

# LEXINGTON LOCAL SCHOOLS



---

FINANCIAL REPORT  
FOR THE PERIOD ENDING  
OCTOBER 31, 2023

---

PREPARED BY  
JASON WHITESEL, TREASURER/CFO

Gross Depository Balances:

Richland Bank MMA 5719	\$2,902,907.32
Richland Bank Sweep Acct 3520	\$1,227,173.21
Richland Bank General Acct 0580	\$300,405.00
Richland Bank Anthem Sweep 3523	\$252,879.93
Richland Bank EE Benefits 3180	\$0.00
Richland Bank Payroll Acct 9780	\$23,055.28
Richland Bank Athletic Acct 3280	\$4,850.00

Total Depository Balances (Gross) \$4,711,270.74

Adjustments to Bank Balance:

Cash in Transit to Bank	\$2,995.00
Outstanding Checks	(\$134,828.72)
Adjustments:	
Outstanding Vision Adjustment	(\$14.97)
Municipal Income Tax Deduction	(\$1,005.89)
Bank Error - Check #96070	\$1.00

Total Adjustments to Bank Balance (\$132,853.58)

Investments:

Treasury Bonds and Notes	\$3,903,866.90
Certificate of Deposits	\$3,473,107.82
Other Securities	\$0.00
Other Investments:	
Richland Bank MMA 5750	\$131,761.55
Richland Bank MMA R252	\$815,413.12

Total Investments \$8,324,149.39

Cash on Hand:

Petty Cash:	
Treasurer's Office	\$100.00
High School	\$50.00
Junior High School	\$50.00
Eastern, Central, Western	\$100.00
Change Cash:	
Athletic Change	\$3,000.00
Cafeteria Change	\$276.00
Junior High School Change	\$100.00
Central Change	\$400.00
Cash with Fiscal Agent	\$0.00

Total Cash on Hand \$4,076.00

Total Balances \$12,906,642.55

Total Fund Balance \$12,906,642.55

October 01, 2023 through October 31, 2023

Account Name : Lexington Local SD Managing Agency

Account No : 5750

## Summary Of Investment Holdings

Shares or Par Value	Investment Category		Avg Unit Cost	Cost Basis	Unit Price	Market Value	Estimated Current Ann Inc	Current Yield
<b><u>Money Markets - Taxable</u></b>								
131,761.55	Northern Instl Government Select Portfolio		1.00	131,761.55	1.00	131,761.55	6,891.13	5.23%
<b>Totals</b>				<b>131,761.55</b>		<b>131,761.55</b>	<b>6,891.13</b>	<b>5.23%</b>
<b><u>Marketable CDs</u></b>								
200,000	Capital One Natl Assn Va	0.500%	11/24/2023	100.00	200,000.00	99.68	1,000.00	0.50%
200,000	Luana Savings Bank	0.200%	12/29/2023	100.00	200,000.00	99.17	400.00	0.20%
100,000	Border State Bank	1.100%	03/27/2024	100.00	100,000.00	98.25	1,100.00	1.12%
200,000	Jpmorgan Chase Bk N A	4.700%	04/30/2024	100.00	200,000.00	99.63	9,400.00	4.72%
248,000	Live Oak Banking Company	1.250%	09/13/2024	100.00	248,000.00	96.25	3,100.00	1.30%
200,000	Industrial & Com Bank 0.3	0.350%	02/11/2025	100.00	200,000.00	93.47	700.00	0.37%
150,000	Barclays Bk Del	2.950%	05/12/2025	100.00	150,000.00	96.03	4,425.00	3.07%
248,000	Goldman Sachs Bk USA	0.800%	08/18/2025	100.00	248,000.00	91.76	1,984.00	0.87%
200,000	First Ctzns Bk & Tr Co Rale	4.700%	10/28/2025	100.00	200,000.00	98.19	9,400.00	4.79%
200,000	Morgan Stanley Private Bk N	4.050%	09/30/2026	100.00	200,000.00	96.28	8,100.00	4.21%
200,000	Morgan Stanley Bk N A	4.850%	10/30/2026	100.00	200,000.00	99.36	9,700.00	4.88%
248,000	Somerset Tr Co Pa	4.350%	01/13/2027	100.00	248,000.00	97.42	10,788.00	4.47%
200,000	First Bank Chicago	5.000%	05/07/2027	100.00	200,000.00	99.00	10,000.00	5.05%
243,000	Bankers Bk Madison WI	4.250%	11/24/2027	100.00	243,000.00	95.69	10,327.50	4.44%
243,000	Discover Bk	4.400%	04/17/2028	100.04	243,107.82	96.03	10,692.00	4.58%
243,000	Bmo Harris Bk Natl Assn Chi	4.500%	05/16/2028	100.00	243,000.00	96.35	10,935.00	4.67%
150,000	United Fid Bk Fsb Evansville	4.500%	06/29/2028	100.00	150,000.00	98.78	6,750.00	4.56%
<b>Totals</b>				<b>3,473,107.82</b>		<b>3,367,904.67</b>	<b>108,801.50</b>	<b>3.23%</b>
<b><u>U.S. Treasury Bills</u></b>								
300,000	United States Treas Bills		02/22/2024	95.15	285,455.17	98.33	16,027.02	5.43%
<b>Totals</b>				<b>285,455.17</b>		<b>294,993.86</b>	<b>16,027.02</b>	<b>5.43%</b>
<b><u>U.S. Treasury Bds/Nts</u></b>								
300,000	United States Treas Nts	3.250%	06/30/2027	98.00	294,000.00	94.61	9,750.00	3.44%

October 01, 2023 through October 31, 2023

Account Name : Lexington Local SD Managing Agency

Account No : 5750

## Summary Of Investment Holdings

Shares or Par Value	Investment Category			Avg Unit Cost	Cost Basis	Unit Price	Market Value	Estimated Current Ann Inc	Current Yield
<b>Totals</b>					<b>294,000.00</b>		<b>283,839.84</b>	<b>9,750.00</b>	<b>3.44%</b>
<b><u>U.S. Govt Agv-Exempt State</u></b>									
200,000	Federal Home Loan Banks	1.650%	12/28/2023	100.00	200,000.00	99.39	198,781.25	3,300.00	1.66%
200,000	Federal Home Loan Banks	0.220%	05/24/2024	100.00	200,000.00	97.05	194,106.74	440.00	0.23%
200,000	Federal Home Loan Banks	1.000%	07/19/2024	100.00	200,000.00	96.79	193,575.12	2,000.00	1.03%
200,000	Federal Farm Cr Bks	0.430%	10/15/2024	100.00	200,000.00	95.25	190,494.28	860.00	0.45%
250,000	Federal Home Loan Banks	2.000%	12/17/2024	100.07	250,172.48	96.14	240,341.95	5,000.00	2.08%
200,000	Federal Home Loan Banks	0.500%	09/10/2025	100.00	200,000.00	91.67	183,330.79	1,000.00	0.55%
200,000	Federal Home Loan Banks	0.500%	11/12/2025	100.00	200,000.00	91.04	182,075.38	1,000.00	0.55%
200,000	Federal Home Loan Banks	1.000%	03/30/2026	100.00	200,000.00	90.65	181,303.18	2,000.00	1.10%
200,000	Federal Farm Cr Bks	4.400%	06/22/2026	100.23	200,460.98	97.49	194,971.82	8,800.00	4.51%
300,000	Federal Home Loan Banks	1.125%	09/29/2026	100.08	300,228.27	89.26	267,787.23	3,375.00	1.26%
250,000	Federal Home Loan Banks	1.300%	11/24/2026	99.88	249,687.50	89.32	223,294.15	3,250.00	1.46%
<b>Totals</b>					<b>2,400,549.23</b>		<b>2,250,061.89</b>	<b>31,025.00</b>	<b>1.38%</b>
<b><u>U.S. Govt Agv-Non-Ex St-Int Only</u></b>									
200,000	Federal Home Ln Mtg Corp	3.200%	05/16/2025	100.00	200,000.00	96.74	193,482.23	6,400.00	3.31%
225,000	Federal Natl Mtg Assn	0.650%	07/30/2025	99.95	224,887.50	92.32	207,709.67	1,462.50	0.70%
300,000	Federal Farm Cr Bks	5.300%	10/19/2026	99.73	299,175.00	99.30	297,895.62	15,900.00	5.34%
200,000	Federal Home Ln Mtg Corp	5.000%	09/30/2027	99.90	199,800.00	97.56	195,115.30	10,000.00	5.13%
<b>Totals</b>					<b>923,862.50</b>		<b>894,202.82</b>	<b>33,762.50</b>	<b>3.78%</b>
<b>Total Investments</b>					<b>7,508,736.27</b>		<b>7,222,764.63</b>	<b>206,257.15</b>	<b>2.86%</b>
<b>Plus Net Cash</b>							<b>0.00</b>		
<b>Total Market Value</b>							<b>7,222,764.63</b>		

Gain or Loss amounts and transactions, as shown, may not reflect the amount to be used for income tax purposes.

October 01, 2023 through October 31, 2023

Account Name : Lexington Local SD Bond Acct Man Agcy

Account No : R252

## Summary Of Investment Holdings

Shares or Par Value	Investment Category	Avg Unit Cost	Cost Basis	Unit Price	Market Value	Estimated Current Ann Inc	Current Yield
<b>Money Markets - Taxable</b>							
815,413.12	Northern Instl Government Select Portfolio	1.00	815,413.12	1.00	815,413.12	42,646.11	5.23%
<i>Totals</i>			<b>815,413.12</b>		<b>815,413.12</b>	<b>42,646.11</b>	<b>5.23%</b>
<i>Total Investments</i>			<b>815,413.12</b>		<b>815,413.12</b>	<b>42,646.11</b>	<b>5.23%</b>
<i>Plus Net Cash</i>					<b>0.00</b>		
<i>Total Market Value</i>					<b>815,413.12</b>		

Gain or Loss amounts and transactions, as shown, may not reflect the amount to be used for income tax purposes.

**LEXINGTON LOCAL SCHOOLS**  
**INVESTMENT REPORT FOR THE MONTH ENDING**  
**OCTOBER 31, 2023**

INTEREST EARNED:	THIS MONTH	FISCAL YEAR TO DATE
Richland Bank, General Sweep	\$1,809.37	\$16,479.59
Richland Bank, General MMA	\$7,757.65	\$35,719.82
Richland Bank, Anthem Sweep	\$972.68	\$4,277.77
Star Ohio	\$0.00	\$0.00
CDs, Bonds, and other investments	\$40,685.70	\$56,234.44
<b>TOTAL INTEREST RECEIVED</b>	<b>\$51,225.40</b>	<b>\$112,711.62</b>

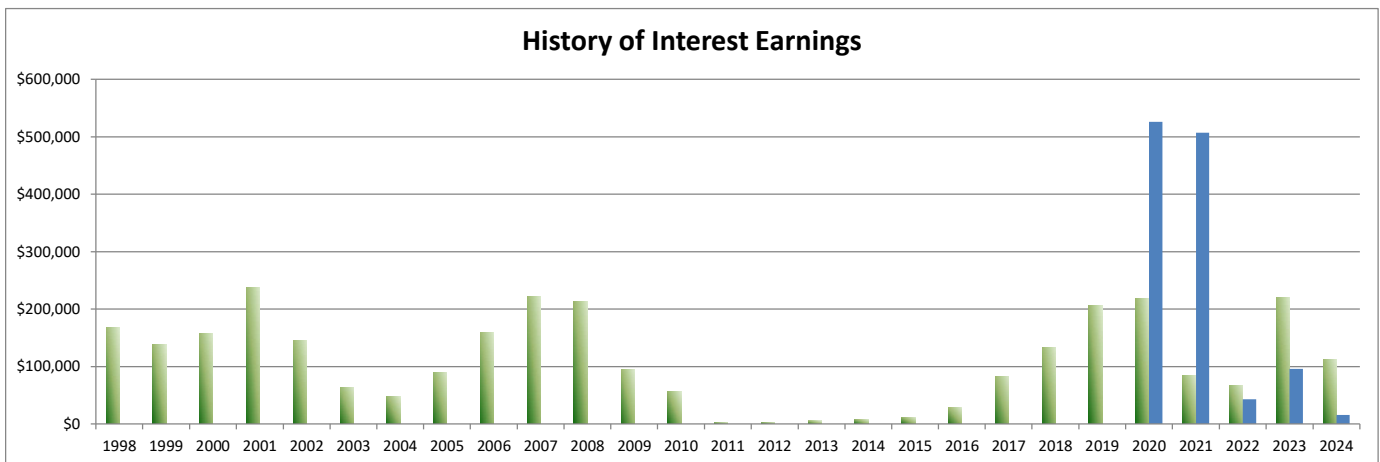
INTEREST EARNED (LEX BOND ACCT)	THIS MONTH	FISCAL YEAR TO DATE
Richland Bank, General Sweep	\$0.00	\$0.00
Richland Bank, General MMA	\$0.00	\$0.00
Richland Bank, Anthem Sweep	\$0.00	\$0.00
Star Ohio	\$0.00	\$0.00
CDs, Bonds, and other investments	\$3,530.22	\$15,597.15
<b>TOTAL INTEREST RECEIVED</b>	<b>\$3,530.22</b>	<b>\$15,597.15</b>

History of Interest Earnings	Fiscal Year	Interest Earnings
	1998	\$ 167,057.52
	1999	\$ 138,113.69
	2000	\$ 157,991.72
	2001	\$ 236,839.79
	2002	\$ 146,052.34
	2003	\$ 63,712.36
	2004	\$ 47,970.95
	2005	\$ 90,719.94
	2006	\$ 158,724.51
	2007	\$ 221,998.86
	2008	\$ 213,660.34
	2009	\$ 95,639.63
	2010	\$ 56,860.22
	2011	\$ 3,001.78
	2012	\$ 3,090.00
	2013	\$ 5,758.97
	2014	\$ 8,349.92
	2015	\$ 11,765.22
	2016	\$ 28,300.22
	2017	\$ 83,194.26
	2018	\$ 133,582.49
	2019	\$ 205,588.68
	2020	\$ 218,228.66
	2021	\$ 85,117.81
	2022	\$ 67,902.15
	2023	\$ 219,800.00
<b>FISCAL Year To Date</b>	<b>2024</b>	<b>\$112,711.62</b>

Lex Bond Acct Interest Earnings	Fiscal Year	Interest Earnings
	2020	\$526,044.24
	2021	\$507,134.12
	2022	\$43,256.67
	2023	\$96,119.37
<b>FISCAL Year To Date</b>	<b>2024</b>	<b>\$15,597.15</b>

**Total Interest Earnings Lex Bond Acct to Date \$1,188,151.55**

**Total Interest Earnings 1998 to Present \$ 2,981,733.65**



Reporting Period: October 2023 (FY 2024)

11/1/23 3:15 PM

As Of Period: 10/31/2023

## LEXINGTON LOCAL SCHOOLS Cash Summary Report

Full Account Code	Description	Initial Cash	MTD Received	FYTD Received	MTD Expended	FYTD Expended	Fund Balance
001-0000	GENERAL FUND	\$ 8,858,761.66	\$ 2,044,501.52	\$ 9,834,910.82	\$ 2,164,441.40	\$ 9,241,582.38	\$ 9,452,090.10
001-9412	GENERAL BUDGET RESERVE SET-ASIDE-1%/BWC	87,928.97	0.00	0.00	0.00	0.00	87,928.97
002-0000	BOND RETIREMENT FUND	1,885,999.03	40,401.61	1,386,085.35	0.00	2,155,341.66	1,116,742.72
003-0000	PERMANENT IMPROVEMENT FUND	32,156.92	40,300.22	309,417.86	20,395.64	393,662.81	(52,088.03)
004-0000	LFI BUILDING FUND	386,924.46	1,585.67	6,740.35	14,856.00	27,405.00	366,259.81
006-0000	FOOD SERVICE FUND	327,644.80	125,254.61	273,007.21	99,446.14	304,265.83	296,386.18
007-9100	LEXINGTON MINUTEMEN ACADEMIC SCHOLARSHIP FUND	139,793.78	607.43	3,920.80	0.00	0.00	143,714.58
010-0000	CLASSROOM FACILITIES CONSTRUCTION FUND	612,112.51	1,944.55	8,856.80	7,965.00	171,816.00	449,153.31
018-9100	HIGH SCHOOL PRINCIPAL'S FUND	498.99	1,338.03	1,713.59	160.37	1,178.87	1,033.71
018-9200	JUNIOR HIGH PRINCIPAL'S FUND	7,009.89	0.00	2,090.81	45.00	45.00	9,055.70
018-9300	EASTERN PRINCIPAL'S FUND	4,453.88	2.00	1,028.00	130.00	582.92	4,898.96
018-9301	EASTERN ELEMENTARY BOOKFAIR/BOXTOPS FUND	4,462.04	0.00	0.00	338.67	987.01	3,475.03
018-9302	EASTERN ELEMENTARY MATH	1,036.52	0.00	0.00	0.00	0.00	1,036.52
018-9303	EASTERN RUN CLUB	469.73	0.00	1,030.00	948.96	1,104.85	394.88
018-9400	CENTRAL PRINCIPAL'S FUND	5,975.08	(68.00)	584.69	0.00	104.95	6,454.82
018-9401	CENTRAL ELEMENTARY BOOKFAIR FUND	6,568.96	0.00	0.00	0.00	0.00	6,568.96
018-9402	CENTRAL ELEMENTARY ART	1,899.77	0.00	0.00	0.00	0.00	1,899.77
018-9500	WESTERN PRINCIPAL'S FUND	20,600.09	72.00	1,413.78	91.00	651.70	21,362.17
018-9501	WESTERN ELEMENTARY BOOKFAIR/BOXTOPS FUND	4,077.56	26.50	26.50	0.00	0.00	4,104.06
018-9503	WESTERN ELEMENTARY ART	812.30	0.00	0.00	0.00	0.00	812.30
018-9901	JUNIOR HIGH TEACHER ADVISORY FUND	95.30	0.00	0.00	0.00	0.00	95.30
019-9001	ACADEMIC BOOSTERS GRANTS	769.07	0.00	0.00	0.00	0.00	769.07
019-9121	CENTRAL ELEMENTARY PTO GRANTS	2,941.81	5.64	34.08	0.00	0.00	2,975.89
019-9122	EASTERN ELEMENTARY PTO GRANTS	3,592.04	8.53	36.98	0.00	0.00	3,629.02
019-9123	WESTERN ELEMENTARY PTO GRANTS	4,329.86	7.10	35.55	0.00	0.00	4,365.41
019-9200	RICHLAND COUNTY FOUNDATION GRANT PLAYGROUND	200.00	0.00	0.00	0.00	0.00	200.00
019-9226	RICH CO FOUND GRANT-SCIENCE ENRICH FIELD TRIP	91.55	0.00	0.00	0.00	0.00	91.55
019-9228	RICH CO FOUND GRANT-SOCIAL STUDIES MAKERSPACE	17.52	0.00	0.00	0.00	0.00	17.52
019-9229	RICHLAND CO FOUND GRANT-SCIENCE LAB ACTIVITY REVITALIZATION	0.00	0.00	1,322.53	0.00	1,280.22	42.31
019-9230	RICHLAND CO FOUND GRANT-STEAMTASTIC LEARNING	0.00	0.00	1,491.87	0.00	1,490.33	1.54
019-9231	RICHLAND CO FOUND GRANT-SOCIAL STUDIES BOARD GAME STUDIO	0.00	0.00	1,413.47	0.00	1,277.00	136.47

Reporting Period: October 2023 (FY 2024)

11/1/23 3:15 PM

As Of Period: 10/31/2023

**LEXINGTON LOCAL SCHOOLS**  
**Cash Summary Report**

Full Account Code	Description	Initial Cash	MTD Received	FYTD Received	MTD Expended	FYTD Expended	Fund Balance
019-9232	RICHLAND CO FOUND GRANT-MARVELOUS MATHEMATICAL THINKING	\$ 0.00	\$ 0.00	\$ 1,046.05	\$ 0.00	\$ 0.00	\$ 1,046.05
019-9233	RICHLAND CO FOUND GRANT-FOOTPRINT IMPRESSION LAB PROJECT	0.00	0.00	1,480.00	0.00	0.00	1,480.00
019-9234	RICHLAND CO FOUND GRANT-CIRCUIT CRAZE	0.00	0.00	1,184.63	1,154.64	1,154.64	29.99
019-9235	RICHLAND CO FOUND GRANT-NOVELS IN VERSE BOOK CLUB	0.00	0.00	1,075.65	1,063.30	1,063.30	12.35
019-9236	RICHLAND CO FOUND GRANT-CODING EXPRESS BY LEGO EDUCATION	0.00	0.00	250.00	0.00	0.00	250.00
019-9301	RICH CO FOUND/SECO ROBOTICS GRANT (HEIMANN)	31.72	0.00	0.00	0.00	0.00	31.72
019-9302	RICH CO RETIRED TEACHERS ASSOC	150.00	0.00	0.00	0.00	0.00	150.00
019-9304	RICHLAND CO RETIRED TEACHERS - HS ENGLISH	200.00	0.00	0.00	0.00	0.00	200.00
022-9601	OHSAA TOURNAMENT AGENCY FUND	0.00	4,700.00	4,700.00	0.00	0.00	4,700.00
024-0000	EMPLOYEE BENEFITS FUND FOR MEDICAL/DENTAL	619,627.24	465,874.45	1,881,152.63	706,635.80	2,296,075.83	204,704.04
034-0000	OFCC PROJECT MAINTENANCE FUND	562,801.53	2,135.79	75,319.25	0.00	1,218.89	636,901.89
200-9101	HIGH SCHOOL ART CLUB	372.46	0.00	0.00	0.00	0.00	372.46
200-9102	HIGH SCHOOL DRAMA CLUB	29,527.66	0.00	0.00	0.00	5,080.19	24,447.47
200-9104	HIGH SCHOOL LEADERSHIP COUNCIL	681.50	0.00	0.00	0.00	0.00	681.50
200-9107	HIGH SCHOOL SPANISH CLUB	688.50	0.00	0.00	0.00	0.00	688.50
200-9108	HIGH SCHOOL LEO CLUB	2,236.40	157.77	157.77	46.84	151.84	2,242.33
200-9114	HIGH SCHOOL STUDENT COUNCIL FUND	5,576.85	0.00	550.00	492.64	2,966.12	3,160.73
200-9115	HIGH SCHOOL KEY CLUB	1,261.42	1,204.00	1,204.00	0.00	0.00	2,465.42
200-9116	HIGH SCHOOL CHESS CLUB	144.46	0.00	0.00	0.00	0.00	144.46
200-9119	HIGH SCHOOL YEARBOOK FUND	35,281.13	2,430.00	8,021.00	0.00	54.73	43,247.40
200-9120	HIGH SCHOOL JOURNALISM FUND	505.44	0.00	0.00	0.00	0.00	505.44
200-9121	HIGH SCHOOL NATIONAL HONOR SOCIETY	984.50	0.00	0.00	0.00	385.00	599.50
200-9201	JUNIOR HIGH ART CLUB	924.66	0.00	0.00	0.00	0.00	924.66
200-9204	JUNIOR HIGH STUDENT COUNCIL FUND	1,533.64	0.00	0.00	0.00	0.00	1,533.64
200-9205	JUNIOR HIGH LIBRARY CLUB	77.65	0.00	0.00	0.00	0.00	77.65
200-9301	EASTERN ELEMENTARY STUDENT ACTIVITY FUND	1,698.63	0.00	0.00	0.00	0.00	1,698.63
200-9302	EASTERN ELEMENTARY ROBOTICS FUND	575.16	0.00	0.00	0.00	0.00	575.16
200-9611	HIGH SCHOOL INFORMED TEENS FUND	903.63	0.00	12.60	0.00	0.00	916.23
200-9612	JUNIOR HIGH INFORMED TEENS FUND	1,866.19	0.00	0.00	0.00	0.00	1,866.19
300-9115	JAZZ BAND	757.62	0.00	0.00	0.00	0.00	757.62
300-9116	CHOIR	1,284.95	0.00	0.00	0.00	0.00	1,284.95



Reporting Period: October 2023 (FY 2024)

11/1/23 3:15 PM

As Of Period: 10/31/2023

**LEXINGTON LOCAL SCHOOLS**  
**Cash Summary Report**

Full Account Code	Description	Initial Cash	MTD Received	FYTD Received	MTD Expended	FYTD Expended	Fund Balance
300-9206	JUNIOR HIGH PHYS ED DEPARTMENT FUND	\$ 3,831.75	\$ 0.00	\$ 0.00	\$ 0.00	\$ 0.00	\$ 3,831.75
300-9210	JR HIGH INSTRUMENTAL	41.03	0.00	0.00	0.00	0.00	41.03
300-9600	ATHLETIC FUND	22,774.75	18,181.25	127,513.04	15,206.93	137,692.99	12,594.80
300-9601	ATHLETIC CAPITAL FUND	118,136.66	6,000.00	21,000.00	0.00	7,540.00	131,596.66
300-9602	ORCHESTRA	63.22	0.00	0.00	0.00	0.00	63.22
300-9603	ELEMENTARY MUSIC	1,572.09	0.00	0.00	0.00	0.00	1,572.09
300-9605	BAND	232.95	0.00	0.00	0.00	0.00	232.95
451-9023	DATA COMMUNICATION FUND	0.00	0.00	230.50	0.00	230.50	0.00
451-9024	DATA COMMUNICATION FUND	0.00	0.00	0.00	0.00	9,000.00	(9,000.00)
507-9022	ESSER ARP FUNDING	(211,514.33)	72,567.72	468,769.62	72,639.67	311,368.18	(54,112.89)
516-9024	IDEA PART B GRANTS	0.00	82,661.06	148,690.07	76,049.49	196,743.63	(48,053.56)
572-9023	TITLE I DISADVANTAGED CHILDREN	(3,243.26)	0.00	3,243.26	0.00	0.00	0.00
572-9024	TITLE I DISADVANTAGED CHILDREN	0.00	37,686.02	54,027.78	24,715.96	56,512.56	(2,484.78)
584-9924	TITLE IV, PART A, STUDENT SUPPORT AND ACADEMIC ENRICHMENT PROGRAMS	0.00	0.00	0.00	0.00	0.00	0.00
587-9024	IDEA PRESCHOOL-HANDICAPPED	0.00	0.00	229.94	0.00	229.94	0.00
590-9024	IMPROVING TEACHER QUALITY	0.00	15,160.90	18,560.92	9,752.11	19,504.22	(943.30)
599-9923	MISCELLANEOUS FED. GRANT FUND	39,272.77	0.00	0.00	(8,062.28)	39,272.77	0.00
<b>Grand Total</b>		<b>\$ 13,642,084.66</b>	<b>\$ 2,964,746.37</b>	<b>\$ 14,653,579.75</b>	<b>\$ 3,208,513.28</b>	<b>\$ 15,389,021.86</b>	<b>\$ 12,906,642.55</b>

## LEXINGTON LOCAL SCHOOLS

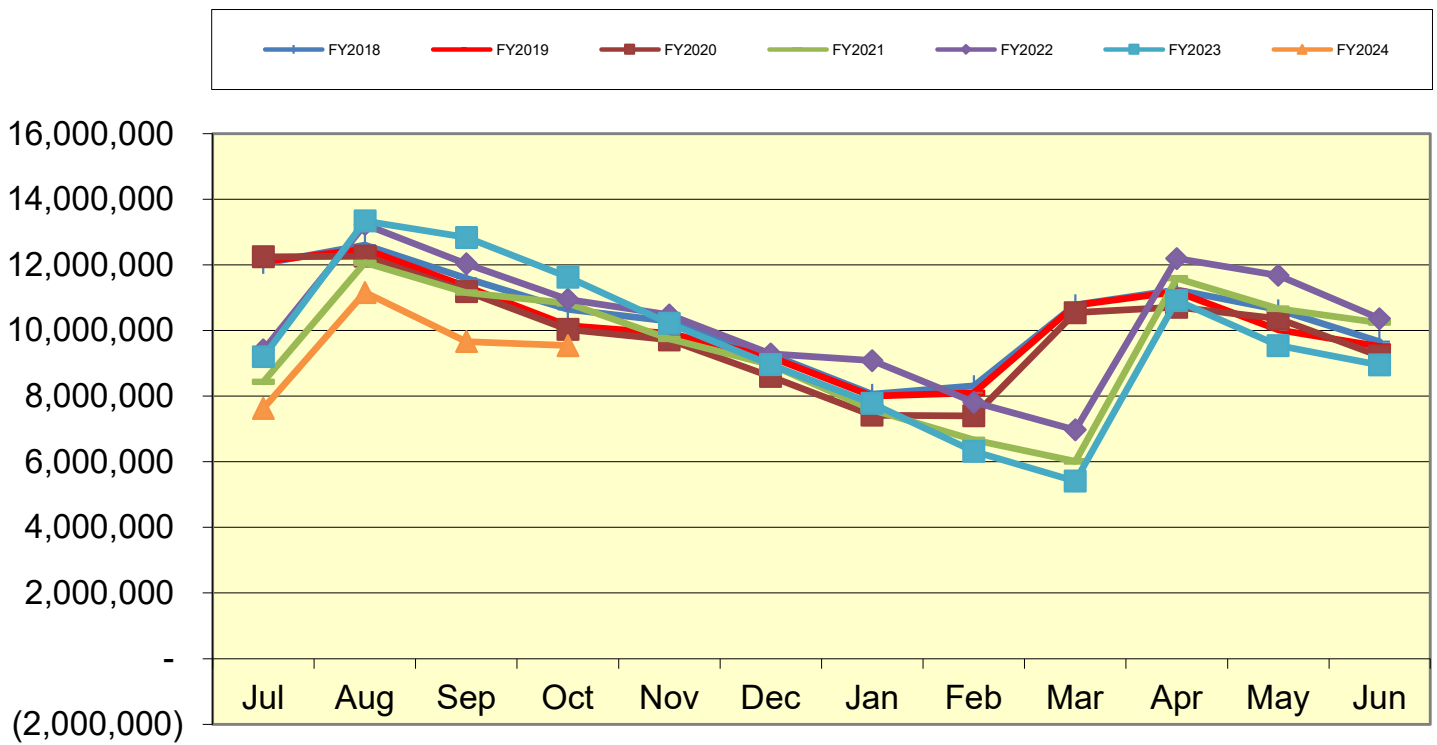
### Spending Plan Summary

ODE Line Number	Monthly Estimate	Monthly Actual	Monthly Difference	FYTD Estimate	FYTD Actual	FYTD Difference
01.010 General Property (Real Estate)	\$ 0.00	\$ 0.00	\$ 0.00	\$ 4,850,000.00	\$ 4,576,441.53	\$ (273,558.47)
01.020 Tangible Personal Property Tax	0.00	0.00	0.00	467,000.00	440,840.43	(26,159.57)
01.030 Income Tax	0.00	0.00	0.00	0.00	0.00	0.00
01.035 Unrestricted Grants-in-Aid	712,000.00	1,082,666.00	370,666.00	2,934,799.00	3,333,358.42	398,559.42
01.040 Restricted Grants-in-Aid	42,000.00	60,979.18	18,979.18	163,856.00	180,158.59	16,302.59
01.045 Restricted Federal Grants-in-Aid - SFSF	0.00	0.00	0.00	0.00	0.00	0.00
01.050 State Share of Local Property Taxes	0.00	826,047.82	826,047.82	882,367.00	878,787.94	(3,579.06)
01.060 All Other Operating Revenue	141,990.00	78,505.31	(63,484.69)	264,027.00	420,055.42	156,028.42
01.070 Total Revenue	895,990.00	2,048,198.31	1,152,208.31	9,562,049.00	9,829,642.33	267,593.33
02.010 Proceeds from Sale of Notes	0.00	0.00	0.00	0.00	0.00	0.00
02.020 State Emergency Loans & Advancements (Approved)	0.00	0.00	0.00	0.00	0.00	0.00
02.040 Operating Transfers-In	0.00	0.00	0.00	0.00	0.00	0.00
02.050 Advances-In	0.00	0.00	0.00	0.00	0.00	0.00
02.060 All Other Financial Sources	0.00	(3,696.79)	(3,696.79)	14,802.00	5,268.49	(9,533.51)
02.070 Total Other Financing Sources	0.00	(3,696.79)	(3,696.79)	14,802.00	5,268.49	(9,533.51)
02.080 Total Revenues and Other Financing Sources	895,990.00	2,044,501.52	1,148,511.52	9,576,851.00	9,834,910.82	258,059.82
03.010 Personal Services	1,300,000.00	1,288,757.22	(11,242.78)	5,000,000.00	5,236,490.17	236,490.17
03.020 Employees' Retirement/Insurance Benefits	590,000.00	589,769.33	(230.67)	2,395,000.00	2,487,358.28	92,358.28
03.030 Purchased Services	168,319.00	198,195.08	29,876.08	726,667.00	868,420.39	141,753.39
03.040 Supplies and Materials	125,311.00	75,461.92	(49,849.08)	537,297.00	496,278.89	(41,018.11)
03.050 Capital Outlay	2,567.00	8,187.93	5,620.93	24,668.00	23,630.84	(1,037.16)
03.060 Intergovernmental	0.00	0.00	0.00	0.00	0.00	0.00
04.010 Debt Service: All Principal (Historical)	0.00	0.00	0.00	0.00	0.00	0.00
04.020 Debt Service: Principal-Notes	0.00	0.00	0.00	0.00	0.00	0.00
04.030 Debt Service: Principal - State Loans	0.00	0.00	0.00	0.00	0.00	0.00
04.040 Debt Service: Principal - State Advancements	0.00	0.00	0.00	0.00	0.00	0.00
04.050 Debt Service: Principal - HB 264 Loans	0.00	0.00	0.00	0.00	0.00	0.00
04.055 Debt Service: Principal - Other	0.00	0.00	0.00	0.00	0.00	0.00
04.060 Debt Service: Interest and Fiscal Charges	0.00	0.00	0.00	0.00	0.00	0.00
04.300 Other Objects	1,892.00	4,069.92	2,177.92	139,290.00	129,403.81	(9,886.19)
04.500 Total Expenditures	2,188,089.00	2,164,441.40	(23,647.60)	8,822,922.00	9,241,582.38	418,660.38
05.010 Operational Transfers - Out	0.00	0.00	0.00	0.00	0.00	0.00
05.020 Advances - Out	0.00	0.00	0.00	0.00	0.00	0.00
05.030 All Other Financing Uses	0.00	0.00	0.00	0.00	0.00	0.00
05.040 Total Other Financing Uses	0.00	0.00	0.00	0.00	0.00	0.00
05.050 Total Expenditure and Other Financing Uses	2,188,089.00	2,164,441.40	(23,647.60)	8,822,922.00	9,241,582.38	418,660.38
06.010 Excess Rev & Oth Financing Sources over(under) Exp & Oth F	(1,292,099.00)	(119,939.88)	1,172,159.12	753,929.00	593,328.44	(160,600.56)
07.010 Cash Balance-July1 -Excluding Proposed Renew/Replace & New	0.00	9,659,958.95	9,659,958.95	8,946,690.63	8,946,690.63	0.00
07.020 Cash Balance June 30	(1,292,099.00)	9,540,019.07	10,832,118.07	9,700,619.63	9,540,019.07	(160,600.56)
08.010 Estimated Encumbrances June 30	(200,000.00)	2,243,830.16	2,443,830.16	2,300,000.00	2,243,830.16	(56,169.84)

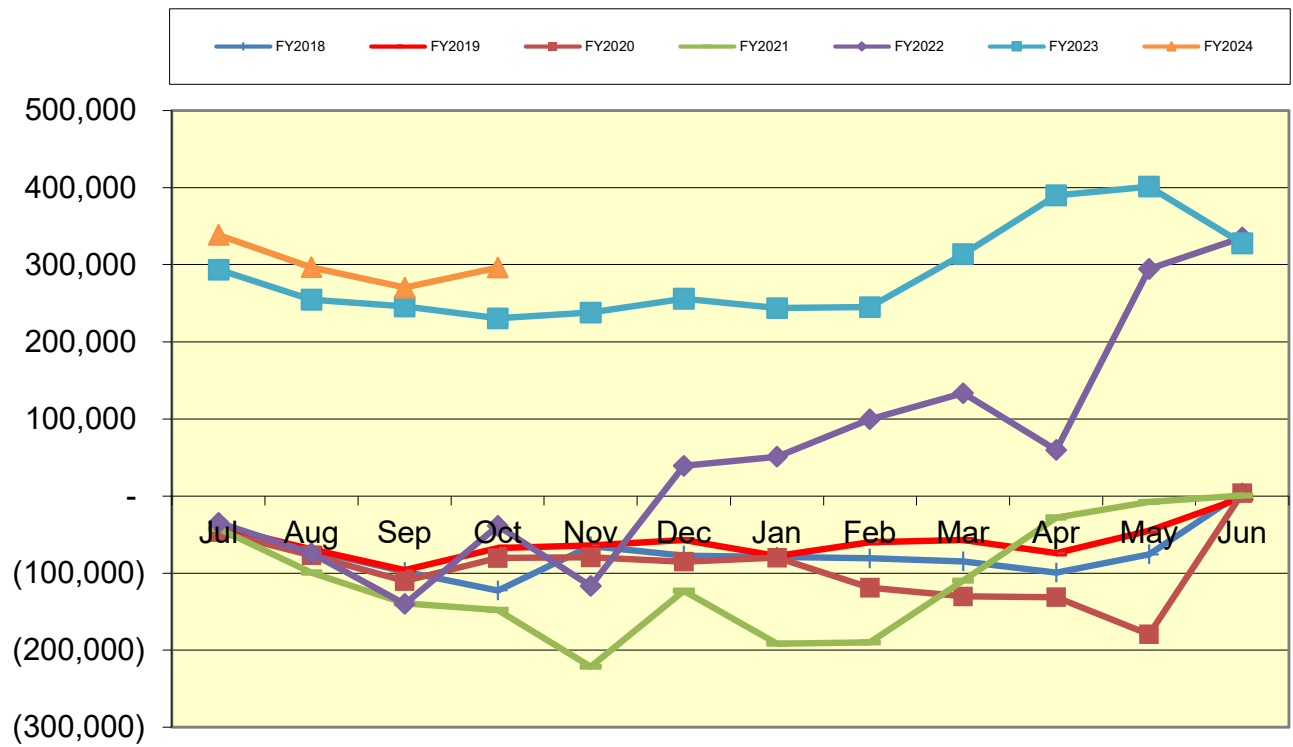
**LEXINGTON LOCAL SCHOOL DISTRICT  
GENERAL FUND ONLY 2023-2024  
SUMMARY OF RECEIPTS AND EXPENDITURES - FIVE YEAR FORECAST FORMAT**

LINE 7.010	BEGINNING CASH BALANCE		\$ 8,946,691		
	10/31/2023	FISCAL YEAR TO DATE Estimate	FISCAL YEAR TO DATE Actual	VARIANCE Estimate vs. Actual	PERCENT of VARIANCE
<b>REVENUES</b>					
LINE 1.010	Real Estate Tax	\$ 4,850,000	\$ 4,576,442	(\$273,558)	-5.64%
LINE 1.020	Personal Property Tax	\$ 467,000	\$ 440,840	(\$26,160)	-5.60%
LINE 1.030	Income Tax	\$ -	\$ -	\$0	
LINE 1.035	State Funding	\$ 2,934,799	\$ 3,333,358	\$398,559	13.58%
LINE 1.040	Career Tech / Economic Disadv.	\$ 163,856	\$ 180,159	\$16,303	9.95%
LINE 1.050	Property Tax Allocation	\$ 882,367	\$ 878,788	(\$3,579)	-0.41%
LINE 1.060	Other Operating Revenue	\$ 264,027	\$ 420,055	\$156,028	59.10%
LINE 1.070	<b>TOTAL REVENUE</b>	<b>\$ 9,562,049</b>	<b>\$ 9,829,642</b>	<b>\$267,593</b>	<b>2.80%</b>
LINE 2.01	Proceeds from Notes	\$ -	\$ -	\$0	
LINE 2.04	Transfers In	\$ -	\$ -	\$0	
LINE 2.050	Advances In	\$ -	\$ -	\$0	#DIV/0!
LINE 2.060	Other Financing Sources	\$ 14,802	\$ 5,269	(\$9,533)	-64.40%
LINE 2.070	<b>TOTAL OTHER SOURCES</b>	<b>\$ 14,802</b>	<b>\$ 5,269</b>	<b>(\$9,533)</b>	<b>-64.40%</b>
<b>LINE 2.080</b>	<b>TOTAL REVENUES &amp; Sources</b>	<b>\$ 9,576,851</b>	<b>\$ 9,834,911</b>	<b>\$258,060</b>	<b>2.69%</b>
<b>EXPENSES</b>					
LINE 3.010	Salaries	\$ 5,000,000	\$ 5,236,490	(\$236,490)	-4.73%
LINE 3.020	Retirement and Benefits	\$ 2,395,000	\$ 2,487,358	(\$92,358)	-3.86%
LINE 3.030	Purchased Services	\$ 726,667	\$ 868,420	(\$141,753)	-19.51%
LINE 3.040	Supplies and Materials	\$ 537,297	\$ 496,279	\$41,018	7.63%
LINE 3.050	Capital Outlay and Equipment	\$ 24,668	\$ 23,631	\$1,037	4.20%
LINE 3.06	INTERGOVERNMENTAL	\$ -	\$ -	\$0	
LINE 4.020	DEBT SERVICE - Notes	\$ -	\$ -	\$0	
LINE 4.060	DEBT SERVICE - Interest charges	\$ -	\$ -	\$0	
LINE 4.300	Other Objects	\$ 139,290	\$ 129,404	\$9,886	7.10%
LINE 4.500	<b>TOTAL EXPENDITURES</b>	<b>\$ 8,822,922</b>	<b>\$ 9,241,582</b>	<b>(\$418,660)</b>	<b>-4.75%</b>
LINE 5.00	TRANSFERS OUT	\$ -	\$ -	\$0	
LINE 5.02	ADVANCES OUT	\$ -	\$ -	\$0	
LINE 5.03	ALL OTHER USES	\$ -	\$ -	\$0	
LINE 5.040	TOTAL OTHER USES	\$ -	\$ -	\$0	
<b>LINE 5.050</b>	<b>TOTAL EXPENDITURES &amp; USES</b>	<b>\$ 8,822,922</b>	<b>\$ 9,241,582</b>	<b>(\$418,660)</b>	<b>-4.75%</b>
		Estimate	Actual	Variance	
<b>LINE 6.010</b>	<b>REVENUES OVER EXPENSES</b>	<b>\$ 753,929</b>	<b>\$ 593,329</b>	<b>(\$160,600)</b>	
<b>LINE 7.020</b>	<b>ENDING CASH BALANCE</b>	<b>\$ 9,700,620</b>	<b>\$ 9,540,020</b>	<b>(\$160,600)</b>	
	Less Reserves	\$ (87,929)	\$ (87,929)	\$ -	
LINE 8.010	Less Outstanding Encumbrances	\$ (2,300,000)	\$ (2,243,830)	\$ 56,170	-2.44%
<b>LINE 15.010</b>	<b>Unreserved Fund Balance</b>	<b>\$ 7,312,691</b>	<b>\$ 7,208,261</b>	<b>(\$104,430)</b>	<b>-1.43%</b>
	Salaries/Benefits as % of Revenue	77.3%	78.6%	Benchmark Yr. End 80.1% or below	
	<b>True Days Cash - Calendar Days on which can operate</b>	<b>102</b>	<b>96</b>	<b>90 or above optimal</b>	

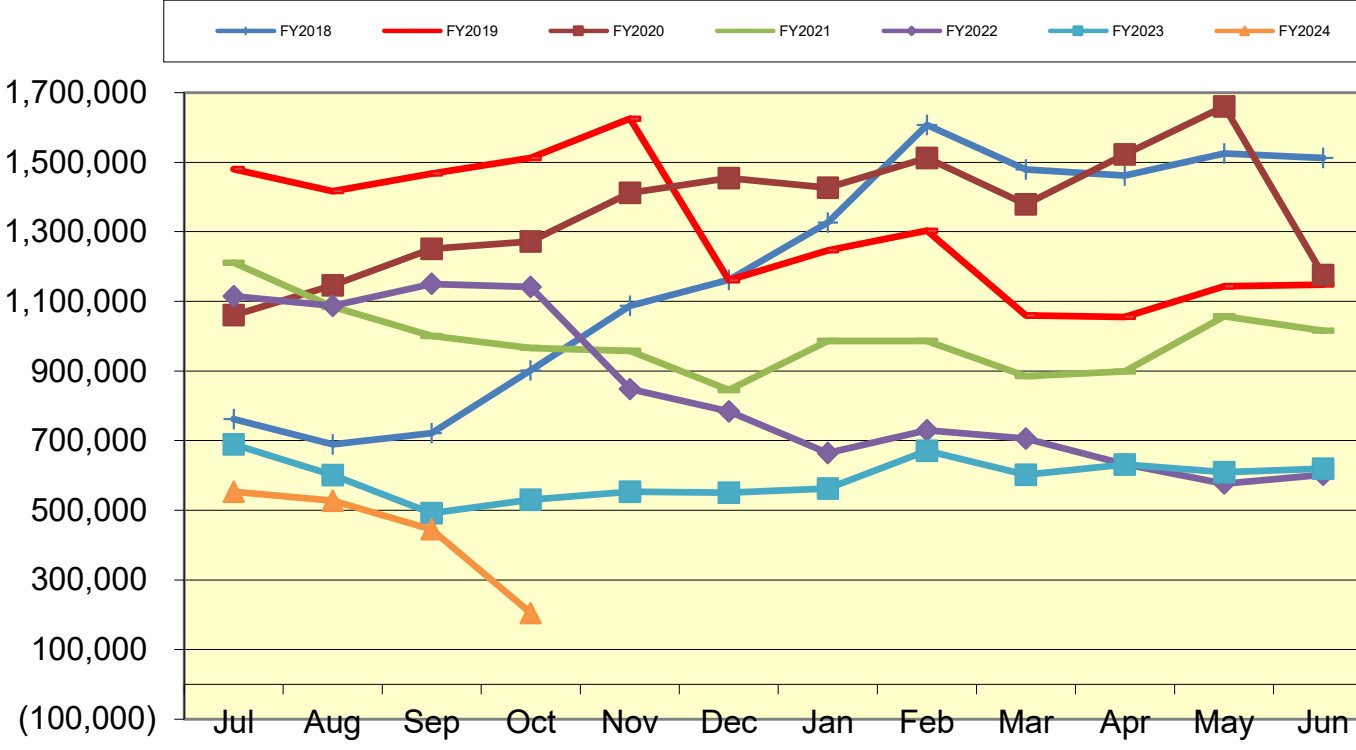
### Lexington Local Schools General Fund Cash Balance



### Lexington Local Schools Food Service Fund Cash Balance



### Lexington Local Schools Employee Benefits Fund Cash Balance



**Lexington Local Schools**

**Permanent Improvement Fund  
10/31/2023**

	Budgeted Amount	Actual Fiscal Year Expended	Current Encumbrances	Expenses / Encumbrances Over/Under Estimate	Remaining Estimated PI Project Costs
<b>Instruction and Administration</b>					
Western Elementary Equipment/Materials	\$ 17,549.64	\$ 15,716.32	\$ 1,833.32	\$0.00	\$0.00
Eastern Elementary Equipment/Materials	\$ -	\$ -	\$ -	\$0.00	\$0.00
Central Elementary Equipment/Materials	\$ 7,609.19	\$ 2,429.70	\$ 3,493.34	\$1,686.15	\$1,686.15
Central Music Equipment	\$ 1,485.99	\$ 1,686.15	\$ -	(\$200.16)	(\$200.16)
Preschool Equipment/Materials	\$ 5,624.75	\$ 5,618.71	\$ 6.04	(\$0.00)	(\$0.00)
<b>Maintenance/Security</b>					
Central Wheel Chair Lift	\$ 27,500.00	\$ 27,500.00	\$ -	\$0.00	\$0.00
Parking Lots Repaving	\$ 104,507.00	\$ 104,507.00	\$ -	\$0.00	\$0.00
Entrance Bollards	\$ 8,940.00	\$ -	\$ 8,940.00	\$0.00	\$0.00
New Maintenance Building	\$ 5,000.00	\$ 5,000.00	\$ -	\$0.00	\$0.00
<b>Transportation</b>					
New buses	\$ 252,144.00	\$ -	\$ 252,144.00	\$0.00	\$0.00
New fuel tank	\$ 26,757.00	\$ 26,757.00	\$ -	\$0.00	\$0.00
<b>Technology</b>					
Computers, servers, tech equip., etc.	\$ 185,000.00	\$ 127,322.60	\$ 58,782.42	(\$1,105.02)	(\$1,105.02)
<b>Food Service</b>					
Food Service Equipment	\$ -	\$ -	\$ -	\$0.00	\$0.00
<b>Athletics and Student Activities</b>					
HS Athletics Tennis Court Repair	\$ 72,060.00	\$ 72,060.00	\$ -	\$0.00	\$0.00
HS Athletics Equipment	\$ -	\$ -	\$ -	\$0.00	\$0.00
<b>Fees</b>					
Tax Collection Fees	\$ 14,500.00	\$ 5,065.33	\$ -	\$9,434.67	\$9,434.67
<b>Totals</b>					
<b>Totals</b>	\$ 728,677.57	\$ 393,662.81	\$ 325,199.12	\$9,815.64	\$9,815.64
<b>Total Budgeted</b>	\$ 728,677.57				
Actual Cash Balance 7/1/23	\$ 32,156.92				
Revenues FY24 - Taxes from levy	\$ 309,417.86				
Expenditures FY24	\$ (393,662.81)				
Current Cash Balance	(\$52,088.03)				
Current Encumbrances	\$ (325,199.12)				
<b>Available Balance</b>	<b>(\$377,287.15)</b>				
Remaining Estimated Revenues FY24 - Taxes from levy	\$ 440,582.14				
Less: Remaining Estimated PI Project Costs	(\$9,815.64)				
<b>6/30/24 Estimated Unencumbered Carryover</b>	<b>\$ 53,479.35</b>				

Lexington Local Schools

**Food Service Fund 2023-24 vs. 2022-2023 vs. 2021-2022**

							Beginning Balance 7/1/23	\$ 327,645
<b>2023-2024 Through 10/31/23</b>								
<i>Revenues</i>	District-Wide	HS/JH	Junior High	Eastern	Central	Western	<b>Total</b>	
Student Type A, Ezpay, Misc	\$ -	\$ 55,502	\$ -	\$ 21,134	\$ 17,586	\$ 16,899	\$ 111,121	
Student Break, Milk & A La Carte	\$ -	\$ 29,480	\$ -	\$ 2,717	\$ 1,372	\$ 1,039	\$ 34,608	
Adult & Misc revenues	\$ 7,766	\$ 1,858	\$ -	\$ 235	\$ 220	\$ 60	\$ 10,139	
State Reimb	\$ -	\$ -	\$ -	\$ -	\$ -	\$ -	\$ -	
Federal Reimb	\$ -	\$ 50,935	\$ -	\$ 28,250	\$ 23,418	\$ 14,536	\$ 117,139	
Transfer In	\$ -	\$ -	\$ -	\$ -	\$ -	\$ -	\$ -	
<b>Total Revenues</b>	<b>\$ 7,766</b>	<b>\$ 137,775</b>	<b>\$ -</b>	<b>\$ 52,336</b>	<b>\$ 42,596</b>	<b>\$ 32,534</b>	<b>\$ 273,007</b>	
<i>Expenses</i>								
Wages	\$ 18,317	\$ 51,351	\$ -	\$ 37,539	\$ 13,981	\$ 14,031	\$ 135,219	
Severance	\$ -	\$ 5,137	\$ -	\$ -	\$ 684	\$ -	\$ 5,821	
Retirement	\$ 4,616	\$ 13,812	\$ -	\$ 7,266	\$ 2,895	\$ 2,818	\$ 31,407	
Medical	\$ 3,710	\$ 25,172	\$ -	\$ -	\$ 6,441	\$ 6,712	\$ 42,035	
Life, Dent, MC, WC	\$ 460	\$ 1,816	\$ -	\$ 533	\$ 457	\$ 447	\$ 3,713	
Purch Serv, Repairs, Phone, Post	\$ 1,641	\$ 360	\$ -	\$ 732	\$ 385	\$ 335	\$ 3,453	
Supplies	\$ 1,236	\$ -	\$ -	\$ -	\$ -	\$ -	\$ 1,236	
Food Costs	\$ -	\$ 42,939	\$ -	\$ 26,890	\$ 7,721	\$ 3,832	\$ 81,382	
Equipment	\$ -	\$ -	\$ -	\$ -	\$ -	\$ -	\$ -	
Other Costs	\$ -	\$ -	\$ -	\$ -	\$ -	\$ -	\$ -	
<b>Total Expenses</b>	<b>\$ 29,980</b>	<b>\$ 140,587</b>	<b>\$ -</b>	<b>\$ 72,960</b>	<b>\$ 32,564</b>	<b>\$ 28,175</b>	<b>\$ 304,266</b>	
<b>Net Gain (Loss)</b>	<b>\$ (22,214)</b>	<b>\$ (2,812)</b>	<b>\$ -</b>	<b>\$ (20,624)</b>	<b>\$ 10,032</b>	<b>\$ 4,359</b>	<b>\$ (31,259)</b>	
							<b>Ending Cash Balance 10/31/23</b>	<b>\$ 296,386</b>

							Beginning Balance 7/1/22	\$ 335,154
<b>2022-2023 Through 10/31/22</b>								
<i>Revenues</i>	District-Wide	HS/JH	Junior High	Eastern	Central	Western	<b>Total</b>	
Student Type A, Ezpay, Misc	\$ -	\$ 54,723	\$ -	\$ 17,091	\$ 15,956	\$ 11,678	\$ 99,448	
Student Break, Milk & A La Carte	\$ -	\$ 16,892	\$ -	\$ 1,525	\$ 1,342	\$ 816	\$ 20,575	
Adult & Misc revenues	\$ 5,570	\$ 1,216	\$ -	\$ 189	\$ 41	\$ 46	\$ 7,062	
State Reimb	\$ -	\$ -	\$ -	\$ -	\$ -	\$ -	\$ -	
Federal Reimb	\$ -	\$ 252	\$ -	\$ 126	\$ 126	\$ 126	\$ 630	
Transfer In	\$ -	\$ -	\$ -	\$ -	\$ -	\$ -	\$ -	
<b>Total Revenues</b>	<b>\$ 5,570</b>	<b>\$ 73,083</b>	<b>\$ -</b>	<b>\$ 18,931</b>	<b>\$ 17,465</b>	<b>\$ 12,666</b>	<b>\$ 127,715</b>	
<i>Expenses</i>								
Wages	\$ 17,632	\$ 57,551	\$ -	\$ 14,106	\$ 11,475	\$ 12,930	\$ 113,694	
Severance	\$ -	\$ -	\$ -	\$ -	\$ -	\$ -	\$ -	
Retirement	\$ 4,452	\$ 12,957	\$ -	\$ 1,975	\$ 4,330	\$ 3,317	\$ 27,031	
Medical	\$ 3,373	\$ 19,214	\$ -	\$ 6,102	\$ 2,804	\$ 6,102	\$ 37,595	
Life, Dent, MC, WC	\$ 442	\$ 1,730	\$ -	\$ 358	\$ 522	\$ 335	\$ 3,387	
Purch Serv, Repairs, Phone, Post	\$ 196	\$ -	\$ -	\$ -	\$ -	\$ -	\$ 196	
Supplies	\$ 1,612	\$ -	\$ -	\$ -	\$ -	\$ -	\$ 1,612	
Food Costs	\$ -	\$ 25,581	\$ -	\$ 13,880	\$ 5,575	\$ 3,855	\$ 48,891	
Equipment	\$ -	\$ -	\$ -	\$ -	\$ -	\$ -	\$ -	
Other Costs	\$ -	\$ -	\$ -	\$ -	\$ -	\$ -	\$ -	
<b>Total Expenses</b>	<b>\$ 27,707</b>	<b>\$ 117,033</b>	<b>\$ -</b>	<b>\$ 36,421</b>	<b>\$ 24,706</b>	<b>\$ 26,539</b>	<b>\$ 232,406</b>	
<b>Net Gain (Loss)</b>	<b>\$ (22,137)</b>	<b>\$ (43,950)</b>	<b>\$ -</b>	<b>\$ (17,490)</b>	<b>\$ (7,241)</b>	<b>\$ (13,873)</b>	<b>\$ (104,691)</b>	
							<b>Ending Cash Balance 10/31/22</b>	<b>\$ 230,463</b>

							Beginning Balance 7/1/21	\$ 808
<b>2020-2021 Through 10/31/21</b>								
<i>Revenues</i>	District-Wide	High School	Junior High	Eastern	Central	Western	<b>Total</b>	
Student Type A, Ezpay, Misc	\$ -	\$ (554)	\$ (374)	\$ 468	\$ 772	\$ 200	\$ 512	
Student Break, Milk & A La Carte	\$ -	\$ 5,676	\$ 2,170	\$ 441	\$ 151	\$ 133	\$ 8,571	
Adult & Misc revenues	\$ 5,967	\$ 661	\$ 259	\$ 242	\$ 165	\$ 10	\$ 7,304	
State Reimb	\$ -	\$ -	\$ -	\$ -	\$ -	\$ -	\$ -	
Federal Reimb	\$ -	\$ 41,671	\$ 28,940	\$ 43,033	\$ 39,267	\$ 33,462	\$ 186,373	
Transfer In	\$ -	\$ -	\$ -	\$ -	\$ -	\$ -	\$ -	
<b>Total Revenues</b>	<b>\$ 5,967</b>	<b>\$ 47,454</b>	<b>\$ 30,995</b>	<b>\$ 44,184</b>	<b>\$ 40,355</b>	<b>\$ 33,805</b>	<b>\$ 202,760</b>	
<i>Expenses</i>								
Wages	\$ 17,049	\$ 32,722	\$ 13,845	\$ 11,149	\$ 10,198	\$ 10,694	\$ 95,657	
Severance	\$ -	\$ -	\$ -	\$ -	\$ -	\$ -	\$ -	
Retirement	\$ 4,092	\$ 8,022	\$ 3,460	\$ 4,741	\$ 2,447	\$ 2,806	\$ 25,568	
Medical	\$ 7,165	\$ 17,410	\$ 2,741	\$ 8,966	\$ 2,741	\$ 2,962	\$ 41,985	
Life, Dent, MC, WC	\$ 471	\$ 1,097	\$ 613	\$ 400	\$ 416	\$ 220	\$ 3,217	
Purch Serv, Repairs, Phone, Post	\$ 1,652	\$ 1,521	\$ 751	\$ 399	\$ 300	\$ 1,739	\$ 6,362	
Supplies	\$ 2,222	\$ -	\$ -	\$ -	\$ -	\$ -	\$ 2,222	
Food Costs	\$ -	\$ 22,839	\$ 8,697	\$ 19,101	\$ 6,419	\$ 10,376	\$ 67,432	
Equipment	\$ -	\$ -	\$ -	\$ -	\$ -	\$ -	\$ -	
Other Costs	\$ -	\$ -	\$ -	\$ -	\$ -	\$ -	\$ -	
<b>Total Expenses</b>	<b>\$ 32,651</b>	<b>\$ 83,611</b>	<b>\$ 30,107</b>	<b>\$ 44,756</b>	<b>\$ 22,521</b>	<b>\$ 28,797</b>	<b>\$ 242,443</b>	
<b>Net Gain (Loss)</b>	<b>\$ (26,684)</b>	<b>\$ (36,157)</b>	<b>\$ 888</b>	<b>\$ (572)</b>	<b>\$ 17,834</b>	<b>\$ 5,008</b>	<b>\$ (39,683)</b>	
							<b>Ending Cash Balance 10/31/21</b>	<b>\$ (38,875)</b>



Start Date: 10/1/2023

End Date: 10/31/2023

## LEXINGTON LOCAL SCHOOLS Disbursement Summary Report

Reference Number	Check Number	Type	Date	Name	Vendor #	Status	Reconcile Date	Void Date	Amount
44221	96319	ACCOUNTS_P AYABLE	10/3/2023	OHSBCA	11024	RECONCILED	10/17/2023		\$ 70.00
44242	96320	ACCOUNTS_P AYABLE	10/4/2023	AMANDA BADERTSCH ER	13224	RECONCILED	10/12/2023		50.00
44227	96321	ACCOUNTS_P AYABLE	10/4/2023	AMAZON CAPITAL SERVICES	13575	RECONCILED	10/13/2023		2,673.03
44239	96322	ACCOUNTS_P AYABLE	10/4/2023	AMERICAN SAFE & VAULT SERVICE LLC	13891	RECONCILED	10/12/2023		119.95
44243	96323	ACCOUNTS_P AYABLE	10/4/2023	ASCD	5911	RECONCILED	10/27/2023		89.00
44238	96324	ACCOUNTS_P AYABLE	10/4/2023	BRIDGEWAY ACADEMY	11513	RECONCILED	10/16/2023		6,345.00
44237	96325	ACCOUNTS_P AYABLE	10/4/2023	COLE DISTRIBUTIN G	9752	RECONCILED	10/11/2023		293.92
44231	96326	ACCOUNTS_P AYABLE	10/4/2023	COMDOC INC	13671	RECONCILED	10/16/2023		8,307.20
44226	96327	ACCOUNTS_P AYABLE	10/4/2023	CULLIGAN QUALITY WATER	610	RECONCILED	10/12/2023		37.00
44236	96328	ACCOUNTS_P AYABLE	10/4/2023	EDGE DOCUMENT SOLUTIONS, LLC	9453	RECONCILED	10/12/2023		378.39
44241	96329	ACCOUNTS_P AYABLE	10/4/2023	ELIZABETH A. RIEGEL	10733	RECONCILED	10/11/2023		150.00
44232	96330	ACCOUNTS_P AYABLE	10/4/2023	ESC OF EAST CENTRAL OHIO	10975	VOID		10/17/2023	200.00
44229	96331	ACCOUNTS_P AYABLE	10/4/2023	HILTON POLARIS	13842	VOID		10/19/2023	388.00
44225	96332	ACCOUNTS_P AYABLE	10/4/2023	KELL ACE HARDWARE	8329	RECONCILED	10/12/2023		351.58
44234	96333	ACCOUNTS_P AYABLE	10/4/2023	KIMBALL MIDWEST	11066	RECONCILED	10/12/2023		176.79
44228	96334	ACCOUNTS_P AYABLE	10/4/2023	MEDINA COUNTY SCHOOLS' ESC	3780	RECONCILED	10/12/2023		170.00
44230	96335	ACCOUNTS_P AYABLE	10/4/2023	NATIONAL BUSINESS FURNITURE	6883	RECONCILED	10/12/2023		1,428.90
44240	96336	ACCOUNTS_P AYABLE	10/4/2023	NETWORK SERVICES COMPANY	10101	RECONCILED	10/17/2023		53.70
44222	96337	ACCOUNTS_P AYABLE	10/4/2023	SCHOOL SPECIALTY	6538	RECONCILED	10/23/2023		1,832.66
44223	96338	ACCOUNTS_P AYABLE	10/4/2023	STANTON SHEET MUSIC	22	RECONCILED	10/16/2023		390.61
44233	96339	ACCOUNTS_P AYABLE	10/4/2023	THEN DESIGN ARCHITECTU RE LTD	13501	RECONCILED	10/12/2023		12,170.00
44235	96340	ACCOUNTS_P AYABLE	10/4/2023	TRANSPORTA TION ACCESSORIE S CO.	819	RECONCILED	10/17/2023		326.66
44224	96341	ACCOUNTS_P AYABLE	10/4/2023	TREASURER, STATE OF OHIO	9906	RECONCILED	10/13/2023		9,835.90
44245	96342	ACCOUNTS_P	10/4/2023	AMAZON	13575	RECONCILED	10/13/2023		1,844.84

Start Date: 10/1/2023

End Date: 10/31/2023

## LEXINGTON LOCAL SCHOOLS Disbursement Summary Report

Reference Number	Check Number	Type	Date	Name	Vendor #	Status	Reconcile Date	Void Date	Amount
		AYABLE		CAPITAL SERVICES					
44247	96343	ACCOUNTS_P AYABLE	10/4/2023	CAPITAL ONE	3469	RECONCILED	10/16/2023		\$ 527.81
44246	96344	ACCOUNTS_P AYABLE	10/4/2023	CARDINAL BUS SALES & SERVICE	6515	RECONCILED	10/16/2023		4,536.08
44262	96345	ACCOUNTS_P AYABLE	10/4/2023	CENGAGE LEARNING	391	RECONCILED	10/17/2023		3,667.95
44253	96346	ACCOUNTS_P AYABLE	10/4/2023	COLE DISTRIBUTING	9752	RECONCILED	10/11/2023		3,906.75
44255	96347	ACCOUNTS_P AYABLE	10/4/2023	CURRICULUM ASSOCIATES, INC.	20	RECONCILED	10/16/2023		557.76
44256	96348	ACCOUNTS_P AYABLE	10/4/2023	DELL FINANCIAL SERVICES	10287	RECONCILED	10/17/2023		12,269.50
44257	96349	ACCOUNTS_P AYABLE	10/4/2023	FARNHAM EQUIPMENT COMPANY	14023	RECONCILED	10/16/2023		10,651.00
44261	96350	ACCOUNTS_P AYABLE	10/4/2023	FUN AND FUNCTION LLC	11065	RECONCILED	10/13/2023		94.91
44259	96351	ACCOUNTS_P AYABLE	10/4/2023	HEALTHCARE BILLING SERVICES	11018	RECONCILED	10/19/2023		4,891.34
44251	96352	ACCOUNTS_P AYABLE	10/4/2023	HUMPREYS COVERSPORTS	13628	RECONCILED	10/12/2023		3,556.81
44258	96353	ACCOUNTS_P AYABLE	10/4/2023	LOWE'S	5906	RECONCILED	10/24/2023		481.00
44250	96354	ACCOUNTS_P AYABLE	10/4/2023	MCGRAW-HILL EDUCATION INC	7666	RECONCILED	10/17/2023		4,747.07
44248	96355	ACCOUNTS_P AYABLE	10/4/2023	MICHELLE SMITH	8058	RECONCILED	10/11/2023		59.88
44263	96356	ACCOUNTS_P AYABLE	10/4/2023	REBECCA BIGLEY	6615	RECONCILED	10/12/2023		175.20
44249	96357	ACCOUNTS_P AYABLE	10/4/2023	SCHOOL SPECIALTY	6538	RECONCILED	10/24/2023		844.59
44244	96358	ACCOUNTS_P AYABLE	10/4/2023	STANTON SHEET MUSIC	22	RECONCILED	10/16/2023		800.10
44260	96359	ACCOUNTS_P AYABLE	10/4/2023	UCP OF GREATER CLEVELAND	13006	RECONCILED	10/12/2023		18,900.00
44254	96360	ACCOUNTS_P AYABLE	10/4/2023	VILLAGE OF LEXINGTON	704	RECONCILED	10/12/2023		7,624.73
44252	96361	ACCOUNTS_P AYABLE	10/4/2023	WILSON LANGUAGE TRAINING CORP.	8967	RECONCILED	10/13/2023		1,211.76
44267	96362	REFUND	10/5/2023	ALAINA ROY	13757	OUTSTANDING			40.00
44270	96363	REFUND	10/5/2023	AMY GERHARDT	10986	OUTSTANDING			59.88
44269	96364	REFUND	10/5/2023	ASHLAND UNIVERSITY	2793	OUTSTANDING			3,466.91
44268	96365	REFUND	10/5/2023	ASHLEY TODD	10907	OUTSTANDING			80.00
44264	96366	REFUND	10/5/2023	CHRISTOPHER GLENNON	13459	RECONCILED	10/11/2023		93.75
44266	96367	REFUND	10/5/2023	RICHARD A.	2832	RECONCILED	10/17/2023		145.00

Start Date: 10/1/2023

End Date: 10/31/2023

## LEXINGTON LOCAL SCHOOLS Disbursement Summary Report

Reference Number	Check Number	Type	Date	Name	Vendor #	Status	Reconcile Date	Void Date	Amount
44265	96368	REFUND	10/5/2023	RUTH TONYA ROARK	13034	OUTSTANDIN G			\$ 25.00
44273	96369	ACCOUNTS_P AYABLE	10/6/2023	STONE RIDGE GOLF COURSE	13048	RECONCILED	10/12/2023		150.00
44271	96370	ACCOUNTS_P AYABLE	10/6/2023	JAMES HAYES	13087	RECONCILED	10/11/2023		970.35
44272	96371	ACCOUNTS_P AYABLE	10/6/2023	ADVANCED MECHANICA L PLUS LLC	14020	RECONCILED	10/11/2023		2,093.27
44274	96372	ACCOUNTS_P AYABLE	10/9/2023	AMAZON CAPITAL SERVICES	13575	RECONCILED	10/19/2023		678.30
44283	96373	ACCOUNTS_P AYABLE	10/9/2023	ANDY J. LITTLE	7196	OUTSTANDIN G			140.00
44276	96374	ACCOUNTS_P AYABLE	10/9/2023	AWARDSMIT H	1370	RECONCILED	10/17/2023		207.00
44275	96375	ACCOUNTS_P AYABLE	10/9/2023	CHRISTOPHE R GLENNON	13459	RECONCILED	10/17/2023		140.00
44287	96376	ACCOUNTS_P AYABLE	10/9/2023	DUBLIN JEROME HIGH SCHOOL	13466	RECONCILED	10/26/2023		350.00
44286	96377	ACCOUNTS_P AYABLE	10/9/2023	FORGET-ME- NOT FLOWER SHOP,INC.	5460	RECONCILED	10/17/2023		309.00
44279	96378	ACCOUNTS_P AYABLE	10/9/2023	JEFF EICHORN	13282	RECONCILED	10/11/2023		75.00
44284	96379	ACCOUNTS_P AYABLE	10/9/2023	JOE PETERS	13478	RECONCILED	10/26/2023		140.00
44280	96380	ACCOUNTS_P AYABLE	10/9/2023	JOSTENS	10830	RECONCILED	10/13/2023		1,464.95
44288	96381	ACCOUNTS_P AYABLE	10/9/2023	LAKEWOOD RACQUET CLUB	1618	RECONCILED	10/17/2023		1,080.00
44285	96382	ACCOUNTS_P AYABLE	10/9/2023	MVD SPORTS	6482	RECONCILED	10/20/2023		337.50
44289	96383	ACCOUNTS_P AYABLE	10/9/2023	RYAN KNUCKLES	10079	RECONCILED	10/30/2023		46.84
44277	96384	ACCOUNTS_P AYABLE	10/9/2023	SAM'S CLUB DIRECT	5566	RECONCILED	10/25/2023		304.80
44281	96385	ACCOUNTS_P AYABLE	10/9/2023	SHANTA LEWIS	14018	RECONCILED	10/13/2023		314.40
44278	96386	ACCOUNTS_P AYABLE	10/9/2023	SOUTHPAW ENTERPRISE S	3800	RECONCILED	10/17/2023		280.96
44282	96387	ACCOUNTS_P AYABLE	10/9/2023	WHITEHALL HIGH SCHOOL	13603	OUTSTANDIN G			250.00
44303	96388	ACCOUNTS_P AYABLE	10/10/2023	ALFRED NICKLES BAKERY	613	RECONCILED	10/17/2023		2,151.94
44290	96389	ACCOUNTS_P AYABLE	10/10/2023	AMAZON CAPITAL SERVICES	13575	RECONCILED	10/18/2023		710.33
44291	96390	ACCOUNTS_P AYABLE	10/10/2023	AMERICAN EXPRESS	10314	VOID		10/10/2023	1,024.90
44293	96391	ACCOUNTS_P AYABLE	10/10/2023	CHARLES RITTER CO.	907	RECONCILED	10/16/2023		217.11
44294	96392	ACCOUNTS_P AYABLE	10/10/2023	COLE DISTRIBUTIN G	9752	RECONCILED	10/17/2023		5,605.15
44310	96393	ACCOUNTS_P AYABLE	10/10/2023	DAHNI REYNOLDS	13829	RECONCILED	10/18/2023		5,440.50
44295	96394	ACCOUNTS_P	10/10/2023	EJ THERAPY	13137	RECONCILED	10/19/2023		25,493.77

Start Date: 10/1/2023

End Date: 10/31/2023

## LEXINGTON LOCAL SCHOOLS Disbursement Summary Report

Reference Number	Check Number	Type	Date	Name	Vendor #	Status	Reconcile Date	Void Date	Amount
44292	96395	AYABLE ACCOUNTS_P	10/10/2023	INC GALION	12104	RECONCILED	10/17/2023		\$ 195.00
44296	96396	AYABLE ACCOUNTS_P	10/10/2023	COMMUNITY HOSPITAL	11018	RECONCILED	10/19/2023		98.26
44297	96397	AYABLE ACCOUNTS_P	10/10/2023	HEALTHCAR E BILLING SERVICES	14024	RECONCILED	10/17/2023		1,527.25
44298	96398	AYABLE ACCOUNTS_P	10/10/2023	HILL INTERNATIO NAL TRUCKS	6637	RECONCILED	10/16/2023		2,100.40
44299	96399	AYABLE ACCOUNTS_P	10/10/2023	KAHL'S ELECTRIC, INC.	3780	RECONCILED	10/17/2023		60.00
44300	96400	AYABLE ACCOUNTS_P	10/10/2023	MEDINA COUNTY SCHOOLS' ESC	740	RECONCILED	10/19/2023		139.65
44301	96401	AYABLE ACCOUNTS_P	10/10/2023	METRONOM E MUSIC STORE	13723	RECONCILED	10/17/2023		1,228.73
44302	96402	AYABLE ACCOUNTS_P	10/10/2023	NAPA	6883	RECONCILED	10/18/2023		1,189.01
44304	96403	AYABLE ACCOUNTS_P	10/10/2023	NATIONAL BUSINESS FURNITURE	10401	RECONCILED	10/20/2023		117.75
44305	96404	AYABLE ACCOUNTS_P	10/10/2023	NORTH CENTRAL STATE COLLEGE	10829	RECONCILED	10/25/2023		8.70
44307	96405	AYABLE ACCOUNTS_P	10/10/2023	O.E. MEYER COMPANY	13457	RECONCILED	10/17/2023		70.00
44308	96406	AYABLE ACCOUNTS_P	10/10/2023	OHIOHEALT H/WORKHEA LTH	13857	RECONCILED	10/17/2023		665.60
44309	96407	AYABLE ACCOUNTS_P	10/10/2023	PALADIN PROTECTIVE SYSTEMS, INC	933	RECONCILED	10/17/2023		1,687.50
44312	96408	AYABLE ACCOUNTS_P	10/10/2023	RENWICK, WELSH & BURTON	12178	RECONCILED	10/18/2023		171.45
44311	96409	AYABLE ACCOUNTS_P	10/10/2023	SC STRATEGIC SOLUTIONS LLC	6538	RECONCILED	10/24/2023		250.66
44313	96410	AYABLE ACCOUNTS_P	10/10/2023	SCHOOL SPECIALTY	10453	RECONCILED	10/18/2023		1,305.58
44314	96411	AYABLE ACCOUNTS_P	10/10/2023	SMETZ'S TIRE SERVICE CENTER	11797	RECONCILED	10/18/2023		5,456.54
44306	96412	AYABLE ACCOUNTS_P	10/10/2023	SMITHFOOD S, INC	5996	RECONCILED	10/19/2023		447.25
44315	96413	AYABLE ACCOUNTS_P	10/10/2023	TREASURER STATE OF OHIO	10314	RECONCILED	10/17/2023		1,024.50
44322	96414	REFUND	10/11/2023	AMERICAN EXPRESS	14032	OUTSTANDIN G			17.75
44319	96415	REFUND	10/11/2023	ASHLEY HERRERA	14031	RECONCILED	10/20/2023		12.00
44318	96416	REFUND	10/11/2023	BRADLY MOORE	14030	RECONCILED	10/23/2023		17.00
44320	96417	REFUND	10/11/2023	BRITTANY HUGHETT	14028	OUTSTANDIN G			180.00
				KATHLEEN HUBBARD					

Start Date: 10/1/2023

End Date: 10/31/2023

## LEXINGTON LOCAL SCHOOLS Disbursement Summary Report

Reference Number	Check Number	Type	Date	Name	Vendor #	Status	Reconcile Date	Void Date	Amount
44321	96418	REFUND	10/11/2023	KEN KURTZ	14034	RECONCILED	10/23/2023		\$ 47.00
44323	96419	REFUND	10/11/2023	LORI REINDL	14033	OUTSTANDIN G			12.40
44317	96420	REFUND	10/11/2023	MISTY TAYLOR	14029	RECONCILED	10/17/2023		84.00
44324	96421	ACCOUNTS_P AYABLE	10/12/2023	JAMES HAYES	13087	RECONCILED	10/13/2023		970.35
44325	96422	ACCOUNTS_P AYABLE	10/12/2023	SHANTA LEWIS	14018	RECONCILED	10/17/2023		419.20
44333	96423	ACCOUNTS_P AYABLE	10/12/2023	AMAZON CAPITAL SERVICES	13575	RECONCILED	10/23/2023		197.65
44336	96424	ACCOUNTS_P AYABLE	10/12/2023	AWARDSMIT H	1370	RECONCILED	10/24/2023		31.75
44330	96425	ACCOUNTS_P AYABLE	10/12/2023	BRIDGEWAY THERAPY CENTER	13818	RECONCILED	10/20/2023		2,617.50
44326	96426	ACCOUNTS_P AYABLE	10/12/2023	COLE DISTRIBUTIN G	9752	RECONCILED	10/17/2023		293.92
44332	96427	ACCOUNTS_P AYABLE	10/12/2023	ELIZABETH A. RIEGEL	10733	RECONCILED	10/26/2023		150.00
44338	96428	ACCOUNTS_P AYABLE	10/12/2023	FUSION APPAREL	11164	RECONCILED	10/18/2023		775.50
44329	96429	ACCOUNTS_P AYABLE	10/12/2023	LIBERTY LAWN CARE & LANDSCAPIN G INC	13646	RECONCILED	10/17/2023		162.00
44334	96430	ACCOUNTS_P AYABLE	10/12/2023	LOUDONVILL E BOE	11838	OUTSTANDIN G			126.50
44341	96431	ACCOUNTS_P AYABLE	10/12/2023	MID-OHIO ED. SERVICE CENTER	69	RECONCILED	10/17/2023		140.00
44328	96432	ACCOUNTS_P AYABLE	10/12/2023	NORTH AMERICAN RESCUE HOLDINGS	14027	OUTSTANDIN G			3,417.00
44339	96433	ACCOUNTS_P AYABLE	10/12/2023	OAEA	2781	RECONCILED	10/30/2023		340.00
44340	96434	ACCOUNTS_P AYABLE	10/12/2023	REGIONAL CHEM LABS, INC.	10373	RECONCILED	10/27/2023		387.63
44331	96435	ACCOUNTS_P AYABLE	10/12/2023	SCHOOL SPECIALTY	6538	RECONCILED	10/23/2023		2,511.02
44337	96436	ACCOUNTS_P AYABLE	10/12/2023	THE REHAB CENTER	11246	RECONCILED	10/20/2023		240.00
44327	96437	ACCOUNTS_P AYABLE	10/12/2023	TIME FOR KIDS	6051	RECONCILED	10/26/2023		110.00
44335	96438	ACCOUNTS_P AYABLE	10/12/2023	TRACEY PINKELMAN	10653	OUTSTANDIN G			26.00
44354	96439	ACCOUNTS_P AYABLE	10/16/2023	AGPARTS WORLDWIDE INC	13735	RECONCILED	10/24/2023		997.50
44351	96440	ACCOUNTS_P AYABLE	10/16/2023	AMAZON CAPITAL SERVICES	13575	RECONCILED	10/26/2023		136.08
44355	96441	ACCOUNTS_P AYABLE	10/16/2023	COLE DISTRIBUTIN G	9752	RECONCILED	10/24/2023		3,530.61
44352	96442	ACCOUNTS_P AYABLE	10/16/2023	FHEG CAMPUS BOOKSTORE	6559	RECONCILED	10/24/2023		1,328.45
44360	96443	ACCOUNTS_P AYABLE	10/16/2023	HOBY REGISTRATI ON	8438	RECONCILED	10/25/2023		350.00

Start Date: 10/1/2023

End Date: 10/31/2023

## LEXINGTON LOCAL SCHOOLS

### Disbursement Summary Report

Reference Number	Check Number	Type	Date	Name	Vendor #	Status	Reconcile Date	Void Date	Amount
44347	96444	ACCOUNTS_P AYABLE	10/16/2023	JAMES HAYES	13087	RECONCILED	10/20/2023		\$ 776.28
44349	96445	ACCOUNTS_P AYABLE	10/16/2023	MARTHA PERRY	7490	RECONCILED	10/26/2023		119.99
44353	96446	ACCOUNTS_P AYABLE	10/16/2023	NOVA LUNA EDUC & CONSULTIN G	11942	RECONCILED	10/24/2023		108.00
44348	96447	ACCOUNTS_P AYABLE	10/16/2023	RENHILL GROUP, INC.	10075	RECONCILED	10/24/2023		14,381.42
44346	96448	ACCOUNTS_P AYABLE	10/16/2023	SAFELITE FULLFILLME NT INC	10529	RECONCILED	10/30/2023		137.99
44356	96449	ACCOUNTS_P AYABLE	10/16/2023	SHANTA LEWIS	14018	RECONCILED	10/23/2023		314.40
44361	96450	ACCOUNTS_P AYABLE	10/16/2023	STATE INDUSTRIAL PRODUCTS	11837	OUTSTANDIN G			178.35
44350	96451	ACCOUNTS_P AYABLE	10/16/2023	THE BREWER- GARRETT CO	13529	RECONCILED	10/25/2023		1,460.00
44358	96452	ACCOUNTS_P AYABLE	10/16/2023	TRANSPORTA TION ACCESSORIE S CO.	819	RECONCILED	10/24/2023		499.49
44359	96453	ACCOUNTS_P AYABLE	10/16/2023	WILSON LANGUAGE TRAINING CORP.	8967	OUTSTANDIN G			190.00
44357	96454	ACCOUNTS_P AYABLE	10/16/2023	ZANER- BLOSER	434	RECONCILED	10/24/2023		2,936.45
44362	96455	ACCOUNTS_P AYABLE	10/17/2023	EDUCATIONA L SERVICE CENTER OF	10315	OUTSTANDIN G			200.00
44366	96456	ACCOUNTS_P AYABLE	10/18/2023	AMAZON CAPITAL SERVICES	13575	RECONCILED	10/26/2023		1,241.95
44378	96457	ACCOUNTS_P AYABLE	10/18/2023	AWARDSMIT H	1370	RECONCILED	10/31/2023		94.50
44363	96458	ACCOUNTS_P AYABLE	10/18/2023	COLUMBIA GAS	11662	RECONCILED	10/26/2023		1,576.14
44377	96459	ACCOUNTS_P AYABLE	10/18/2023	CULLIGAN QUALITY WATER	610	RECONCILED	10/26/2023		39.00
44369	96460	ACCOUNTS_P AYABLE	10/18/2023	ELIZABETH A. RIEGEL	10733	RECONCILED	10/26/2023		150.00
44370	96461	ACCOUNTS_P AYABLE	10/18/2023	JENNIFER BERRY	9043	RECONCILED	10/24/2023		25.00
44364	96462	ACCOUNTS_P AYABLE	10/18/2023	KELL ACE HARDWARE	8329	RECONCILED	10/24/2023		295.73
44372	96463	ACCOUNTS_P AYABLE	10/18/2023	MCGRAW- HILL EDUCATION INC	7666	RECONCILED	10/26/2023		414.00
44365	96464	ACCOUNTS_P AYABLE	10/18/2023	MID-OHIO ED. SERVICE CENTER	69	RECONCILED	10/24/2023		13,930.83
44368	96465	ACCOUNTS_P AYABLE	10/18/2023	NATIONAL BUSINESS FURNITURE	6883	RECONCILED	10/25/2023		478.40
44375	96466	ACCOUNTS_P AYABLE	10/18/2023	OHIO.NET INTERNET PROVIDERS	13038	RECONCILED	10/25/2023		476.31
44373	96467	ACCOUNTS_P AYABLE	10/18/2023	SCHOOL SPECIALTY	6538	OUTSTANDIN G			401.05
44380	96468	ACCOUNTS_P	10/18/2023	SPECIALIZED	13693	RECONCILED	10/26/2023		4,146.20

Start Date: 10/1/2023

End Date: 10/31/2023

## LEXINGTON LOCAL SCHOOLS Disbursement Summary Report

Reference Number	Check Number	Type	Date	Name	Vendor #	Status	Reconcile Date	Void Date	Amount
		AYABLE		EDUCATION OF OHIO, INC					
44374	96469	ACCOUNTS_P AYABLE	10/18/2023	STACY DAVIS	7512	RECONCILED	10/24/2023		\$ 63.96
44367	96470	ACCOUNTS_P AYABLE	10/18/2023	STANTON SHEET MUSIC	22	RECONCILED	10/25/2023		304.05
44371	96471	ACCOUNTS_P AYABLE	10/18/2023	THE REHAB CENTER	11246	RECONCILED	10/27/2023		5,660.00
44379	96472	ACCOUNTS_P AYABLE	10/18/2023	TRANSPORTATION ACCESSORIES CO.	819	RECONCILED	10/25/2023		198.17
44376	96473	ACCOUNTS_P AYABLE	10/18/2023	USI, INC.	3933	RECONCILED	10/25/2023		308.59
44381	96474	ACCOUNTS_P AYABLE	10/19/2023	HILTON COLUMBUS EASTON	7999	RECONCILED	10/26/2023		388.00
44388	96475	ACCOUNTS_P AYABLE	10/23/2023	AMAZON CAPITAL SERVICES	13575	OUTSTANDING			78.95
44397	96476	ACCOUNTS_P AYABLE	10/23/2023	AMERICAN ELECTRIC POWER	701	RECONCILED	10/31/2023		27,480.56
44391	96477	ACCOUNTS_P AYABLE	10/23/2023	ANDY J. LITTLE	7196	OUTSTANDING			140.00
44401	96478	ACCOUNTS_P AYABLE	10/23/2023	ASHLAND CITY SCHOOLS	9389	RECONCILED	10/30/2023		375.00
44390	96479	ACCOUNTS_P AYABLE	10/23/2023	BROCK SPURLING	11833	OUTSTANDING			12.95
44407	96480	ACCOUNTS_P AYABLE	10/23/2023	CBIZ BENEFITS & INSURANCE	8780	RECONCILED	10/27/2023		2,750.00
44394	96481	ACCOUNTS_P AYABLE	10/23/2023	CHRISTOPHER GLENNON	13459	RECONCILED	10/30/2023		280.00
44395	96482	ACCOUNTS_P AYABLE	10/23/2023	CULLIGAN QUALITY WATER	610	RECONCILED	10/27/2023		177.00
44392	96483	ACCOUNTS_P AYABLE	10/23/2023	DENISE BENSON	7573	RECONCILED	10/26/2023		285.00
44411	96484	ACCOUNTS_P AYABLE	10/23/2023	GAME ONE	11017	RECONCILED	10/27/2023		2,260.00
44409	96485	ACCOUNTS_P AYABLE	10/23/2023	GANNETT MEDIA CORP	14038	RECONCILED	10/30/2023		31.00
44393	96486	ACCOUNTS_P AYABLE	10/23/2023	JEFF EICHORN	13282	RECONCILED	10/27/2023		270.14
44406	96487	ACCOUNTS_P AYABLE	10/23/2023	JOE PETERS	13478	RECONCILED	10/27/2023		140.00
44399	96488	ACCOUNTS_P AYABLE	10/23/2023	KIMBALL MIDWEST	11066	RECONCILED	10/27/2023		87.80
44402	96489	ACCOUNTS_P AYABLE	10/23/2023	LOUIS MICHAEL TOMMELLEO	6176	OUTSTANDING			140.00
44403	96490	ACCOUNTS_P AYABLE	10/23/2023	M.T. SERVICE INC	13836	RECONCILED	10/30/2023		932.15
44396	96491	ACCOUNTS_P AYABLE	10/23/2023	MARION HARDING HIGH SCHOOL	9387	OUTSTANDING			200.00
44410	96492	ACCOUNTS_P AYABLE	10/23/2023	MUSKINGUM VALLEY ESC	14037	RECONCILED	10/26/2023		85.00
44404	96493	ACCOUNTS_P AYABLE	10/23/2023	NWDFSCA	13124	OUTSTANDING			40.00
44387	96494	ACCOUNTS_P	10/23/2023	ROB ROTH	12069	OUTSTANDING			9.71

Start Date: 10/1/2023

End Date: 10/31/2023

## LEXINGTON LOCAL SCHOOLS

### Disbursement Summary Report

Reference Number	Check Number	Type	Date	Name	Vendor #	Status	Reconcile Date	Void Date	Amount
		AYABLE				G			
44398	96495	ACCOUNTS_P AYABLE	10/23/2023	SMETZ'S TIRE SERVICE CENTER	10453	RECONCILED	10/30/2023		\$ 2,656.90
44408	96496	ACCOUNTS_P AYABLE	10/23/2023	THOMAS BALLINGER	14005	OUTSTANDIN G			354.25
44389	96497	ACCOUNTS_P AYABLE	10/23/2023	TIFFIN COLUMBIAN HIGH SCHOOL	8087	RECONCILED	10/30/2023		275.00
44405	96498	ACCOUNTS_P AYABLE	10/23/2023	UNITY SCHOOL BUS PARTS	5690	RECONCILED	10/27/2023		2,541.32
44400	96499	ACCOUNTS_P AYABLE	10/23/2023	VILLAGE OF LEXINGTON	472	RECONCILED	10/30/2023		50.00
44442	96500	ACCOUNTS_P AYABLE	10/25/2023	ALLISON BURCHETT	14040	OUTSTANDIN G			44.89
44443	96501	ACCOUNTS_P AYABLE	10/25/2023	AMANDA BADERTSCH ER	13224	RECONCILED	10/31/2023		100.00
44418	96502	ACCOUNTS_P AYABLE	10/25/2023	AMAZON CAPITAL SERVICES	13575	OUTSTANDIN G			1,070.25
44422	96503	ACCOUNTS_P AYABLE	10/25/2023	AMERICAN ELECTRIC POWER	701	OUTSTANDIN G			46.58
44420	96504	ACCOUNTS_P AYABLE	10/25/2023	ANTHONY WONG	14036	OUTSTANDIN G			59.98
44430	96505	ACCOUNTS_P AYABLE	10/25/2023	BARNES & NOBLE COLLEGE BOOKSELLER S, LLC	14041	RECONCILED	10/30/2023		39.00
44424	96506	ACCOUNTS_P AYABLE	10/25/2023	BLICK ART MATERIALS	153	RECONCILED	10/30/2023		45.00
44431	96507	ACCOUNTS_P AYABLE	10/25/2023	BRICKER GRAYDON LLP	10997	RECONCILED	10/30/2023		721.00
44437	96508	ACCOUNTS_P AYABLE	10/25/2023	CRAIG A. CLEVER	6048	OUTSTANDIN G			120.00
44435	96509	ACCOUNTS_P AYABLE	10/25/2023	CULLIGAN QUALITY WATER	610	RECONCILED	10/31/2023		39.00
44419	96510	ACCOUNTS_P AYABLE	10/25/2023	FUN AND FUNCTION LLC	11065	OUTSTANDIN G			293.72
44415	96511	ACCOUNTS_P AYABLE	10/25/2023	GRADY ENTERPRISE S, INC.	9664	OUTSTANDIN G			1,249.01
44412	96512	ACCOUNTS_P AYABLE	10/25/2023	JAMES HAYES	13087	RECONCILED	10/30/2023		776.28
44441	96513	ACCOUNTS_P AYABLE	10/25/2023	MANSFIELD STRUCTURAL &	748	RECONCILED	10/31/2023		109.00
44432	96514	ACCOUNTS_P AYABLE	10/25/2023	METRONOM E MUSIC STORE	740	OUTSTANDIN G			480.00
44440	96515	ACCOUNTS_P AYABLE	10/25/2023	MID-OHIO ED. SERVICE CENTER	69	RECONCILED	10/30/2023		45.00
44423	96516	ACCOUNTS_P AYABLE	10/25/2023	NRG BUSINESS MARKETING	11543	RECONCILED	10/31/2023		1,880.01
44434	96517	ACCOUNTS_P AYABLE	10/25/2023	REHILL GROUP, INC.	10075	RECONCILED	10/30/2023		16,018.73



Start Date: 10/1/2023

End Date: 10/31/2023

## LEXINGTON LOCAL SCHOOLS

### Disbursement Summary Report

Reference Number	Check Number	Type	Date	Name	Vendor #	Status	Reconcile Date	Void Date	Amount
44436	96518	ACCOUNTS_P AYABLE	10/25/2023	SC STRATEGIC SOLUTIONS LLC	12178	RECONCILED	10/31/2023		\$ 8,696.10
44421	96519	ACCOUNTS_P AYABLE	10/25/2023	SCHOLASTIC INC.	7518	OUTSTANDIN G			450.51
44425	96520	ACCOUNTS_P AYABLE	10/25/2023	SCHOOL SPECIALTY	6538	OUTSTANDIN G			3,926.64
44429	96521	ACCOUNTS_P AYABLE	10/25/2023	SCOTT BARTLETT	14039	OUTSTANDIN G			85.59
44414	96522	ACCOUNTS_P AYABLE	10/25/2023	SHANTA LEWIS	14018	RECONCILED	10/27/2023		209.60
44438	96523	ACCOUNTS_P AYABLE	10/25/2023	SKELTON'S, INC.	10534	RECONCILED	10/31/2023		123.30
44427	96524	ACCOUNTS_P AYABLE	10/25/2023	SPYDER SIGNS & GRAPHICS	9378	OUTSTANDIN G			641.00
44417	96525	ACCOUNTS_P AYABLE	10/25/2023	STANTON SHEET MUSIC	22	RECONCILED	10/30/2023		264.13
44433	96526	ACCOUNTS_P AYABLE	10/25/2023	SUNBELT RENTALS	7776	RECONCILED	10/30/2023		1,572.97
44428	96527	ACCOUNTS_P AYABLE	10/25/2023	THE REHAB CENTER	11246	OUTSTANDIN G			2,002.50
44416	96528	ACCOUNTS_P AYABLE	10/25/2023	TRACEY PINKELMAN	10653	OUTSTANDIN G			71.18
44439	96529	ACCOUNTS_P AYABLE	10/25/2023	TROY MEEKS	13694	RECONCILED	10/30/2023		95.99
44426	96530	ACCOUNTS_P AYABLE	10/25/2023	VERIZON WIRELESS	7415	OUTSTANDIN G			583.85
44413	96531	ACCOUNTS_P AYABLE	10/25/2023	WILSON LANGUAGE TRAINING CORP.	8967	RECONCILED	10/31/2023		828.36
44449	96532	ACCOUNTS_P AYABLE	10/30/2023	PRO-ED	105	OUTSTANDIN G			1,045.00
44451	96533	ACCOUNTS_P AYABLE	10/30/2023	AIRGAS USA, LLC	716	OUTSTANDIN G			46.03
44445	96534	ACCOUNTS_P AYABLE	10/30/2023	CAPITAL ONE	3469	OUTSTANDIN G			632.51
44453	96535	ACCOUNTS_P AYABLE	10/30/2023	MEDINA COUNTY SCHOOLS' ESC	3780	OUTSTANDIN G			85.00
44447	96536	ACCOUNTS_P AYABLE	10/30/2023	COLE DISTRIBUTIN G	9752	OUTSTANDIN G			1,955.02
44452	96537	ACCOUNTS_P AYABLE	10/30/2023	OHIO HEALTH CONSORTIU M	10192	OUTSTANDIN G			197.00
44454	96538	ACCOUNTS_P AYABLE	10/30/2023	VALERIE HUNTER	11583	OUTSTANDIN G			78.96
44448	96539	ACCOUNTS_P AYABLE	10/30/2023	JAMES HAYES	13087	OUTSTANDIN G			970.35
44446	96540	ACCOUNTS_P AYABLE	10/30/2023	AMAZON CAPITAL SERVICES	13575	OUTSTANDIN G			136.64
44444	96541	ACCOUNTS_P AYABLE	10/30/2023	XEROX CORPORATIO N	13945	OUTSTANDIN G			3,126.59
44450	96542	ACCOUNTS_P AYABLE	10/30/2023	HILL INTERNATIO NAL TRUCKS	14024	OUTSTANDIN G			139.23
44457	96544	ACCOUNTS_P AYABLE	10/31/2023	DENISE BENSON	7573	OUTSTANDIN G			600.00

Start Date: 10/1/2023

End Date: 10/31/2023

## LEXINGTON LOCAL SCHOOLS Disbursement Summary Report

Reference Number	Check Number	Type	Date	Name	Vendor #	Status	Reconcile Date	Void Date	Amount
44459	96545	ACCOUNTS_P AYABLE	10/31/2023	STEALTH PARTNER GROUP	13604	OUTSTANDIN G			\$ 45,410.92
44460	96546	ACCOUNTS_P AYABLE	10/31/2023	LEXINGTON ATHLETIC DEPT.	3520	OUTSTANDIN G			2,995.00
44316	692141	ACCOUNTS_P AYABLE	10/11/2023	GORDON FOOD SERVICE	900652	RECONCILED	10/11/2023		43,396.68
44342	692142	PAYROLL	10/3/2023	LEXINGTON LOCAL SCHOOLS		RECONCILED	10/3/2023		700,496.44
44343	692143	ACCOUNTS_P AYABLE	10/16/2023	LEXINGTON SCHOOLS - PAYROLL	900934	RECONCILED	10/16/2023		9,590.70
44345	692144	ACCOUNTS_P AYABLE	10/16/2023	MEMO- S.E.R.S.	900997	RECONCILED	10/16/2023		3,121.20
44344	692145	ACCOUNTS_P AYABLE	10/16/2023	MEMO- S.T.R.S.	900998	RECONCILED	10/16/2023		9,745.71
44382	692146	PAYROLL	10/16/2023	LEXINGTON LOCAL SCHOOLS		RECONCILED	10/16/2023		658,989.39
44383	692147	ACCOUNTS_P AYABLE	10/19/2023	LEXINGTON SCHOOLS - PAYROLL	900934	RECONCILED	10/19/2023		8,976.90
44384	692148	ACCOUNTS_P AYABLE	10/19/2023	ANTHEM BENEFIT SERVICES	900902	RECONCILED	10/19/2023		392,652.32
44386	692149	ACCOUNTS_P AYABLE	10/19/2023	MEMO- S.E.R.S.	900997	RECONCILED	10/19/2023		2,964.96
44385	692150	ACCOUNTS_P AYABLE	10/19/2023	MEMO- S.T.R.S.	900998	RECONCILED	10/19/2023		8,852.51
44455	692151	ACCOUNTS_P AYABLE	10/30/2023	MEMO- S.E.R.S.	900997	RECONCILED	10/30/2023		50,248.00
44456	692152	ACCOUNTS_P AYABLE	10/30/2023	MEMO- S.T.R.S.	900998	RECONCILED	10/30/2023		135,720.00
44458	692153	ACCOUNTS_P AYABLE	10/31/2023	MEMO-MID OHIO ESC	900069	RECONCILED	10/31/2023		94,348.00
<b>Grand Total</b>									<b>\$ 2,530,803.83</b>

Reporting Period: October 2023 (FY 2024)

11/1/23 3:23 PM

Start Date: 10/01/2023

End Date: 10/31/2023

## LEXINGTON LOCAL SCHOOLS Receipts Ledger Report

Receipt #	Line #	Date	Type	Description	Full Account Code	Amount
<b>Fund: 001</b>						
<b>Receipt: 1211</b>						
78300	1	10/2/2023	RC	Preschool tuition	001-1211-0000-000000-500	\$ 120.00
78301	1	10/2/2023	RC	Tuition	001-1211-0000-000000-000	1,392.62
78312	1	10/4/2023	RC	Tuition	001-1211-0000-000000-000	1,392.62
78320	1	10/6/2023	RC	Preschool tuition	001-1211-0000-000000-500	960.00
78328	1	10/10/2023	RC	Preschool tuition	001-1211-0000-000000-500	240.00
78330	1	10/12/2023	RC	Preschool tuition	001-1211-0000-000000-500	120.00
78341	1	10/16/2023	RC	Preschool tuition	001-1211-0000-000000-500	600.00
78373	1	10/26/2023	RC	Tuition	001-1211-0000-000000-000	1,392.62
						<b>\$ 6,217.86</b>
<b>Receipt: 1410</b>						
78396	1	10/31/2023	RC	Richland Bank Interest	001-1410-0000-000000-000	48,392.57
						<b>\$ 48,392.57</b>
<b>Receipt: 1740</b>						
78321	1	10/6/2023	RC	School fees	001-1740-0000-000000-100	216.00
78335	1	10/12/2023	RC	School fees	001-1740-0000-000000-100	43.00
78340	1	10/16/2023	RC	School fees	001-1740-0000-000000-100	90.00
78347	2	10/17/2023	RC	Western school fees	001-1740-0000-000000-500	264.00
78392	2	10/17/2023	RC	Central school fees	001-1740-0000-000000-400	48.00
78360	1	10/20/2023	RC	School fees	001-1740-0000-000000-100	17.00
78368	2	10/25/2023	RC	Western school fees	001-1740-0000-000000-500	24.00
78372	1	10/26/2023	RC	Eastern school fees	001-1740-0000-000000-300	28.00
78387	1	10/30/2023	RC	School fees	001-1740-0000-000000-100	43.00
78393	1	10/31/2023	RC	HS Fees - Pay For It	001-1740-0000-000000-100	1,661.60
78393	2	10/31/2023	RC	Central Fees - Pay For It	001-1740-0000-000000-400	330.00
78393	3	10/31/2023	RC	Jr High Fees - Pay For It	001-1740-0000-000000-200	219.00
78393	4	10/31/2023	RC	Eastern Fees - Pay For It	001-1740-0000-000000-300	360.00
78393	5	10/31/2023	RC	Western Fees - Pay For It	001-1740-0000-000000-500	600.00
						<b>\$ 3,943.60</b>
<b>Receipt: 1890</b>						
78332	5	10/12/2023	RC	Insurance Claim Payment - Bus #20	001-1890-0000-000000-800	13,412.50
78345	1	10/17/2023	RC	Ohio School Plan	001-1890-0000-000000-000	4,812.00
78374	3	10/26/2023	RC	Columbia Gas Refund	001-1890-0000-000000-000	1,883.61
						<b>\$ 20,108.11</b>
<b>Receipt: 3110</b>						
78326	1	10/15/2023	RC	Base Cost	001-3110-0000-000000-000	429,494.11
78326	3	10/15/2023	RC	Targeted Assistance	001-3110-0000-000000-000	86,794.45
78326	4	10/15/2023	RC	Special Education Funding	001-3110-0000-000000-000	69,158.78
78326	8	10/15/2023	RC	Supplement Targeted Assistance	001-3110-0000-000000-000	0.00

Reporting Period: October 2023 (FY 2024)

11/1/23 3:23 PM

Start Date: 10/01/2023

End Date: 10/31/2023

## LEXINGTON LOCAL SCHOOLS Receipts Ledger Report

Receipt #	Line #	Date	Type	Description	Full Account Code	Amount
78326	9	10/15/2023	RC	Temporary Transitional Aid Guarantee	001-3110-0000-000000-000	\$ 0.00
78326	11	10/15/2023	RC	Transportation	001-3110-0000-000000-000	68,584.60
78326	12	10/15/2023	RC	Formula Transition Supplement	001-3110-0000-000000-000	0.00
78326	13	10/15/2023	RC	Preschool Special Educ Funding	001-3110-0000-000000-000	11,104.28
78326	14	10/15/2023	RC	Special Educ Transportation	001-3110-0000-000000-000	5,390.85
78375	1	10/27/2023	RC	Base Cost	001-3110-0000-000000-000	272,256.49
78375	3	10/27/2023	RC	Targeted Assistance	001-3110-0000-000000-000	49,429.40
78375	4	10/27/2023	RC	Special Education Funding	001-3110-0000-000000-000	47,196.57
78375	8	10/27/2023	RC	Supplement Targeted Assistance	001-3110-0000-000000-000	0.00
78375	9	10/27/2023	RC	Temporary Transitional Aid Guarantee	001-3110-0000-000000-000	0.00
78375	11	10/27/2023	RC	Transportation	001-3110-0000-000000-000	31,233.18
78375	12	10/27/2023	RC	Formula Transition Supplement	001-3110-0000-000000-000	0.00
78375	13	10/27/2023	RC	Preschool Special Educ Funding	001-3110-0000-000000-000	8,788.97
78375	14	10/27/2023	RC	Special Educ Transportation	001-3110-0000-000000-000	3,234.32
						<b>\$ 1,082,666.00</b>
<b>Receipt:</b>	<b>3131</b>					
78354	1	10/20/2023	RC	RB for Real Estate - Richland	001-3131-0000-000000-000	337,415.28
78354	2	10/20/2023	RC	RB for Emergency Levy - Richla	001-3131-0000-000000-000	214,199.62
78354	9	10/20/2023	RC	2 1/2 HMRB Real Est-Richland	001-3131-0000-000000-000	68,083.06
78354	10	10/20/2023	RC	2 1/2 HMRB Emerg Levy-Richland	001-3131-0000-000000-000	43,219.50
						<b>\$ 662,917.46</b>
<b>Receipt:</b>	<b>3132</b>					
78354	4	10/20/2023	RC	Homestead Real Est - Richland	001-3132-0000-000000-000	99,784.61
78354	5	10/20/2023	RC	Homestead Emerg Levy-Richland	001-3132-0000-000000-000	63,345.75
						<b>\$ 163,130.36</b>
<b>Receipt:</b>	<b>3211</b>					
78326	5	10/15/2023	RC	Economic Disadvantaged Funding	001-3211-0000-000000-000	10,915.36
78375	5	10/27/2023	RC	Economic Disadvantaged Funding	001-3211-0000-000000-000	3,174.50
						<b>\$ 14,089.86</b>
<b>Receipt:</b>	<b>3215</b>					
78326	10	10/15/2023	RC	Career Tech Education Funding	001-3215-0000-000000-000	59.63
78375	10	10/27/2023	RC	Career Tech Education Funding	001-3215-0000-000000-000	30.56
						<b>\$ 90.19</b>
<b>Receipt:</b>	<b>3216</b>					
78326	7	10/15/2023	RC	Gifted Education Funding	001-3216-0000-000000-000	6,721.26
78375	7	10/27/2023	RC	Gifted Education Funding	001-3216-0000-000000-000	5,336.83
						<b>\$ 12,058.09</b>
<b>Receipt:</b>	<b>3217</b>					
78326	6	10/15/2023	RC	English Learners Funding	001-3217-0000-000000-000	153.21
78375	6	10/27/2023	RC	English Learners Funding	001-3217-0000-000000-000	153.21

Reporting Period: October 2023 (FY 2024)

11/1/23 3:23 PM

Start Date: 10/01/2023

End Date: 10/31/2023

## LEXINGTON LOCAL SCHOOLS Receipts Ledger Report

Receipt #	Line #	Date	Type	Description	Full Account Code	Amount	
						<b>\$ 306.42</b>	
<b>Receipt:</b>	<b>3218</b>						
78326	2	10/15/2023	RC	Base Cost - Student Wellness and Success	001-3218-0000-000000-000	\$ 20,649.33	
78375	2	10/27/2023	RC	Base Cost - Student Wellness and Success	001-3218-0000-000000-000	13,785.29	
						<b>\$ 34,434.62</b>	
<b>Receipt:</b>	<b>3300</b>						
78390	1	10/31/2023	RC	MEDICAID Recd - 10/13	001-3300-0000-000000-000	183.17	
						<b>\$ 183.17</b>	
						<b>\$ 2,048,538.31</b>	
<b>Fund:</b>	<b>002</b>						
<b>Receipt:</b>	<b>3132</b>						
78354	6	10/20/2023	RC	Homestead for Bond Ret- Richla	002-3132-0000-000000-000	40,401.61	
						<b>\$ 40,401.61</b>	
						<b>\$ 40,401.61</b>	
<b>Fund:</b>	<b>003</b>						
<b>Receipt:</b>	<b>3131</b>						
78354	3	10/20/2023	RC	RB for PI Levy - Richland	003-3131-0000-000000-000	26,911.11	
78354	11	10/20/2023	RC	2 1/2 HMRB PI Levy-Richland	003-3131-0000-000000-000	5,430.63	
						<b>\$ 32,341.74</b>	
<b>Receipt:</b>	<b>3132</b>						
78354	7	10/20/2023	RC	Homestead for PI Levy-Richland	003-3132-0000-000000-000	7,958.48	
						<b>\$ 7,958.48</b>	
						<b>\$ 40,300.22</b>	
<b>Fund:</b>	<b>004</b>						
<b>Receipt:</b>	<b>1410</b>						
78396	6	10/31/2023	RC	LFI Fund	004-1410-0000-000000-000	1,585.67	
						<b>\$ 1,585.67</b>	
						<b>\$ 1,585.67</b>	
<b>Fund:</b>	<b>006</b>						
<b>Receipt:</b>	<b>1410</b>						
78396	4	10/31/2023	RC	Richland Bank Interest	006-1410-0000-000000-000	1,252.72	
						<b>\$ 1,252.72</b>	
<b>Receipt:</b>	<b>1511</b>						
78318	21	10/6/2023	RC	HS/JH Breakfast	006-1511-0000-000000-100	314.25	
78318	22	10/6/2023	RC	Eastern Breakfast	006-1511-0000-000000-300	39.00	
78318	23	10/6/2023	RC	Central Breakfast	006-1511-0000-000000-400	83.00	
78318	24	10/6/2023	RC	Western Breakfast	006-1511-0000-000000-500	89.50	
78351	21	10/13/2023	RC	HS/JH Breakfast	006-1511-0000-000000-100	336.25	
78351	22	10/13/2023	RC	Eastern Breakfast	006-1511-0000-000000-300	33.00	
78351	23	10/13/2023	RC	Central Breakfast	006-1511-0000-000000-400	127.50	

Reporting Period: October 2023 (FY 2024)

11/1/23 3:23 PM

Start Date: 10/01/2023

End Date: 10/31/2023

## LEXINGTON LOCAL SCHOOLS Receipts Ledger Report

Receipt #	Line #	Date	Type	Description	Full Account Code	Amount
78351	24	10/13/2023	RC	Western Breakfast	006-1511-0000-000000-500	\$ 114.00
78366	21	10/20/2023	RC	HS/JH Breakfast	006-1511-0000-000000-100	307.25
78366	22	10/20/2023	RC	Eastern Breakfast	006-1511-0000-000000-300	31.50
78366	23	10/20/2023	RC	Central Breakfast	006-1511-0000-000000-400	130.50
78366	24	10/20/2023	RC	Western Breakfast	006-1511-0000-000000-500	124.50
78388	21	10/27/2023	RC	HS/JH Breakfast	006-1511-0000-000000-100	317.00
78388	22	10/27/2023	RC	Eastern Breakfast	006-1511-0000-000000-300	41.25
78388	23	10/27/2023	RC	Central Breakfast	006-1511-0000-000000-400	107.00
78388	24	10/27/2023	RC	Western Breakfast	006-1511-0000-000000-500	141.75
78389	21	10/31/2023	RC	HS/JH Breakfast	006-1511-0000-000000-100	84.75
78389	22	10/31/2023	RC	Eastern Breakfast	006-1511-0000-000000-300	19.50
78389	23	10/31/2023	RC	Central Breakfast	006-1511-0000-000000-400	47.50
78389	24	10/31/2023	RC	Western Breakfast	006-1511-0000-000000-500	55.75
						<b>\$ 2,544.75</b>
<b>Receipt:</b>	<b>1512</b>					
78318	1	10/6/2023	RC	HS/JH Stu. Type A	006-1512-0000-000000-100	5,156.75
78318	5	10/6/2023	RC	HS/JH ROA Stu. Type A	006-1512-0000-000000-100	(6,555.98)
78318	6	10/6/2023	RC	Eastern Stu. Type A	006-1512-0000-000000-300	2,007.00
78318	10	10/6/2023	RC	Eastern ROA Stu. Type A	006-1512-0000-000000-300	(1,818.04)
78318	11	10/6/2023	RC	Central Stu. Type A	006-1512-0000-000000-400	1,449.00
78318	15	10/6/2023	RC	Central ROA Stu. Type A	006-1512-0000-000000-400	(1,198.75)
78318	16	10/6/2023	RC	Western Stu. Type A	006-1512-0000-000000-500	1,293.00
78318	20	10/6/2023	RC	Western ROA Stu. Type A	006-1512-0000-000000-500	(1,103.25)
78351	1	10/13/2023	RC	HS/JH Stu. Type A	006-1512-0000-000000-100	5,398.75
78351	5	10/13/2023	RC	HS/JH ROA Stu. Type A	006-1512-0000-000000-100	(7,351.45)
78351	6	10/13/2023	RC	Eastern Stu. Type A	006-1512-0000-000000-300	1,983.00
78351	10	10/13/2023	RC	Eastern ROA Stu. Type A	006-1512-0000-000000-300	(1,788.90)
78351	11	10/13/2023	RC	Central Stu. Type A	006-1512-0000-000000-400	1,464.00
78351	15	10/13/2023	RC	Central ROA Stu. Type A	006-1512-0000-000000-400	(1,510.50)
78351	16	10/13/2023	RC	Western Stu. Type A	006-1512-0000-000000-500	1,389.00
78351	20	10/13/2023	RC	Western ROA Stu. Type A	006-1512-0000-000000-500	(1,263.75)
78366	1	10/20/2023	RC	HS/JH Stu. Type A	006-1512-0000-000000-100	5,454.00
78366	5	10/20/2023	RC	HS/JH ROA Stu. Type A	006-1512-0000-000000-100	(6,374.02)
78366	6	10/20/2023	RC	Eastern Stu. Type A	006-1512-0000-000000-300	2,040.00
78366	10	10/20/2023	RC	Eastern ROA Stu. Type A	006-1512-0000-000000-300	(2,129.75)
78366	11	10/20/2023	RC	Central Stu. Type A	006-1512-0000-000000-400	1,410.00
78366	15	10/20/2023	RC	Central ROA Stu. Type A	006-1512-0000-000000-400	(1,349.50)
78366	16	10/20/2023	RC	Western Stu. Type A	006-1512-0000-000000-500	1,335.00
78366	20	10/20/2023	RC	Western ROA Stu. Type A	006-1512-0000-000000-500	(1,048.75)
78388	1	10/27/2023	RC	HS/JH Stu. Type A	006-1512-0000-000000-100	5,238.50

Reporting Period: October 2023 (FY 2024)

11/1/23 3:23 PM

Start Date: 10/01/2023

End Date: 10/31/2023

**LEXINGTON LOCAL SCHOOLS**  
**Receipts Ledger Report**

Receipt #	Line #	Date	Type	Description	Full Account Code	Amount
78388	5	10/27/2023	RC	HS/JH ROA Stu. Type A	006-1512-0000-000000-100	\$ (6,506.05)
78388	6	10/27/2023	RC	Eastern Stu. Type A	006-1512-0000-000000-300	2,052.00
78388	10	10/27/2023	RC	Eastern ROA Stu. Type A	006-1512-0000-000000-300	(1,631.75)
78388	11	10/27/2023	RC	Central Stu. Type A	006-1512-0000-000000-400	1,458.00
78388	15	10/27/2023	RC	Central ROA Stu. Type A	006-1512-0000-000000-400	(1,516.50)
78388	16	10/27/2023	RC	Western Stu. Type A	006-1512-0000-000000-500	1,497.00
78388	20	10/27/2023	RC	Western ROA Stu. Type A	006-1512-0000-000000-500	(1,235.00)
78389	1	10/31/2023	RC	HS/JH Stu. Type A	006-1512-0000-000000-100	2,031.25
78389	5	10/31/2023	RC	HS/JH ROA Stu. Type A	006-1512-0000-000000-100	(2,449.20)
78389	6	10/31/2023	RC	Eastern Stu. Type A	006-1512-0000-000000-300	822.00
78389	10	10/31/2023	RC	Eastern ROA Stu. Type A	006-1512-0000-000000-300	(577.25)
78389	11	10/31/2023	RC	Central Stu. Type A	006-1512-0000-000000-400	591.00
78389	15	10/31/2023	RC	Central ROA Stu. Type A	006-1512-0000-000000-400	(521.00)
78389	16	10/31/2023	RC	Western Stu. Type A	006-1512-0000-000000-500	549.00
78389	20	10/31/2023	RC	Western ROA Stu. Type A	006-1512-0000-000000-500	(457.25)
78393	6	10/31/2023	RC	HS Lunch - Pay For It	006-1512-0000-000000-100	30,328.11
78393	7	10/31/2023	RC	Jr High Lunch - Pay For It	006-1512-0000-000000-200	0.00
78393	8	10/31/2023	RC	Eastern Lunch - Pay For It	006-1512-0000-000000-300	7,733.75
78393	9	10/31/2023	RC	Central Lunch - Pay For It	006-1512-0000-000000-400	6,161.25
78393	10	10/31/2023	RC	Western Lunch - Pay For It	006-1512-0000-000000-500	5,537.00
						<b>\$ 45,991.72</b>
<b>Receipt:</b>	<b>1513</b>					
78318	3	10/6/2023	RC	HS/JH Stu. ALa Carte	006-1513-0000-000000-100	2,504.85
78318	8	10/6/2023	RC	Eastern Stu. Ala Carte	006-1513-0000-000000-300	280.15
78318	13	10/6/2023	RC	Central Stu. Ala Carte	006-1513-0000-000000-400	0.00
78318	18	10/6/2023	RC	Western Stu. Ala Carte	006-1513-0000-000000-500	0.00
78351	3	10/13/2023	RC	HS/JH Stu. ALa Carte	006-1513-0000-000000-100	3,136.60
78351	8	10/13/2023	RC	Eastern Stu. Ala Carte	006-1513-0000-000000-300	280.90
78351	13	10/13/2023	RC	Central Stu. Ala Carte	006-1513-0000-000000-400	7.50
78351	18	10/13/2023	RC	Western Stu. Ala Carte	006-1513-0000-000000-500	0.00
78366	3	10/20/2023	RC	HS/JH Stu. ALa Carte	006-1513-0000-000000-100	2,827.35
78366	8	10/20/2023	RC	Eastern Stu. Ala Carte	006-1513-0000-000000-300	309.25
78366	13	10/20/2023	RC	Central Stu. Ala Carte	006-1513-0000-000000-400	11.50
78366	18	10/20/2023	RC	Western Stu. Ala Carte	006-1513-0000-000000-500	0.00
78388	3	10/27/2023	RC	HS/JH Stu. ALa Carte	006-1513-0000-000000-100	3,055.00
78388	8	10/27/2023	RC	Eastern Stu. Ala Carte	006-1513-0000-000000-300	289.75
78388	13	10/27/2023	RC	Central Stu. Ala Carte	006-1513-0000-000000-400	39.00
78388	18	10/27/2023	RC	Western Stu. Ala Carte	006-1513-0000-000000-500	0.00
78389	3	10/31/2023	RC	HS/JH Stu. ALa Carte	006-1513-0000-000000-100	1,115.00
78389	8	10/31/2023	RC	Eastern Stu. Ala Carte	006-1513-0000-000000-300	102.00

Reporting Period: October 2023 (FY 2024)

11/1/23 3:23 PM

Start Date: 10/01/2023

End Date: 10/31/2023

### LEXINGTON LOCAL SCHOOLS Receipts Ledger Report

Receipt #	Line #	Date	Type	Description	Full Account Code	Amount	
78389	13	10/31/2023	RC	Central Stu. Ala Carte	006-1513-0000-000000-400	\$ 18.75	
78389	18	10/31/2023	RC	Western Stu. Ala Carte	006-1513-0000-000000-500	0.00	
						<b>\$ 13,977.60</b>	
<b>Receipt:</b>	<b>1514</b>						
78318	2	10/6/2023	RC	HS/JH Stu. Milk	006-1514-0000-000000-100	32.00	
78318	7	10/6/2023	RC	Eastern Stu. Milk	006-1514-0000-000000-300	1.50	
78318	12	10/6/2023	RC	Central Stu. Milk	006-1514-0000-000000-400	23.00	
78318	17	10/6/2023	RC	Western Stu. Milk	006-1514-0000-000000-500	10.00	
78351	2	10/13/2023	RC	HS/JH Stu. Milk	006-1514-0000-000000-100	19.50	
78351	7	10/13/2023	RC	Eastern Stu. Milk	006-1514-0000-000000-300	2.00	
78351	12	10/13/2023	RC	Central Stu. Milk	006-1514-0000-000000-400	21.00	
78351	17	10/13/2023	RC	Western Stu. Milk	006-1514-0000-000000-500	9.50	
78366	2	10/20/2023	RC	HS/JH Stu. Milk	006-1514-0000-000000-100	26.50	
78366	7	10/20/2023	RC	Eastern Stu. Milk	006-1514-0000-000000-300	3.00	
78366	12	10/20/2023	RC	Central Stu. Milk	006-1514-0000-000000-400	27.50	
78366	17	10/20/2023	RC	Western Stu. Milk	006-1514-0000-000000-500	6.00	
78388	2	10/27/2023	RC	HS/JH Stu. Milk	006-1514-0000-000000-100	33.50	
78388	7	10/27/2023	RC	Eastern Stu. Milk	006-1514-0000-000000-300	2.50	
78388	12	10/27/2023	RC	Central Stu. Milk	006-1514-0000-000000-400	35.00	
78388	17	10/27/2023	RC	Western Stu. Milk	006-1514-0000-000000-500	8.50	
78389	2	10/31/2023	RC	HS/JH Stu. Milk	006-1514-0000-000000-100	13.00	
78389	7	10/31/2023	RC	Eastern Stu. Milk	006-1514-0000-000000-300	1.00	
78389	12	10/31/2023	RC	Central Stu. Milk	006-1514-0000-000000-400	16.00	
78389	17	10/31/2023	RC	Western Stu. Milk	006-1514-0000-000000-500	4.50	
						<b>\$ 295.50</b>	
<b>Receipt:</b>	<b>1523</b>						
78318	4	10/6/2023	RC	HS/JH Adult Ala Carte	006-1523-0000-000000-100	218.65	
78318	9	10/6/2023	RC	Eastern Adult Ala Carte	006-1523-0000-000000-300	41.25	
78318	14	10/6/2023	RC	Central Adult Ala Carte	006-1523-0000-000000-400	17.00	
78318	19	10/6/2023	RC	Western Adult Ala Carte	006-1523-0000-000000-500	12.25	
78351	4	10/13/2023	RC	HS/JH Adult Ala Carte	006-1523-0000-000000-100	209.45	
78351	9	10/13/2023	RC	Eastern Adult Ala Carte	006-1523-0000-000000-300	17.00	
78351	14	10/13/2023	RC	Central Adult Ala Carte	006-1523-0000-000000-400	25.50	
78351	19	10/13/2023	RC	Western Adult Ala Carte	006-1523-0000-000000-500	7.25	
78366	4	10/20/2023	RC	HS/JH Adult Ala Carte	006-1523-0000-000000-100	214.00	
78366	9	10/20/2023	RC	Eastern Adult Ala Carte	006-1523-0000-000000-300	28.50	
78366	14	10/20/2023	RC	Central Adult Ala Carte	006-1523-0000-000000-400	17.00	
78366	19	10/20/2023	RC	Western Adult Ala Carte	006-1523-0000-000000-500	11.25	
78388	4	10/27/2023	RC	HS/JH Adult Ala Carte	006-1523-0000-000000-100	193.55	
78388	9	10/27/2023	RC	Eastern Adult Ala Carte	006-1523-0000-000000-300	21.50	



Reporting Period: October 2023 (FY 2024)

11/1/23 3:23 PM

Start Date: 10/01/2023

End Date: 10/31/2023

**LEXINGTON LOCAL SCHOOLS  
Receipts Ledger Report**

Receipt #	Line #	Date	Type	Description	Full Account Code	Amount
78388	14	10/27/2023	RC	Central Adult Ala Carte	006-1523-0000-000000-400	\$ 23.50
78388	19	10/27/2023	RC	Western Adult Ala Carte	006-1523-0000-000000-500	10.00
78389	4	10/31/2023	RC	HS/JH Adult Ala Carte	006-1523-0000-000000-100	53.70
78389	9	10/31/2023	RC	Eastern Adult Ala Carte	006-1523-0000-000000-300	4.25
78389	14	10/31/2023	RC	Central Adult Ala Carte	006-1523-0000-000000-400	8.50
78389	19	10/31/2023	RC	Western Adult Ala Carte	006-1523-0000-000000-500	7.00
						<b>\$ 1,141.10</b>
<b>Receipt:</b>	<b>4120</b>					
78391	1	10/19/2023	RC	Federal Reimb Lunch High	006-4120-0000-000000-100	24,582.66
78391	2	10/19/2023	RC	Federal Reimb Lunch Jr High	006-4120-0000-000000-200	0.00
78391	3	10/19/2023	RC	Federal Reimb Lunch Central	006-4120-0000-000000-400	10,326.01
78391	4	10/19/2023	RC	Federal Reimb Lunch East	006-4120-0000-000000-300	12,630.40
78391	5	10/19/2023	RC	Federal Reimb Lunch Western	006-4120-0000-000000-500	6,533.34
78391	6	10/19/2023	RC	Fed Reimb Breakfast - High	006-4120-0000-000000-100	1,611.86
78391	7	10/19/2023	RC	Federal Reimb Breakfast - Jr H	006-4120-0000-000000-200	0.00
78391	8	10/19/2023	RC	Federal Reimb Break - Central	006-4120-0000-000000-400	1,602.66
78391	9	10/19/2023	RC	Federal Reimb Break - East	006-4120-0000-000000-300	1,844.58
78391	10	10/19/2023	RC	Federal Reimb Break - Western	006-4120-0000-000000-500	912.89
78391	11	10/19/2023	RC	Federal Reimb Special Milk - Western	006-4120-0000-000000-500	76.97
						<b>\$ 60,121.37</b>
						<b>\$ 125,324.76</b>
<b>Fund:</b>	<b>007</b>					
<b>Receipt:</b>	<b>1410</b>					
78396	5	10/31/2023	RC	Richland Bank Int - Minutemen	007-1410-9100-000000-000	607.43
						<b>\$ 607.43</b>
<b>Fund:</b>	<b>010</b>					
<b>Receipt:</b>	<b>1410</b>					
78396	7	10/31/2023	RC	Classroom Facilities Fund	010-1410-0000-000000-000	1,944.55
						<b>\$ 1,944.55</b>
<b>Fund:</b>	<b>018</b>					
<b>Receipt:</b>	<b>1630</b>					
78372	3	10/26/2023	RC	Eastern school fees princ acct	018-1630-9300-000000-000	2.00
78392	1	10/17/2023	RC	Central fees princ acct	018-1630-9400-000000-000	12.00
78347	1	10/17/2023	RC	Western fees princ acct	018-1630-9500-000000-000	66.00
78368	1	10/25/2023	RC	Western fees princ acct	018-1630-9500-000000-000	6.00
						<b>\$ 86.00</b>
<b>Receipt:</b>	<b>1690</b>					
78304	1	10/3/2023	RC	PSAT	018-1690-9100-000000-000	126.00

Reporting Period: October 2023 (FY 2024)

11/1/23 3:23 PM

Start Date: 10/01/2023

End Date: 10/31/2023

**LEXINGTON LOCAL SCHOOLS**  
**Receipts Ledger Report**

Receipt #	Line #	Date	Type	Description	Full Account Code	Amount
78304	2	10/3/2023	RC	Merchant Services	018-1690-9100-000000-000	\$ 15.00
78305	1	10/3/2023	RC	MD Coffee service	018-1690-9100-000000-000	131.00
78322	1	10/6/2023	RC	PSAT	018-1690-9100-000000-000	306.00
78323	1	10/6/2023	RC	MD Coffee service	018-1690-9100-000000-000	122.00
78337	1	10/16/2023	RC	MD Coffee service	018-1690-9100-000000-000	146.43
78344	2	10/16/2023	RC	Gorman Rupp Donation	018-1690-9100-000000-000	150.00
78362	1	10/20/2023	RC	MD Coffee service	018-1690-9100-000000-000	125.60
78386	1	10/30/2023	RC	MD Coffee service	018-1690-9100-000000-000	216.00
						<b>\$ 1,338.03</b>
<b>Receipt:</b>	<b>1890</b>					
78348	1	10/17/2023	RC	Lost/Damaged Library books	018-1890-9501-000000-000	15.50
78367	1	10/25/2023	RC	Lost/Damaged Library books	018-1890-9501-000000-000	11.00
						<b>\$ 26.50</b>
<b>Fund:</b>	<b>019</b>					
<b>Receipt:</b>	<b>1890</b>					
78332	3	10/12/2023	RC	PTO Recycling-Central	019-1890-9121-000000-000	5.64
78332	1	10/12/2023	RC	PTO Recycling-Eastern	019-1890-9122-000000-000	5.65
78345	3	10/17/2023	RC	PTO Recycling - Eastern	019-1890-9122-000000-000	1.44
78345	4	10/17/2023	RC	PTO Recycling - Central	019-1890-9122-000000-000	1.44
78332	2	10/12/2023	RC	PTO Recycling-Western	019-1890-9123-000000-000	5.65
78345	5	10/17/2023	RC	PTO Recycling - Western	019-1890-9123-000000-000	1.45
						<b>\$ 21.27</b>
<b>Fund:</b>	<b>022</b>					
<b>Receipt:</b>	<b>1615</b>					
78349	1	10/17/2023	RC	OHSAA Boys Sectional Soccer Adm vs. Galion 10/16/23	022-1615-9601-000000-000	610.00
78350	1	10/18/2023	RC	OHSAA Girls Sectional Soccer Adm vs. Perkins 10/17/23	022-1615-9601-000000-000	330.00
78355	1	10/20/2023	RC	OHSAA Volleyball Sectional Game #2 Adm vs. Clear Fork 10/20/23	022-1615-9601-000000-000	470.00
78356	1	10/20/2023	RC	OHSAA Volleyball Sectional Game #1 Adm Ontario vs. Mansfield 10/20/23	022-1615-9601-000000-000	400.00
78357	1	10/20/2023	RC	OHSAA Boys Sectional Soccer Adm vs. Tiffin Columbian 10/19/23	022-1615-9601-000000-000	240.00
78369	1	10/26/2023	RC	OHSAA Girls District Soccer Adm Clear Fork vs. Madison 10/25/23	022-1615-9601-000000-000	1,180.00
78371	1	10/26/2023	RC	OHSAA Girls District Soccer Adm Lexington vs. Ontario 10/25/23	022-1615-9601-000000-000	790.00
78381	1	10/30/2023	RC	OHSAA Girls District Soccer Finals Adm Madison vs. Ontario 10/28/23	022-1615-9601-000000-000	680.00

Reporting Period: October 2023 (FY 2024)

11/1/23 3:23 PM

Start Date: 10/01/2023

End Date: 10/31/2023

## LEXINGTON LOCAL SCHOOLS Receipts Ledger Report

Receipt #	Line #	Date	Type	Description	Full Account Code	Amount
						<b>\$ 4,700.00</b>
						<b>\$ 4,700.00</b>
<b>Fund:</b>	<b>024</b>					
<b>Receipt:</b>	<b>1410</b>					
78396	2	10/31/2023	RC	Richland Bank Int. 024	024-1410-0000-000000-000	\$ 972.68
						<b>\$ 972.68</b>
<b>Receipt:</b>	<b>1872</b>					
78394	1	10/20/2023	RC	Board's Premiums October	024-1872-0000-000000-000	392,652.32
78395	1	10/20/2023	RC	Employees' Premiums October	024-1872-0000-000000-000	71,186.48
78379	1	10/30/2023	RC	Gaither Ins Premium	024-1872-0000-000000-000	1,062.97
						<b>\$ 464,901.77</b>
						<b>\$ 465,874.45</b>
<b>Fund:</b>	<b>034</b>					
<b>Receipt:</b>	<b>3132</b>					
78354	8	10/20/2023	RC	Homestead for PI (.5 Mill)-Ric	034-3132-0000-000000-000	2,135.79
						<b>\$ 2,135.79</b>
<b>Fund:</b>	<b>200</b>					
<b>Receipt:</b>	<b>1620</b>					
78338	1	10/16/2023	RC	LEO club face painting	200-1620-9108-000000-000	157.77
78303	2	10/3/2023	RC	Yearbook Sales	200-1620-9119-000000-000	65.00
78339	2	10/16/2023	RC	Yearbook Sales	200-1620-9119-000000-000	65.00
						<b>\$ 287.77</b>
<b>Receipt:</b>	<b>1630</b>					
78361	1	10/20/2023	RC	Key Club Dues	200-1630-9115-000000-000	100.00
78364	1	10/20/2023	RC	Key Club Dues/Fees	200-1630-9115-000000-000	914.00
78385	1	10/30/2023	RC	Key Club Dues/Fees	200-1630-9115-000000-000	190.00
						<b>\$ 1,204.00</b>
<b>Receipt:</b>	<b>1690</b>					
78303	1	10/3/2023	RC	Yearbook ad sales	200-1690-9119-000000-000	1,120.00
78334	1	10/12/2023	RC	Yearbook ad sales	200-1690-9119-000000-000	400.00
78339	1	10/16/2023	RC	Yearbook ad sales	200-1690-9119-000000-000	610.00
78363	1	10/20/2023	RC	Yearbook ad sales	200-1690-9119-000000-000	170.00
						<b>\$ 2,300.00</b>
						<b>\$ 3,791.77</b>
<b>Fund:</b>	<b>300</b>					
<b>Receipt:</b>	<b>1610</b>					
78302	1	10/2/2023	RC	Freshman FB adm vs. West Holmes	300-1610-9600-000000-700	10.00
78307	1	10/2/2023	RC	JV FB Adm vs. West Holmes	300-1610-9600-000000-700	485.00
78306	1	10/3/2023	RC	JH VB adm vs. Mansfield	300-1610-9600-000000-714	159.00

Reporting Period: October 2023 (FY 2024)

11/1/23 3:23 PM

Start Date: 10/01/2023

End Date: 10/31/2023

## LEXINGTON LOCAL SCHOOLS Receipts Ledger Report

Receipt #	Line #	Date	Type	Description	Full Account Code	Amount
78308	1	10/4/2023	RC	Boys Soccer adm vs. Wooster Online Sales	300-1610-9600-000000-703	\$ 12.00
78308	2	10/4/2023	RC	JV FB adm vs. West Holmes Online Sales	300-1610-9600-000000-700	5.00
78308	3	10/4/2023	RC	JH VB adm vs. Mansfield Online Sales	300-1610-9600-000000-714	5.00
78313	1	10/4/2023	RC	Boys Soccer adm vs. Wooster	300-1610-9600-000000-703	1,162.00
78313	2	10/4/2023	RC	JH VB adm vs. Ontario	300-1610-9600-000000-714	450.00
78309	1	10/5/2023	RC	Boys Soccer adm vs. Wooster Online Sales	300-1610-9600-000000-703	51.00
78309	2	10/5/2023	RC	JH VB adm vs. Ontario Online Sales	300-1610-9600-000000-714	8.00
78310	1	10/6/2023	RC	Boys Soccer adm vs. St. Johns Jesuit Online Sales	300-1610-9600-000000-703	7.00
78319	1	10/10/2023	RC	Boys Soccer adm vs. St. John's Jesuit	300-1610-9600-000000-703	464.00
78319	2	10/10/2023	RC	Varsity/JV VB adm vs. Willard	300-1610-9600-000000-702	374.00
78325	1	10/10/2023	RC	Varsity FB adm vs. New Philadelphia	300-1610-9600-000000-700	4,491.00
78327	1	10/11/2023	RC	Varsity FB adm vs. New Philadelphia Online Sales	300-1610-9600-000000-700	322.00
78329	1	10/12/2023	RC	Boys Soccer adm vs. St. Johns Jesuit Online Sales	300-1610-9600-000000-703	196.00
78331	1	10/12/2023	RC	JH FB adm vs. Madison	300-1610-9600-000000-713	1,526.00
78333	1	10/13/2023	RC	JH FB adm vs. Madison Online Sales	300-1610-9600-000000-713	41.00
78336	1	10/13/2023	RC	Girls Soccer adm vs. Bishop Hartley	300-1610-9600-000000-704	626.00
78336	2	10/13/2023	RC	Varsity FB adm vs. Madison	300-1610-9600-000000-700	523.00
78342	2	10/16/2023	RC	Girls Soccer adm vs. Bishop Hartley Online Sales	300-1610-9600-000000-704	24.00
78342	3	10/16/2023	RC	Varsity FB adm vs. Madison Online Sales	300-1610-9600-000000-700	15.00
78346	1	10/16/2023	RC	Boys Soccer adm vs. Hilliard Davidson	300-1610-9600-000000-703	489.00
78346	2	10/16/2023	RC	JV FB adm vs. Madison	300-1610-9600-000000-700	335.00
78343	1	10/18/2023	RC	Boys Soccer adm vs. Hilliard Davidson Online Sales	300-1610-9600-000000-703	243.00
78343	2	10/18/2023	RC	JV FB adm vs. Madison Online Sales	300-1610-9600-000000-700	15.00
78352	1	10/23/2023	RC	Varsity FB adm vs. Ashland Online Sales	300-1610-9600-000000-700	59.00
78359	1	10/23/2023	RC	Varsity FB adm vs. Ashland	300-1610-9600-000000-700	3,830.00
78353	1	10/24/2023	RC	Varsity FB adm vs. Ashland Online Sales	300-1610-9600-000000-700	181.00
						<b>\$ 16,108.00</b>
<b>Receipt:</b>	<b>1620</b>					
78325	2	10/10/2023	RC	FB Program Sales	300-1620-9600-000000-700	80.00
78359	2	10/23/2023	RC	FB Program Sales	300-1620-9600-000000-700	52.00
						<b>\$ 132.00</b>
<b>Receipt:</b>	<b>1690</b>					
78314	2	10/4/2023	RC	Program Ads	300-1690-9600-000000-000	300.00
78380	1	10/30/2023	RC	Program Ads	300-1690-9600-000000-000	160.00
78315	1	10/4/2023	RC	Exclusive Ad (Ohio Health Full Payment Soccer Scoreboard)	300-1690-9601-000000-000	6,000.00
						<b>\$ 6,460.00</b>

Reporting Period: October 2023 (FY 2024)

11/1/23 3:23 PM

Start Date: 10/01/2023

End Date: 10/31/2023

**LEXINGTON LOCAL SCHOOLS  
Receipts Ledger Report**

Receipt #	Line #	Date	Type	Description	Full Account Code	Amount
<b>Receipt:</b>	<b>1820</b>					
78344	1	10/16/2023	RC	Gorman Rupp Donation	300-1820-9600-000000-000	\$ 200.00
						<b>\$ 200.00</b>
<b>Receipt:</b>	<b>1890</b>					
78314	1	10/4/2023	RC	Girls Tennis Invite Fee	300-1890-9600-000000-705	225.00
78324	1	10/10/2023	RC	Girls Golf Invite entry fee	300-1890-9600-000000-706	350.00
78324	2	10/10/2023	RC	Girls Tennis Entry Fees	300-1890-9600-000000-705	225.00
78358	1	10/23/2023	RC	Girls Golf Invite Entry Fee	300-1890-9600-000000-706	350.00
78370	1	10/26/2023	RC	Girls Tennis Invite Fee	300-1890-9600-000000-705	225.00
						<b>\$ 1,375.00</b>
						<b>\$ 24,275.00</b>
<b>Fund:</b>	<b>507</b>					
<b>Receipt:</b>	<b>4220</b>					
78382	1	10/31/2023	RC	ARP ESSER Revenue	507-4220-9022-000000-000	72,567.72
						<b>\$ 72,567.72</b>
						<b>\$ 72,567.72</b>
<b>Fund:</b>	<b>516</b>					
<b>Receipt:</b>	<b>4220</b>					
78376	1	10/27/2023	RC	IDEA-B Revenue	516-4220-9024-000000-000	82,661.06
						<b>\$ 82,661.06</b>
						<b>\$ 82,661.06</b>
<b>Fund:</b>	<b>572</b>					
<b>Receipt:</b>	<b>4220</b>					
78378	1	10/30/2023	RC	Title I Revenue	572-4220-9024-000000-000	37,686.02
						<b>\$ 37,686.02</b>
						<b>\$ 37,686.02</b>
<b>Fund:</b>	<b>590</b>					
<b>Receipt:</b>	<b>4220</b>					
78377	1	10/30/2023	RC	Title II-A Revenue	590-4220-9024-000000-000	15,160.90
						<b>\$ 15,160.90</b>
						<b>\$ 15,160.90</b>
<b>Grand Total</b>						<b>\$ 2,969,027.06</b>

Reporting Period: October 2023 (FY 2024)

11/1/23 3:24 PM

As Of Period: 10/31/2023

**LEXINGTON LOCAL SCHOOLS**  
**Revenue Account Summary**

Fund-SCC	Description	FYTDReceivable	FYTD Received	MTD Received	YTD Received
<b>SCC:</b>	<b>0000</b>				
001-0000	GENERAL FUND	\$ 24,404,761.85	\$ 9,834,910.82	\$ 2,044,501.52	\$ 23,066,910.18
		<b>\$ 24,404,761.85</b>	<b>\$ 9,834,910.82</b>	<b>\$ 2,044,501.52</b>	<b>\$ 23,066,910.18</b>
<b>SCC:</b>	<b>9412</b>				
001-9412	GENERAL BUDGET RESERVE SET- ASIDE-1%/BWC	0.00	0.00	0.00	0.00
		<b>\$ 0.00</b>	<b>\$ 0.00</b>	<b>\$ 0.00</b>	<b>\$ 0.00</b>
<b>SCC:</b>	<b>0000</b>				
002-0000	BOND RETIREMENT FUND	3,477,883.26	1,386,085.35	40,401.61	3,406,095.32
003-0000	PERMANENT IMPROVEMENT FUND	756,070.09	309,417.86	40,300.22	741,940.11
004-0000	LFI BUILDING FUND	34,475.68	6,740.35	1,585.67	16,967.08
006-0000	FOOD SERVICE FUND	902,564.58	273,007.21	125,254.61	836,893.40
		<b>\$ 5,170,993.61</b>	<b>\$ 1,975,250.77</b>	<b>\$ 207,542.11</b>	<b>\$ 5,001,895.91</b>
<b>SCC:</b>	<b>9100</b>				
007-9100	LEXINGTON MINUTEMEN ACADEMIC SCHOLARSHIP FUND	17,443.76	3,920.80	607.43	13,335.43
		<b>\$ 17,443.76</b>	<b>\$ 3,920.80</b>	<b>\$ 607.43</b>	<b>\$ 13,335.43</b>
<b>SCC:</b>	<b>9800</b>				
007-9800	TERRY McCAMMON SCHOLARSHIP FUND	0.00	0.00	0.00	0.00
		<b>\$ 0.00</b>	<b>\$ 0.00</b>	<b>\$ 0.00</b>	<b>\$ 0.00</b>
<b>SCC:</b>	<b>9801</b>				
007-9801	MINUTEMAN ALUMNI SCHOLARSHIP FUND	0.00	0.00	0.00	0.00
		<b>\$ 0.00</b>	<b>\$ 0.00</b>	<b>\$ 0.00</b>	<b>\$ 0.00</b>
<b>SCC:</b>	<b>9999</b>				
007-9999	LEXINGTON SCHOOLS TRUST FUND	0.00	0.00	0.00	0.00
		<b>\$ 0.00</b>	<b>\$ 0.00</b>	<b>\$ 0.00</b>	<b>\$ 0.00</b>
<b>SCC:</b>	<b>0000</b>				
010-0000	CLASSROOM FACILITIES CONSTRUCTION FUND	61,643.69	8,856.80	1,944.55	35,460.14
		<b>\$ 61,643.69</b>	<b>\$ 8,856.80</b>	<b>\$ 1,944.55</b>	<b>\$ 35,460.14</b>
<b>SCC:</b>	<b>9100</b>				
018-9100	HIGH SCHOOL PRINCIPAL'S FUND	6,613.67	1,713.59	1,338.03	5,734.24
		<b>\$ 6,613.67</b>	<b>\$ 1,713.59</b>	<b>\$ 1,338.03</b>	<b>\$ 5,734.24</b>
<b>SCC:</b>	<b>9101</b>				
018-9101	HIGH SCHOOL FLOWER FUND	0.00	0.00	0.00	0.00
		<b>\$ 0.00</b>	<b>\$ 0.00</b>	<b>\$ 0.00</b>	<b>\$ 0.00</b>
<b>SCC:</b>	<b>9200</b>				
018-9200	JUNIOR HIGH PRINCIPAL'S FUND	81.58	2,090.81	0.00	2,376.81
		<b>\$ 81.58</b>	<b>\$ 2,090.81</b>	<b>\$ 0.00</b>	<b>\$ 2,376.81</b>
<b>SCC:</b>	<b>9300</b>				

Reporting Period: October 2023 (FY 2024)  
 As Of Period: 10/31/2023

11/1/23 3:24 PM

**LEXINGTON LOCAL SCHOOLS**  
**Revenue Account Summary**

Fund-SCC	Description	FYTDReceivable	FYTD Received	MTD Received	YTD Received
018-9300	EASTERN PRINCIPAL'S FUND	\$ 8,496.87	\$ 1,028.00	\$ 2.00	\$ 4,717.95
		<b>\$ 8,496.87</b>	<b>\$ 1,028.00</b>	<b>\$ 2.00</b>	<b>\$ 4,717.95</b>
<b>SCC:</b>	<b>9301</b>				
018-9301	EASTERN ELEMENTARY BOOKFAIR/BOXTOPS FUND	4,721.10	0.00	0.00	4,721.10
		<b>\$ 4,721.10</b>	<b>\$ 0.00</b>	<b>\$ 0.00</b>	<b>\$ 4,721.10</b>
<b>SCC:</b>	<b>9302</b>				
018-9302	EASTERN ELEMENTARY MATH	0.00	0.00	0.00	0.00
		<b>\$ 0.00</b>	<b>\$ 0.00</b>	<b>\$ 0.00</b>	<b>\$ 0.00</b>
<b>SCC:</b>	<b>9303</b>				
018-9303	EASTERN RUN CLUB	1,060.00	1,030.00	0.00	1,030.00
		<b>\$ 1,060.00</b>	<b>\$ 1,030.00</b>	<b>\$ 0.00</b>	<b>\$ 1,030.00</b>
<b>SCC:</b>	<b>9400</b>				
018-9400	CENTRAL PRINCIPAL'S FUND	2,631.22	584.69	(68.00)	1,414.29
		<b>\$ 2,631.22</b>	<b>\$ 584.69</b>	<b>\$ (68.00)</b>	<b>\$ 1,414.29</b>
<b>SCC:</b>	<b>9401</b>				
018-9401	CENTRAL ELEMENTARY BOOKFAIR FUND	5,763.24	0.00	0.00	2,650.77
		<b>\$ 5,763.24</b>	<b>\$ 0.00</b>	<b>\$ 0.00</b>	<b>\$ 2,650.77</b>
<b>SCC:</b>	<b>9402</b>				
018-9402	CENTRAL ELEMENTARY ART	0.00	0.00	0.00	0.00
		<b>\$ 0.00</b>	<b>\$ 0.00</b>	<b>\$ 0.00</b>	<b>\$ 0.00</b>
<b>SCC:</b>	<b>9500</b>				
018-9500	WESTERN PRINCIPAL'S FUND	4,619.70	1,413.78	72.00	3,116.69
		<b>\$ 4,619.70</b>	<b>\$ 1,413.78</b>	<b>\$ 72.00</b>	<b>\$ 3,116.69</b>
<b>SCC:</b>	<b>9501</b>				
018-9501	WESTERN ELEMENTARY BOOKFAIR/BOXTOPS FUND	4,296.06	26.50	26.50	4,297.56
		<b>\$ 4,296.06</b>	<b>\$ 26.50</b>	<b>\$ 26.50</b>	<b>\$ 4,297.56</b>
<b>SCC:</b>	<b>9502</b>				
018-9502	HIGH SCHOOL ACADEMIC BOOSTERS FUND	0.00	0.00	0.00	0.00
		<b>\$ 0.00</b>	<b>\$ 0.00</b>	<b>\$ 0.00</b>	<b>\$ 0.00</b>
<b>SCC:</b>	<b>9503</b>				
018-9503	WESTERN ELEMENTARY ART	0.00	0.00	0.00	0.00
		<b>\$ 0.00</b>	<b>\$ 0.00</b>	<b>\$ 0.00</b>	<b>\$ 0.00</b>
<b>SCC:</b>	<b>9602</b>				
018-9602	JUNIOR HIGH ACADEMIC BOOSTERS FUND	0.00	0.00	0.00	0.00
		<b>\$ 0.00</b>	<b>\$ 0.00</b>	<b>\$ 0.00</b>	<b>\$ 0.00</b>
<b>SCC:</b>	<b>9901</b>				
018-9901	JUNIOR HIGH TEACHER ADVISORY FUND	0.00	0.00	0.00	0.00

Reporting Period: October 2023 (FY 2024)  
 As Of Period: 10/31/2023

11/1/23 3:24 PM

**LEXINGTON LOCAL SCHOOLS**  
**Revenue Account Summary**

Fund-SCC	Description	FYTDReceivable	FYTD Received	MTD Received	YTD Received
<b>SCC:</b>	<b>9001</b>	<b>\$ 0.00</b>	<b>\$ 0.00</b>	<b>\$ 0.00</b>	<b>\$ 0.00</b>
019-9001	ACADEMIC BOOSTERS GRANTS	\$ 0.00	\$ 0.00	\$ 0.00	\$ 0.00
		<b>\$ 0.00</b>	<b>\$ 0.00</b>	<b>\$ 0.00</b>	<b>\$ 0.00</b>
<b>SCC:</b>	<b>9121</b>				
019-9121	CENTRAL ELEMENTARY PTO GRANTS	1,100.00	34.08	5.64	90.06
		<b>\$ 1,100.00</b>	<b>\$ 34.08</b>	<b>\$ 5.64</b>	<b>\$ 90.06</b>
<b>SCC:</b>	<b>9122</b>				
019-9122	EASTERN ELEMENTARY PTO GRANTS	1,100.00	36.98	8.53	92.96
		<b>\$ 1,100.00</b>	<b>\$ 36.98</b>	<b>\$ 8.53</b>	<b>\$ 92.96</b>
<b>SCC:</b>	<b>9123</b>				
019-9123	WESTERN ELEMENTARY PTO GRANTS	1,100.00	35.55	7.10	91.56
		<b>\$ 1,100.00</b>	<b>\$ 35.55</b>	<b>\$ 7.10</b>	<b>\$ 91.56</b>
<b>SCC:</b>	<b>9200</b>				
019-9200	RICHLAND COUNTY FOUNDATION GRANT PLAYGROUND	0.00	0.00	0.00	0.00
		<b>\$ 0.00</b>	<b>\$ 0.00</b>	<b>\$ 0.00</b>	<b>\$ 0.00</b>
<b>SCC:</b>	<b>9201</b>				
019-9201	RICHLAND COUNTY FOUNDATION GRANT CENTRAL PRID	0.00	0.00	0.00	0.00
		<b>\$ 0.00</b>	<b>\$ 0.00</b>	<b>\$ 0.00</b>	<b>\$ 0.00</b>
<b>SCC:</b>	<b>9202</b>				
019-9202	RICHLAND COUNTY FOUNDATION GRANT-HENSEL FY15	0.00	0.00	0.00	0.00
		<b>\$ 0.00</b>	<b>\$ 0.00</b>	<b>\$ 0.00</b>	<b>\$ 0.00</b>
<b>SCC:</b>	<b>9204</b>				
019-9204	RICHLAND COUNTY FOUNDATION GRANT-PELPHREY 15	0.00	0.00	0.00	0.00
		<b>\$ 0.00</b>	<b>\$ 0.00</b>	<b>\$ 0.00</b>	<b>\$ 0.00</b>
<b>SCC:</b>	<b>9205</b>				
019-9205	RICHLAND CO FOUNDATION GRANT-STAINED GLASS 16	0.00	0.00	0.00	0.00
		<b>\$ 0.00</b>	<b>\$ 0.00</b>	<b>\$ 0.00</b>	<b>\$ 0.00</b>
<b>SCC:</b>	<b>9206</b>				
019-9206	RICHLAND CO FOUNDATION GRANT-SEASONAL SCIE 16	0.00	0.00	0.00	0.00
		<b>\$ 0.00</b>	<b>\$ 0.00</b>	<b>\$ 0.00</b>	<b>\$ 0.00</b>
<b>SCC:</b>	<b>9207</b>				
019-9207	RICHLAND CO FOUNDATION-SCORE COMMON CORE 16	0.00	0.00	0.00	0.00
		<b>\$ 0.00</b>	<b>\$ 0.00</b>	<b>\$ 0.00</b>	<b>\$ 0.00</b>



Reporting Period: October 2023 (FY 2024)

11/1/23 3:24 PM

As Of Period: 10/31/2023

**LEXINGTON LOCAL SCHOOLS**  
**Revenue Account Summary**

Fund-SCC	Description	FYTDReceivable	FYTD Received	MTD Received	YTD Received
<b>SCC:</b>	<b>9208</b>				
019-9208	RICHLAND CO FOUND-BUILD A COMM OF READERS	\$ 0.00	\$ 0.00	\$ 0.00	\$ 0.00
		<b>\$ 0.00</b>	<b>\$ 0.00</b>	<b>\$ 0.00</b>	<b>\$ 0.00</b>
<b>SCC:</b>	<b>9209</b>				
019-9209	RICH CO FOUND-LEARN TO READ FOR A LIFETIME	0.00	0.00	0.00	0.00
		<b>\$ 0.00</b>	<b>\$ 0.00</b>	<b>\$ 0.00</b>	<b>\$ 0.00</b>
<b>SCC:</b>	<b>9210</b>				
019-9210	RICH CO FOUND-MULTI-SENS APPROACH TO LEARNING	0.00	0.00	0.00	0.00
		<b>\$ 0.00</b>	<b>\$ 0.00</b>	<b>\$ 0.00</b>	<b>\$ 0.00</b>
<b>SCC:</b>	<b>9211</b>				
019-9211	RICH CO FOUND-BEE AWARENESS	0.00	0.00	0.00	0.00
		<b>\$ 0.00</b>	<b>\$ 0.00</b>	<b>\$ 0.00</b>	<b>\$ 0.00</b>
<b>SCC:</b>	<b>9212</b>				
019-9212	RICH CO FOUND-DONT LET THE PIGEON STOP TALK	0.00	0.00	0.00	0.00
		<b>\$ 0.00</b>	<b>\$ 0.00</b>	<b>\$ 0.00</b>	<b>\$ 0.00</b>
<b>SCC:</b>	<b>9213</b>				
019-9213	RICH CO FOUND-BRAIN GAMES 5.0	0.00	0.00	0.00	0.00
		<b>\$ 0.00</b>	<b>\$ 0.00</b>	<b>\$ 0.00</b>	<b>\$ 0.00</b>
<b>SCC:</b>	<b>9214</b>				
019-9214	RICH CO FOUND-TALKING SENSE TO OUR NUMBERS	0.00	0.00	0.00	0.00
		<b>\$ 0.00</b>	<b>\$ 0.00</b>	<b>\$ 0.00</b>	<b>\$ 0.00</b>
<b>SCC:</b>	<b>9215</b>				
019-9215	RICH CO FOUND-SEE THE CIVILIZATION	0.00	0.00	0.00	0.00
		<b>\$ 0.00</b>	<b>\$ 0.00</b>	<b>\$ 0.00</b>	<b>\$ 0.00</b>
<b>SCC:</b>	<b>9216</b>				
019-9216	RICH CO FOUND-SCIENCE OLYMPIAD	0.00	0.00	0.00	0.00
		<b>\$ 0.00</b>	<b>\$ 0.00</b>	<b>\$ 0.00</b>	<b>\$ 0.00</b>
<b>SCC:</b>	<b>9217</b>				
019-9217	RICH CO FOUND-KICK BACK WITH CLASSICS	0.00	0.00	0.00	0.00
		<b>\$ 0.00</b>	<b>\$ 0.00</b>	<b>\$ 0.00</b>	<b>\$ 0.00</b>
<b>SCC:</b>	<b>9218</b>				
019-9218	RICH CO FOUND-WRITE STUFF STEAM KIT	0.00	0.00	0.00	0.00
		<b>\$ 0.00</b>	<b>\$ 0.00</b>	<b>\$ 0.00</b>	<b>\$ 0.00</b>
<b>SCC:</b>	<b>9219</b>				
019-9219	RICH CO FOUND-CLASSROOM	0.00	0.00	0.00	0.00

Reporting Period: October 2023 (FY 2024)  
 As Of Period: 10/31/2023

11/1/23 3:24 PM

**LEXINGTON LOCAL SCHOOLS**  
**Revenue Account Summary**

Fund-SCC	Description	FYTDReceivable	FYTD Received	MTD Received	YTD Received
	LIBRARY				
<b>SCC:</b>	<b>9220</b>	<b>\$ 0.00</b>	<b>\$ 0.00</b>	<b>\$ 0.00</b>	<b>\$ 0.00</b>
019-9220	RICH CO FOUND-LEGOS AND BUILDING BLOCKS	\$ 0.00	\$ 0.00	\$ 0.00	\$ 0.00
<b>SCC:</b>	<b>9221</b>	<b>\$ 0.00</b>	<b>\$ 0.00</b>	<b>\$ 0.00</b>	<b>\$ 0.00</b>
019-9221	RICH CO FOUND-SCIENCE DISCOVERY BINS	0.00	0.00	0.00	0.00
<b>SCC:</b>	<b>9222</b>	<b>\$ 0.00</b>	<b>\$ 0.00</b>	<b>\$ 0.00</b>	<b>\$ 0.00</b>
019-9222	RICH CO FOUND-ONE BIG HAPPY FAMILY	0.00	0.00	0.00	0.00
<b>SCC:</b>	<b>9223</b>	<b>\$ 0.00</b>	<b>\$ 0.00</b>	<b>\$ 0.00</b>	<b>\$ 0.00</b>
019-9223	RICH CO FOUND-MAKER MAVEN STEM	0.00	0.00	0.00	0.00
<b>SCC:</b>	<b>9224</b>	<b>\$ 0.00</b>	<b>\$ 0.00</b>	<b>\$ 0.00</b>	<b>\$ 0.00</b>
019-9224	RICH CO FOUND-STEM SNAP CIRCUITS	0.00	0.00	0.00	0.00
<b>SCC:</b>	<b>9225</b>	<b>\$ 0.00</b>	<b>\$ 0.00</b>	<b>\$ 0.00</b>	<b>\$ 0.00</b>
019-9225	RICH CO FOUND GRANT-STEM MATERIALS SNAP CIRCUITS	0.00	0.00	0.00	0.00
<b>SCC:</b>	<b>9226</b>	<b>\$ 0.00</b>	<b>\$ 0.00</b>	<b>\$ 0.00</b>	<b>\$ 0.00</b>
019-9226	RICH CO FOUND GRANT-SCIENCE ENRICH FIELD TRIP	0.00	0.00	0.00	0.00
<b>SCC:</b>	<b>9227</b>	<b>\$ 0.00</b>	<b>\$ 0.00</b>	<b>\$ 0.00</b>	<b>\$ 0.00</b>
019-9227	RICH CO FOUND GRANT-CAREER BOOKS AND ACTIVITIES	0.00	0.00	0.00	0.00
<b>SCC:</b>	<b>9228</b>	<b>\$ 0.00</b>	<b>\$ 0.00</b>	<b>\$ 0.00</b>	<b>\$ 0.00</b>
019-9228	RICH CO FOUND GRANT-SOCIAL STUDIES MAKERSPACE	0.00	0.00	0.00	0.00
<b>SCC:</b>	<b>9229</b>	<b>\$ 0.00</b>	<b>\$ 0.00</b>	<b>\$ 0.00</b>	<b>\$ 0.00</b>
019-9229	RICHLAND CO FOUND GRANT-SCIENCE LAB ACTIVITY REVITALIZATION	1,322.53	1,322.53	0.00	1,322.53
<b>SCC:</b>	<b>9230</b>	<b>\$ 1,322.53</b>	<b>\$ 1,322.53</b>	<b>\$ 0.00</b>	<b>\$ 1,322.53</b>

Reporting Period: October 2023 (FY 2024)

11/1/23 3:24 PM

As Of Period: 10/31/2023

**LEXINGTON LOCAL SCHOOLS**  
**Revenue Account Summary**

Fund-SCC	Description	FYTDReceivable	FYTD Received	MTD Received	YTD Received
019-9230	RICHLAND CO FOUND GRANT-STEAMTASTIC LEARNING	\$ 1,491.87	\$ 1,491.87	\$ 0.00	\$ 1,491.87
<b>SCC:</b>	<b>9231</b>	<b>\$ 1,491.87</b>	<b>\$ 1,491.87</b>	<b>\$ 0.00</b>	<b>\$ 1,491.87</b>
019-9231	RICHLAND CO FOUND GRANT-SOCIAL STUDIES BOARD GAME STUDIO	1,413.47	1,413.47	0.00	1,413.47
<b>SCC:</b>	<b>9232</b>	<b>\$ 1,413.47</b>	<b>\$ 1,413.47</b>	<b>\$ 0.00</b>	<b>\$ 1,413.47</b>
019-9232	RICHLAND CO FOUND GRANT-MARVELOUS MATHEMATICAL THINKING	1,046.05	1,046.05	0.00	1,046.05
<b>SCC:</b>	<b>9233</b>	<b>\$ 1,046.05</b>	<b>\$ 1,046.05</b>	<b>\$ 0.00</b>	<b>\$ 1,046.05</b>
019-9233	RICHLAND CO FOUND GRANT-FOOTPRINT IMPRESSION LAB PROJECT	1,480.00	1,480.00	0.00	1,480.00
<b>SCC:</b>	<b>9234</b>	<b>\$ 1,480.00</b>	<b>\$ 1,480.00</b>	<b>\$ 0.00</b>	<b>\$ 1,480.00</b>
019-9234	RICHLAND CO FOUND GRANT-CIRCUIT CRAZE	1,184.63	1,184.63	0.00	1,184.63
<b>SCC:</b>	<b>9235</b>	<b>\$ 1,184.63</b>	<b>\$ 1,184.63</b>	<b>\$ 0.00</b>	<b>\$ 1,184.63</b>
019-9235	RICHLAND CO FOUND GRANT-NOVELS IN VERSE BOOK CLUB	1,075.65	1,075.65	0.00	1,075.65
<b>SCC:</b>	<b>9236</b>	<b>\$ 1,075.65</b>	<b>\$ 1,075.65</b>	<b>\$ 0.00</b>	<b>\$ 1,075.65</b>
019-9236	RICHLAND CO FOUND GRANT-CODING EXPRESS BY LEGO EDUCATION	250.00	250.00	0.00	250.00
<b>SCC:</b>	<b>9301</b>	<b>\$ 250.00</b>	<b>\$ 250.00</b>	<b>\$ 0.00</b>	<b>\$ 250.00</b>
019-9301	RICH CO FOUND/SECO ROBOTICS GRANT (HEIMANN)	0.00	0.00	0.00	0.00
<b>SCC:</b>	<b>9302</b>	<b>\$ 0.00</b>	<b>\$ 0.00</b>	<b>\$ 0.00</b>	<b>\$ 0.00</b>
019-9302	RICH CO RETIRED TEACHERS ASSOC	0.00	0.00	0.00	0.00
<b>SCC:</b>	<b>9303</b>	<b>\$ 0.00</b>	<b>\$ 0.00</b>	<b>\$ 0.00</b>	<b>\$ 0.00</b>
019-9303	OHIO POWER GRANT (BERRY)	0.00	0.00	0.00	0.00
<b>SCC:</b>	<b>9304</b>	<b>\$ 0.00</b>	<b>\$ 0.00</b>	<b>\$ 0.00</b>	<b>\$ 0.00</b>
019-9304	RICHLAND CO RETIRED TEACHERS - HS ENGLISH	0.00	0.00	0.00	0.00

Reporting Period: October 2023 (FY 2024)  
 As Of Period: 10/31/2023

11/1/23 3:24 PM

**LEXINGTON LOCAL SCHOOLS**  
**Revenue Account Summary**

Fund-SCC	Description	FYTDReceivable	FYTD Received	MTD Received	YTD Received
		<b>\$ 0.00</b>	<b>\$ 0.00</b>	<b>\$ 0.00</b>	<b>\$ 0.00</b>
<b>SCC:</b>	<b>9305</b>				
019-9305	OTHER GRANT	\$ 500.00	\$ 0.00	\$ 0.00	\$ 500.00
		<b>\$ 500.00</b>	<b>\$ 0.00</b>	<b>\$ 0.00</b>	<b>\$ 500.00</b>
<b>SCC:</b>	<b>9500</b>				
019-9500	DOLLAR GENERAL LIT FOUND - YOUTH LIT FY16	0.00	0.00	0.00	0.00
		<b>\$ 0.00</b>	<b>\$ 0.00</b>	<b>\$ 0.00</b>	<b>\$ 0.00</b>
<b>SCC:</b>	<b>9502</b>				
019-9502	RICHLAND CO HMG SENSORY GRANT	0.00	0.00	0.00	0.00
		<b>\$ 0.00</b>	<b>\$ 0.00</b>	<b>\$ 0.00</b>	<b>\$ 0.00</b>
<b>SCC:</b>	<b>9616</b>				
019-9616	WALMART TEACHER OF THE YEAR- DANIELLE SAVAGE	0.00	0.00	0.00	0.00
		<b>\$ 0.00</b>	<b>\$ 0.00</b>	<b>\$ 0.00</b>	<b>\$ 0.00</b>
<b>SCC:</b>	<b>9601</b>				
022-9601	OHSAA TOURNAMENT AGENCY FUND	0.00	4,700.00	4,700.00	3,493.60
		<b>\$ 0.00</b>	<b>\$ 4,700.00</b>	<b>\$ 4,700.00</b>	<b>\$ 3,493.60</b>
<b>SCC:</b>	<b>0000</b>				
024-0000	EMPLOYEE BENEFITS FUND FOR MEDICAL/DENTAL	5,490,241.05	1,881,152.63	465,874.45	4,736,039.71
034-0000	OFCC PROJECT MAINTENANCE FUND	189,025.69	75,319.25	2,135.79	184,918.48
		<b>\$ 5,679,266.74</b>	<b>\$ 1,956,471.88</b>	<b>\$ 468,010.24</b>	<b>\$ 4,920,958.19</b>
<b>SCC:</b>	<b>9101</b>				
200-9101	HIGH SCHOOL ART CLUB	0.00	0.00	0.00	0.00
		<b>\$ 0.00</b>	<b>\$ 0.00</b>	<b>\$ 0.00</b>	<b>\$ 0.00</b>
<b>SCC:</b>	<b>9102</b>				
200-9102	HIGH SCHOOL DRAMA CLUB	12,088.93	0.00	0.00	12,088.93
		<b>\$ 12,088.93</b>	<b>\$ 0.00</b>	<b>\$ 0.00</b>	<b>\$ 12,088.93</b>
<b>SCC:</b>	<b>9103</b>				
200-9103	HIGH SCHOOL MATH CLUB	0.00	0.00	0.00	0.00
		<b>\$ 0.00</b>	<b>\$ 0.00</b>	<b>\$ 0.00</b>	<b>\$ 0.00</b>
<b>SCC:</b>	<b>9104</b>				
200-9104	HIGH SCHOOL LEADERSHIP COUNCIL	0.00	0.00	0.00	0.00
		<b>\$ 0.00</b>	<b>\$ 0.00</b>	<b>\$ 0.00</b>	<b>\$ 0.00</b>
<b>SCC:</b>	<b>9105</b>				
200-9105	HIGH SCHOOL FRENCH CLUB	105.00	0.00	0.00	0.00
		<b>\$ 105.00</b>	<b>\$ 0.00</b>	<b>\$ 0.00</b>	<b>\$ 0.00</b>
<b>SCC:</b>	<b>9107</b>				

Reporting Period: October 2023 (FY 2024)

11/1/23 3:24 PM

As Of Period: 10/31/2023

**LEXINGTON LOCAL SCHOOLS**  
**Revenue Account Summary**

Fund-SCC	Description	FYTDReceivable	FYTD Received	MTD Received	YTD Received
200-9107	HIGH SCHOOL SPANISH CLUB	\$ 0.00	\$ 0.00	\$ 0.00	\$ 0.00
		<b>\$ 0.00</b>	<b>\$ 0.00</b>	<b>\$ 0.00</b>	<b>\$ 0.00</b>
<b>SCC:</b>	<b>9108</b>				
200-9108	HIGH SCHOOL LEO CLUB	417.45	157.77	157.77	157.77
		<b>\$ 417.45</b>	<b>\$ 157.77</b>	<b>\$ 157.77</b>	<b>\$ 157.77</b>
<b>SCC:</b>	<b>9114</b>				
200-9114	HIGH SCHOOL STUDENT COUNCIL FUND	6,186.00	550.00	0.00	3,575.00
		<b>\$ 6,186.00</b>	<b>\$ 550.00</b>	<b>\$ 0.00</b>	<b>\$ 3,575.00</b>
<b>SCC:</b>	<b>9115</b>				
200-9115	HIGH SCHOOL KEY CLUB	891.00	1,204.00	1,204.00	1,285.00
		<b>\$ 891.00</b>	<b>\$ 1,204.00</b>	<b>\$ 1,204.00</b>	<b>\$ 1,285.00</b>
<b>SCC:</b>	<b>9116</b>				
200-9116	HIGH SCHOOL CHESS CLUB	0.00	0.00	0.00	0.00
		<b>\$ 0.00</b>	<b>\$ 0.00</b>	<b>\$ 0.00</b>	<b>\$ 0.00</b>
<b>SCC:</b>	<b>9119</b>				
200-9119	HIGH SCHOOL YEARBOOK FUND	8,718.00	8,021.00	2,430.00	10,311.00
		<b>\$ 8,718.00</b>	<b>\$ 8,021.00</b>	<b>\$ 2,430.00</b>	<b>\$ 10,311.00</b>
<b>SCC:</b>	<b>9120</b>				
200-9120	HIGH SCHOOL JOURNALISM FUND	0.00	0.00	0.00	0.00
		<b>\$ 0.00</b>	<b>\$ 0.00</b>	<b>\$ 0.00</b>	<b>\$ 0.00</b>
<b>SCC:</b>	<b>9121</b>				
200-9121	HIGH SCHOOL NATIONAL HONOR SOCIETY	5,770.00	0.00	0.00	170.00
		<b>\$ 5,770.00</b>	<b>\$ 0.00</b>	<b>\$ 0.00</b>	<b>\$ 170.00</b>
<b>SCC:</b>	<b>9160</b>				
200-9160	HIGH SCHOOL GERMAN CLUB	0.00	0.00	0.00	0.00
		<b>\$ 0.00</b>	<b>\$ 0.00</b>	<b>\$ 0.00</b>	<b>\$ 0.00</b>
<b>SCC:</b>	<b>9201</b>				
200-9201	JUNIOR HIGH ART CLUB	777.18	0.00	0.00	777.18
		<b>\$ 777.18</b>	<b>\$ 0.00</b>	<b>\$ 0.00</b>	<b>\$ 777.18</b>
<b>SCC:</b>	<b>9204</b>				
200-9204	JUNIOR HIGH STUDENT COUNCIL FUND	1,266.00	0.00	0.00	288.00
		<b>\$ 1,266.00</b>	<b>\$ 0.00</b>	<b>\$ 0.00</b>	<b>\$ 288.00</b>
<b>SCC:</b>	<b>9205</b>				
200-9205	JUNIOR HIGH LIBRARY CLUB	0.00	0.00	0.00	0.00
		<b>\$ 0.00</b>	<b>\$ 0.00</b>	<b>\$ 0.00</b>	<b>\$ 0.00</b>
<b>SCC:</b>	<b>9301</b>				
200-9301	EASTERN ELEMENTARY STUDENT ACTIVITY FUND	3,476.77	0.00	0.00	531.90
		<b>\$ 3,476.77</b>	<b>\$ 0.00</b>	<b>\$ 0.00</b>	<b>\$ 531.90</b>

Reporting Period: October 2023 (FY 2024)  
 As Of Period: 10/31/2023

11/1/23 3:24 PM

**LEXINGTON LOCAL SCHOOLS**  
**Revenue Account Summary**

Fund-SCC	Description	FYTDReceivable	FYTD Received	MTD Received	YTD Received
<b>SCC:</b>	<b>9302</b>				
200-9302	EASTERN ELEMENTARY ROBOTICS FUND	\$ 0.00	\$ 0.00	\$ 0.00	\$ 0.00
		<b>\$ 0.00</b>	<b>\$ 0.00</b>	<b>\$ 0.00</b>	<b>\$ 0.00</b>
<b>SCC:</b>	<b>9401</b>				
200-9401	CENTRAL ELEMENTARY STUDENT ACTIVITY FUND	0.00	0.00	0.00	0.00
		<b>\$ 0.00</b>	<b>\$ 0.00</b>	<b>\$ 0.00</b>	<b>\$ 0.00</b>
<b>SCC:</b>	<b>9611</b>				
200-9611	HIGH SCHOOL INFORMED TEENS FUND	0.00	12.60	0.00	12.60
		<b>\$ 0.00</b>	<b>\$ 12.60</b>	<b>\$ 0.00</b>	<b>\$ 12.60</b>
<b>SCC:</b>	<b>9612</b>				
200-9612	JUNIOR HIGH INFORMED TEENS FUND	1,154.22	0.00	0.00	1,148.64
		<b>\$ 1,154.22</b>	<b>\$ 0.00</b>	<b>\$ 0.00</b>	<b>\$ 1,148.64</b>
<b>SCC:</b>	<b>9106</b>				
300-9106	HIGH SCHOOL INTRAMURALS	0.00	0.00	0.00	0.00
		<b>\$ 0.00</b>	<b>\$ 0.00</b>	<b>\$ 0.00</b>	<b>\$ 0.00</b>
<b>SCC:</b>	<b>9115</b>				
300-9115	JAZZ BAND	0.00	0.00	0.00	0.00
		<b>\$ 0.00</b>	<b>\$ 0.00</b>	<b>\$ 0.00</b>	<b>\$ 0.00</b>
<b>SCC:</b>	<b>9116</b>				
300-9116	CHOIR	0.00	0.00	0.00	0.00
		<b>\$ 0.00</b>	<b>\$ 0.00</b>	<b>\$ 0.00</b>	<b>\$ 0.00</b>
<b>SCC:</b>	<b>9206</b>				
300-9206	JUNIOR HIGH PHYS ED DEPARTMENT FUND	786.00	0.00	0.00	540.00
		<b>\$ 786.00</b>	<b>\$ 0.00</b>	<b>\$ 0.00</b>	<b>\$ 540.00</b>
<b>SCC:</b>	<b>9210</b>				
300-9210	JR HIGH INSTRUMENTAL	0.00	0.00	0.00	0.00
		<b>\$ 0.00</b>	<b>\$ 0.00</b>	<b>\$ 0.00</b>	<b>\$ 0.00</b>
<b>SCC:</b>	<b>9600</b>				
300-9600	ATHLETIC FUND	256,500.00	127,513.04	18,181.25	189,181.21
		<b>\$ 256,500.00</b>	<b>\$ 127,513.04</b>	<b>\$ 18,181.25</b>	<b>\$ 189,181.21</b>
<b>SCC:</b>	<b>9601</b>				
300-9601	ATHLETIC CAPITAL FUND	37,000.00	21,000.00	6,000.00	46,000.00
		<b>\$ 37,000.00</b>	<b>\$ 21,000.00</b>	<b>\$ 6,000.00</b>	<b>\$ 46,000.00</b>
<b>SCC:</b>	<b>9602</b>				
300-9602	ORCHESTRA	0.00	0.00	0.00	0.00
		<b>\$ 0.00</b>	<b>\$ 0.00</b>	<b>\$ 0.00</b>	<b>\$ 0.00</b>
<b>SCC:</b>	<b>9603</b>				

Reporting Period: October 2023 (FY 2024)  
 As Of Period: 10/31/2023

11/1/23 3:24 PM

**LEXINGTON LOCAL SCHOOLS**  
**Revenue Account Summary**

Fund-SCC	Description	FYTDReceivable	FYTD Received	MTD Received	YTD Received
300-9603	ELEMENTARY MUSIC	\$ 0.00	\$ 0.00	\$ 0.00	\$ 0.00
<b>SCC:</b>	<b>9605</b>	<b>\$ 0.00</b>	<b>\$ 0.00</b>	<b>\$ 0.00</b>	<b>\$ 0.00</b>
300-9605	BAND	0.00	0.00	0.00	0.00
<b>SCC:</b>	<b>9020</b>	<b>\$ 0.00</b>	<b>\$ 0.00</b>	<b>\$ 0.00</b>	<b>\$ 0.00</b>
451-9020	Network Connectivity FY 2020	0.00	0.00	0.00	0.00
<b>SCC:</b>	<b>9021</b>	<b>\$ 0.00</b>	<b>\$ 0.00</b>	<b>\$ 0.00</b>	<b>\$ 0.00</b>
451-9021	Network Connectivity FY 2021	0.00	0.00	0.00	0.00
<b>SCC:</b>	<b>9022</b>	<b>\$ 0.00</b>	<b>\$ 0.00</b>	<b>\$ 0.00</b>	<b>\$ 0.00</b>
451-9022	Network Connectivity FY2022	0.00	0.00	0.00	0.00
<b>SCC:</b>	<b>9023</b>	<b>\$ 0.00</b>	<b>\$ 0.00</b>	<b>\$ 0.00</b>	<b>\$ 0.00</b>
451-9023	DATA COMMUNICATION FUND	9,000.00	230.50	0.00	4,730.50
<b>SCC:</b>	<b>9024</b>	<b>\$ 9,000.00</b>	<b>\$ 230.50</b>	<b>\$ 0.00</b>	<b>\$ 4,730.50</b>
451-9024	DATA COMMUNICATION FUND	0.00	0.00	0.00	0.00
<b>SCC:</b>	<b>9922</b>	<b>\$ 0.00</b>	<b>\$ 0.00</b>	<b>\$ 0.00</b>	<b>\$ 0.00</b>
451-9922	Emergency Connectivity FY2022	0.00	0.00	0.00	0.00
<b>SCC:</b>	<b>0000</b>	<b>\$ 0.00</b>	<b>\$ 0.00</b>	<b>\$ 0.00</b>	<b>\$ 0.00</b>
467-0000	STUDENT WELLNESS AND SUCCESS FUND	0.00	0.00	0.00	0.00
<b>SCC:</b>	<b>9020</b>	<b>\$ 0.00</b>	<b>\$ 0.00</b>	<b>\$ 0.00</b>	<b>\$ 0.00</b>
499-9020	SCHOOL SAFETY GRANT FY20	0.00	0.00	0.00	0.00
<b>SCC:</b>	<b>9021</b>	<b>\$ 0.00</b>	<b>\$ 0.00</b>	<b>\$ 0.00</b>	<b>\$ 0.00</b>
499-9021	SCHOOL SAFETY GRANT FY21	0.00	0.00	0.00	0.00
<b>SCC:</b>	<b>9022</b>	<b>\$ 0.00</b>	<b>\$ 0.00</b>	<b>\$ 0.00</b>	<b>\$ 0.00</b>
499-9022	SCHOOL SAFETY GRANT FY22	0.00	0.00	0.00	0.00
<b>SCC:</b>	<b>9023</b>	<b>\$ 0.00</b>	<b>\$ 0.00</b>	<b>\$ 0.00</b>	<b>\$ 0.00</b>
499-9023	MISCELLANEOUS STATE GRANT FUND	0.00	0.00	0.00	12,497.09
<b>SCC:</b>	<b>9101</b>	<b>\$ 0.00</b>	<b>\$ 0.00</b>	<b>\$ 0.00</b>	<b>\$ 12,497.09</b>

Reporting Period: October 2023 (FY 2024)

11/1/23 3:24 PM

As Of Period: 10/31/2023

**LEXINGTON LOCAL SCHOOLS**  
**Revenue Account Summary**

Fund-SCC	Description	FYTDReceivable	FYTD Received	MTD Received	YTD Received
499-9101	STATE GRANT 2001 READING IMPROV.INCENT-CENTRA	\$ 0.00	\$ 0.00	\$ 0.00	\$ 0.00
<b>SCC: 9121</b>		<b>\$ 0.00</b>	<b>\$ 0.00</b>	<b>\$ 0.00</b>	<b>\$ 0.00</b>
499-9121	SCHOOL BUS PURCHASE PROGRAM	0.00	0.00	0.00	135,000.00
<b>SCC: 9122</b>		<b>\$ 0.00</b>	<b>\$ 0.00</b>	<b>\$ 0.00</b>	<b>\$ 135,000.00</b>
499-9122	SCHOOL BUS PURCHASE PROGRAM	0.00	0.00	0.00	0.00
<b>SCC: 9123</b>		<b>\$ 0.00</b>	<b>\$ 0.00</b>	<b>\$ 0.00</b>	<b>\$ 0.00</b>
499-9123	MISCELLANEOUS STATE GRANT FUND	0.00	0.00	0.00	0.00
<b>SCC: 9922</b>		<b>\$ 0.00</b>	<b>\$ 0.00</b>	<b>\$ 0.00</b>	<b>\$ 0.00</b>
499-9922	MISCELLANEOUS STATE GRANT FUND	0.00	0.00	0.00	0.00
<b>SCC: 9913</b>		<b>\$ 0.00</b>	<b>\$ 0.00</b>	<b>\$ 0.00</b>	<b>\$ 0.00</b>
506-9913	OHIO RESIDENT EDUCATOR PROGRAM	0.00	0.00	0.00	0.00
<b>SCC: 9914</b>		<b>\$ 0.00</b>	<b>\$ 0.00</b>	<b>\$ 0.00</b>	<b>\$ 0.00</b>
506-9914	OHIO RESIDENT EDUCATOR PROGRAM	0.00	0.00	0.00	0.00
<b>SCC: 0000</b>		<b>\$ 0.00</b>	<b>\$ 0.00</b>	<b>\$ 0.00</b>	<b>\$ 0.00</b>
507-0000	ELEMENTARY AND SECONDARY SCHOOL EMERGENCY RELIEF FUND	0.00	0.00	0.00	0.00
<b>SCC: 9021</b>		<b>\$ 0.00</b>	<b>\$ 0.00</b>	<b>\$ 0.00</b>	<b>\$ 0.00</b>
507-9021	ESSER FUNDING FY21	0.00	0.00	0.00	0.00
<b>SCC: 9022</b>		<b>\$ 0.00</b>	<b>\$ 0.00</b>	<b>\$ 0.00</b>	<b>\$ 0.00</b>
507-9022	ESSER ARP FUNDING	626,273.39	468,769.62	72,567.72	767,927.91
<b>SCC: 9023</b>		<b>\$ 626,273.39</b>	<b>\$ 468,769.62</b>	<b>\$ 72,567.72</b>	<b>\$ 767,927.91</b>
507-9023	ELEMENTARY AND SECONDARY SCHOOL EMERGENCY RELIEF FUND	0.00	0.00	0.00	0.00
<b>SCC: 9921</b>		<b>\$ 0.00</b>	<b>\$ 0.00</b>	<b>\$ 0.00</b>	<b>\$ 0.00</b>
507-9921	ESSER II FUNDING	0.00	0.00	0.00	13,921.15



Reporting Period: October 2023 (FY 2024)  
 As Of Period: 10/31/2023

11/1/23 3:24 PM

**LEXINGTON LOCAL SCHOOLS**  
**Revenue Account Summary**

Fund-SCC	Description	FYTDReceivable	FYTD Received	MTD Received	YTD Received
<b>SCC:</b>	<b>9021</b>	<b>\$ 0.00</b>	<b>\$ 0.00</b>	<b>\$ 0.00</b>	<b>\$ 13,921.15</b>
510-9021	CRF FUNDING FY21	\$ 0.00	\$ 0.00	\$ 0.00	\$ 0.00
		<b>\$ 0.00</b>	<b>\$ 0.00</b>	<b>\$ 0.00</b>	<b>\$ 0.00</b>
<b>SCC:</b>	<b>9020</b>				
516-9020	IDEA-B SPECIAL EDUCATION FY20	0.00	0.00	0.00	0.00
		<b>\$ 0.00</b>	<b>\$ 0.00</b>	<b>\$ 0.00</b>	<b>\$ 0.00</b>
<b>SCC:</b>	<b>9021</b>				
516-9021	IDEA-B SPECIAL EDUCATION FY21	0.00	0.00	0.00	0.00
		<b>\$ 0.00</b>	<b>\$ 0.00</b>	<b>\$ 0.00</b>	<b>\$ 0.00</b>
<b>SCC:</b>	<b>9022</b>				
516-9022	IDEA-B SPECIAL EDUCATION FY22	0.00	0.00	0.00	0.00
		<b>\$ 0.00</b>	<b>\$ 0.00</b>	<b>\$ 0.00</b>	<b>\$ 0.00</b>
<b>SCC:</b>	<b>9023</b>				
516-9023	IDEA PART B GRANTS	0.00	0.00	0.00	306,111.63
		<b>\$ 0.00</b>	<b>\$ 0.00</b>	<b>\$ 0.00</b>	<b>\$ 306,111.63</b>
<b>SCC:</b>	<b>9024</b>				
516-9024	IDEA PART B GRANTS	548,857.90	148,690.07	82,661.06	148,690.07
		<b>\$ 548,857.90</b>	<b>\$ 148,690.07</b>	<b>\$ 82,661.06</b>	<b>\$ 148,690.07</b>
<b>SCC:</b>	<b>9922</b>				
516-9922	IDEA PART B GRANTS	0.00	0.00	0.00	0.00
		<b>\$ 0.00</b>	<b>\$ 0.00</b>	<b>\$ 0.00</b>	<b>\$ 0.00</b>
<b>SCC:</b>	<b>9020</b>				
572-9020	TITLE I FY20	0.00	0.00	0.00	0.00
		<b>\$ 0.00</b>	<b>\$ 0.00</b>	<b>\$ 0.00</b>	<b>\$ 0.00</b>
<b>SCC:</b>	<b>9021</b>				
572-9021	TITLE I FY21	0.00	0.00	0.00	0.00
		<b>\$ 0.00</b>	<b>\$ 0.00</b>	<b>\$ 0.00</b>	<b>\$ 0.00</b>
<b>SCC:</b>	<b>9022</b>				
572-9022	TITLE I FY22	0.00	0.00	0.00	0.00
		<b>\$ 0.00</b>	<b>\$ 0.00</b>	<b>\$ 0.00</b>	<b>\$ 0.00</b>
<b>SCC:</b>	<b>9023</b>				
572-9023	TITLE I DISADVANTAGED CHILDREN	3,243.26	3,243.26	0.00	133,384.85
		<b>\$ 3,243.26</b>	<b>\$ 3,243.26</b>	<b>\$ 0.00</b>	<b>\$ 133,384.85</b>
<b>SCC:</b>	<b>9024</b>				
572-9024	TITLE I DISADVANTAGED CHILDREN	270,230.63	54,027.78	37,686.02	54,027.78
		<b>\$ 270,230.63</b>	<b>\$ 54,027.78</b>	<b>\$ 37,686.02</b>	<b>\$ 54,027.78</b>
<b>SCC:</b>	<b>9921</b>				
572-9921	EOEC	0.00	0.00	0.00	0.00

Reporting Period: October 2023 (FY 2024)  
 As Of Period: 10/31/2023

11/1/23 3:24 PM

**LEXINGTON LOCAL SCHOOLS**  
**Revenue Account Summary**

Fund-SCC	Description	FYTDReceivable	FYTD Received	MTD Received	YTD Received
<b>SCC:</b>	<b>9922</b>	<b>\$ 0.00</b>	<b>\$ 0.00</b>	<b>\$ 0.00</b>	<b>\$ 0.00</b>
572-9922	TITLE I DISADVANTAGED CHILDREN	\$ 0.00	\$ 0.00	\$ 0.00	\$ 0.00
		<b>\$ 0.00</b>	<b>\$ 0.00</b>	<b>\$ 0.00</b>	<b>\$ 0.00</b>
<b>SCC:</b>	<b>9923</b>				
572-9923	TITLE I DISADVANTAGED CHILDREN	0.00	0.00	0.00	1,783.65
		<b>\$ 0.00</b>	<b>\$ 0.00</b>	<b>\$ 0.00</b>	<b>\$ 1,783.65</b>
<b>SCC:</b>	<b>9022</b>				
584-9022	TITLE IV FY22	0.00	0.00	0.00	0.00
		<b>\$ 0.00</b>	<b>\$ 0.00</b>	<b>\$ 0.00</b>	<b>\$ 0.00</b>
<b>SCC:</b>	<b>9023</b>				
584-9023	TITLE IV, PART A, STUDENT SUPPORT AND ACADEMIC ENRICHMENT PROGRAMS	0.00	0.00	0.00	5,720.52
		<b>\$ 0.00</b>	<b>\$ 0.00</b>	<b>\$ 0.00</b>	<b>\$ 5,720.52</b>
<b>SCC:</b>	<b>9024</b>				
584-9024	TITLE IV, PART A, STUDENT SUPPORT AND ACADEMIC ENRICHMENT PROGRAMS	20,671.03	0.00	0.00	0.00
		<b>\$ 20,671.03</b>	<b>\$ 0.00</b>	<b>\$ 0.00</b>	<b>\$ 0.00</b>
<b>SCC:</b>	<b>9924</b>				
584-9924	TITLE IV, PART A, STUDENT SUPPORT AND ACADEMIC ENRICHMENT PROGRAMS	67,818.24	0.00	0.00	0.00
		<b>\$ 67,818.24</b>	<b>\$ 0.00</b>	<b>\$ 0.00</b>	<b>\$ 0.00</b>
<b>SCC:</b>	<b>9020</b>				
587-9020	EARLY CHILDHOOD SPECIAL EDUCATION IDEA FY20	0.00	0.00	0.00	0.00
		<b>\$ 0.00</b>	<b>\$ 0.00</b>	<b>\$ 0.00</b>	<b>\$ 0.00</b>
<b>SCC:</b>	<b>9021</b>				
587-9021	EARLY CHILDHOOD SPECIAL EDUCATION IDEA FY21	0.00	0.00	0.00	0.00
		<b>\$ 0.00</b>	<b>\$ 0.00</b>	<b>\$ 0.00</b>	<b>\$ 0.00</b>
<b>SCC:</b>	<b>9022</b>				
587-9022	EARLY CHILDHOOD SPECIAL EDUCATION IDEA FY22	0.00	0.00	0.00	0.00
		<b>\$ 0.00</b>	<b>\$ 0.00</b>	<b>\$ 0.00</b>	<b>\$ 0.00</b>
<b>SCC:</b>	<b>9023</b>				
587-9023	IDEA PRESCHOOL-HANDICAPPED	0.00	0.00	0.00	3,775.49
		<b>\$ 0.00</b>	<b>\$ 0.00</b>	<b>\$ 0.00</b>	<b>\$ 3,775.49</b>
<b>SCC:</b>	<b>9024</b>				
587-9024	IDEA PRESCHOOL-HANDICAPPED	24,547.56	229.94	0.00	229.94

Reporting Period: October 2023 (FY 2024)  
 As Of Period: 10/31/2023

11/1/23 3:24 PM

**LEXINGTON LOCAL SCHOOLS**  
**Revenue Account Summary**

Fund-SCC	Description	FYTDReceivable	FYTD Received	MTD Received	YTD Received
		<b>\$ 24,547.56</b>	<b>\$ 229.94</b>	<b>\$ 0.00</b>	<b>\$ 229.94</b>
<b>SCC:</b>	<b>9922</b>				
587-9922	IDEA PRESCHOOL-HANDICAPPED	\$ 0.00	\$ 0.00	\$ 0.00	\$ 0.00
		<b>\$ 0.00</b>	<b>\$ 0.00</b>	<b>\$ 0.00</b>	<b>\$ 0.00</b>
<b>SCC:</b>	<b>9923</b>				
587-9923	IDEA PRESCHOOL-HANDICAPPED	0.00	0.00	0.00	6,034.35
		<b>\$ 0.00</b>	<b>\$ 0.00</b>	<b>\$ 0.00</b>	<b>\$ 6,034.35</b>
<b>SCC:</b>	<b>9020</b>				
590-9020	TITLE II-A IMPROVING TEACHER QUALITY FY20	0.00	0.00	0.00	0.00
		<b>\$ 0.00</b>	<b>\$ 0.00</b>	<b>\$ 0.00</b>	<b>\$ 0.00</b>
<b>SCC:</b>	<b>9021</b>				
590-9021	TITLE II-A IMPROVING TEACHER QUALITY FY21	0.00	0.00	0.00	0.00
		<b>\$ 0.00</b>	<b>\$ 0.00</b>	<b>\$ 0.00</b>	<b>\$ 0.00</b>
<b>SCC:</b>	<b>9022</b>				
590-9022	TITLE II-A IMPROVING TEACHER QUALITY FY22	0.00	0.00	0.00	0.00
		<b>\$ 0.00</b>	<b>\$ 0.00</b>	<b>\$ 0.00</b>	<b>\$ 0.00</b>
<b>SCC:</b>	<b>9023</b>				
590-9023	IMPROVING TEACHER QUALITY	0.00	0.00	0.00	22,689.12
		<b>\$ 0.00</b>	<b>\$ 0.00</b>	<b>\$ 0.00</b>	<b>\$ 22,689.12</b>
<b>SCC:</b>	<b>9024</b>				
590-9024	IMPROVING TEACHER QUALITY	59,516.83	18,560.92	15,160.90	18,560.92
		<b>\$ 59,516.83</b>	<b>\$ 18,560.92</b>	<b>\$ 15,160.90</b>	<b>\$ 18,560.92</b>
<b>SCC:</b>	<b>9020</b>				
599-9020	TITLE IV FY20	0.00	0.00	0.00	0.00
		<b>\$ 0.00</b>	<b>\$ 0.00</b>	<b>\$ 0.00</b>	<b>\$ 0.00</b>
<b>SCC:</b>	<b>9021</b>				
599-9021	TITLE IV FY21	0.00	0.00	0.00	0.00
		<b>\$ 0.00</b>	<b>\$ 0.00</b>	<b>\$ 0.00</b>	<b>\$ 0.00</b>
<b>SCC:</b>	<b>9023</b>				
599-9023	MISCELLANEOUS FED. GRANT FUND	0.00	0.00	0.00	0.00
		<b>\$ 0.00</b>	<b>\$ 0.00</b>	<b>\$ 0.00</b>	<b>\$ 0.00</b>
<b>SCC:</b>	<b>9921</b>				
599-9921	RICHLAND COUNTY MOBILE HOT SPOT GRANT	0.00	0.00	0.00	0.00
		<b>\$ 0.00</b>	<b>\$ 0.00</b>	<b>\$ 0.00</b>	<b>\$ 0.00</b>
<b>SCC:</b>	<b>9922</b>				
599-9922	MISCELLANEOUS FED. GRANT FUND	0.00	0.00	0.00	0.00
		<b>\$ 0.00</b>	<b>\$ 0.00</b>	<b>\$ 0.00</b>	<b>\$ 0.00</b>

Reporting Period: October 2023 (FY 2024)

11/1/23 3:24 PM

As Of Period: 10/31/2023

**LEXINGTON LOCAL SCHOOLS**  
**Revenue Account Summary**

Fund-SCC	Description	FYTDReceivable	FYTD Received	MTD Received	YTD Received
SCC: 9923					
599-9923	MISCELLANEOUS FED. GRANT FUND	\$ 0.00	\$ 0.00	\$ 0.00	\$ 129,750.00
		<b>\$ 0.00</b>	<b>\$ 0.00</b>	<b>\$ 0.00</b>	<b>\$ 129,750.00</b>
<b>Grand Total</b>		<b>\$ 37,350,752.68</b>	<b>\$ 14,653,579.75</b>	<b>\$ 2,964,746.37</b>	<b>\$ 35,113,053.84</b>

Reporting Period: October 2023 (FY 2024)

11/1/23 3:24 PM

As Of Period: 10/31/2023

### LEXINGTON LOCAL SCHOOLS Appropriation Summary Report

Fund-SCC	Description	FYTD Appropriated	Prior Year Encumbrance	FYTD Expendable	FYTD Expended	MTD Expended	Encumbrance	Future Encumbrance	FYTD Unencumbered	Percent Expended/Encumbered
001-0000	GENERAL FUND	\$ 26,590,833.94	\$ 739,150.34	\$ 27,329,984.28	\$ 9,241,582.38	\$ 2,164,441.40	\$ 2,243,830.16	\$ 0.00	\$ 15,844,571.74	42.02 %
001-9412	GENERAL BUDGET RESERVE SET-ASIDE-1%/BWC	0.00	0.00	0.00	0.00	0.00	0.00	0.00	0.00	0.00
002-0000	BOND RETIREMENT FUND	3,131,594.96	0.00	3,131,594.96	2,155,341.66	0.00	889,778.13	0.00	86,475.17	97.24
003-0000	PERMANENT IMPROVEMENT FUND	751,829.99	28,584.00	780,413.99	393,662.81	20,395.64	325,199.12	0.00	61,552.06	92.11
004-0000	LFI BUILDING FUND	68,142.75	353,257.39	421,400.14	27,405.00	14,856.00	330,698.97	0.00	63,296.17	84.98
006-0000	FOOD SERVICE FUND	910,073.80	1,046.03	911,119.83	304,265.83	99,446.14	162,107.92	0.00	444,746.08	51.19
007-9100	LEXINGTON MINUTEMEN ACADEMIC SCHOLARSHIP FUND	15,000.00	4,050.00	19,050.00	0.00	0.00	3,000.00	0.00	16,050.00	15.75
007-9800	TERRY McCAMMON SCHOLARSHIP FUND	0.00	0.00	0.00	0.00	0.00	0.00	0.00	0.00	0.00
007-9801	MINUTEMAN ALUMNI SCHOLARSHIP FUND	0.00	0.00	0.00	0.00	0.00	0.00	0.00	0.00	0.00
007-9999	LEXINGTON SCHOOLS TRUST FUND	0.00	0.00	0.00	0.00	0.00	0.00	0.00	0.00	0.00
010-0000	CLASSROOM FACILITIES CONSTRUCTION FUND	92,114.92	581,641.28	673,756.20	171,816.00	7,965.00	365,159.83	0.00	136,780.37	79.70
018-9100	HIGH SCHOOL PRINCIPAL'S FUND	6,200.00	49.48	6,249.48	1,178.87	160.37	3,071.13	0.00	1,999.48	68.01
018-9101	HIGH SCHOOL FLOWER FUND	0.00	0.00	0.00	0.00	0.00	0.00	0.00	0.00	0.00
018-9200	JUNIOR HIGH PRINCIPAL'S FUND	1,500.00	130.50	1,630.50	45.00	45.00	375.00	0.00	1,210.50	25.76
018-9300	EASTERN PRINCIPAL'S FUND	7,000.00	534.40	7,534.40	582.92	130.00	1,222.98	0.00	5,728.50	23.97
018-9301	EASTERN ELEMENTARY BOOKFAIR/BOXTOPS FUND	4,000.00	1,000.00	5,000.00	987.01	338.67	4,012.99	0.00	0.00	100.00
018-9302	EASTERN ELEMENTARY MATH	0.00	0.00	0.00	0.00	0.00	0.00	0.00	0.00	0.00
018-9303	EASTERN RUN	1,000.00	204.86	1,204.86	1,104.85	948.96	189.15	0.00	(89.14)	107.40

Reporting Period: October 2023 (FY 2024)

11/1/23 3:24 PM

As Of Period: 10/31/2023

### LEXINGTON LOCAL SCHOOLS Appropriation Summary Report

Fund-SCC	Description	FYTD Appropriated	Prior Year Encumbrance	FYTD Expendable	FYTD Expended	MTD Expended	Encumbrance	Future Encumbrance	FYTD Unencumbered	Percent Expended/Encumbered
018-9400	CLUB									
018-9400	CENTRAL PRINCIPAL'S FUND	\$ 3,600.00	\$ 1,042.21	\$ 4,642.21	\$ 104.95	\$ 0.00	\$ 895.05	\$ 0.00	\$ 3,642.21	21.54 %
018-9401	CENTRAL ELEMENTARY BOOKFAIR FUND	5,000.00	0.00	5,000.00	0.00	0.00	0.00	0.00	5,000.00	0.00
018-9402	CENTRAL ELEMENTARY ART	250.00	0.00	250.00	0.00	0.00	0.00	0.00	250.00	0.00
018-9500	WESTERN PRINCIPAL'S FUND	3,600.00	448.50	4,048.50	651.70	91.00	271.50	0.00	3,125.30	22.80
018-9501	WESTERN ELEMENTARY BOOKFAIR/BOXTOP S FUND	4,700.00	0.00	4,700.00	0.00	0.00	0.00	0.00	4,700.00	0.00
018-9502	HIGH SCHOOL ACADEMIC BOOSTERS FUND	0.00	0.00	0.00	0.00	0.00	0.00	0.00	0.00	0.00
018-9503	WESTERN ELEMENTARY ART	812.30	0.00	812.30	0.00	0.00	0.00	0.00	812.30	0.00
018-9602	JUNIOR HIGH ACADEMIC BOOSTERS FUND	0.00	0.00	0.00	0.00	0.00	0.00	0.00	0.00	0.00
018-9901	JUNIOR HIGH TEACHER ADVISORY FUND	95.30	0.00	95.30	0.00	0.00	0.00	0.00	95.30	0.00
019-9001	ACADEMIC BOOSTERS GRANTS	0.00	0.00	0.00	0.00	0.00	0.00	0.00	0.00	0.00
019-9121	CENTRAL ELEMENTARY PTO GRANTS	1,500.00	0.00	1,500.00	0.00	0.00	0.00	0.00	1,500.00	0.00
019-9122	EASTERN ELEMENTARY PTO GRANTS	1,500.00	0.00	1,500.00	0.00	0.00	0.00	0.00	1,500.00	0.00
019-9123	WESTERN ELEMENTARY PTO GRANTS	1,500.00	0.00	1,500.00	0.00	0.00	0.00	0.00	1,500.00	0.00
019-9200	RICHLAND COUNTY FOUNDATION GRANT PLAYGROUND	200.00	0.00	200.00	0.00	0.00	200.00	0.00	0.00	100.00
019-9201	RICHLAND COUNTY FOUNDATION GRANT CENTRAL PRID	0.00	0.00	0.00	0.00	0.00	0.00	0.00	0.00	0.00
019-9202	RICHLAND COUNTY FOUNDATION GRANT-HENSEL FY15	0.00	0.00	0.00	0.00	0.00	0.00	0.00	0.00	0.00

Reporting Period: October 2023 (FY 2024)

11/1/23 3:24 PM

As Of Period: 10/31/2023

**LEXINGTON LOCAL SCHOOLS  
Appropriation Summary Report**

Fund-SCC	Description	FYTD Appropriated	Prior Year Encumbrance	FYTD Expendable	FYTD Expended	MTD Expended	Encumbrance	Future Encumbrance	FYTD Unencumbered	Percent Expended/Encumbered
019-9204	RICHLAND COUNTY FOUNDATION GRANT-PELPHREY 15	\$ 0.00	\$ 0.00	\$ 0.00	\$ 0.00	\$ 0.00	\$ 0.00	\$ 0.00	\$ 0.00	0.00 %
019-9205	RICHLAND CO FOUNDATION GRANT-STAINED GLASS 16	0.00	0.00	0.00	0.00	0.00	0.00	0.00	0.00	0.00
019-9206	RICHLAND CO FOUNDATION GRANT-SEASONAL SCIE 16	0.00	0.00	0.00	0.00	0.00	0.00	0.00	0.00	0.00
019-9207	RICHLAND CO FOUNDATION-S CORE COMMON CORE 16	0.00	0.00	0.00	0.00	0.00	0.00	0.00	0.00	0.00
019-9208	RICHLAND CO FOUND-BUILD A COMM OF READERS	0.00	0.00	0.00	0.00	0.00	0.00	0.00	0.00	0.00
019-9209	RICH CO FOUND-LEARN TO READ FOR A LIFETIME	0.00	0.00	0.00	0.00	0.00	0.00	0.00	0.00	0.00
019-9210	RICH CO FOUND-MULTI-SENS APPROACH TO LEARNING	0.00	0.00	0.00	0.00	0.00	0.00	0.00	0.00	0.00
019-9211	RICH CO FOUND-BEE AWARENESS	0.00	0.00	0.00	0.00	0.00	0.00	0.00	0.00	0.00
019-9212	RICH CO FOUND-DONT LET THE PIGEON STOP TALK	0.00	0.00	0.00	0.00	0.00	0.00	0.00	0.00	0.00
019-9213	RICH CO FOUND-BRAIN GAMES 5.0	0.00	0.00	0.00	0.00	0.00	0.00	0.00	0.00	0.00
019-9214	RICH CO FOUND-TALKING SENSE TO OUR NUMBERS	0.00	0.00	0.00	0.00	0.00	0.00	0.00	0.00	0.00
019-9215	RICH CO FOUND-SEE THE CIVILIZATION	0.00	0.00	0.00	0.00	0.00	0.00	0.00	0.00	0.00
019-9216	RICH CO FOUND-SCIENCE OLYMPIAD	0.00	0.00	0.00	0.00	0.00	0.00	0.00	0.00	0.00
019-9217	RICH CO FOUND-KICK BACK WITH CLASSICS	0.00	0.00	0.00	0.00	0.00	0.00	0.00	0.00	0.00
019-9218	RICH CO FOUND-WRITE STUFF STEAM KIT	0.00	0.00	0.00	0.00	0.00	0.00	0.00	0.00	0.00

**LEXINGTON LOCAL SCHOOLS  
Appropriation Summary Report**

Fund-SCC	Description	FYTD Appropriated	Prior Year Encumbrance	FYTD Expendable	FYTD Expended	MTD Expended	Encumbrance	Future Encumbrance	FYTD Unencumbered	Percent Expended/Encumbered
019-9219	RICH CO FOUND-CLASSROOM LIBRARY	\$ 0.00	\$ 0.00	\$ 0.00	\$ 0.00	\$ 0.00	\$ 0.00	\$ 0.00	\$ 0.00	0.00 %
019-9220	RICH CO FOUND-LEGOS AND BUILDING BLOCKS	0.00	0.00	0.00	0.00	0.00	0.00	0.00	0.00	0.00
019-9221	RICH CO FOUND-SCIENCE DISCOVERY BINS	0.00	0.00	0.00	0.00	0.00	0.00	0.00	0.00	0.00
019-9222	RICH CO FOUND-ONE BIG HAPPY FAMILY	0.00	0.00	0.00	0.00	0.00	0.00	0.00	0.00	0.00
019-9223	RICH CO FOUND-MAKER MAVEN STEM	0.00	0.00	0.00	0.00	0.00	0.00	0.00	0.00	0.00
019-9224	RICH CO FOUND-STEM SNAP CIRCUITS	0.00	0.00	0.00	0.00	0.00	0.00	0.00	0.00	0.00
019-9225	RICH CO FOUND GRANT-STEM MATERIALS SNAP CIRCUITS	0.00	0.00	0.00	0.00	0.00	0.00	0.00	0.00	0.00
019-9226	RICH CO FOUND GRANT-SCIENCE ENRICH FIELD TRIP	0.00	0.00	0.00	0.00	0.00	0.00	0.00	0.00	0.00
019-9227	RICH CO FOUND GRANT-CAREER BOOKS AND ACTIVITIES	0.00	0.00	0.00	0.00	0.00	0.00	0.00	0.00	0.00
019-9228	RICH CO FOUND GRANT-SOCIAL STUDIES MAKERSPACE	0.00	0.00	0.00	0.00	0.00	0.00	0.00	0.00	0.00
019-9229	RICHLAND CO FOUND GRANT-SCIENCE LAB ACTIVITY REVITALIZATION	1,322.53	0.00	1,322.53	1,280.22	0.00	42.31	0.00	0.00	100.00
019-9230	RICHLAND CO FOUND GRANT-STEAMTASTIC LEARNING	1,491.87	0.00	1,491.87	1,490.33	0.00	0.00	0.00	1.54	99.90
019-9231	RICHLAND CO FOUND GRANT-SOCIAL STUDIES BOARD GAME STUDIO	1,413.47	0.00	1,413.47	1,277.00	0.00	136.47	0.00	0.00	100.00
019-9232	RICHLAND CO FOUND GRANT-	1,046.05	0.00	1,046.05	0.00	0.00	1,046.05	0.00	0.00	100.00



**LEXINGTON LOCAL SCHOOLS  
Appropriation Summary Report**

Fund-SCC	Description	FYTD Appropriated	Prior Year Encumbrance	FYTD Expendable	FYTD Expended	MTD Expended	Encumbrance	Future Encumbrance	FYTD Unencumbered	Percent Expended/Encumbered
019-9233	MARVELOUS MATHEMATICAL THINKING RICHLAND CO FOUND GRANT-FOOTPRINT IMPRESSION LAB PROJECT	\$ 1,480.00	\$ 0.00	\$ 1,480.00	\$ 0.00	\$ 0.00	\$ 0.00	\$ 0.00	\$ 1,480.00	0.00 %
019-9234	RICHLAND CO FOUND GRANT-CIRCUIT CRAZE	1,184.63	0.00	1,184.63	1,154.64	1,154.64	29.99	0.00	0.00	100.00
019-9235	RICHLAND CO FOUND GRANT-NOVELS IN VERSE BOOK CLUB	1,075.65	0.00	1,075.65	1,063.30	1,063.30	0.00	0.00	12.35	98.85
019-9236	RICHLAND CO FOUND GRANT-CODING EXPRESS BY LEGO EDUCATION	250.00	0.00	250.00	0.00	0.00	0.00	0.00	250.00	0.00
019-9301	RICH CO FOUND/SECO ROBOTICS GRANT (HEIMANN)	31.72	0.00	31.72	0.00	0.00	0.00	0.00	31.72	0.00
019-9302	RICH CO RETIRED TEACHERS ASSOC	150.00	0.00	150.00	0.00	0.00	0.00	0.00	150.00	0.00
019-9303	OHIO POWER GRANT (BERRY)	0.00	0.00	0.00	0.00	0.00	0.00	0.00	0.00	0.00
019-9304	RICHLAND CO RETIRED TEACHERS - HS ENGLISH	200.00	0.00	200.00	0.00	0.00	0.00	0.00	200.00	0.00
019-9305	OTHER GRANT	500.00	0.00	500.00	0.00	0.00	0.00	0.00	500.00	0.00
019-9500	DOLLAR GENERAL LIT FOUND - YOUTH LIT FY16	0.00	0.00	0.00	0.00	0.00	0.00	0.00	0.00	0.00
019-9502	RICHLAND CO HMG SENSORY GRANT	0.00	0.00	0.00	0.00	0.00	0.00	0.00	0.00	0.00
019-9616	WALMART TEACHER OF THE YEAR-DANIELLE SAVAGE	0.00	0.00	0.00	0.00	0.00	0.00	0.00	0.00	0.00
022-9601	OHSAA TOURNAMENT AGENCY FUND	0.00	0.00	0.00	0.00	0.00	0.00	0.00	0.00	0.00
024-0000	EMPLOYEE BENEFITS FUND FOR	5,637,051.47	303,613.65	5,940,665.12	2,296,075.83	706,635.80	82,304.79	0.00	3,562,284.50	40.04

**LEXINGTON LOCAL SCHOOLS  
Appropriation Summary Report**

Fund-SCC	Description	FYTD Appropriated	Prior Year Encumbrance	FYTD Expendable	FYTD Expended	MTD Expended	Encumbrance	Future Encumbrance	FYTD Unencumbered	Percent Expended/Encumbered
034-0000	MEDICAL/DENTAL OFCC PROJECT MAINTENANCE FUND	\$ 95,000.00	\$ 0.00	\$ 95,000.00	\$ 1,218.89	\$ 0.00	\$ 0.00	\$ 0.00	\$ 93,781.11	1.28 %
200-9101	HIGH SCHOOL ART CLUB	0.00	0.00	0.00	0.00	0.00	0.00	0.00	0.00	0.00
200-9102	HIGH SCHOOL DRAMA CLUB	7,500.00	1,658.50	9,158.50	5,080.19	0.00	2,445.00	0.00	1,633.31	82.17
200-9103	HIGH SCHOOL MATH CLUB	0.00	0.00	0.00	0.00	0.00	0.00	0.00	0.00	0.00
200-9104	HIGH SCHOOL LEADERSHIP COUNCIL	0.00	0.00	0.00	0.00	0.00	0.00	0.00	0.00	0.00
200-9105	HIGH SCHOOL FRENCH CLUB	0.00	0.00	0.00	0.00	0.00	0.00	0.00	0.00	0.00
200-9107	HIGH SCHOOL SPANISH CLUB	0.00	0.00	0.00	0.00	0.00	200.00	0.00	(200.00)	0.00
200-9108	HIGH SCHOOL LEO CLUB	500.00	601.14	1,101.14	151.84	46.84	453.16	0.00	496.14	54.94
200-9114	HIGH SCHOOL STUDENT COUNCIL FUND	4,200.00	0.00	4,200.00	2,966.12	492.64	1,033.88	0.00	200.00	95.24
200-9115	HIGH SCHOOL KEY CLUB	1,500.00	0.59	1,500.59	0.00	0.00	1,320.00	0.00	180.59	87.97
200-9116	HIGH SCHOOL CHESS CLUB	144.46	0.00	144.46	0.00	0.00	0.00	0.00	144.46	0.00
200-9119	HIGH SCHOOL YEARBOOK FUND	22,000.00	3,959.60	25,959.60	54.73	0.00	4,104.87	0.00	21,800.00	16.02
200-9120	HIGH SCHOOL JOURNALISM FUND	0.00	0.00	0.00	0.00	0.00	0.00	0.00	0.00	0.00
200-9121	HIGH SCHOOL NATIONAL HONOR SOCIETY	5,500.00	0.00	5,500.00	385.00	0.00	730.00	0.00	4,385.00	20.27
200-9160	HIGH SCHOOL GERMAN CLUB	0.00	0.00	0.00	0.00	0.00	0.00	0.00	0.00	0.00
200-9201	JUNIOR HIGH ART CLUB	1,000.00	0.00	1,000.00	0.00	0.00	0.00	0.00	1,000.00	0.00
200-9204	JUNIOR HIGH STUDENT COUNCIL FUND	1,500.00	0.00	1,500.00	0.00	0.00	300.00	0.00	1,200.00	20.00
200-9205	JUNIOR HIGH LIBRARY CLUB	0.00	0.00	0.00	0.00	0.00	0.00	0.00	0.00	0.00
200-9301	EASTERN ELEMENTARY STUDENT ACTIVITY FUND	3,500.00	0.00	3,500.00	0.00	0.00	0.00	0.00	3,500.00	0.00
200-9302	EASTERN ELEMENTARY	500.00	0.00	500.00	0.00	0.00	0.00	0.00	500.00	0.00

### LEXINGTON LOCAL SCHOOLS Appropriation Summary Report

Fund-SCC	Description	FYTD Appropriated	Prior Year Encumbrance	FYTD Expendable	FYTD Expended	MTD Expended	Encumbrance	Future Encumbrance	FYTD Unencumbered	Percent Expended/Encumbered
	ROBOTICS FUND									
200-9401	CENTRAL ELEMENTARY STUDENT ACTIVITY FUND	\$ 0.00	\$ 0.00	\$ 0.00	\$ 0.00	\$ 0.00	\$ 0.00	\$ 0.00	\$ 0.00	0.00 %
200-9611	HIGH SCHOOL INFORMED TEENS FUND	500.00	0.00	500.00	0.00	0.00	200.00	0.00	300.00	40.00
200-9612	JUNIOR HIGH INFORMED TEENS FUND	500.00	500.00	1,000.00	0.00	0.00	100.00	0.00	900.00	10.00
300-9106	HIGH SCHOOL INTRAMURALS	0.00	0.00	0.00	0.00	0.00	0.00	0.00	0.00	0.00
300-9115	JAZZ BAND	757.62	0.00	757.62	0.00	0.00	0.00	0.00	757.62	0.00
300-9116	CHOIR	1,000.00	0.00	1,000.00	0.00	0.00	0.00	0.00	1,000.00	0.00
300-9206	JUNIOR HIGH PHYS ED DEPARTMENT FUND	1,000.00	0.00	1,000.00	0.00	0.00	1,200.00	0.00	(200.00)	120.00
300-9210	JR HIGH INSTRUMENTAL	0.00	0.00	0.00	0.00	0.00	0.00	0.00	0.00	0.00
300-9600	ATHLETIC FUND	256,390.00	1,046.94	257,436.94	137,692.99	15,206.93	114,754.13	0.00	4,989.82	98.06
300-9601	ATHLETIC CAPITAL FUND	50,000.00	26,274.44	76,274.44	7,540.00	0.00	19,965.00	0.00	48,769.44	36.06
300-9602	ORCHESTRA	0.00	0.00	0.00	0.00	0.00	0.00	0.00	0.00	0.00
300-9603	ELEMENTARY MUSIC	0.00	0.00	0.00	0.00	0.00	0.00	0.00	0.00	0.00
300-9605	BAND	0.00	0.00	0.00	0.00	0.00	0.00	0.00	0.00	0.00
451-9020	Network Connectivity FY 2020	0.00	0.00	0.00	0.00	0.00	0.00	0.00	0.00	0.00
451-9021	Network Connectivity FY 2021	0.00	0.00	0.00	0.00	0.00	0.00	0.00	0.00	0.00
451-9022	Network Connectivity FY2022	0.00	0.00	0.00	0.00	0.00	0.00	0.00	0.00	0.00
451-9023	DATA COMMUNICATION FUND	9,000.00	0.00	9,000.00	230.50	0.00	0.00	0.00	8,769.50	2.56
451-9024	DATA COMMUNICATION FUND	0.00	0.00	0.00	9,000.00	0.00	0.00	0.00	(9,000.00)	0.00
451-9922	Emergency Connectivity FY2022	0.00	0.00	0.00	0.00	0.00	0.00	0.00	0.00	0.00
467-0000	STUDENT WELLNESS AND SUCCESS FUND	0.00	0.00	0.00	0.00	0.00	0.00	0.00	0.00	0.00
499-9020	SCHOOL SAFETY	0.00	0.00	0.00	0.00	0.00	0.00	0.00	0.00	0.00

### LEXINGTON LOCAL SCHOOLS Appropriation Summary Report

Fund-SCC	Description	FYTD Appropriated	Prior Year Encumbrance	FYTD Expendable	FYTD Expended	MTD Expended	Encumbrance	Future Encumbrance	FYTD Unencumbered	Percent Expended/Encumbered
	GRANT FY20									
499-9021	SCHOOL SAFETY GRANT FY21	\$ 0.00	\$ 0.00	\$ 0.00	\$ 0.00	\$ 0.00	\$ 0.00	\$ 0.00	\$ 0.00	0.00 %
499-9022	SCHOOL SAFETY GRANT FY22	0.00	0.00	0.00	0.00	0.00	0.00	0.00	0.00	0.00
499-9023	MISCELLANEOUS STATE GRANT FUND	0.00	0.00	0.00	0.00	0.00	0.00	0.00	0.00	0.00
499-9101	STATE GRANT 2001 READING IMPROV.INCENT-	0.00	0.00	0.00	0.00	0.00	0.00	0.00	0.00	0.00
499-9121	SCHOOL BUS PURCHASE PROGRAM	0.00	0.00	0.00	0.00	0.00	0.00	0.00	0.00	0.00
499-9122	SCHOOL BUS PURCHASE PROGRAM	0.00	0.00	0.00	0.00	0.00	0.00	0.00	0.00	0.00
499-9123	MISCELLANEOUS STATE GRANT FUND	0.00	0.00	0.00	0.00	0.00	0.00	0.00	0.00	0.00
499-9922	MISCELLANEOUS STATE GRANT FUND	0.00	0.00	0.00	0.00	0.00	0.00	0.00	0.00	0.00
506-9913	OHIO RESIDENT EDUCATOR PROGRAM	0.00	0.00	0.00	0.00	0.00	0.00	0.00	0.00	0.00
506-9914	OHIO RESIDENT EDUCATOR PROGRAM	0.00	0.00	0.00	0.00	0.00	0.00	0.00	0.00	0.00
507-0000	ELEMENTARY AND SECONDARY SCHOOL EMERGENCY RELIEF FUND	0.00	0.00	0.00	0.00	0.00	0.00	0.00	0.00	0.00
507-9021	ESSER FUNDING FY21	0.00	0.00	0.00	0.00	0.00	0.00	0.00	0.00	0.00
507-9022	ESSER ARP FUNDING	390,884.29	23,874.77	414,759.06	311,368.18	72,639.67	397,049.01	0.00	(293,658.13)	170.80
507-9023	ELEMENTARY AND SECONDARY SCHOOL EMERGENCY RELIEF FUND	0.00	0.00	0.00	0.00	0.00	0.00	0.00	0.00	0.00
507-9921	ESSER II FUNDING	0.00	0.00	0.00	0.00	0.00	0.00	0.00	0.00	0.00
510-9021	CRF FUNDING FY21	0.00	0.00	0.00	0.00	0.00	0.00	0.00	0.00	0.00
516-9020	IDEA-B SPECIAL EDUCATION FY20	0.00	0.00	0.00	0.00	0.00	0.00	0.00	0.00	0.00
516-9021	IDEA-B SPECIAL	0.00	0.00	0.00	0.00	0.00	0.00	0.00	0.00	0.00

**LEXINGTON LOCAL SCHOOLS**  
**Appropriation Summary Report**

Fund-SCC	Description	FYTD Appropriated	Prior Year Encumbrance	FYTD Expendable	FYTD Expended	MTD Expended	Encumbrance	Future Encumbrance	FYTD Unencumbered	Percent Expended/Encumbered
	EDUCATION FY21									
516-9022	IDEA-B SPECIAL EDUCATION FY22	\$ 3,999.56	\$ 0.00	\$ 3,999.56	\$ 0.00	\$ 0.00	\$ 0.00	\$ 0.00	\$ 3,999.56	0.00 %
516-9023	IDEA PART B GRANTS	544,858.34	0.00	544,858.34	0.00	0.00	0.00	0.00	544,858.34	0.00
516-9024	IDEA PART B GRANTS	0.00	0.00	0.00	196,743.63	76,049.49	880,608.20	0.00	(1,077,351.83)	0.00
516-9922	IDEA PART B GRANTS	0.00	0.00	0.00	0.00	0.00	0.00	0.00	0.00	0.00
572-9020	TITLE I FY20	0.00	0.00	0.00	0.00	0.00	0.00	0.00	0.00	0.00
572-9021	TITLE I FY21	0.00	0.00	0.00	0.00	0.00	0.00	0.00	0.00	0.00
572-9022	TITLE I FY22	6,667.10	0.00	6,667.10	0.00	0.00	0.00	0.00	6,667.10	0.00
572-9023	TITLE I DISADVANTAGED CHILDREN	252,080.51	2,699.37	254,779.88	0.00	0.00	0.00	0.00	254,779.88	0.00
572-9024	TITLE I DISADVANTAGED CHILDREN	0.00	0.00	0.00	56,512.56	24,715.96	334.95	0.00	(56,847.51)	0.00
572-9921	EOEC	0.00	0.00	0.00	0.00	0.00	0.00	0.00	0.00	0.00
572-9922	TITLE I DISADVANTAGED CHILDREN	7,000.00	0.00	7,000.00	0.00	0.00	0.00	0.00	7,000.00	0.00
572-9923	TITLE I DISADVANTAGED CHILDREN	1,783.65	0.00	1,783.65	0.00	0.00	0.00	0.00	1,783.65	0.00
584-9022	TITLE IV FY22	0.00	0.00	0.00	0.00	0.00	0.00	0.00	0.00	0.00
584-9023	TITLE IV, PART A, STUDENT SUPPORT AND ACADEMIC ENRICHMENT PROGRAMS	0.00	0.00	0.00	0.00	0.00	0.00	0.00	0.00	0.00
584-9024	TITLE IV, PART A, STUDENT SUPPORT AND ACADEMIC ENRICHMENT PROGRAMS	20,671.03	0.00	20,671.03	0.00	0.00	0.00	0.00	20,671.03	0.00
584-9924	TITLE IV, PART A, STUDENT SUPPORT AND ACADEMIC ENRICHMENT PROGRAMS	67,818.24	0.00	67,818.24	0.00	0.00	67,818.24	0.00	0.00	100.00
587-9020	EARLY CHILDHOOD SPECIAL EDUCATION IDEA FY20	0.00	0.00	0.00	0.00	0.00	0.00	0.00	0.00	0.00
587-9021	EARLY CHILDHOOD SPECIAL	0.00	0.00	0.00	0.00	0.00	0.00	0.00	0.00	0.00

Reporting Period: October 2023 (FY 2024)

11/1/23 3:24 PM

As Of Period: 10/31/2023

### LEXINGTON LOCAL SCHOOLS Appropriation Summary Report

Fund-SCC	Description	FYTD Appropriated	Prior Year Encumbrance	FYTD Expendable	FYTD Expended	MTD Expended	Encumbrance	Future Encumbrance	FYTD Unencumbered	Percent Expended/Encumbered
	EDUCATION IDEA FY21									
587-9022	EARLY CHILDHOOD SPECIAL EDUCATION IDEA FY22	\$ 0.00	\$ 0.00	\$ 0.00	\$ 0.00	\$ 0.00	\$ 0.00	\$ 0.00	\$ 0.00	0.00 %
587-9023	IDEA PRESCHOOL- HANDICAPPED	0.00	2,690.00	2,690.00	0.00	0.00	0.00	0.00	2,690.00	0.00
587-9024	IDEA PRESCHOOL- HANDICAPPED	21,857.56	0.00	21,857.56	229.94	0.00	16,056.50	0.00	5,571.12	74.51
587-9922	IDEA PRESCHOOL- HANDICAPPED	0.00	0.00	0.00	0.00	0.00	0.00	0.00	0.00	0.00
587-9923	IDEA PRESCHOOL- HANDICAPPED	0.00	0.00	0.00	0.00	0.00	0.00	0.00	0.00	0.00
590-9020	TITLE II-A IMPROVING TEACHER QUALITY FY20	0.00	0.00	0.00	0.00	0.00	0.00	0.00	0.00	0.00
590-9021	TITLE II-A IMPROVING TEACHER QUALITY FY21	0.00	0.00	0.00	0.00	0.00	0.00	0.00	0.00	0.00
590-9022	TITLE II-A IMPROVING TEACHER QUALITY FY22	0.00	0.00	0.00	0.00	0.00	0.00	0.00	0.00	0.00
590-9023	IMPROVING TEACHER QUALITY	0.00	0.00	0.00	0.00	0.00	0.00	0.00	0.00	0.00
590-9024	IMPROVING TEACHER QUALITY	59,516.83	0.00	59,516.83	19,504.22	9,752.11	0.00	0.00	40,012.61	32.77
599-9020	TITLE IV FY20	0.00	0.00	0.00	0.00	0.00	0.00	0.00	0.00	0.00
599-9021	TITLE IV FY21	0.00	0.00	0.00	0.00	0.00	0.00	0.00	0.00	0.00
599-9023	MISCELLANEOUS FED. GRANT FUND	0.00	0.00	0.00	0.00	0.00	0.00	0.00	0.00	0.00
599-9921	RICHLAND COUNTY MOBILE HOT SPOT GRANT	0.00	0.00	0.00	0.00	0.00	0.00	0.00	0.00	0.00
599-9922	MISCELLANEOUS FED. GRANT FUND	0.00	0.00	0.00	0.00	0.00	0.00	0.00	0.00	0.00
599-9923	MISCELLANEOUS FED. GRANT FUND	851.97	38,420.80	39,272.77	39,272.77	(8,062.28)	841.60	0.00	(841.60)	102.14
<b>Grand Total</b>		<b>\$ 39,089,226.51</b>	<b>\$ 2,116,478.79</b>	<b>\$ 41,205,705.30</b>	<b>\$ 15,389,021.86</b>	<b>\$ 3,208,513.28</b>	<b>\$ 5,923,086.08</b>	<b>\$ 0.00</b>	<b>\$ 19,893,597.36</b>	