

LEXINGTON LOCAL SCHOOLS



FINANCIAL REPORT
FOR THE PERIOD ENDING
OCTOBER 31, 2021

PREPARED BY
JASON WHITESEL, TREASURER

Gross Depository Balances:

Richland Bank MMA 5719	\$6,093,098.06
Richland Bank Sweep Acct 3520	\$1,106,462.65
Richland Bank General Acct 0580	\$300,200.00
Richland Bank Anthem Sweep 3523	\$1,141,952.00
Richland Bank EE Benefits 3180	\$0.00
Richland Bank Payroll Acct 9780	\$3,954.63
Richland Bank Athletic Acct 3280	\$3,800.00

Total Depository Balances (Gross)		\$8,649,467.34
-----------------------------------	--	----------------

Adjustments to Bank Balance:

Cash in Transit to Bank	\$3,264.00
Outstanding Checks	(\$220,765.75)
Adjustments:	
Outstanding Vision Adjustment	\$3.10
SERS Adjustment	\$3.00
Municipal Income Tax Deduction	(\$600.64)

Total Adjustments to Bank Balance		(\$218,096.29)
-----------------------------------	--	----------------

Investments:

Treasury Bonds and Notes	\$22,492,555.51
Certificate of Deposits	\$3,069,000.00
Other Securities	\$0.00
Other Investments:	
Richland Bank MMA 5750	\$234,801.28
Richland Bank MMA R252	\$6,988,308.11
Richland Bank MMA/Savings R252	\$248,000.00
Commercial Paper R252	\$7,195,718.50

Total Investments		\$40,228,383.40
-------------------	--	-----------------

Cash on Hand:

Petty Cash:	
Treasurer's Office	\$100.00
High School	\$50.00
Junior High School	\$50.00
Eastern, Central, Western	\$200.00
Change Cash:	
Athletic Change	\$3,000.00
Cafeteria Change	\$333.00
Junior High School	\$100.00
Cash with Fiscal Agent	\$0.00

Total Cash on Hand		\$3,833.00
--------------------	--	------------

Total Balances		\$48,663,587.45
----------------	--	-----------------

October 01, 2021 through October 31, 2021

Account Name : Lexington Local SD Managing Agency

Account No : 5750

Summary Of Investment Holdings

Quantity	Description			Unit Value	Market Value	Tax Cost	Estimated Ann Inc	Yield To Mkt
<u>Money Markets - Taxable</u>								
234,801.28	Northern Instl Government Select Portfolio			1.0000	234,801.28	234,801.28	70.44	0.03%
Totals					234,801.28	234,801.28	70.44	0.03%
<u>Marketable CDs</u>								
200,000	BMW Bank North America	3.050%	12/28/2021	100.4965	200,993.00	200,000.00	6,100.00	3.03%
100,000	Medallion Bank UT	3.050%	01/10/2022	100.5951	100,595.10	100,000.00	3,050.00	3.03%
150,000	TIAA FSB	2.850%	02/22/2022	100.8903	151,335.45	150,000.00	4,275.00	2.82%
200,000	Bridgewater Bank Bloom MN	1.900%	02/28/2022	100.6143	201,228.60	200,000.00	3,800.00	1.89%
200,000	Continental Bank UT	1.900%	06/22/2022	101.1793	202,358.60	200,000.00	3,800.00	1.88%
200,000	American Express Centurion	2.400%	09/12/2022	101.9675	203,935.00	200,000.00	4,800.00	2.35%
200,000	Discover Bank	2.250%	09/27/2022	101.9124	203,824.80	200,000.00	4,500.00	2.21%
200,000	Sallie Mae Bank SLC UT	2.500%	12/13/2022	102.5603	205,120.60	200,000.00	5,000.00	2.44%
25,000	State Bank of India NY	3.000%	03/06/2023	103.6660	25,916.50	25,000.00	750.00	2.89%
200,000	Comenity Capital Bank	2.700%	04/17/2023	103.4845	206,969.00	200,000.00	5,400.00	2.61%
150,000	Merrick Bank	2.050%	07/12/2023	102.8155	154,223.25	150,000.00	3,075.00	1.99%
200,000	Luana Savings Bank	0.200%	12/29/2023	99.2906	198,581.20	200,000.00	400.00	0.20%
100,000	Border State Bank	1.100%	03/27/2024	101.2162	101,216.20	100,000.00	1,100.00	1.09%
248,000	Live Oak Banking Company	1.250%	09/13/2024	101.5178	251,764.14	248,000.00	3,100.00	1.23%
248,000	JP Morgan Chase Bk N A	0.375%	12/31/2024	100.0134	248,033.23	248,000.00	930.00	0.37%
200,000	Industrial & Com Bank 0.3	0.350%	02/11/2025	98.6556	197,311.20	200,000.00	700.00	0.35%
248,000	Goldman Sachs Bk USA	0.800%	08/18/2025	100.0367	248,091.02	248,000.00	1,984.00	0.80%
Totals					3,101,496.89	3,069,000.00	52,764.00	1.70%
<u>U.S. Govt Agy-Exempt State</u>								
325,000	FFCB	0.300%	04/27/2022	100.1189	325,386.43	325,240.77	975.00	0.30%
250,000	FFCB	0.220%	09/08/2023	99.5806	248,951.61	249,862.50	550.00	0.22%
	Dtd 09/08/20							

October 01, 2021 through October 31, 2021

Account Name : Lexington Local SD Managing Agency

Account No : 5750

Summary Of Investment Holdings

Quantity	Description			Unit Value	Market Value	Tax Cost	Estimated Ann Inc	Yield To Mkt
200,000	FHLB	0.220%	05/24/2024	99.2100	198,419.94	200,000.00	440.00	0.22%
200,000	FFCB	0.430%	10/15/2024	99.2719	198,543.71	200,000.00	860.00	0.43%
225,000	FHLMA 0.6500% 07/30/25	0.650%	07/30/2025	99.0671	222,900.94	224,887.50	1,462.50	0.66%
200,000	FHLB	0.500%	09/10/2025	98.5163	197,032.53	200,000.00	1,000.00	0.51%
	Federal Home Loan Banks Cons Bd 0.5 Dtd 03/10/21 Rate 0.5000% Mat 09/10/25							
200,000	FHLB	0.500%	11/12/2025	98.2999	196,599.86	200,000.00	1,000.00	0.51%
200,000	FHLB	1.000%	03/30/2026	99.3383	198,676.56	200,000.00	2,000.00	1.01%
300,000	Federal Home Loan Banks	1.125%	09/29/2026	99.4395	298,318.53	300,375.00	3,375.00	1.13%
	Dtd 09/29/21							
<i>Totals</i>					2,084,830.11	2,100,365.77	11,662.50	0.56%
<i>Grand Total</i>					5,421,128.28	5,404,167.05	64,496.94	1.19%

Gain or Loss amounts and transactions, as shown, may not reflect the amount to be used for income tax purposes.

October 01, 2021 through October 31, 2021

Account Name : Lexington Local SD Bond Acct Man Agcy

Account No : R252

Summary Of Investment Holdings

Quantity	Description		Unit Value	Market Value	Tax Cost	Estimated Ann Inc	Yield To Mkt
<u>Money Markets - Taxable</u>							
6,988,308.11	Northern Instl Government Select Portfolio		1.0000	6,988,308.11	6,988,308.11	2,096.49	0.03%
<i>Totals</i>				6,988,308.11	6,988,308.11	2,096.49	0.03%
<u>Money Markets/Savings - Taxable</u>							
248,000	Park National Bank FDIC Account P250		1.0000	248,000.00	248,000.00	74.40	0.03%
<i>Totals</i>				248,000.00	248,000.00	74.40	0.03%
<u>U.S. Treasury Bills</u>							
10,000,000	US Treasury Bills	01/27/2022	99.9861	9,998,610.00	9,994,331.20	5,599.22	0.06%
<i>Totals</i>				9,998,610.00	9,994,331.20	5,599.22	0.06%
<u>Corporate Bonds</u>							
10,000,000	US Treasury Bills	04/14/2022	99.9721	9,997,210.00	9,997,562.20	0.00	0.00%
<i>Totals</i>				9,997,210.00	9,997,562.20	0.00	0.00%
<u>Commercial Paper - Corporate</u>							
1,800,000	Agricultural Bk China	11/10/2021	99.9824	1,799,683.99	1,799,684.00	1,440.00	0.08%
1,800,000	Barclays US Com'l Paper	12/10/2021	99.9275	1,798,695.00	1,799,509.50	0.00	0.00%
1,800,000	Bank China/Hong Kong Com'l P	03/18/2022	99.9225	1,798,605.00	1,798,605.00	2,699.99	0.15%
1,800,000	Banco De Chile Disc Com'l Pap	06/01/2022	99.8844	1,797,919.99	1,797,920.00	2,880.00	0.16%
<i>Totals</i>				7,194,903.98	7,195,718.50	7,019.99	0.10%
<u>U.S. Govt Agy-Exempt State</u>							
400,000	FFCB	0.300% 04/27/2022	100.1189	400,475.60	400,296.34	1,200.00	0.30%
<i>Totals</i>				400,475.60	400,296.34	1,200.00	0.30%
<i>Grand Total</i>				34,827,507.69	34,824,216.35	15,990.10	0.05%

Gain or Loss amounts and transactions, as shown, may not reflect the amount to be used for income tax purposes.

LEXINGTON LOCAL SCHOOLS
INVESTMENT REPORT FOR THE MONTH ENDING
OCTOBER 31, 2021

INTEREST EARNED:	THIS MONTH	FISCAL YEAR TO DATE
Richland Bank, General Sweep	\$27.39	\$301.18
Richland Bank, General MMA	\$383.89	\$1,317.52
Richland Bank, Anthem Sweep	\$23.24	\$87.86
Star Ohio	\$0.00	\$0.00
CDs, Bonds, and other investments	\$4,608.27	\$22,271.55
TOTAL INTEREST RECEIVED	\$5,042.79	\$23,978.11

INTEREST EARNED (LEX BOND ACCT)	THIS MONTH	FISCAL YEAR TO DATE
Richland Bank, General Sweep	\$0.00	\$0.00
Richland Bank, General MMA	\$0.00	\$0.00
Richland Bank, Anthem Sweep	\$0.00	\$0.00
Star Ohio	\$0.00	\$0.00
CDs, Bonds, and other investments	\$12,383.73	\$31,531.11
TOTAL INTEREST RECEIVED	\$12,383.73	\$31,531.11

History of Interest Earnings	Fiscal Year	Interest Earnings
	1998	\$ 167,057.52
	1999	\$ 138,113.69
	2000	\$ 157,991.72
	2001	\$ 236,839.79
	2002	\$ 146,052.34
	2003	\$ 63,712.36
	2004	\$ 47,970.95
	2005	\$ 90,719.94
	2006	\$ 158,724.51
	2007	\$ 221,998.86
	2008	\$ 213,660.34
	2009	\$ 95,639.63
	2010	\$ 56,860.22
	2011	\$ 3,001.78
	2012	\$ 3,090.00
	2013	\$ 5,758.97
	2014	\$ 8,349.92
	2015	\$ 11,765.22
	2016	\$ 28,300.22
	2017	\$ 83,194.26
	2018	\$ 133,582.49
	2019	\$ 205,588.68
	2020	\$ 218,228.66
	2021	\$ 85,117.81
FISCAL Year To Date	2022	\$23,978.11

Lex Bond Acct Interest Earnings	Fiscal Year	Interest Earnings
	2020	\$526,044.24
	2021	\$507,134.12
FISCAL Year To Date	2022	\$31,531.11

Total Interest Earnings 1998 to Present \$ 2,605,297.99



As Of Period: 10/31/2021

LEXINGTON LOCAL SCHOOLS

Cash Summary Report

Full Account Code	Description	Initial Cash	MTD Received	FYTD Received	MTD Expended	FYTD Expended	Fund Balance
001-0000	GENERAL FUND	\$ 10,147,740.40	\$ 521,335.55	\$ 8,455,329.04	\$ 1,601,926.52	\$ 7,737,456.90	\$ 10,865,612.54
001-9412	GENERAL BUDGET RESERVE SET- ASIDE-1%/BWC	87,928.97	0.00	0.00	0.00	0.00	87,928.97
002-0000	BOND RETIREMENT FUND	1,769,698.68	847.97	1,433,222.09	0.00	2,694,074.94	508,845.83
003-0000	PERMANENT IMPROVEMENT FUND	467,930.96	176.91	283,266.93	3,364.08	186,934.15	564,263.74
004-0000	LFI BUILDING FUND	7,821,273.15	3,958.82	3,216,180.12	1,261,765.69	3,335,397.87	7,702,055.40
006-0000	FOOD SERVICE FUND	807.82	182,102.34	202,759.98	80,941.74	242,443.05	(38,875.25)
007-9100	LEXINGTON MINUTEMEN ACADEMIC SCHOLARSHIP FUND	132,671.74	53.73	3,228.86	0.00	0.00	135,900.60
007-9800	TERRY McCAMMON SCHOLARSHIP FUND	22,101.59	0.00	0.00	0.00	22,101.59	0.00
010-0000	CLASSROOM FACILITIES CONSTRUCTION FUND	36,954,926.07	9,644.91	24,022.58	2,078,287.92	9,855,737.70	27,123,210.95
018-9100	HIGH SCHOOL PRINCIPAL'S FUND	685.94	552.16	1,045.90	713.20	855.45	876.39
018-9101	HIGH SCHOOL FLOWER FUND	(6.00)	0.00	333.00	82.00	82.00	245.00
018-9200	JUNIOR HIGH PRINCIPAL'S FUND	6,017.45	0.00	791.19	7.83	7.83	6,800.81
018-9300	EASTERN PRINCIPAL'S FUND	1,387.24	0.00	1,061.68	663.19	663.19	1,785.73
018-9301	EASTERN ELEMENTARY BOOKFAIR/BOXTOPS FUND	3,604.36	0.00	0.00	0.00	271.97	3,332.39
018-9302	EASTERN ELEMENTARY MATH	1,036.52	0.00	0.00	0.00	0.00	1,036.52
018-9303	EASTERN RUN CLUB	496.73	0.00	1,075.00	127.97	205.87	1,365.86
018-9400	CENTRAL PRINCIPAL'S FUND	8,666.59	130.00	1,464.05	0.00	0.00	10,130.64
018-9401	CENTRAL ELEMENTARY BOOKFAIR FUND	4,751.51	0.00	0.00	0.00	0.00	4,751.51
018-9402	CENTRAL ELEMENTARY ART	1,941.37	0.00	0.00	0.00	0.00	1,941.37
018-9500	WESTERN PRINCIPAL'S FUND	19,135.19	62.00	1,684.13	145.98	2,242.34	18,576.98
018-9501	WESTERN ELEMENTARY BOOKFAIR/BOXTOPS FUND	4,292.97	10.00	19.00	0.00	0.00	4,311.97
018-9503	WESTERN ELEMENTARY ART	1,986.42	0.00	0.00	0.00	0.00	1,986.42
018-9901	JUNIOR HIGH TEACHER ADVISORY FUND	109.25	0.00	0.00	0.00	0.00	109.25
019-9001	ACADEMIC BOOSTERS GRANTS	769.07	0.00	0.00	0.00	0.00	769.07
019-9121	CENTRAL ELEMENTARY PTO GRANTS	1,755.76	4.17	16.78	0.00	0.00	1,772.54
019-9122	EASTERN ELEMENTARY PTO GRANTS	2,405.99	4.18	16.78	0.00	0.00	2,422.77
019-9123	WESTERN ELEMENTARY PTO GRANTS	3,143.82	4.18	16.77	0.00	0.00	3,160.59
019-9200	RICHLAND COUNTY FOUNDATION GRANT PLAYGROUND	200.00	0.00	0.00	0.00	0.00	200.00
019-9218	RICH CO FOUND-WRITE STUFF STEAM KIT	52.93	0.00	0.00	0.00	52.93	0.00
019-9221	RICH CO FOUND-SCIENCE DISCOVERY BINS	0.95	0.00	0.00	0.00	0.95	0.00
019-9222	RICH CO FOUND-ONE BIG HAPPY FAMILY	2.41	0.00	0.00	0.00	2.41	0.00
019-9224	RICH CO FOUND-STEM SNAP CIRCUITS	66.36	0.00	0.00	0.00	66.36	0.00
019-9225	RICH CO FOUND GRANT-STEM	0.00	0.00	485.94	486.04	486.04	(0.10)

As Of Period: 10/31/2021

LEXINGTON LOCAL SCHOOLS

Cash Summary Report

Full Account Code	Description	Initial Cash	MTD Received	FYTD Received	MTD Expended	FYTD Expended	Fund Balance
019-9226	MATERIALS SNAP CIRCUITS RICH CO FOUND GRANT-SCIENCE ENRICH FIELD TRIP	\$ 0.00	\$ 0.00	\$ 1,500.00	\$ 0.00	\$ 0.00	\$ 1,500.00
019-9301	RICH CO FOUND/SECO ROBOTICS GRANT (HEIMANN)	31.72	0.00	0.00	0.00	0.00	31.72
019-9302	RICH CO RETIRED TEACHERS ASSOC	150.00	0.00	0.00	0.00	0.00	150.00
019-9304	RICHLAND CO RETIRED TEACHERS - HS ENGLISH	0.00	200.00	200.00	0.00	0.00	200.00
022-9601	OHSAA TOURNAMENT AGENCY FUND	0.00	0.00	0.00	0.00	259.68	(259.68)
024-0000	EMPLOYEE BENEFITS FUND FOR MEDICAL/DENTAL	1,016,271.39	432,790.70	1,727,033.96	441,146.85	1,601,350.25	1,141,955.10
034-0000	OFCC PROJECT MAINTENANCE FUND	283,040.25	45.46	77,869.90	0.00	1,259.95	359,650.20
200-9101	HIGH SCHOOL ART CLUB	372.46	0.00	0.00	0.00	0.00	372.46
200-9102	HIGH SCHOOL DRAMA CLUB	24,669.34	300.00	300.00	0.00	3,439.22	21,530.12
200-9103	HIGH SCHOOL MATH CLUB	52.70	0.00	0.00	0.00	0.00	52.70
200-9104	HIGH SCHOOL LEADERSHIP COUNCIL	697.11	1,607.00	1,607.00	1,225.00	1,225.00	1,079.11
200-9105	HIGH SCHOOL FRENCH CLUB	364.75	0.00	0.00	0.00	0.00	364.75
200-9107	HIGH SCHOOL SPANISH CLUB	568.50	0.00	0.00	0.00	0.00	568.50
200-9108	HIGH SCHOOL LEO CLUB	2,052.62	48.25	48.25	0.00	0.00	2,100.87
200-9114	HIGH SCHOOL STUDENT COUNCIL FUND	3,259.95	758.06	758.06	300.14	340.10	3,677.91
200-9115	HIGH SCHOOL KEY CLUB	1,615.85	270.00	380.00	0.00	0.00	1,995.85
200-9116	HIGH SCHOOL CHESS CLUB	321.00	0.00	0.00	0.00	0.00	321.00
200-9119	HIGH SCHOOL YEARBOOK FUND	49,495.53	4,150.00	8,625.00	5,972.55	5,972.55	52,147.98
200-9120	HIGH SCHOOL JOURNALISM FUND	505.44	0.00	0.00	0.00	0.00	505.44
200-9121	HIGH SCHOOL NATIONAL HONOR SOCIETY	(50.85)	0.00	2,620.00	0.00	438.09	2,131.06
200-9201	JUNIOR HIGH ART CLUB	719.48	0.00	0.00	0.00	200.25	519.23
200-9204	JUNIOR HIGH STUDENT COUNCIL FUND	1,890.27	0.00	0.00	200.00	200.00	1,690.27
200-9205	JUNIOR HIGH LIBRARY CLUB	77.65	0.00	0.00	0.00	0.00	77.65
200-9301	EASTERN ELEMENTARY STUDENT ACTIVITY FUND	1,123.23	0.00	0.00	0.00	0.00	1,123.23
200-9302	EASTERN ELEMENTARY ROBOTICS FUND	575.16	0.00	0.00	0.00	0.00	575.16
200-9611	HIGH SCHOOL INFORMED TEENS FUND	903.63	0.00	0.00	0.00	0.00	903.63
200-9612	JUNIOR HIGH INFORMED TEENS FUND	820.72	18.30	18.30	0.00	0.00	839.02
300-9115	JAZZ BAND	1,512.61	0.00	0.00	0.00	0.00	1,512.61
300-9116	CHOIR	1,284.95	0.00	0.00	0.00	0.00	1,284.95
300-9206	JUNIOR HIGH PHYS ED DEPARTMENT FUND	3,222.36	175.00	175.00	173.28	173.28	3,224.08
300-9210	JR HIGH INSTRUMENTAL	41.03	0.00	0.00	0.00	0.00	41.03
300-9600	ATHLETIC FUND	3,443.05	22,661.00	126,115.91	17,703.77	81,674.57	47,884.39

As Of Period: 10/31/2021

LEXINGTON LOCAL SCHOOLS

Cash Summary Report

Full Account Code	Description	Initial Cash	MTD Received	FYTD Received	MTD Expended	FYTD Expended	Fund Balance
300-9601	ATHLETIC CAPITAL FUND	\$ 77,000.00	\$ 0.00	\$ 28,500.00	\$ 0.00	\$ 0.00	\$ 105,500.00
300-9602	ORCHESTRA	63.22	0.00	0.00	0.00	0.00	63.22
300-9603	ELEMENTARY MUSIC	1,572.09	0.00	0.00	0.00	0.00	1,572.09
300-9605	BAND	232.95	0.00	0.00	0.00	0.00	232.95
451-9022	DATA COMMUNICATION FUND	0.00	0.00	0.00	0.00	9,000.00	(9,000.00)
467-0000	STUDENT WELLNESS AND SUCCESS FUND	52,768.66	0.00	0.00	34,115.07	93,590.37	(40,821.71)
507-9022	ESSER ARP FUNDING	0.00	88,724.09	199,644.83	80,207.56	219,423.46	(19,778.63)
507-9921	ESSER II FUNDING	0.00	42,409.99	89,538.79	283.57	89,732.77	(193.98)
516-9021	IDEA-B SPECIAL EDUCATION FY21	(35,740.32)	0.00	46,686.68	0.00	10,946.36	0.00
516-9022	IDEA-B SPECIAL EDUCATION FY22	0.00	81,854.74	96,534.67	68,136.38	111,487.81	(14,953.14)
516-9922	IDEA PART B GRANTS	0.00	0.00	0.00	20,176.64	20,176.64	(20,176.64)
572-9021	TITLE I FY21	(14,278.32)	0.00	14,806.46	0.00	528.14	0.00
572-9022	TITLE I FY22	0.00	48,790.57	56,849.76	37,152.78	58,976.56	(2,126.80)
584-9022	TITLE IV FY22	0.00	4,748.60	19,744.37	0.00	19,744.37	0.00
587-9022	EARLY CHILDHOOD SPECIAL EDUCATION IDEA FY22	0.00	857.36	1,227.78	533.65	1,444.10	(216.32)
590-9022	TITLE II-A IMPROVING TEACHER QUALITY FY22	0.00	13,013.56	15,849.27	8,227.36	16,631.69	(782.42)
599-9921	RICHLAND COUNTY MOBILE HOT SPOT GRANT	614.96	0.00	0.00	0.00	614.96	0.00
Grand Total		\$ 58,948,847.35	\$ 1,462,309.60	\$ 16,142,653.81	\$ 5,744,066.76	\$ 26,427,913.71	\$ 48,663,587.45

LEXINGTON LOCAL SCHOOLS

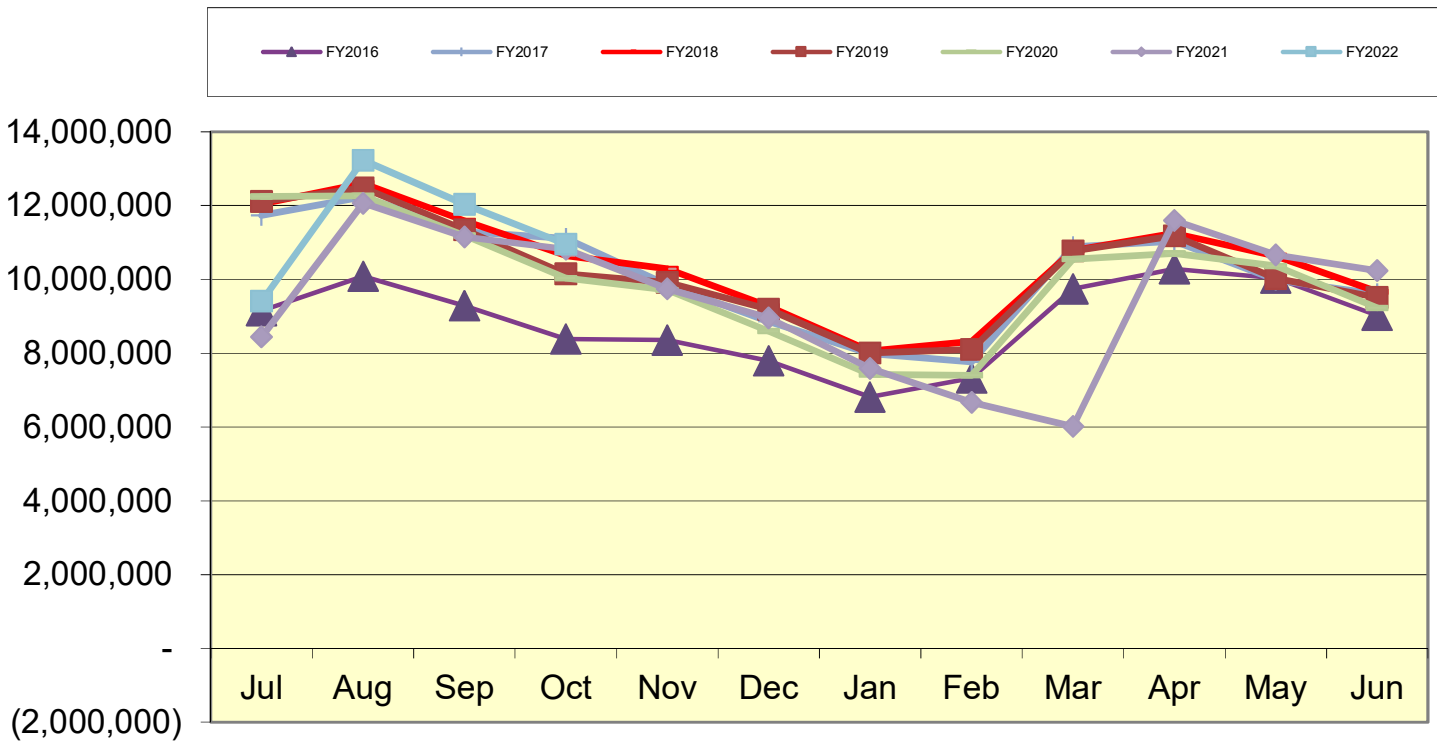
Spending Plan Summary

ODE Line Number	Monthly Estimate	Monthly Actual	Monthly Difference	FYDTEstimate	FYTDActual	FYTDDifference
01.010 General Property (Real Estate)	\$ 0.00	\$ 0.00	\$ 0.00	\$ 4,782,000.00	\$ 4,915,917.44	\$ 133,917.44
01.020 Tangible Personal Property Tax	0.00	0.00	0.00	429,217.00	434,837.84	5,620.84
01.030 Income Tax	0.00	0.00	0.00	0.00	0.00	0.00
01.035 Unrestricted Grants-in-Aid	800,000.00	404,223.46	(395,776.54)	3,153,000.00	2,822,016.63	(330,983.37)
01.040 Restricted Grants-in-Aid	6,203.00	6,203.02	0.02	24,812.00	24,812.08	0.08
01.045 Restricted Federal Grants-in-Aid - SFSF	0.00	0.00	0.00	0.00	0.00	0.00
01.050 Property Tax Allocation	800,000.00	3,523.23	(796,476.77)	854,000.00	51,065.54	(802,934.46)
01.060 All Other Operating Revenue	20,000.00	107,385.84	87,385.84	191,300.00	176,076.96	(15,223.04)
01.070 Total Revenue	1,626,203.00	521,335.55	(1,104,867.45)	9,434,329.00	8,424,726.49	(1,009,602.51)
02.010 Proceeds from Sale of Notes	0.00	0.00	0.00	0.00	0.00	0.00
02.020 State Emergency Loans & Advancements (Approved)	0.00	0.00	0.00	0.00	0.00	0.00
02.040 Operating Transfers-In	0.00	0.00	0.00	0.00	0.00	0.00
02.050 Advances-In	0.00	0.00	0.00	0.00	0.00	0.00
02.060 All Other Financial Sources	5,000.00	0.00	(5,000.00)	14,000.00	30,602.55	16,602.55
02.070 Total Other Financing Sources	5,000.00	0.00	(5,000.00)	14,000.00	30,602.55	16,602.55
02.080 Total Revenues and Other Financing Sources	1,631,203.00	521,335.55	(1,109,867.45)	9,448,329.00	8,455,329.04	(992,999.96)
03.010 Personal Services	1,150,000.00	1,117,788.78	(32,211.22)	4,460,000.00	4,371,767.00	(88,233.00)
03.020 Employees' Retirement/Insurance Benefits	575,000.00	534,928.68	(40,071.32)	2,330,000.00	2,231,929.68	(98,070.32)
03.030 Purchased Services	350,000.00	(112,225.91)	(462,225.91)	1,192,000.00	674,518.78	(517,481.22)
03.040 Supplies and Materials	65,000.00	56,386.61	(8,613.39)	318,000.00	320,516.14	2,516.14
03.050 Capital Outlay	5,000.00	753.56	(4,246.44)	26,500.00	7,540.70	(18,959.30)
03.060 Intergovernmental	0.00	0.00	0.00	0.00	0.00	0.00
04.010 Debt Service: All Principal (Historical)	0.00	0.00	0.00	0.00	0.00	0.00
04.020 Debt Service: Principal-Notes	0.00	0.00	0.00	0.00	0.00	0.00
04.030 Debt Service: Principal - State Loans	0.00	0.00	0.00	0.00	0.00	0.00
04.040 Debt Service: Principal - State Advancements	0.00	0.00	0.00	0.00	0.00	0.00
04.050 Debt Service: Principal - HB 264 Loans	0.00	0.00	0.00	0.00	0.00	0.00
04.055 Debt Service: Principal - Other	0.00	0.00	0.00	0.00	0.00	0.00
04.060 Debt Service: Interest and Fiscal Charges	0.00	0.00	0.00	0.00	0.00	0.00
04.300 Other Objects	1,000.00	4,294.80	3,294.80	127,000.00	131,184.60	4,184.60
04.500 Total Expenditures	2,146,000.00	1,601,926.52	(544,073.48)	8,453,500.00	7,737,456.90	(716,043.10)
05.010 Operational Transfers - Out	0.00	0.00	0.00	0.00	0.00	0.00
05.020 Advances - Out	0.00	0.00	0.00	0.00	0.00	0.00
05.030 All Other Financing Uses	0.00	0.00	0.00	0.00	0.00	0.00
05.040 Total Other Financing Uses	0.00	0.00	0.00	0.00	0.00	0.00
05.050 Total Expenditure and Other Financing Uses	2,146,000.00	1,601,926.52	(544,073.48)	8,453,500.00	7,737,456.90	(716,043.10)
06.010 Excess Rev & Oth Financing Sources over(under) Exp & Oth F	(514,797.00)	(1,080,590.97)	(565,793.97)	994,829.00	717,872.14	(276,956.86)
07.010 Cash Balance-July1 -Excluding Proposed Renew/Replace & New	0.00	12,034,132.48	12,034,132.48	10,235,669.00	10,235,669.37	0.37
07.020 Cash Balance June 30	(514,797.00)	10,953,541.51	11,468,338.51	11,230,498.00	10,953,541.51	(276,956.49)
08.010 Estimated Encumbrances June 30	(200,000.00)	1,987,242.26	2,187,242.26	1,993,000.00	1,987,242.26	(5,757.74)

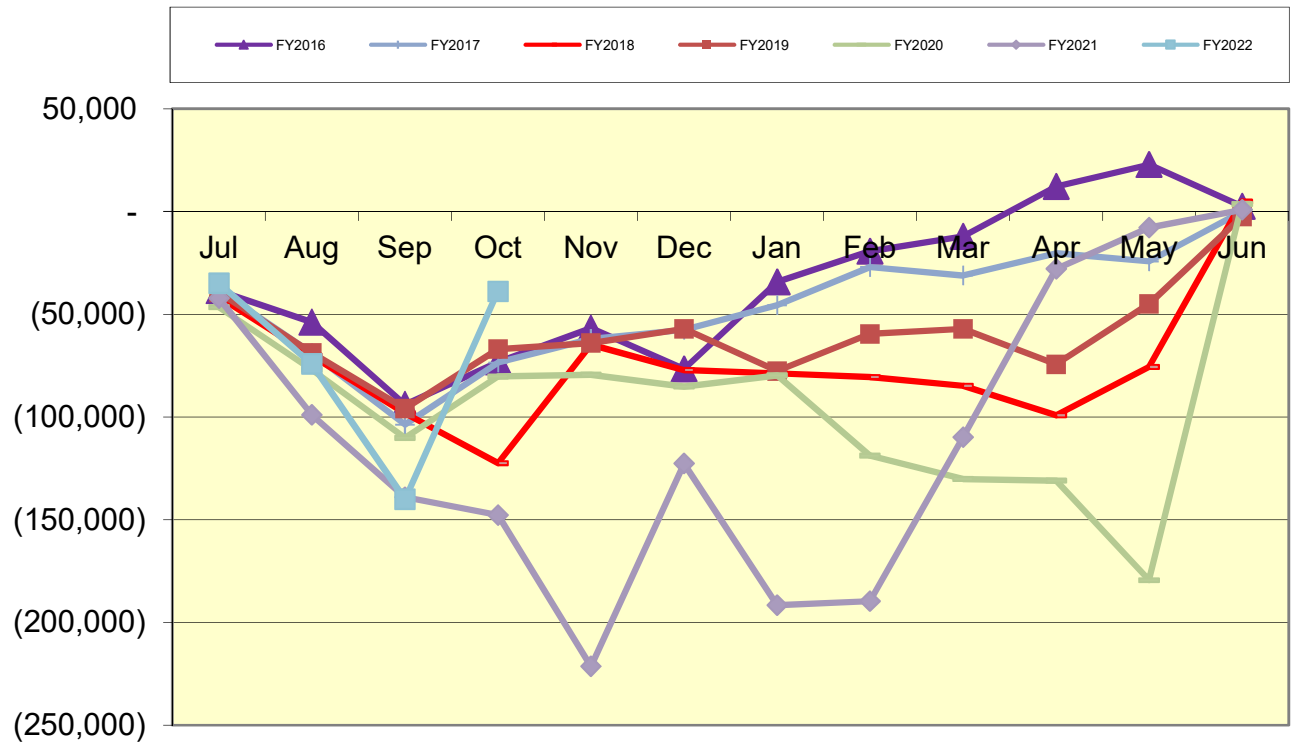
**LEXINGTON LOCAL SCHOOL DISTRICT
GENERAL FUND ONLY 2021-2022
SUMMARY OF RECEIPTS AND EXPENDITURES - FIVE YEAR FORECAST FORMAT**

LINE 7.010	BEGINNING CASH BALANCE		\$ 10,235,669		
	10/31/2021	FISCAL YEAR TO DATE Estimate	FISCAL YEAR TO DATE Actual	VARIANCE Estimate vs. Actual	PERCENT of VARIANCE
REVENUES					
LINE 1.010	Real Estate Tax	\$ 4,782,000	\$ 4,915,917	\$133,917	2.80%
LINE 1.020	Personal Property Tax	\$ 429,217	\$ 434,838	\$5,621	1.31%
LINE 1.030	Income Tax	\$ -	\$ -	\$0	
LINE 1.035	State Funding	\$ 3,153,000	\$ 2,822,017	(\$330,983)	-10.50%
LINE 1.040	Career Tech / Economic Disadv.	\$ 24,812	\$ 24,812	\$0	0.00%
LINE 1.050	Property Tax Allocation	\$ 854,000	\$ 51,065	(\$802,935)	-94.02%
LINE 1.060	Other Operating Revenue	\$ 191,300	\$ 176,077	(\$15,223)	-7.96%
LINE 1.070	TOTAL REVENUE	\$ 9,434,329	\$ 8,424,726	(\$1,009,603)	-10.70%
LINE 2.01	Proceeds from Notes	\$ -	\$ -	\$0	
LINE 2.04	Transfers In	\$ -	\$ -	\$0	
LINE 2.050	Advances In	\$ -	\$ -	\$0	#DIV/0!
LINE 2.060	Other Financing Sources	\$ 14,000	\$ 30,603	\$16,603	118.59%
LINE 2.070	TOTAL OTHER SOURCES	\$ 14,000	\$ 30,603	\$16,603	118.59%
LINE 2.080	TOTAL REVENUES & Sources	\$ 9,448,329	\$ 8,455,329	(\$993,000)	-10.51%
EXPENSES					
LINE 3.010	Salaries	\$ 4,460,000	\$ 4,371,767	\$88,233	1.98%
LINE 3.020	Retirement and Benefits	\$ 2,330,000	\$ 2,231,930	\$98,070	4.21%
LINE 3.030	Purchased Services	\$ 1,192,000	\$ 674,519	\$517,481	43.41%
LINE 3.040	Supplies and Materials	\$ 318,000	\$ 320,516	(\$2,516)	-0.79%
LINE 3.050	Capital Outlay and Equipment	\$ 26,500	\$ 7,541	\$18,959	71.54%
LINE 3.06	INTERGOVERNMENTAL	\$ -	\$ -	\$0	
LINE 4.020	DEBT SERVICE - Notes	\$ -	\$ -	\$0	
LINE 4.060	DEBT SERVICE - Interest charges	\$ -	\$ -	\$0	
LINE 4.300	Other Objects	\$ 127,000	\$ 131,184	(\$4,184)	-3.29%
LINE 4.500	TOTAL EXPENDITURES	\$ 8,453,500	\$ 7,737,457	\$716,043	8.47%
LINE 5.00	TRANSFERS OUT	\$ -	\$ -	\$0	
LINE 5.02	ADVANCES OUT	\$ -	\$ -	\$0	
LINE 5.03	ALL OTHER USES	\$ -	\$ -	\$0	
LINE 5.040	TOTAL OTHER USES	\$ -	\$ -	\$0	
LINE 5.050	TOTAL EXPENDITURES & USES	\$ 8,453,500	\$ 7,737,457	\$716,043	8.47%
		Estimate	Actual	Variance	
LINE 6.010	REVENUES OVER EXPENSES	\$ 994,829	\$ 717,872	(\$276,957)	
LINE 7.020	ENDING CASH BALANCE	\$ 11,230,498	\$ 10,953,541	(\$276,957)	
	Less Reserves	\$ (87,929)	\$ (87,929)	\$ -	
LINE 8.010	Less Outstanding Encumbrances	\$ (1,993,000)	\$ (1,987,242)	\$ 5,758	-0.29%
LINE 15.010	Unreserved Fund Balance	\$ 9,149,569	\$ 8,878,370	(\$271,199)	-2.96%
		Estimate	Actual	Benchmark Yr. End	
	Salaries/Benefits as % of Revenue	72.0%	78.4%	80.1% or below	
	True Days Cash - Calendar Days on which can operate	133	141	90 or above optimal	

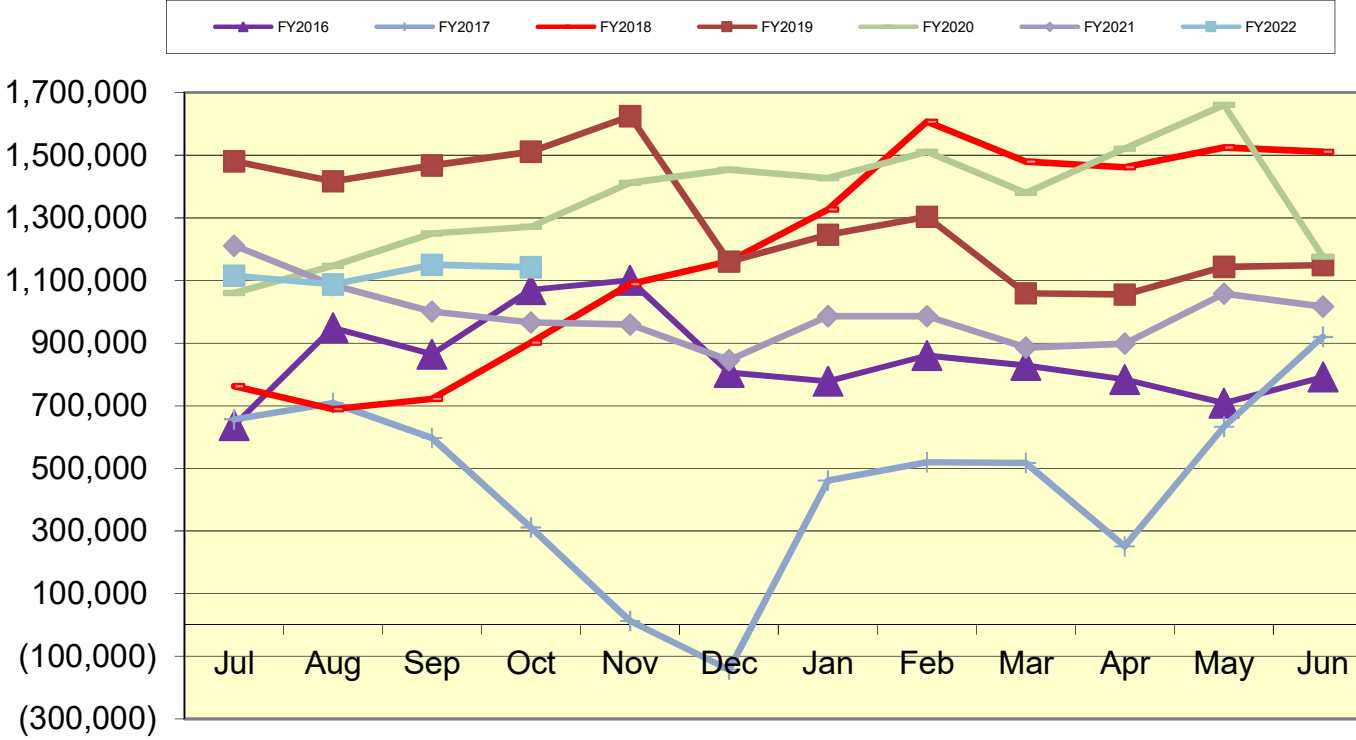
Lexington Local Schools General Fund Cash Balance



Lexington Local Schools Food Service Fund Cash Balance



Lexington Local Schools Employee Benefits Fund Cash Balance



Lexington Local Schools

Permanent Improvement Fund 10/31/2021

	Budgeted Amount	Actual Fiscal Year Expended	Current Encumbrances	Expenses / Encumbrances Over/Under Estimate	Remaining Estimated PI Project Costs																																				
Instruction and Administration																																									
Eastern Elementary Equipment/Materials	\$ 150.00	\$ 71.42	\$ -	\$78.58	\$78.58																																				
Central Elementary Equipment/Materials	\$ 7,089.07	\$ 644.64	\$ 5,964.27	\$480.16	\$480.16																																				
HS Music Equipment	\$ 4,538.99	\$ 1,300.49	\$ 3,238.00	\$0.50	\$0.00																																				
Maintenance																																									
New Maintenance Garage	\$ 700,000.00	\$ -	\$ -	\$700,000.00	\$700,000.00																																				
Maintenance Tractor w/Dump Bed Kit	\$ 11,391.00	\$ 11,391.00	\$ -	\$0.00	\$0.00																																				
Eastern Elementary Feedwater Tank Replacement	\$ 10,480.00	\$ -	\$ 10,480.00	\$0.00	\$0.00																																				
HS Retaining Wall with Geo Grid Reinforcement and Signage	\$ 11,000.00	\$ -	\$ 11,000.00	\$0.00	\$0.00																																				
Transportation																																									
New bus	\$ 101,859.00	\$ 101,859.00	\$ -	\$0.00	\$0.00																																				
Bus Fuel Tank Removal and Installation	\$ 40,000.00	\$ 34,850.00	\$ 5,150.00	\$0.00	\$0.00																																				
Technology																																									
Computers, servers, tech equip., etc.	\$ 100,000.00	\$ 3,857.85	\$ 9,238.32	\$86,903.83	\$86,903.83																																				
Food Service																																									
Food Service Equipment	\$ 4,438.34	\$ 4,218.91	\$ 219.43	\$0.00	\$0.00																																				
Athletics and Student Activities																																									
HS Athletics Equipment	\$ 79,882.00	\$ 23,666.45	\$ 30,054.76	\$26,160.79	\$26,160.79																																				
Fees																																									
Tax Collection Fees	\$ 14,500.00	\$ 5,074.39	\$ -	\$9,425.61	\$9,425.61																																				
Totals																																									
	\$ 1,085,328.40	\$ 186,934.15	\$ 75,344.78	\$823,049.47	\$823,048.97																																				
Total Budgeted	<u>\$ 1,085,328.40</u>																																								
<table style="width: 100%; border-collapse: collapse;"> <tr> <td style="width: 45%;">Actual Cash Balance 7/1/21</td> <td style="width: 10%; text-align: right;">\$ 467,930.96</td> <td style="width: 15%;"></td> <td style="width: 15%;"></td> <td style="width: 10%;"></td> <td style="width: 5%;"></td> </tr> <tr> <td>Revenues FY22 - Taxes from levy</td> <td style="text-align: right;">\$ 283,266.93</td> <td></td> <td></td> <td></td> <td></td> </tr> <tr> <td>Expenditures FY22</td> <td style="text-align: right;">\$ (186,934.15)</td> <td></td> <td></td> <td></td> <td></td> </tr> <tr> <td>Current Cash Balance</td> <td style="text-align: right;">\$564,263.74</td> <td></td> <td></td> <td></td> <td></td> </tr> <tr> <td>Current Encumbrances</td> <td style="text-align: right;">\$ (75,344.78)</td> <td></td> <td></td> <td></td> <td></td> </tr> <tr> <td>Available Balance</td> <td style="text-align: right;">\$488,918.96</td> <td></td> <td></td> <td></td> <td></td> </tr> </table>						Actual Cash Balance 7/1/21	\$ 467,930.96					Revenues FY22 - Taxes from levy	\$ 283,266.93					Expenditures FY22	\$ (186,934.15)					Current Cash Balance	\$564,263.74					Current Encumbrances	\$ (75,344.78)					Available Balance	\$488,918.96				
Actual Cash Balance 7/1/21	\$ 467,930.96																																								
Revenues FY22 - Taxes from levy	\$ 283,266.93																																								
Expenditures FY22	\$ (186,934.15)																																								
Current Cash Balance	\$564,263.74																																								
Current Encumbrances	\$ (75,344.78)																																								
Available Balance	\$488,918.96																																								
<table style="width: 100%; border-collapse: collapse;"> <tr> <td style="width: 45%;">Remaining Estimated Revenues FY22 - Taxes from levy</td> <td style="width: 10%; text-align: right;">\$ 416,733.07</td> <td style="width: 15%;"></td> <td style="width: 15%;"></td> <td style="width: 10%;"></td> <td style="width: 5%;"></td> </tr> <tr> <td>Less: Remaining Estimated PI Project Costs</td> <td style="text-align: right;">(\$823,048.97)</td> <td></td> <td></td> <td></td> <td></td> </tr> <tr> <td>Estimated 6/30/22 Carryover</td> <td style="text-align: right;">\$ 82,603.06</td> <td></td> <td></td> <td></td> <td></td> </tr> </table>						Remaining Estimated Revenues FY22 - Taxes from levy	\$ 416,733.07					Less: Remaining Estimated PI Project Costs	(\$823,048.97)					Estimated 6/30/22 Carryover	\$ 82,603.06																						
Remaining Estimated Revenues FY22 - Taxes from levy	\$ 416,733.07																																								
Less: Remaining Estimated PI Project Costs	(\$823,048.97)																																								
Estimated 6/30/22 Carryover	\$ 82,603.06																																								

Lexington Local Schools

Food Service Fund 2021-22 vs. 2020-2021 vs. 2019-2020

							Beginning Balance 7/1/21	\$ 808
2020-2021 Through 10/31/21								
<i>Revenues</i>	District-Wide	High School	Junior High	Eastern	Central	Western	Total	
Student Type A, Ezpay, Misc	\$ -	\$ (554)	\$ (374)	\$ 468	\$ 772	\$ 200	\$ 512	
Student Break, Milk & A La Carte	\$ -	\$ 5,676	\$ 2,170	\$ 441	\$ 151	\$ 133	\$ 8,571	
Adult & Misc revenues	\$ 5,967	\$ 661	\$ 259	\$ 242	\$ 165	\$ 10	\$ 7,304	
State Reimb	\$ -	\$ -	\$ -	\$ -	\$ -	\$ -	\$ -	
Federal Reimb	\$ -	\$ 41,671	\$ 28,940	\$ 43,033	\$ 39,267	\$ 33,462	\$ 186,373	
Transfer In	\$ -	\$ -	\$ -	\$ -	\$ -	\$ -	\$ -	
Total Revenues	\$ 5,967	\$ 47,454	\$ 30,995	\$ 44,184	\$ 40,355	\$ 33,805	\$ 202,760	
<i>Expenses</i>								
Wages	\$ 17,049	\$ 32,722	\$ 13,845	\$ 11,149	\$ 10,198	\$ 10,694	\$ 95,657	
Severance	\$ -	\$ -	\$ -	\$ -	\$ -	\$ -	\$ -	
Retirement	\$ 4,092	\$ 8,022	\$ 3,460	\$ 4,741	\$ 2,447	\$ 2,806	\$ 25,568	
Medical	\$ 7,165	\$ 17,410	\$ 2,741	\$ 8,966	\$ 2,741	\$ 2,962	\$ 41,985	
Life, Dent, MC, WC	\$ 471	\$ 1,097	\$ 613	\$ 400	\$ 416	\$ 220	\$ 3,217	
Purch Serv, Repairs, Phone, Post	\$ 1,652	\$ 1,521	\$ 751	\$ 399	\$ 300	\$ 1,739	\$ 6,362	
Supplies	\$ 2,222	\$ -	\$ -	\$ -	\$ -	\$ -	\$ 2,222	
Food Costs	\$ -	\$ 22,839	\$ 8,697	\$ 19,101	\$ 6,419	\$ 10,376	\$ 67,432	
Equipment	\$ -	\$ -	\$ -	\$ -	\$ -	\$ -	\$ -	
Other Costs	\$ -	\$ -	\$ -	\$ -	\$ -	\$ -	\$ -	
Total Expenses	\$ 32,651	\$ 83,611	\$ 30,107	\$ 44,756	\$ 22,521	\$ 28,797	\$ 242,443	
Net Gain (Loss)	\$ (26,684)	\$ (36,157)	\$ 888	\$ (572)	\$ 17,834	\$ 5,008	\$ (39,683)	
							Ending Cash Balance 10/31/21	\$ (38,875)

							Beginning Balance 7/1/20	\$ 3,725
2019-2020 Through 10/31/20								
<i>Revenues</i>	District-Wide	High School	Junior High	Eastern	Central	Western	Total	
Student Type A, Ezpay, Misc	\$ -	\$ (816)	\$ 260	\$ 851	\$ 1,187	\$ 1,155	\$ 2,637	
Student Break, Milk & A La Carte	\$ -	\$ 5,630	\$ 1,243	\$ 1,132	\$ 778	\$ 350	\$ 9,133	
Adult & Misc revenues	\$ 3,123	\$ 792	\$ 211	\$ 233	\$ 157	\$ 29	\$ 4,545	
State Reimb	\$ -	\$ -	\$ -	\$ -	\$ -	\$ -	\$ -	
Federal Reimb	\$ -	\$ 17,548	\$ 8,241	\$ 11,113	\$ 9,795	\$ 7,428	\$ 54,125	
Transfer In	\$ -	\$ -	\$ -	\$ -	\$ -	\$ -	\$ -	
Total Revenues	\$ 3,123	\$ 23,154	\$ 9,955	\$ 13,329	\$ 11,917	\$ 8,962	\$ 70,440	
<i>Expenses</i>								
Wages	\$ 16,549	\$ 34,960	\$ 19,522	\$ 13,923	\$ 11,548	\$ 11,645	\$ 108,147	
Severance	\$ -	\$ -	\$ -	\$ -	\$ -	\$ -	\$ -	
Retirement	\$ 3,972	\$ 11,660	\$ 2,733	\$ 5,579	\$ 3,479	\$ 2,506	\$ 29,929	
Medical	\$ 7,205	\$ 17,527	\$ 5,519	\$ 12,008	\$ 6,762	\$ -	\$ 49,021	
Life, Dent, MC, WC	\$ 464	\$ 1,130	\$ 809	\$ 527	\$ 296	\$ 152	\$ 3,378	
Purch Serv, Repairs, Phone, Post	\$ 940	\$ 430	\$ 579	\$ 1,329	\$ 320	\$ 320	\$ 3,918	
Supplies	\$ 3,304	\$ 9,949	\$ 3,341	\$ 6,168	\$ 2,559	\$ 2,122	\$ 27,443	
Food Costs	\$ -	\$ -	\$ -	\$ -	\$ -	\$ -	\$ -	
Equipment	\$ -	\$ -	\$ -	\$ -	\$ -	\$ -	\$ -	
Other Costs	\$ -	\$ -	\$ -	\$ -	\$ -	\$ -	\$ -	
Total Expenses	\$ 32,434	\$ 75,656	\$ 32,503	\$ 39,534	\$ 24,964	\$ 16,745	\$ 221,836	
Net Gain (Loss)	\$ (29,311)	\$ (52,502)	\$ (22,548)	\$ (26,205)	\$ (13,047)	\$ (7,783)	\$ (151,396)	
							Ending Cash Balance 10/31/20	\$ (147,671)

							Beginning Balance 7/1/19	\$ (2,391)
2019-2020 Through 10/31/19								
<i>Revenues</i>	District-Wide	High School	Junior High	Eastern	Central	Western	Total	
Student Type A, Ezpay, Misc	\$ -	\$ 25,131	\$ 12,979	\$ 14,359	\$ 13,441	\$ 10,414	\$ 76,324	
Student Break, Milk & A La Carte	\$ -	\$ 11,274	\$ 3,288	\$ 2,978	\$ 2,015	\$ 1,954	\$ 21,509	
Adult & Misc revenues	\$ 1,520	\$ 1,585	\$ 389	\$ 975	\$ 819	\$ 763	\$ 6,051	
State Reimb	\$ -	\$ -	\$ -	\$ -	\$ -	\$ -	\$ -	
Federal Reimb	\$ -	\$ 10,400	\$ 7,391	\$ 11,575	\$ 11,422	\$ 7,122	\$ 47,910	
Transfer In	\$ -	\$ -	\$ -	\$ -	\$ -	\$ -	\$ -	
Total Revenues	\$ 1,520	\$ 48,390	\$ 24,047	\$ 29,887	\$ 27,697	\$ 20,253	\$ 151,794	
<i>Expenses</i>								
Wages	\$ 16,387	\$ 35,840	\$ 19,199	\$ 13,999	\$ 11,196	\$ 11,706	\$ 108,327	
Severance	\$ -	\$ -	\$ -	\$ -	\$ -	\$ -	\$ -	
Retirement	\$ 4,037	\$ 7,706	\$ 2,809	\$ 6,198	\$ 2,624	\$ 2,819	\$ 26,193	
Medical	\$ 9,794	\$ 14,515	\$ 5,425	\$ 11,803	\$ 3,696	\$ -	\$ 45,233	
Life, Dent, MC, WC	\$ 448	\$ 1,106	\$ 767	\$ 512	\$ 321	\$ 154	\$ 3,308	
Purch Serv, Repairs, Phone, Post	\$ 945	\$ 5,530	\$ 896	\$ 594	\$ 461	\$ 546	\$ 8,972	
Supplies	\$ 1,974	\$ -	\$ -	\$ -	\$ -	\$ -	\$ 1,974	
Food Costs	\$ -	\$ 11,703	\$ 6,414	\$ 10,850	\$ 3,797	\$ 2,874	\$ 35,638	
Equipment	\$ -	\$ -	\$ -	\$ -	\$ -	\$ -	\$ -	
Other Costs	\$ -	\$ -	\$ -	\$ -	\$ -	\$ -	\$ -	
Total Expenses	\$ 33,585	\$ 76,400	\$ 35,510	\$ 43,956	\$ 22,095	\$ 18,099	\$ 229,645	
Net Gain (Loss)	\$ (32,065)	\$ (28,010)	\$ (11,463)	\$ (14,069)	\$ 5,602	\$ 2,154	\$ (77,851)	
							Ending Cash Balance 10/31/19	\$ (80,242)

Start Date: 10/1/2021

End Date: 10/31/2021

LEXINGTON LOCAL SCHOOLS

Disbursement Summary Report

Reference Number	Check Number	Type	Date	Name	Vendor #	Status	Reconcile Date	Void Date	Amount
38918	0	PAYROLL	10/5/2021	LEXINGTON LOCAL SCHOOLS		RECONCILED	10/5/2021		\$ 610,586.99
38919	0	PAYROLL	10/20/2021	LEXINGTON LOCAL SCHOOLS		RECONCILED	10/20/2021		598,191.15
38812	90713	ACCOUNTS_P AYABLE	10/8/2021	CURRICULUM ASSOCIATES, INC.	20	RECONCILED	10/15/2021		333.76
38819	90714	ACCOUNTS_P AYABLE	10/8/2021	MID-OHIO ED. SERVICE CENTER	69	RECONCILED	10/12/2021		2,019.68
38796	90715	ACCOUNTS_P AYABLE	10/8/2021	CARSON DELLOSA PUBLISHING LLC	94	RECONCILED	10/18/2021		17.95
38805	90716	ACCOUNTS_P AYABLE	10/8/2021	BLICK ART MATERIALS	153	RECONCILED	10/13/2021		1,329.29
38808	90717	ACCOUNTS_P AYABLE	10/8/2021	NASCO	307	RECONCILED	10/15/2021		1,410.80
38800	90718	ACCOUNTS_P AYABLE	10/8/2021	HOUGHTON MIFFLIN HARCOURT PUBL	373	RECONCILED	10/13/2021		21,582.24
38802	90719	ACCOUNTS_P AYABLE	10/8/2021	ZANER-BLOSER	434	RECONCILED	10/14/2021		2,485.20
38818	90720	ACCOUNTS_P AYABLE	10/8/2021	CULLIGAN QUALITY WATER	610	RECONCILED	10/15/2021		87.13
38797	90721	ACCOUNTS_P AYABLE	10/8/2021	CenturyLink	700	RECONCILED	10/15/2021		817.37
38820	90722	ACCOUNTS_P AYABLE	10/8/2021	HEINEMANN	2615	RECONCILED	10/13/2021		7,902.21
38813	90723	ACCOUNTS_P AYABLE	10/8/2021	OAEA	2781	OUTSTANDING			745.00
38828	90724	ACCOUNTS_P AYABLE	10/8/2021	THE COLLEGE BOARD	3290	RECONCILED	10/18/2021		400.00
38794	90725	ACCOUNTS_P AYABLE	10/8/2021	SAM'S CLUB DIRECT	5566	RECONCILED	10/14/2021		735.15
38807	90726	ACCOUNTS_P AYABLE	10/8/2021	ALL OHIO COUNSELORS CONFERENCE	6152	RECONCILED	10/20/2021		500.00
38814	90727	ACCOUNTS_P AYABLE	10/8/2021	CLEARWATER SYSTEMS	6230	RECONCILED	10/14/2021		69.40
38790	90728	ACCOUNTS_P AYABLE	10/8/2021	SCHOOL SPECIALTY	6538	RECONCILED	10/28/2021		1,252.49
38823	90729	ACCOUNTS_P AYABLE	10/8/2021	FHEG CAMPUS BOOKSTORE	6559	RECONCILED	10/14/2021		117.98
38829	90730	ACCOUNTS_P AYABLE	10/8/2021	PATRICK CANNON	6571	RECONCILED	10/19/2021		336.75
38826	90731	ACCOUNTS_P AYABLE	10/8/2021	SCHOLASTIC INC.	7518	RECONCILED	10/19/2021		2,615.13
38810	90732	ACCOUNTS_P AYABLE	10/8/2021	MCGRAW-HILL EDUCATION INC	7666	RECONCILED	10/26/2021		13,775.11
38824	90733	ACCOUNTS_P AYABLE	10/8/2021	CDW-G GOVERNMENT, INC.	7886	RECONCILED	10/19/2021		111.61
38793	90734	ACCOUNTS_P AYABLE	10/8/2021	HILTON COLUMBUS	7999	RECONCILED	10/27/2021		378.00

Start Date: 10/1/2021

End Date: 10/31/2021

LEXINGTON LOCAL SCHOOLS

Disbursement Summary Report

Reference Number	Check Number	Type	Date	Name	Vendor #	Status	Reconcile Date	Void Date	Amount
38799	90735	ACCOUNTS_P AYABLE	10/8/2021	EASTON THERAPY SHOPPE	8110	RECONCILED	10/21/2021		\$ 236.45
38811	90736	ACCOUNTS_P AYABLE	10/8/2021	C BRETT NEUENSCH WANDER	8662	RECONCILED	10/13/2021		125.00
38789	90737	ACCOUNTS_P AYABLE	10/8/2021	WILSON LANGUAGE TRAINING CORP.	8967	RECONCILED	10/14/2021		485.69
38825	90738	ACCOUNTS_P AYABLE	10/8/2021	QUENCH USA INC	9919	RECONCILED	10/13/2021		82.20
38791	90739	ACCOUNTS_P AYABLE	10/8/2021	RENHILL GROUP, INC.	10075	RECONCILED	10/13/2021		12,286.69
38801	90740	ACCOUNTS_P AYABLE	10/8/2021	AMERICAN EXPRESS	10314	RECONCILED	10/14/2021		513.59
38798	90741	ACCOUNTS_P AYABLE	10/8/2021	NORTH CENTRAL STATE COLLEGE	10401	RECONCILED	10/20/2021		4,741.25
38821	90742	ACCOUNTS_P AYABLE	10/8/2021	ITsavvy	10601	RECONCILED	10/14/2021		1,381.28
38803	90743	ACCOUNTS_P AYABLE	10/8/2021	JOSTENS	10830	RECONCILED	10/13/2021		1,687.75
38830	90744	ACCOUNTS_P AYABLE	10/8/2021	THE REHAB CENTER	11246	RECONCILED	10/15/2021		5,986.23
38815	90745	ACCOUNTS_P AYABLE	10/8/2021	BRIDGEWAY ACADEMY	11513	RECONCILED	10/15/2021		5,684.00
38822	90746	ACCOUNTS_P AYABLE	10/8/2021	NOVA LUNA EDUC & CONSULTIN G	11942	RECONCILED	10/14/2021		1,350.00
38792	90747	ACCOUNTS_P AYABLE	10/8/2021	FAIRFIELD INN & SUITES	13042	RECONCILED	10/18/2021		328.92
38816	90748	ACCOUNTS_P AYABLE	10/8/2021	ESC OF NORTHEAST OHIO	13070	RECONCILED	10/13/2021		125.00
38795	90749	ACCOUNTS_P AYABLE	10/8/2021	CHRISTOPHE R GLENNON	13459	RECONCILED	10/12/2021		125.00
38804	90750	ACCOUNTS_P AYABLE	10/8/2021	AMAZON CAPITAL SERVICES	13575	RECONCILED	10/14/2021		362.95
38809	90751	ACCOUNTS_P AYABLE	10/8/2021	ASHLEY N MCLAUGHLI N	13599	RECONCILED	10/13/2021		260.00
38817	90752	ACCOUNTS_P AYABLE	10/8/2021	LIBERTY LAWN CARE & LANDSCAPIN G INC	13646	RECONCILED	10/15/2021		260.00
38827	90753	ACCOUNTS_P AYABLE	10/8/2021	NEW ALBANY HIGH SCHOOL	13689	RECONCILED	10/20/2021		315.00
38806	90754	ACCOUNTS_P AYABLE	10/8/2021	WINGATE BY WYNDHAM	13691	RECONCILED	10/19/2021		449.24
38831	90755	ACCOUNTS_P AYABLE	10/8/2021	MICHAEL KATHREIN	8174	RECONCILED	10/13/2021		112.00
38832	90756	ACCOUNTS_P AYABLE	10/8/2021	GREG SMITH	13026	RECONCILED	10/8/2021		168.00
38833	90757	ACCOUNTS_P AYABLE	10/8/2021	STONE RIDGE GOLF COURSE	13048	RECONCILED	10/13/2021		150.00
38834	90758	ACCOUNTS_P AYABLE	10/8/2021	GREG SMITH	13026	RECONCILED	10/8/2021		180.00
38835	90759	ACCOUNTS_P	10/11/2021	ALFRED	613	RECONCILED	10/19/2021		791.46

Start Date: 10/1/2021

End Date: 10/31/2021

LEXINGTON LOCAL SCHOOLS

Disbursement Summary Report

Reference Number	Check Number	Type	Date	Name	Vendor #	Status	Reconcile Date	Void Date	Amount
		AYABLE		NICKLES BAKERY					
38837	90760	ACCOUNTS_P AYABLE	10/11/2021	VILLAGE OF LEXINGTON	704	RECONCILED	10/18/2021		\$ 5,666.26
38838	90761	ACCOUNTS_P AYABLE	10/11/2021	CARDINAL RENTAL & SALES, LTD	8777	RECONCILED	10/18/2021		15.99
38836	90762	ACCOUNTS_P AYABLE	10/11/2021	AMAZON CAPITAL SERVICES	13575	RECONCILED	10/19/2021		630.00
38839	90763	ACCOUNTS_P AYABLE	10/12/2021	RON SCHAUB	7064	RECONCILED	10/18/2021		40.00
38849	90764	ACCOUNTS_P AYABLE	10/13/2021	MID-OHIO ED. SERVICE CENTER	69	RECONCILED	10/18/2021		1,216.00
38876	90765	ACCOUNTS_P AYABLE	10/13/2021	ZANER-BLOSER	434	RECONCILED	10/19/2021		127.26
38868	90766	ACCOUNTS_P AYABLE	10/13/2021	RICHLAND PUBLIC HEALTH	624	RECONCILED	10/20/2021		100.00
38859	90767	ACCOUNTS_P AYABLE	10/13/2021	TRANSPORTATION ACCESSORIE S CO.	819	RECONCILED	10/19/2021		302.94
38858	90768	ACCOUNTS_P AYABLE	10/13/2021	RENWICK, WELSH & BURTON	933	RECONCILED	10/25/2021		5,595.00
38871	90769	ACCOUNTS_P AYABLE	10/13/2021	AWARDSMIT H	1370	RECONCILED	10/25/2021		339.10
38872	90770	ACCOUNTS_P AYABLE	10/13/2021	PIONEER CTC	1388	RECONCILED	10/19/2021		59.00
38870	90771	ACCOUNTS_P AYABLE	10/13/2021	KROGER COMPANY	5498	RECONCILED	10/19/2021		21.07
38851	90772	ACCOUNTS_P AYABLE	10/13/2021	SPORTDECAL S	5852	RECONCILED	10/19/2021		1,412.63
38853	90773	ACCOUNTS_P AYABLE	10/13/2021	CARDINAL BUS SALES & SERVICE	6515	RECONCILED	10/20/2021		529.97
38846	90774	ACCOUNTS_P AYABLE	10/13/2021	SCHOOL SPECIALTY	6538	OUTSTANDIN G			90.93
38860	90775	ACCOUNTS_P AYABLE	10/13/2021	REBECCA BIGLEY	6615	RECONCILED	10/26/2021		448.96
38857	90776	ACCOUNTS_P AYABLE	10/13/2021	MAKE MUSIC INC	7208	RECONCILED	10/27/2021		1,089.24
38867	90777	ACCOUNTS_P AYABLE	10/13/2021	IN TUNE PARTNERS	7322	RECONCILED	10/21/2021		299.00
38848	90778	ACCOUNTS_P AYABLE	10/13/2021	HOBY REGISTRATI ON	8438	RECONCILED	10/19/2021		225.00
38875	90779	ACCOUNTS_P AYABLE	10/13/2021	DAVID A. BOND	8715	RECONCILED	10/18/2021		48.72
38855	90780	ACCOUNTS_P AYABLE	10/13/2021	ROBERT J TOMMELLEO	8823	RECONCILED	10/15/2021		24.08
38844	90781	ACCOUNTS_P AYABLE	10/13/2021	TRUCK SALES & SERVICE, INC.	8892	RECONCILED	10/19/2021		1,626.90
38874	90782	ACCOUNTS_P AYABLE	10/13/2021	GIONINO'S PIZZERIA	9153	RECONCILED	10/22/2021		117.00
38850	90783	ACCOUNTS_P AYABLE	10/13/2021	BENJAMIN BALL	9588	RECONCILED	10/22/2021		17.92
38852	90784	ACCOUNTS_P AYABLE	10/13/2021	COLE DISTRIBUTIN G	9752	RECONCILED	10/19/2021		7,987.96
38841	90785	ACCOUNTS_P AYABLE	10/13/2021	RENHILL GROUP, INC.	10075	RECONCILED	10/19/2021		8,492.26

Start Date: 10/1/2021

End Date: 10/31/2021

LEXINGTON LOCAL SCHOOLS

Disbursement Summary Report

Reference Number	Check Number	Type	Date	Name	Vendor #	Status	Reconcile Date	Void Date	Amount
38865	90786	ACCOUNTS_P AYABLE	10/13/2021	ITsavvy	10601	RECONCILED	10/19/2021		\$ 682.31
38864	90787	ACCOUNTS_P AYABLE	10/13/2021	ELIZABETH A. RIEGEL	10733	RECONCILED	10/27/2021		250.00
38873	90788	ACCOUNTS_P AYABLE	10/13/2021	O.E. MEYER COMPANY	10829	OUTSTANDIN G			6.60
38866	90789	ACCOUNTS_P AYABLE	10/13/2021	KIMBALL MIDWEST	11066	RECONCILED	10/19/2021		115.84
38861	90790	ACCOUNTS_P AYABLE	10/13/2021	BRIDGEWAY ACADEMY	11513	RECONCILED	10/22/2021		2,464.40
38843	90791	ACCOUNTS_P AYABLE	10/13/2021	SMITHFOOD S, INC	11797	RECONCILED	10/20/2021		4,366.19
38877	90792	ACCOUNTS_P AYABLE	10/13/2021	TODD SCHEIBER	11815	RECONCILED	10/15/2021		40.32
38869	90793	ACCOUNTS_P AYABLE	10/13/2021	UCP OF GREATER CLEVELAND	13006	RECONCILED	10/20/2021		8,950.00
38845	90794	ACCOUNTS_P AYABLE	10/13/2021	JAMES HAYES	13087	RECONCILED	10/19/2021		582.21
38847	90795	ACCOUNTS_P AYABLE	10/13/2021	EJ THERAPY INC	13137	RECONCILED	10/19/2021		49,423.75
38840	90796	ACCOUNTS_P AYABLE	10/13/2021	WASHINGTON N AUTO PARTS	13295	RECONCILED	10/20/2021		963.05
38863	90797	ACCOUNTS_P AYABLE	10/13/2021	NATHANIEL MCFADDEN	13483	RECONCILED	10/19/2021		50.00
38862	90798	ACCOUNTS_P AYABLE	10/13/2021	FINLEY'S FACILITIES SERVICES	13571	RECONCILED	10/20/2021		502.95
38842	90799	ACCOUNTS_P AYABLE	10/13/2021	AMAZON CAPITAL SERVICES	13575	RECONCILED	10/19/2021		984.12
38856	90800	ACCOUNTS_P AYABLE	10/13/2021	MAYCO COLORAMIC S	13665	RECONCILED	10/19/2021		341.40
38854	90801	ACCOUNTS_P AYABLE	10/13/2021	THE WOODS AT POSSUM RUN	13677	RECONCILED	10/27/2021		1,866.00
38878	90802	ACCOUNTS_P AYABLE	10/13/2021	JAMES MASI	13685	RECONCILED	10/15/2021		243.70
38879	90803	ACCOUNTS_P AYABLE	10/13/2021	SHELBY CROSSING	13692	RECONCILED	10/27/2021		1,025.28
38881	90804	ACCOUNTS_P AYABLE	10/15/2021	OMEA	8109	OUTSTANDIN G			630.00
38882	90805	ACCOUNTS_P AYABLE	10/15/2021	RON SCHAUB	7064	RECONCILED	10/18/2021		16.00
38887	90806	ACCOUNTS_P AYABLE	10/18/2021	HOUGHTON MIFFLIN HARCOURT PUBL	373	RECONCILED	10/26/2021		5,776.38
38898	90807	ACCOUNTS_P AYABLE	10/18/2021	NCTE	575	OUTSTANDIN G			350.00
38915	90808	ACCOUNTS_P AYABLE	10/18/2021	HOBART SERVICE	636	RECONCILED	10/25/2021		322.49
38904	90809	ACCOUNTS_P AYABLE	10/18/2021	OHIO DEPART. OF JOB & FAMILY	935	RECONCILED	10/26/2021		38.39
38906	90810	ACCOUNTS_P AYABLE	10/18/2021	J & B ACCOUSTICA L	1555	RECONCILED	10/21/2021		3,905.00
38883	90811	ACCOUNTS_P AYABLE	10/18/2021	HEINEMANN	2615	RECONCILED	10/26/2021		15,521.21
38910	90812	ACCOUNTS_P AYABLE	10/18/2021	SUMMERS RUBBER COMPANY	5291	RECONCILED	10/25/2021		377.77

Start Date: 10/1/2021

End Date: 10/31/2021

LEXINGTON LOCAL SCHOOLS

Disbursement Summary Report

Reference Number	Check Number	Type	Date	Name	Vendor #	Status	Reconcile Date	Void Date	Amount
38897	90813	ACCOUNTS_P AYABLE	10/18/2021	FORGET-ME- NOT FLOWER SHOP, INC.	5460	RECONCILED	10/25/2021		\$ 209.00
38901	90814	ACCOUNTS_P AYABLE	10/18/2021	GRAINGER	5843	RECONCILED	10/25/2021		857.15
38893	90815	ACCOUNTS_P AYABLE	10/18/2021	LOWE'S	5906	RECONCILED	10/25/2021		431.81
38890	90816	ACCOUNTS_P AYABLE	10/18/2021	WORNER ROOFING COMPANY	6035	RECONCILED	10/25/2021		1,897.00
38916	90817	ACCOUNTS_P AYABLE	10/18/2021	GOPHER	6300	RECONCILED	10/25/2021		1,031.59
38913	90818	ACCOUNTS_P AYABLE	10/18/2021	HD SUPPLY FACILITIES	6504	RECONCILED	10/26/2021		211.75
38903	90819	ACCOUNTS_P AYABLE	10/18/2021	SCHOOL SPECIALTY	6538	OUTSTANDIN G			403.49
38889	90820	ACCOUNTS_P AYABLE	10/18/2021	SCHMIDT SECURITY	7215	RECONCILED	10/25/2021		709.04
38908	90821	ACCOUNTS_P AYABLE	10/18/2021	KELL ACE HARDWARE	8329	OUTSTANDIN G			433.25
38892	90822	ACCOUNTS_P AYABLE	10/18/2021	WOLFF BROS. SUPPLY, INC.	8585	RECONCILED	10/25/2021		548.71
38902	90823	ACCOUNTS_P AYABLE	10/18/2021	HERFF JONES	8857	RECONCILED	10/26/2021		5,972.55
38896	90824	ACCOUNTS_P AYABLE	10/18/2021	EDGE DOCUMENT SOLUTIONS, LLC	9453	RECONCILED	10/25/2021		344.71
38909	90825	ACCOUNTS_P AYABLE	10/18/2021	LESCH BATTERY & POWER	9943	RECONCILED	10/22/2021		62.48
38891	90826	ACCOUNTS_P AYABLE	10/18/2021	NETWORK SERVICES COMPANY	10101	RECONCILED	10/25/2021		655.76
38911	90827	ACCOUNTS_P AYABLE	10/18/2021	JEFF McFARLAND	10235	OUTSTANDIN G			50.00
38914	90828	ACCOUNTS_P AYABLE	10/18/2021	ADVANCED KEY & LOCK SHOP	10296	RECONCILED	10/22/2021		25.00
38907	90829	ACCOUNTS_P AYABLE	10/18/2021	SIESEL DISTRIBUTIN G	10297	RECONCILED	10/25/2021		2,473.11
38894	90830	ACCOUNTS_P AYABLE	10/18/2021	MENARDS	10810	RECONCILED	10/27/2021		765.52
38886	90831	ACCOUNTS_P AYABLE	10/18/2021	HEALTHCAR E BILLING SERVICES	11018	RECONCILED	10/21/2021		16.08
38912	90832	ACCOUNTS_P AYABLE	10/18/2021	EQUIPARTS	11070	RECONCILED	10/22/2021		435.87
38885	90833	ACCOUNTS_P AYABLE	10/18/2021	RUMPKE	11508	RECONCILED	10/28/2021		966.47
38900	90834	ACCOUNTS_P AYABLE	10/18/2021	DRAIN PRO	11678	OUTSTANDIN G			300.00
38905	90835	ACCOUNTS_P AYABLE	10/18/2021	SC STRATEGIC SOLUTIONS LLC	12178	RECONCILED	10/27/2021		115.20
38884	90836	ACCOUNTS_P AYABLE	10/18/2021	WASHINGTON AUTO PARTS	13295	RECONCILED	10/25/2021		15.99
38899	90837	ACCOUNTS_P AYABLE	10/18/2021	SHOOK CONSTRUCTI ON CO	13525	RECONCILED	10/22/2021		3,249,542.97
38888	90838	ACCOUNTS_P AYABLE	10/18/2021	NuGEN OUTDOOR	13631	RECONCILED	10/25/2021		452.00

Start Date: 10/1/2021

End Date: 10/31/2021

LEXINGTON LOCAL SCHOOLS

Disbursement Summary Report

Reference Number	Check Number	Type	Date	Name	Vendor #	Status	Reconcile Date	Void Date	Amount
38895	90839	ACCOUNTS_P AYABLE	10/18/2021	ENTERPRISE S LLC WELLINGTO N IMPLEMENT CO INC	13670	RECONCILED	10/28/2021		\$ 1,708.81
38917	90840	ACCOUNTS_P AYABLE	10/18/2021	LIBERTY LAWN CARE & LANDSCAPIN G INC	13646	RECONCILED	10/27/2021		3,800.00
38927	90841	ACCOUNTS_P AYABLE	10/19/2021	TREASURER STATE OF OHIO	5996	RECONCILED	10/29/2021		381.25
38923	90842	ACCOUNTS_P AYABLE	10/19/2021	REALLY GOOD STUFF, INC.	6468	RECONCILED	10/25/2021		22.50
38924	90843	ACCOUNTS_P AYABLE	10/19/2021	SCHOOL SPECIALTY	6538	OUTSTANDIN G			192.05
38931	90844	ACCOUNTS_P AYABLE	10/19/2021	RON SCHAUB	7064	RECONCILED	10/22/2021		32.00
38930	90845	ACCOUNTS_P AYABLE	10/19/2021	SCHOOL HEALTH CORPORATIO N	7533	RECONCILED	10/27/2021		25.62
38929	90846	ACCOUNTS_P AYABLE	10/19/2021	CBIZ BENEFITS & INSURANCE	8780	RECONCILED	10/25/2021		2,750.00
38920	90847	ACCOUNTS_P AYABLE	10/19/2021	ASHLAND CITY SCHOOLS	9389	OUTSTANDIN G			160.00
38921	90848	ACCOUNTS_P AYABLE	10/19/2021	RENHILL GROUP, INC.	10075	RECONCILED	10/27/2021		14,142.95
38932	90849	ACCOUNTS_P AYABLE	10/19/2021	GREG SMITH	13026	RECONCILED	10/27/2021		48.00
38922	90850	ACCOUNTS_P AYABLE	10/19/2021	JAMES HAYES	13087	RECONCILED	10/27/2021		582.21
38926	90851	ACCOUNTS_P AYABLE	10/19/2021	FINLEY'S FACILITIES SERVICES	13571	RECONCILED	10/27/2021		435.99
38925	90852	ACCOUNTS_P AYABLE	10/19/2021	AMAZON CAPITAL SERVICES	13575	RECONCILED	10/26/2021		891.94
38928	90853	ACCOUNTS_P AYABLE	10/19/2021	ASHLEY N MCLAUGHLI N	13599	RECONCILED	10/22/2021		200.00
38937	90854	ACCOUNTS_P AYABLE	10/22/2021	GRADY ENTERPRISE S, INC.	9664	OUTSTANDIN G			1,087.67
38968	90855	ACCOUNTS_P AYABLE	10/25/2021	BLICK ART MATERIALS	153	RECONCILED	10/29/2021		59.49
38963	90856	ACCOUNTS_P AYABLE	10/25/2021	MNC0	314	OUTSTANDIN G			38.95
38939	90857	ACCOUNTS_P AYABLE	10/25/2021	PIONEER MANUFACTU RING CO.	1020	RECONCILED	10/29/2021		2,343.04
38938	90858	ACCOUNTS_P AYABLE	10/25/2021	AWARDSMIT H	1370	OUTSTANDIN G			129.75
38957	90859	ACCOUNTS_P AYABLE	10/25/2021	FORGET-ME- NOT FLOWER SHOP,INC.	5460	RECONCILED	10/28/2021		82.00
38946	90860	ACCOUNTS_P AYABLE	10/25/2021	GRAINER	5843	OUTSTANDIN G			14.30
38965	90861	ACCOUNTS_P AYABLE	10/25/2021	BAKER VEHICLE SYSTEMS,	6088	RECONCILED	10/29/2021		40.03

Start Date: 10/1/2021

End Date: 10/31/2021

LEXINGTON LOCAL SCHOOLS

Disbursement Summary Report

Reference Number	Check Number	Type	Date	Name	Vendor #	Status	Reconcile Date	Void Date	Amount
38944	90862	ACCOUNTS_P AYABLE	10/25/2021	INC. SCHOOL SPECIALTY	6538	OUTSTANDIN G			\$ 3,099.35
38967	90863	ACCOUNTS_P AYABLE	10/25/2021	SALLY GIEFER	6996	RECONCILED	10/27/2021		1,294.65
38958	90864	ACCOUNTS_P AYABLE	10/25/2021	BIO CORPORATIO N	7345	OUTSTANDIN G			18.00
38942	90865	ACCOUNTS_P AYABLE	10/25/2021	SCHOOL HEALTH CORPORATIO N	7533	RECONCILED	10/29/2021		2,039.26
38943	90866	ACCOUNTS_P AYABLE	10/25/2021	HOME DEPOT	7549	OUTSTANDIN G			149.56
38962	90867	ACCOUNTS_P AYABLE	10/25/2021	SUNBELT RENTALS	7776	OUTSTANDIN G			1,121.45
38964	90868	ACCOUNTS_P AYABLE	10/25/2021	ROBERT J TOMMELLEO	8823	OUTSTANDIN G			89.98
38948	90869	ACCOUNTS_P AYABLE	10/25/2021	SPYDER SIGNS & GRAPHICS	9378	OUTSTANDIN G			120.00
38950	90870	ACCOUNTS_P AYABLE	10/25/2021	NCS PEARSON, INC.	9497	OUTSTANDIN G			187.10
38960	90871	ACCOUNTS_P AYABLE	10/25/2021	COLE DISTRIBUTIN G	9752	RECONCILED	10/29/2021		164.56
38966	90872	ACCOUNTS_P AYABLE	10/25/2021	TREASURER, STATE OF OHIO	9906	OUTSTANDIN G			200.00
38954	90873	ACCOUNTS_P AYABLE	10/25/2021	ADVANCED KEY & LOCK SHOP	10296	OUTSTANDIN G			16.99
38953	90874	ACCOUNTS_P AYABLE	10/25/2021	JOSTENS	10830	RECONCILED	10/29/2021		12.30
38940	90875	ACCOUNTS_P AYABLE	10/25/2021	EQUIPARTS	11070	RECONCILED	10/29/2021		444.13
38956	90876	ACCOUNTS_P AYABLE	10/25/2021	THE REHAB CENTER	11246	OUTSTANDIN G			14,320.91
38955	90877	ACCOUNTS_P AYABLE	10/25/2021	COMMERICA L PARTS & SERVICE	11505	OUTSTANDIN G			238.83
38947	90878	ACCOUNTS_P AYABLE	10/25/2021	CINDY COWLES	11515	OUTSTANDIN G			3,510.72
38959	90879	ACCOUNTS_P AYABLE	10/25/2021	SCHOOL DATE BOOKS	11627	OUTSTANDIN G			47.10
38945	90880	ACCOUNTS_P AYABLE	10/25/2021	COLUMBIA GAS	11662	OUTSTANDIN G			1,133.72
38949	90881	ACCOUNTS_P AYABLE	10/25/2021	DRAIN PRO	11678	OUTSTANDIN G			200.00
38941	90882	ACCOUNTS_P AYABLE	10/25/2021	RIVER EDUCATION SERVICES INC	13290	OUTSTANDIN G			2,755.00
38951	90883	ACCOUNTS_P AYABLE	10/25/2021	AMAZON CAPITAL SERVICES	13575	OUTSTANDIN G			617.38
38952	90884	ACCOUNTS_P AYABLE	10/25/2021	MT VERNON NAZARENE UNIVERSITY	13590	OUTSTANDIN G			39.53
38961	90885	ACCOUNTS_P AYABLE	10/25/2021	STEALTH PARTNER GROUP	13604	RECONCILED	10/29/2021		44,546.10
38969	90886	ACCOUNTS_P AYABLE	10/27/2021	AMAZON CAPITAL SERVICES	13575	OUTSTANDIN G			16.16

Start Date: 10/1/2021

End Date: 10/31/2021

LEXINGTON LOCAL SCHOOLS

Disbursement Summary Report

Reference Number	Check Number	Type	Date	Name	Vendor #	Status	Reconcile Date	Void Date	Amount
38970	90887	ACCOUNTS_P AYABLE	10/27/2021	AMERICAN ELECTRIC POWER	701	OUTSTANDIN G			\$ 29,605.74
38980	90888	ACCOUNTS_P AYABLE	10/27/2021	ANDY J. LITTLE	7196	OUTSTANDIN G			125.00
38992	90889	ACCOUNTS_P AYABLE	10/27/2021	ARBITER SPORTS	13303	OUTSTANDIN G			175.00
38995	90890	ACCOUNTS_P AYABLE	10/27/2021	CAPITAL ONE	3469	OUTSTANDIN G			240.08
38978	90891	ACCOUNTS_P AYABLE	10/27/2021	CHRISTOPHE R GLENNON	13459	OUTSTANDIN G			250.00
38975	90892	ACCOUNTS_P AYABLE	10/27/2021	CULLIGAN QUALITY WATER	610	OUTSTANDIN G			185.00
38973	90893	ACCOUNTS_P AYABLE	10/27/2021	DAVID A. BOND	8715	OUTSTANDIN G			125.00
38976	90894	ACCOUNTS_P AYABLE	10/27/2021	DIRECT ENERGY BUSINESS	11543	OUTSTANDIN G			101.12
38977	90895	ACCOUNTS_P AYABLE	10/27/2021	EZE RENTAL CENTER	7500	OUTSTANDIN G			55.83
38971	90896	ACCOUNTS_P AYABLE	10/27/2021	GALION COMMUNITY HOSPITAL	12104	OUTSTANDIN G			834.17
38996	90897	ACCOUNTS_P AYABLE	10/27/2021	JANELLE WYANT	11426	OUTSTANDIN G			30.00
38983	90898	ACCOUNTS_P AYABLE	10/27/2021	JEFF MEYER	11808	OUTSTANDIN G			103.00
38979	90899	ACCOUNTS_P AYABLE	10/27/2021	JENNIFER LAW	9606	OUTSTANDIN G			46.04
38988	90900	ACCOUNTS_P AYABLE	10/27/2021	JOE PETERS	13478	OUTSTANDIN G			125.00
38987	90901	ACCOUNTS_P AYABLE	10/27/2021	MARTHA PERRY	7490	OUTSTANDIN G			125.00
38982	90902	ACCOUNTS_P AYABLE	10/27/2021	METRONOM E MUSIC STORE	740	OUTSTANDIN G			31.25
38984	90903	ACCOUNTS_P AYABLE	10/27/2021	MID-OHIO ED. SERVICE CENTER	69	OUTSTANDIN G			448.00
38985	90904	ACCOUNTS_P AYABLE	10/27/2021	MINUTEMAN PRESS	10766	OUTSTANDIN G			437.13
38986	90905	ACCOUNTS_P AYABLE	10/27/2021	NYTE FLYTE ENTERTAIN MENT	12059	RECONCILED	10/29/2021		200.00
38972	90906	ACCOUNTS_P AYABLE	10/27/2021	REBECCA BIGLEY	6615	OUTSTANDIN G			78.45
38989	90907	ACCOUNTS_P AYABLE	10/27/2021	SAM'S CLUB DIRECT	5566	OUTSTANDIN G			692.18
38990	90908	ACCOUNTS_P AYABLE	10/27/2021	SCHOOL HEALTH CORPORATIO N	7533	OUTSTANDIN G			25.32
38974	90909	ACCOUNTS_P AYABLE	10/27/2021	SETH COLE	13695	OUTSTANDIN G			103.00
38991	90910	ACCOUNTS_P AYABLE	10/27/2021	STOODT'S FRESH MARKET	13591	OUTSTANDIN G			69.50
38993	90911	ACCOUNTS_P AYABLE	10/27/2021	THE REHAB CENTER	11246	OUTSTANDIN G			817.50
38994	90912	ACCOUNTS_P AYABLE	10/27/2021	THEN DESIGN ARCHITECTU RE LTD	13501	OUTSTANDIN G			90,560.64
38981	90913	ACCOUNTS_P AYABLE	10/27/2021	TROY MEEKS	13694	OUTSTANDIN G			99.99

Start Date: 10/1/2021

End Date: 10/31/2021

LEXINGTON LOCAL SCHOOLS

Disbursement Summary Report

Reference Number	Check Number	Type	Date	Name	Vendor #	Status	Reconcile Date	Void Date	Amount
38997	90914	ACCOUNTS_P AYABLE	10/27/2021	AMAZON CAPITAL SERVICES	13575	OUTSTANDIN G			\$ 518.02
38998	90915	ACCOUNTS_P AYABLE	10/27/2021	DENISE BENSON	7573	OUTSTANDIN G			152.00
38999	90916	ACCOUNTS_P AYABLE	10/27/2021	CDW-G GOVERNMEN T, INC.	7886	OUTSTANDIN G			167.14
39000	90917	ACCOUNTS_P AYABLE	10/27/2021	CenturyLink	700	OUTSTANDIN G			813.46
39001	90918	ACCOUNTS_P AYABLE	10/27/2021	GOPHER	6300	OUTSTANDIN G			200.77
39002	90919	ACCOUNTS_P AYABLE	10/27/2021	HOME DEPOT	7549	OUTSTANDIN G			145.98
39003	90920	ACCOUNTS_P AYABLE	10/27/2021	MCGRAW- HILL EDUCATION INC	7666	OUTSTANDIN G			8,509.09
39004	90921	ACCOUNTS_P AYABLE	10/27/2021	EMD MILLIPORE CORP	13370	OUTSTANDIN G			146.49
39005	90922	ACCOUNTS_P AYABLE	10/27/2021	MVD SPORTS	6482	OUTSTANDIN G			387.50
39006	90923	ACCOUNTS_P AYABLE	10/27/2021	NORTH CENTRAL OHIO ESC	9382	OUTSTANDIN G			2,650.00
39007	90924	ACCOUNTS_P AYABLE	10/27/2021	OHIO.NET INTERNET PROVIDERS	13038	OUTSTANDIN G			472.42
39008	90925	ACCOUNTS_P AYABLE	10/27/2021	SCHOOL DATE BOOKS	11627	OUTSTANDIN G			139.56
39009	90926	ACCOUNTS_P AYABLE	10/27/2021	VARSITY SPIRIT FASHIONS	1441	OUTSTANDIN G			125.90
39010	90927	ACCOUNTS_P AYABLE	10/27/2021	VERIZON WIRELESS	7415	OUTSTANDIN G			342.30
39011	90928	ACCOUNTS_P AYABLE	10/28/2021	OMEA	8109	OUTSTANDIN G			250.00
39025	90929	ACCOUNTS_P AYABLE	10/29/2021	AJINOMOTO CAMBROOKE , INC	13586	OUTSTANDIN G			113.94
39019	90930	ACCOUNTS_P AYABLE	10/29/2021	AMAZON CAPITAL SERVICES	13575	OUTSTANDIN G			420.77
39026	90931	ACCOUNTS_P AYABLE	10/29/2021	CHARLES RITTER CO.	907	OUTSTANDIN G			224.01
39021	90932	ACCOUNTS_P AYABLE	10/29/2021	ELIJAH MILLER	13611	OUTSTANDIN G			125.00
39024	90933	ACCOUNTS_P AYABLE	10/29/2021	FINLEY'S FACILITIES SERVICES	13571	OUTSTANDIN G			99.20
39022	90934	ACCOUNTS_P AYABLE	10/29/2021	JILLIAN NOBLET	13012	OUTSTANDIN G			35.85
39017	90935	ACCOUNTS_P AYABLE	10/29/2021	JOHN R. GREEN COMPANY	10562	OUTSTANDIN G			332.26
39016	90936	ACCOUNTS_P AYABLE	10/29/2021	LEXINGTON ATHLETIC DEPT.	3520	OUTSTANDIN G			2,850.00
39034	90937	ACCOUNTS_P AYABLE	10/29/2021	MARK HOOVER	12011	OUTSTANDIN G			7.83
39023	90938	ACCOUNTS_P AYABLE	10/29/2021	McCORMICK' S GROUP LLC	8270	OUTSTANDIN G			1,300.49
39029	90939	ACCOUNTS_P AYABLE	10/29/2021	MVD SPORTS	6482	OUTSTANDIN G			1,225.00
39032	90940	ACCOUNTS_P	10/29/2021	OHIO	911	OUTSTANDIN			200.00

Start Date: 10/1/2021

End Date: 10/31/2021

LEXINGTON LOCAL SCHOOLS

Disbursement Summary Report

Reference Number	Check Number	Type	Date	Name	Vendor #	Status	Reconcile Date	Void Date	Amount
		AYABLE		SCHOOL BD. ASSOC.		G			
39035	90941	ACCOUNTS_P AYABLE	10/29/2021	PIONEER MANUFACTU RING CO.	1020	OUTSTANDIN G			\$ 613.93
39018	90942	ACCOUNTS_P AYABLE	10/29/2021	RENHILL GROUP, INC.	10075	OUTSTANDIN G			15,726.94
39036	90943	ACCOUNTS_P AYABLE	10/29/2021	RIVER EDUCATION SERVICES INC	13290	OUTSTANDIN G			13,340.00
39028	90944	ACCOUNTS_P AYABLE	10/29/2021	SCHOLASTIC INC	2522	OUTSTANDIN G			158.84
39031	90945	ACCOUNTS_P AYABLE	10/29/2021	SCHOOL PRIDE	11128	OUTSTANDIN G			403.00
39020	90946	ACCOUNTS_P AYABLE	10/29/2021	SCHOOL SPECIALTY	6538	OUTSTANDIN G			312.37
39027	90947	ACCOUNTS_P AYABLE	10/29/2021	STANTON SHEET MUSIC	22	OUTSTANDIN G			143.13
39030	90948	ACCOUNTS_P AYABLE	10/29/2021	TRISH KIST	13060	OUTSTANDIN G			47.99
39033	90949	ACCOUNTS_P AYABLE	10/29/2021	VALERIE HUNTER	11583	OUTSTANDIN G			38.87
39015	90950	ACCOUNTS_P AYABLE	10/29/2021	VICKIE STIMA	9690	OUTSTANDIN G			32.48
39037	90951	ACCOUNTS_P AYABLE	10/29/2021	O'CHARLEY'S	8316	OUTSTANDIN G			399.39
38880	691731	ACCOUNTS_P AYABLE	10/8/2021	GORDON FOOD SERVICE	900652	RECONCILED	10/8/2021		28,802.64
38933	691732	ACCOUNTS_P AYABLE	10/22/2021	ANTHEM BENEFIT SERVICES	900902	RECONCILED	10/22/2021		362,711.79
38934	691733	ACCOUNTS_P AYABLE	10/22/2021	MEMO- S.E.R.S.	900997	RECONCILED	10/22/2021		5,420.37
38935	691734	ACCOUNTS_P AYABLE	10/22/2021	MEMO- S.T.R.S.	900998	RECONCILED	10/22/2021		14,185.79
38936	691735	ACCOUNTS_P AYABLE	10/22/2021	LEXINGTON SCHOOLS - PAYROLL	900934	RECONCILED	10/22/2021		16,346.49
39012	691736	ACCOUNTS_P AYABLE	10/29/2021	MEMO- S.E.R.S.	900997	RECONCILED	10/29/2021		47,826.00
39013	691737	ACCOUNTS_P AYABLE	10/29/2021	MEMO- S.T.R.S.	900998	RECONCILED	10/29/2021		121,834.00
39014	691738	ACCOUNTS_P AYABLE	10/29/2021	MEMO-MID OHIO ESC	900069	RECONCILED	10/29/2021		28,627.18
Grand Total									\$ 5,621,399.59

Start Date: 10/01/2021

End Date: 10/31/2021

LEXINGTON LOCAL SCHOOLS

Receipts Ledger Report

Receipt #	Line #	Date	Type	Description	Full Account Code	Amount
Fund:	001					
Receipt:	1211					
76376	1	10/4/2021	RC	Tuition	001-1211-0000-000000-000	\$ 1,360.82
76401	1	10/8/2021	RC	Preschool tuition	001-1211-0000-000000-500	700.00
76421	1	10/20/2021	RC	Preschool tuition	001-1211-0000-000000-500	1,100.00
76427	1	10/21/2021	RC	Tuition	001-1211-0000-000000-000	680.41
76464	1	10/29/2021	RC	Preschool tuition	001-1211-0000-000000-500	400.00
						\$ 4,241.23
Receipt:	1221					
76461	2	10/28/2021	RC	Excess Cost - Akron	001-1221-0000-000000-000	1,350.00
76450	18	10/29/2021	RC	JV50 Tuition (SF-14)	001-1221-0000-000000-000	64,404.57
						\$ 65,754.57
Receipt:	1223					
76450	20	10/29/2021	RC	JV52 Tuition (SF-14)	001-1223-0000-000000-000	30,028.74
						\$ 30,028.74
Receipt:	1227					
76437	1	10/26/2021	RC	Open Enrollment Revenue Acct Corr	001-1227-0000-000000-000	(1,505.00)
						\$ (1,505.00)
Receipt:	1410					
76468	1	10/31/2021	RC	Richland Bank Interest	001-1410-0000-000000-000	4,965.82
						\$ 4,965.82
Receipt:	1740					
76377	1	10/4/2021	RC	School fees	001-1740-0000-000000-100	21.00
76434	2	10/22/2021	RC	School Fees	001-1740-0000-000000-200	12.00
76459	1	10/27/2021	RC	School fees	001-1740-0000-000000-100	111.00
76463	2	10/29/2021	RC	Western school fees	001-1740-0000-000000-500	48.00
76467	1	10/31/2021	RC	HS Fees - Pay For It	001-1740-0000-000000-100	1,417.36
76467	2	10/31/2021	RC	Central Fees - Pay For It	001-1740-0000-000000-400	514.40
76467	3	10/31/2021	RC	Jr High Fees - Pay For It	001-1740-0000-000000-200	75.00
76467	4	10/31/2021	RC	Eastern Fees - Pay For It	001-1740-0000-000000-300	335.00
76467	5	10/31/2021	RC	Western Fees - Pay For It	001-1740-0000-000000-500	0.00
						\$ 2,533.76
Receipt:	1890					
76418	1	10/18/2021	RC	Maintenance Recycling	001-1890-0000-000000-000	257.14
						\$ 257.14
Receipt:	3110					
76399	1	10/15/2021	RC	Opportunity Grant	001-3110-0000-000000-000	260,450.09
76399	2	10/15/2021	RC	Targeted Assistance	001-3110-0000-000000-000	32,892.64
76399	3	10/15/2021	RC	K-3 Literacy Funding	001-3110-0000-000000-000	5,948.56
76399	5	10/15/2021	RC	Limited English Prof Funding	001-3110-0000-000000-000	122.71

Start Date: 10/01/2021

End Date: 10/31/2021

LEXINGTON LOCAL SCHOOLS

Receipts Ledger Report

Receipt #	Line #	Date	Type	Description	Full Account Code	Amount
76399	6	10/15/2021	RC	Gifted Education Funding	001-3110-0000-000000-000	\$ 5,092.68
76399	7	10/15/2021	RC	Transportation	001-3110-0000-000000-000	22,763.69
76399	8	10/15/2021	RC	Special Education Funding	001-3110-0000-000000-000	50,084.00
76399	9	10/15/2021	RC	Graduation Bonus	001-3110-0000-000000-000	1,658.97
76399	10	10/15/2021	RC	Third Grade Reading Bonus	001-3110-0000-000000-000	994.42
76399	12	10/15/2021	RC	Enrollment Growth Supplement	001-3110-0000-000000-000	0.00
76399	13	10/15/2021	RC	Preschool Special Educ Funding	001-3110-0000-000000-000	6,806.85
76399	14	10/15/2021	RC	Special Educ Transportation	001-3110-0000-000000-000	2,674.45
76399	15	10/15/2021	RC	Open Enrollment Revenue	001-3110-0000-000000-000	250.83
76399	16	10/15/2021	RC	Open Enrollment Deduction	001-3110-0000-000000-000	(47,096.54)
76437	2	10/26/2021	RC	Open Enrollment Revenue Acct Corr	001-3110-0000-000000-000	1,505.00
76437	4	10/26/2021	RC	Open Enrollment Deduction Acct Corr	001-3110-0000-000000-000	(282,568.24)
76450	1	10/29/2021	RC	Opportunity Grant	001-3110-0000-000000-000	260,450.09
76450	2	10/29/2021	RC	Targeted Assistance	001-3110-0000-000000-000	32,892.64
76450	3	10/29/2021	RC	K-3 Literacy Funding	001-3110-0000-000000-000	5,948.56
76450	5	10/29/2021	RC	Limited English Prof Funding	001-3110-0000-000000-000	122.71
76450	6	10/29/2021	RC	Gifted Education Funding	001-3110-0000-000000-000	5,092.68
76450	7	10/29/2021	RC	Transportation	001-3110-0000-000000-000	22,763.69
76450	8	10/29/2021	RC	Special Education Funding	001-3110-0000-000000-000	50,084.00
76450	9	10/29/2021	RC	Graduation Bonus	001-3110-0000-000000-000	1,658.97
76450	10	10/29/2021	RC	Third Grade Reading Bonus	001-3110-0000-000000-000	994.42
76450	12	10/29/2021	RC	Enrollment Growth Supplement	001-3110-0000-000000-000	0.00
76450	13	10/29/2021	RC	Preschool Special Educ Funding	001-3110-0000-000000-000	6,806.84
76450	14	10/29/2021	RC	Special Educ Transportation	001-3110-0000-000000-000	2,674.45
76450	15	10/29/2021	RC	Open Enrollment Revenue	001-3110-0000-000000-000	250.84
76450	16	10/29/2021	RC	Open Enrollment Deduction	001-3110-0000-000000-000	(47,096.54)
						\$ 404,223.46
Receipt:	3132					
76400	1	10/15/2021	RC	Homestead Real Est - Morrow	001-3132-0000-000000-000	2,172.75
76400	2	10/15/2021	RC	Homestead Emerg Levy- Morrow	001-3132-0000-000000-000	1,350.48
						\$ 3,523.23
Receipt:	3211					
76399	4	10/15/2021	RC	Economic Disadvantaged Funding	001-3211-0000-000000-000	2,383.81
76450	4	10/29/2021	RC	Economic Disadvantaged Funding	001-3211-0000-000000-000	2,383.81
						\$ 4,767.62
Receipt:	3219					
76399	11	10/15/2021	RC	Career Tech Education Funding	001-3219-0000-000000-000	717.70
76450	11	10/29/2021	RC	Career Tech Education Funding	001-3219-0000-000000-000	717.70
						\$ 1,435.40
Receipt:	3300					

Start Date: 10/01/2021

End Date: 10/31/2021

LEXINGTON LOCAL SCHOOLS

Receipts Ledger Report

Receipt #	Line #	Date	Type	Description	Full Account Code	Amount
76469	1	10/31/2021	RC	MEDICAID Recd -10/7	001-3300-0000-000000-000	\$ 99.16
76469	2	10/31/2021	RC	MEDICAID Recd -10/28	001-3300-0000-000000-000	1,010.42
						<u>\$ 1,109.58</u>
						<u>\$ 521,335.55</u>
Fund:	002					
Receipt:	3132					
76400	3	10/15/2021	RC	Homestead Bond Ret- Morrow	002-3132-0000-000000-000	847.97
						<u>\$ 847.97</u>
						<u>\$ 847.97</u>
Fund:	003					
Receipt:	3132					
76400	4	10/15/2021	RC	Homestead for PI Levy-Morrow	003-3132-0000-000000-000	176.91
						<u>\$ 176.91</u>
						<u>\$ 176.91</u>
Fund:	004					
Receipt:	1410					
76468	6	10/31/2021	RC	LFI Fund	004-1410-0000-000000-000	2,738.82
						<u>\$ 2,738.82</u>
Receipt:	1820					
76404	1	10/13/2021	RC	Building Project Donations (Harris)	004-1820-0000-000000-000	220.00
76441	1	10/25/2021	RC	Building Project Donations (Harris)	004-1820-0000-000000-000	1,000.00
						<u>\$ 1,220.00</u>
						<u>\$ 3,958.82</u>
Fund:	006					
Receipt:	1410					
76468	4	10/31/2021	RC	Richland Bank Interest	006-1410-0000-000000-000	0.00
						<u>\$ 0.00</u>
Receipt:	1511					
76415	26	10/8/2021	RC	HS Breakfast	006-1511-0000-000000-100	26.10
76415	27	10/8/2021	RC	Jr. Hi Breakfast	006-1511-0000-000000-200	0.00
76415	28	10/8/2021	RC	Eastern Breakfast	006-1511-0000-000000-300	0.00
76415	29	10/8/2021	RC	Central Breakfast	006-1511-0000-000000-400	0.00
76415	30	10/8/2021	RC	Western Breakfast	006-1511-0000-000000-500	1.50
76416	26	10/15/2021	RC	HS Breakfast	006-1511-0000-000000-100	27.35
76416	27	10/15/2021	RC	Jr. Hi Breakfast	006-1511-0000-000000-200	0.75
76416	28	10/15/2021	RC	Eastern Breakfast	006-1511-0000-000000-300	0.00
76416	29	10/15/2021	RC	Central Breakfast	006-1511-0000-000000-400	0.00
76416	30	10/15/2021	RC	Western Breakfast	006-1511-0000-000000-500	0.50
76449	26	10/22/2021	RC	HS Breakfast	006-1511-0000-000000-100	17.25
76449	27	10/22/2021	RC	Jr. Hi Breakfast	006-1511-0000-000000-200	0.00

Start Date: 10/01/2021

End Date: 10/31/2021

LEXINGTON LOCAL SCHOOLS

Receipts Ledger Report

Receipt #	Line #	Date	Type	Description	Full Account Code	Amount
76449	28	10/22/2021	RC	Eastern Breakfast	006-1511-0000-000000-300	\$ 0.00
76449	29	10/22/2021	RC	Central Breakfast	006-1511-0000-000000-400	0.00
76449	30	10/22/2021	RC	Western Breakfast	006-1511-0000-000000-500	0.50
76462	26	10/29/2021	RC	HS Breakfast	006-1511-0000-000000-100	19.00
76462	27	10/29/2021	RC	Jr. Hi Breakfast	006-1511-0000-000000-200	0.00
76462	28	10/29/2021	RC	Eastern Breakfast	006-1511-0000-000000-300	1.00
76462	29	10/29/2021	RC	Central Breakfast	006-1511-0000-000000-400	0.00
76462	30	10/29/2021	RC	Western Breakfast	006-1511-0000-000000-500	0.00
						\$ 93.95
Receipt:	1512					
76415	1	10/8/2021	RC	HS Stu. Type A	006-1512-0000-000000-100	0.00
76415	5	10/8/2021	RC	HS ROA Stu. Type A	006-1512-0000-000000-100	(542.44)
76415	6	10/8/2021	RC	Jr Hi Stu. Type A	006-1512-0000-000000-200	0.00
76415	10	10/8/2021	RC	Jr. Hi ROA Stu Type A	006-1512-0000-000000-200	(173.95)
76415	11	10/8/2021	RC	Eastern Stu. Type A	006-1512-0000-000000-300	0.00
76415	15	10/8/2021	RC	Eastern ROA Stu. Type A	006-1512-0000-000000-300	(81.85)
76415	16	10/8/2021	RC	Central Stu. Type A	006-1512-0000-000000-400	0.00
76415	20	10/8/2021	RC	Central ROA Stu. Type A	006-1512-0000-000000-400	(1.75)
76415	21	10/8/2021	RC	Western Stu. Type A	006-1512-0000-000000-500	0.00
76415	25	10/8/2021	RC	Western ROA Stu. Type A	006-1512-0000-000000-500	(12.75)
76416	1	10/15/2021	RC	HS Stu. Type A	006-1512-0000-000000-100	0.00
76416	5	10/15/2021	RC	HS ROA Stu. Type A	006-1512-0000-000000-100	(437.55)
76416	6	10/15/2021	RC	Jr Hi Stu. Type A	006-1512-0000-000000-200	0.00
76416	10	10/15/2021	RC	Jr. Hi ROA Stu Type A	006-1512-0000-000000-200	(132.45)
76416	11	10/15/2021	RC	Eastern Stu. Type A	006-1512-0000-000000-300	0.00
76416	15	10/15/2021	RC	Eastern ROA Stu. Type A	006-1512-0000-000000-300	(51.15)
76416	16	10/15/2021	RC	Central Stu. Type A	006-1512-0000-000000-400	0.00
76416	20	10/15/2021	RC	Central ROA Stu. Type A	006-1512-0000-000000-400	(7.55)
76416	21	10/15/2021	RC	Western Stu. Type A	006-1512-0000-000000-500	0.00
76416	25	10/15/2021	RC	Western ROA Stu. Type A	006-1512-0000-000000-500	(17.60)
76449	1	10/22/2021	RC	HS Stu. Type A	006-1512-0000-000000-100	5.70
76449	5	10/22/2021	RC	HS ROA Stu. Type A	006-1512-0000-000000-100	(434.95)
76449	6	10/22/2021	RC	Jr Hi Stu. Type A	006-1512-0000-000000-200	0.00
76449	10	10/22/2021	RC	Jr. Hi ROA Stu Type A	006-1512-0000-000000-200	(159.40)
76449	11	10/22/2021	RC	Eastern Stu. Type A	006-1512-0000-000000-300	0.00
76449	15	10/22/2021	RC	Eastern ROA Stu. Type A	006-1512-0000-000000-300	(3.45)
76449	16	10/22/2021	RC	Central Stu. Type A	006-1512-0000-000000-400	0.00
76449	20	10/22/2021	RC	Central ROA Stu. Type A	006-1512-0000-000000-400	(25.35)
76449	21	10/22/2021	RC	Western Stu. Type A	006-1512-0000-000000-500	0.00
76449	25	10/22/2021	RC	Western ROA Stu. Type A	006-1512-0000-000000-500	(13.25)

Start Date: 10/01/2021

End Date: 10/31/2021

LEXINGTON LOCAL SCHOOLS Receipts Ledger Report

Receipt #	Line #	Date	Type	Description	Full Account Code	Amount
76462	1	10/29/2021	RC	HS Stu. Type A	006-1512-0000-000000-100	\$ 0.00
76462	5	10/29/2021	RC	HS ROA Stu. Type A	006-1512-0000-000000-100	(453.55)
76462	6	10/29/2021	RC	Jr Hi Stu. Type A	006-1512-0000-000000-200	0.00
76462	10	10/29/2021	RC	Jr. Hi ROA Stu Type A	006-1512-0000-000000-200	(173.50)
76462	11	10/29/2021	RC	Eastern Stu. Type A	006-1512-0000-000000-300	0.00
76462	15	10/29/2021	RC	Eastern ROA Stu. Type A	006-1512-0000-000000-300	(34.50)
76462	16	10/29/2021	RC	Central Stu. Type A	006-1512-0000-000000-400	0.00
76462	20	10/29/2021	RC	Central ROA Stu. Type A	006-1512-0000-000000-400	(92.75)
76462	21	10/29/2021	RC	Western Stu. Type A	006-1512-0000-000000-500	0.00
76462	25	10/29/2021	RC	Western ROA Stu. Type A	006-1512-0000-000000-500	(22.50)
76467	6	10/31/2021	RC	HS Lunch - Pay For It	006-1512-0000-000000-100	251.10
76467	7	10/31/2021	RC	Jr High Lunch - Pay For It	006-1512-0000-000000-200	36.00
76467	8	10/31/2021	RC	Eastern Lunch - Pay For It	006-1512-0000-000000-300	35.00
76467	9	10/31/2021	RC	Central Lunch - Pay For It	006-1512-0000-000000-400	0.00
76467	10	10/31/2021	RC	Western Lunch - Pay For It	006-1512-0000-000000-500	60.00
						\$ (2,484.44)
Receipt:	1513					
76415	3	10/8/2021	RC	HS Stu. ALa Carte	006-1513-0000-000000-100	839.10
76415	8	10/8/2021	RC	Jr. Hi Stu. Ala Carte	006-1513-0000-000000-200	360.20
76415	13	10/8/2021	RC	Eastern Stu. Ala Carte	006-1513-0000-000000-300	112.60
76415	18	10/8/2021	RC	Central Stu. Ala Carte	006-1513-0000-000000-400	11.75
76415	23	10/8/2021	RC	Western Stu. Ala Carte	006-1513-0000-000000-500	13.75
76416	3	10/15/2021	RC	HS Stu. ALa Carte	006-1513-0000-000000-100	703.60
76416	8	10/15/2021	RC	Jr. Hi Stu. Ala Carte	006-1513-0000-000000-200	361.20
76416	13	10/15/2021	RC	Eastern Stu. Ala Carte	006-1513-0000-000000-300	42.65
76416	18	10/15/2021	RC	Central Stu. Ala Carte	006-1513-0000-000000-400	28.50
76416	23	10/15/2021	RC	Western Stu. Ala Carte	006-1513-0000-000000-500	18.50
76449	3	10/22/2021	RC	HS Stu. ALa Carte	006-1513-0000-000000-100	660.50
76449	8	10/22/2021	RC	Jr. Hi Stu. Ala Carte	006-1513-0000-000000-200	240.90
76449	13	10/22/2021	RC	Eastern Stu. Ala Carte	006-1513-0000-000000-300	61.20
76449	18	10/22/2021	RC	Central Stu. Ala Carte	006-1513-0000-000000-400	22.85
76449	23	10/22/2021	RC	Western Stu. Ala Carte	006-1513-0000-000000-500	25.00
76462	3	10/29/2021	RC	HS Stu. ALa Carte	006-1513-0000-000000-100	606.30
76462	8	10/29/2021	RC	Jr. Hi Stu. Ala Carte	006-1513-0000-000000-200	236.25
76462	13	10/29/2021	RC	Eastern Stu. Ala Carte	006-1513-0000-000000-300	38.50
76462	18	10/29/2021	RC	Central Stu. Ala Carte	006-1513-0000-000000-400	91.75
76462	23	10/29/2021	RC	Western Stu. Ala Carte	006-1513-0000-000000-500	23.50
						\$ 4,498.60
Receipt:	1514					
76415	2	10/8/2021	RC	HS Stu. Milk	006-1514-0000-000000-100	3.50

Start Date: 10/01/2021

End Date: 10/31/2021

LEXINGTON LOCAL SCHOOLS

Receipts Ledger Report

Receipt #	Line #	Date	Type	Description	Full Account Code	Amount
76415	7	10/8/2021	RC	Jr. Hi. Stu Milk	006-1514-0000-000000-200	\$ 7.00
76415	12	10/8/2021	RC	Eastern Stu. Milk	006-1514-0000-000000-300	0.00
76415	17	10/8/2021	RC	Central Stu. Milk	006-1514-0000-000000-400	3.00
76415	22	10/8/2021	RC	Western Stu. Milk	006-1514-0000-000000-500	0.00
76416	2	10/15/2021	RC	HS Stu. Milk	006-1514-0000-000000-100	5.00
76416	7	10/15/2021	RC	Jr. Hi. Stu Milk	006-1514-0000-000000-200	6.00
76416	12	10/15/2021	RC	Eastern Stu. Milk	006-1514-0000-000000-300	0.00
76416	17	10/15/2021	RC	Central Stu. Milk	006-1514-0000-000000-400	2.00
76416	22	10/15/2021	RC	Western Stu. Milk	006-1514-0000-000000-500	0.00
76449	2	10/22/2021	RC	HS Stu. Milk	006-1514-0000-000000-100	2.00
76449	7	10/22/2021	RC	Jr. Hi. Stu Milk	006-1514-0000-000000-200	6.00
76449	12	10/22/2021	RC	Eastern Stu. Milk	006-1514-0000-000000-300	0.00
76449	17	10/22/2021	RC	Central Stu. Milk	006-1514-0000-000000-400	0.50
76449	22	10/22/2021	RC	Western Stu. Milk	006-1514-0000-000000-500	0.50
76462	2	10/29/2021	RC	HS Stu. Milk	006-1514-0000-000000-100	2.50
76462	7	10/29/2021	RC	Jr. Hi. Stu Milk	006-1514-0000-000000-200	2.00
76462	12	10/29/2021	RC	Eastern Stu. Milk	006-1514-0000-000000-300	0.00
76462	17	10/29/2021	RC	Central Stu. Milk	006-1514-0000-000000-400	0.50
76462	22	10/29/2021	RC	Western Stu. Milk	006-1514-0000-000000-500	0.00
						\$ 40.50
Receipt:	1523					
76415	4	10/8/2021	RC	HS Adult Ala Carte	006-1523-0000-000000-100	85.75
76415	9	10/8/2021	RC	Jr. Hi Adult Ala Carte	006-1523-0000-000000-200	31.25
76415	14	10/8/2021	RC	Eastern Adult Ala Carte	006-1523-0000-000000-300	30.25
76415	19	10/8/2021	RC	Central Adult Ala Carte	006-1523-0000-000000-400	31.35
76415	24	10/8/2021	RC	Western Adult Ala Carte	006-1523-0000-000000-500	0.75
76416	4	10/15/2021	RC	HS Adult Ala Carte	006-1523-0000-000000-100	80.60
76416	9	10/15/2021	RC	Jr. Hi Adult Ala Carte	006-1523-0000-000000-200	50.75
76416	14	10/15/2021	RC	Eastern Adult Ala Carte	006-1523-0000-000000-300	36.25
76416	19	10/15/2021	RC	Central Adult Ala Carte	006-1523-0000-000000-400	23.05
76416	24	10/15/2021	RC	Western Adult Ala Carte	006-1523-0000-000000-500	4.25
76449	4	10/22/2021	RC	HS Adult Ala Carte	006-1523-0000-000000-100	53.70
76449	9	10/22/2021	RC	Jr. Hi Adult Ala Carte	006-1523-0000-000000-200	35.25
76449	14	10/22/2021	RC	Eastern Adult Ala Carte	006-1523-0000-000000-300	26.75
76449	19	10/22/2021	RC	Central Adult Ala Carte	006-1523-0000-000000-400	17.00
76449	24	10/22/2021	RC	Western Adult Ala Carte	006-1523-0000-000000-500	0.00
76462	4	10/29/2021	RC	HS Adult Ala Carte	006-1523-0000-000000-100	69.25
76462	9	10/29/2021	RC	Jr. Hi Adult Ala Carte	006-1523-0000-000000-200	17.00
76462	14	10/29/2021	RC	Eastern Adult Ala Carte	006-1523-0000-000000-300	43.00
76462	19	10/29/2021	RC	Central Adult Ala Carte	006-1523-0000-000000-400	17.00

Start Date: 10/01/2021

End Date: 10/31/2021

LEXINGTON LOCAL SCHOOLS Receipts Ledger Report

Receipt #	Line #	Date	Type	Description	Full Account Code	Amount
76462	24	10/29/2021	RC	Western Adult Ala Carte	006-1523-0000-000000-500	\$ 0.00
Receipt:	1890					\$ 653.20
76391	3	10/8/2021	RC	Food Loss Insurance Payment	006-1890-0000-000000-000	2,067.90
Receipt:	4120					\$ 2,067.90
76429	1	10/19/2021	RC	Federal Reimb Lunch High	006-4120-0000-000000-100	14,856.51
76429	2	10/19/2021	RC	Federal Reimb Lunch Jr High	006-4120-0000-000000-200	9,433.74
76429	3	10/19/2021	RC	Federal Reimb Lunch Central	006-4120-0000-000000-400	11,937.88
76429	4	10/19/2021	RC	Federal Reimb Lunch East	006-4120-0000-000000-300	13,980.06
76429	5	10/19/2021	RC	Federal Reimb Lunch Western	006-4120-0000-000000-500	8,829.29
76429	6	10/19/2021	RC	Fed Reimb Breakfast - High	006-4120-0000-000000-100	586.08
76429	7	10/19/2021	RC	Federal Reimb Breakfast - Jr H	006-4120-0000-000000-200	108.35
76429	8	10/19/2021	RC	Federal Reimb Break - Central	006-4120-0000-000000-400	2,767.85
76429	9	10/19/2021	RC	Federal Reimb Break - East	006-4120-0000-000000-300	2,432.95
76429	10	10/19/2021	RC	Federal Reimb Break - Western	006-4120-0000-000000-500	2,955.00
76430	1	10/22/2021	RC	Federal Reimb Lunch High	006-4120-0000-000000-100	20,456.31
76430	2	10/22/2021	RC	Federal Reimb Lunch Jr High	006-4120-0000-000000-200	14,221.84
76430	3	10/22/2021	RC	Federal Reimb Lunch Central	006-4120-0000-000000-400	13,967.10
76430	4	10/22/2021	RC	Federal Reimb Lunch East	006-4120-0000-000000-300	16,190.62
76430	5	10/22/2021	RC	Federal Reimb Lunch Western	006-4120-0000-000000-500	10,802.39
76430	6	10/22/2021	RC	Fed Reimb Breakfast - High	006-4120-0000-000000-100	2,753.08
76430	7	10/22/2021	RC	Federal Reimb Breakfast - Jr H	006-4120-0000-000000-200	2,157.15
76430	8	10/22/2021	RC	Federal Reimb Break - Central	006-4120-0000-000000-400	3,447.50
76430	9	10/22/2021	RC	Federal Reimb Break - East	006-4120-0000-000000-300	3,282.51
76430	10	10/22/2021	RC	Federal Reimb Break - Western	006-4120-0000-000000-500	3,728.23
76448	1	10/28/2021	RC	Federal Reimb Lunch COVID High	006-4120-0000-000000-100	3,018.85
76448	2	10/28/2021	RC	Federal Reimb Lunch COVID Jr High	006-4120-0000-000000-200	3,018.85
76448	3	10/28/2021	RC	Federal Reimb Lunch COVID Central	006-4120-0000-000000-400	3,018.85
76448	4	10/28/2021	RC	Federal Reimb Lunch COVID East	006-4120-0000-000000-300	3,018.85
76448	5	10/28/2021	RC	Federal Reimb Lunch COVID Western	006-4120-0000-000000-500	3,018.84
Receipt:	5300					\$ 173,988.68
76391	2	10/8/2021	RC	GFS Rebate FY 21	006-5300-0000-000000-000	3,243.95
						\$ 3,243.95
Fund:	007					\$ 182,102.34
Receipt:	1410					
76468	5	10/31/2021	RC	Richland Bank Int - Minutemen	007-1410-9100-000000-000	53.73
						\$ 53.73

Start Date: 10/01/2021

End Date: 10/31/2021

LEXINGTON LOCAL SCHOOLS

Receipts Ledger Report

Receipt #	Line #	Date	Type	Description	Full Account Code	Amount
						\$ 53.73
Fund:	010					
Receipt:	1410					
76468	7	10/31/2021	RC	Classroom Facilities Fund	010-1410-0000-000000-000	\$ 9,644.91
						\$ 9,644.91
						\$ 9,644.91
Fund:	018					
Receipt:	1620					
76431	1	10/20/2021	RC	Central Staff Shirts	018-1620-9400-000000-000	130.00
						\$ 130.00
Receipt:	1630					
76463	1	10/29/2021	RC	Western fees princ acct	018-1630-9500-000000-000	12.00
						\$ 12.00
Receipt:	1690					
76374	1	10/4/2021	RC	MD Coffee service	018-1690-9100-000000-000	99.51
76375	1	10/4/2021	RC	PSAT	018-1690-9100-000000-000	18.00
76392	1	10/8/2021	RC	MD Coffee service	018-1690-9100-000000-000	79.61
76405	1	10/15/2021	RC	PSAT	018-1690-9100-000000-000	18.00
76408	1	10/15/2021	RC	MD Coffee service	018-1690-9100-000000-000	87.50
76446	1	10/25/2021	RC	MD Coffee service	018-1690-9100-000000-000	88.50
76461	3	10/28/2021	RC	Ohio Pyle Commission	018-1690-9100-000000-000	161.04
						\$ 552.16
Receipt:	1820					
76422	1	10/20/2021	RC	Donation	018-1820-9500-000000-000	50.00
						\$ 50.00
Receipt:	1890					
76423	1	10/20/2021	RC	Lost Library book	018-1890-9501-000000-000	10.00
						\$ 10.00
						\$ 754.16
Fund:	019					
Receipt:	1820					
76442	1	10/25/2021	RC	Richland Co. Retired Teachers Grant - HS English	019-1820-9304-000000-000	200.00
						\$ 200.00
Receipt:	1890					
76418	3	10/18/2021	RC	PTO Recycling - Central	019-1890-9121-000000-000	4.17
76418	5	10/18/2021	RC	PTO Recycling - Eastern	019-1890-9122-000000-000	4.18
76418	4	10/18/2021	RC	PTO Recycling - Western	019-1890-9123-000000-000	4.18
						\$ 12.53
						\$ 212.53

Start Date: 10/01/2021

End Date: 10/31/2021

LEXINGTON LOCAL SCHOOLS

Receipts Ledger Report

Receipt #	Line #	Date	Type	Description	Full Account Code	Amount
Fund: 024						
Receipt: 1410						
76468	2	10/31/2021	RC	Richland Bank Int. 024	024-1410-0000-000000-000	\$ 23.24
						<u>\$ 23.24</u>
Receipt: 1872						
76465	1	10/20/2021	RC	Employees' Premiums October	024-1872-0000-000000-000	67,899.72
76466	1	10/20/2021	RC	Board's Premiums October	024-1872-0000-000000-000	362,711.79
76440	1	10/25/2021	RC	Parker November Cobra	024-1872-0000-000000-000	2,155.95
						<u>\$ 432,767.46</u>
						<u>\$ 432,790.70</u>
Fund: 034						
Receipt: 3132						
76400	5	10/15/2021	RC	Homestead PI (.5 Mill)- Morrow	034-3132-0000-000000-000	45.46
						<u>\$ 45.46</u>
						<u>\$ 45.46</u>
Fund: 200						
Receipt: 1620						
76432	2	10/25/2021	RC	Musical Legend of Sleepy Hollow Online Sales	200-1620-9102-000000-000	72.00
76433	2	10/26/2021	RC	Musical Legend of Sleepy Hollow Online Sales	200-1620-9102-000000-000	176.00
76438	1	10/27/2021	RC	Musical Legend of Sleepy Hollow Online Sales	200-1620-9102-000000-000	20.00
76439	1	10/28/2021	RC	Musical Legend of Sleepy Hollow Online Sales	200-1620-9102-000000-000	32.00
76460	1	10/27/2021	RC	LEO club face painting	200-1620-9108-000000-000	48.25
76378	1	10/4/2021	RC	Homecoming tickets	200-1620-9114-000000-000	110.00
76385	1	10/6/2021	RC	Homecoming tickets	200-1620-9114-000000-000	260.00
76390	1	10/7/2021	RC	Homecoming tickets	200-1620-9114-000000-000	190.00
76403	1	10/13/2021	RC	Homecoming tickets	200-1620-9114-000000-000	110.00
						<u>\$ 1,018.25</u>
Receipt: 1630						
76409	1	10/15/2021	RC	Key Club Dues	200-1630-9115-000000-000	270.00
						<u>\$ 270.00</u>
Receipt: 1690						
76444	1	10/25/2021	RC	Crucial Catch shirt sales	200-1690-9104-000000-000	1,607.00
76402	1	10/13/2021	RC	Student Council - Donations	200-1690-9114-000000-000	88.06
76379	1	10/4/2021	RC	Yearbook ad sales	200-1690-9119-000000-000	535.00
76384	1	10/6/2021	RC	Yearbook ad sales	200-1690-9119-000000-000	85.00
76393	1	10/8/2021	RC	Yearbook ad sales	200-1690-9119-000000-000	810.00
76410	1	10/15/2021	RC	Yearbook ad sales	200-1690-9119-000000-000	1,085.00
76425	1	10/21/2021	RC	Yearbook ad sales	200-1690-9119-000000-000	895.00
76445	1	10/25/2021	RC	Yearbook ad sales	200-1690-9119-000000-000	210.00
76458	1	10/27/2021	RC	Yearbook ad sales	200-1690-9119-000000-000	530.00

Start Date: 10/01/2021

End Date: 10/31/2021

LEXINGTON LOCAL SCHOOLS

Receipts Ledger Report

Receipt #	Line #	Date	Type	Description	Full Account Code	Amount
76426	1	10/21/2021	RC	Recycling - JH Informed Teens	200-1690-9612-000000-000	\$ 18.30
						\$ 5,863.36
						\$ 7,151.61
Fund:	300					
Receipt:	1610					
76364	1	10/1/2021	RC	Boys JV Soccer adm vs. Crestview Online Sales	300-1610-9600-000000-703	26.00
76370	1	10/1/2021	RC	Freshman FB Adm vs. West Holmes	300-1610-9600-000000-700	246.00
76371	1	10/1/2021	RC	Girls Soccer adm vs. West Holmes	300-1610-9600-000000-704	744.00
76372	1	10/1/2021	RC	JH VB adm vs. Ashland	300-1610-9600-000000-714	272.00
76373	1	10/1/2021	RC	JV Boys Soccer adm vs. Crestview	300-1610-9600-000000-703	316.00
76365	1	10/4/2021	RC	Girls Soccer adm vs. West Holmes Online Sales	300-1610-9600-000000-704	6.00
76380	1	10/5/2021	RC	Girls Soccer adm vs. Wadsworth	300-1610-9600-000000-704	474.00
76381	1	10/5/2021	RC	Boys Soccer adm vs. Norwalk	300-1610-9600-000000-703	574.00
76382	1	10/5/2021	RC	JV FB Adm vs. West Holmes	300-1610-9600-000000-700	354.00
76383	1	10/5/2021	RC	VB adm vs. Perkins	300-1610-9600-000000-702	334.00
76366	1	10/6/2021	RC	Girls Soccer adm vs. Wadsworth Online Sales	300-1610-9600-000000-704	18.00
76366	2	10/6/2021	RC	Boys Soccer adm vs. Norwalk Online Sales	300-1610-9600-000000-703	28.00
76366	3	10/6/2021	RC	FB adm vs. Ashland Online Sales	300-1610-9600-000000-700	24.00
76387	1	10/6/2021	RC	Boys Soccer adm vs. Madison	300-1610-9600-000000-703	596.00
76388	1	10/6/2021	RC	JH VB adm vs. Ontario	300-1610-9600-000000-714	284.00
76367	1	10/7/2021	RC	JH VB adm vs. Ontario Online Sales	300-1610-9600-000000-714	20.00
76367	2	10/7/2021	RC	Boys Soccer adm vs. Mansfield Sr. Online Sales	300-1610-9600-000000-703	6.00
76367	3	10/7/2021	RC	JH FB adm vs. Madison Online Sales	300-1610-9600-000000-713	6.00
76389	1	10/7/2021	RC	JH FB adm vs. Madison	300-1610-9600-000000-713	1,366.00
76368	1	10/8/2021	RC	FB adm vs. Ashland Online Sales	300-1610-9600-000000-700	30.00
76394	1	10/12/2021	RC	FB adm vs. Ashland	300-1610-9600-000000-700	5,102.00
76369	1	10/13/2021	RC	FB adm vs. Ashland Online Sales	300-1610-9600-000000-700	262.00
76369	2	10/13/2021	RC	VB adm vs. New Philadelphia Online Sales	300-1610-9600-000000-702	4.00
76395	1	10/14/2021	RC	Girls Soccer adm vs. Bishop Hartley Online Sales	300-1610-9600-000000-704	24.00
76406	1	10/14/2021	RC	JH FB adm vs. River Valley	300-1610-9600-000000-713	1,014.00
76407	1	10/14/2021	RC	Girls Soccer adm vs. Bishop Hartly	300-1610-9600-000000-704	368.00
76396	1	10/15/2021	RC	JH FB adm vs. River Valley Online Sales	300-1610-9600-000000-713	4.00
76396	2	10/15/2021	RC	Boys Soccer adm vs. Granville Online Sales	300-1610-9600-000000-703	12.00
76411	1	10/15/2021	RC	Boys Soccer adm vs. Granville	300-1610-9600-000000-703	634.00
76412	1	10/15/2021	RC	VB adm vs. New Philadelphia	300-1610-9600-000000-702	512.00
76413	1	10/15/2021	RC	Freshman FB Adm vs. Madison	300-1610-9600-000000-700	278.00
76397	2	10/18/2021	RC	Boys Soccer adm vs. Granville Online Sales	300-1610-9600-000000-703	90.00
76414	1	10/18/2021	RC	JV FB Adm vs. Madison	300-1610-9600-000000-700	168.00
76398	1	10/19/2021	RC	FB adm vs. River Valley Online Sales	300-1610-9600-000000-700	6.00

Start Date: 10/01/2021

End Date: 10/31/2021

LEXINGTON LOCAL SCHOOLS

Receipts Ledger Report

Receipt #	Line #	Date	Type	Description	Full Account Code	Amount
76398	2	10/19/2021	RC	JV FB adm vs. Madison Online Sales	300-1610-9600-000000-700	\$ 8.00
76417	1	10/20/2021	RC	FB adm vs. River Valley Online Sales	300-1610-9600-000000-700	6.00
76420	1	10/20/2021	RC	JH FB adm vs. Mt. Vernon	300-1610-9600-000000-713	1,256.00
76432	1	10/25/2021	RC	FB adm vs. River Valley Online Sales	300-1610-9600-000000-700	24.00
76447	1	10/25/2021	RC	FB adm vs. River Valley	300-1610-9600-000000-700	2,956.00
76433	1	10/26/2021	RC	FB adm vs. River Valley Online Sales	300-1610-9600-000000-700	206.00
						\$ 18,658.00
Receipt:	1620					
76435	1	10/22/2021	RC	PE vending	300-1620-9206-000000-000	175.00
76412	2	10/15/2021	RC	FB Program Sales	300-1620-9600-000000-700	120.00
76447	2	10/25/2021	RC	FB Program Sales	300-1620-9600-000000-700	48.00
						\$ 343.00
Receipt:	1690					
76373	3	10/1/2021	RC	Ad Contract	300-1690-9600-000000-000	1,250.00
76388	3	10/6/2021	RC	Program Ad	300-1690-9600-000000-000	160.00
						\$ 1,410.00
Receipt:	1890					
76373	2	10/1/2021	RC	Girls Golf Entry Fee	300-1890-9600-000000-706	275.00
76380	2	10/5/2021	RC	Boys Golf Entry Fee	300-1890-9600-000000-706	350.00
76388	2	10/6/2021	RC	Girls Golf Elite Entry Fee	300-1890-9600-000000-706	275.00
76407	2	10/14/2021	RC	Girls Golf Entry Fee	300-1890-9600-000000-706	475.00
76413	2	10/15/2021	RC	Boys Golf Entry Fees	300-1890-9600-000000-706	700.00
76420	2	10/20/2021	RC	Boys Golf Entry Fee	300-1890-9600-000000-706	350.00
						\$ 2,425.00
						\$ 22,836.00
Fund:	507					
Receipt:	4220					
76453	1	10/29/2021	RC	ARP ESSER Revenue	507-4220-9022-000000-000	88,724.09
76454	1	10/29/2021	RC	ESSER II Revenue	507-4220-9921-000000-000	42,409.99
						\$ 131,134.08
						\$ 131,134.08
Fund:	516					
Receipt:	4220					
76451	1	10/29/2021	RC	IDEA-B Revenue	516-4220-9022-000000-000	81,854.74
						\$ 81,854.74
						\$ 81,854.74
Fund:	572					
Receipt:	4220					
76455	1	10/29/2021	RC	Title I Revenue	572-4220-9022-000000-000	48,790.57
						\$ 48,790.57

Start Date: 10/01/2021

End Date: 10/31/2021

LEXINGTON LOCAL SCHOOLS Receipts Ledger Report

Receipt #	Line #	Date	Type	Description	Full Account Code	Amount
						\$ 48,790.57
Fund:	584					
Receipt:	4220					
76456	1	10/29/2021	RC	Title IV Revenue	584-4220-9022-000000-000	\$ 4,748.60
						<u>\$ 4,748.60</u>
						\$ 4,748.60
Fund:	587					
Receipt:	4220					
76452	1	10/29/2021	RC	ECSE Revenue	587-4220-9022-000000-000	857.36
						<u>857.36</u>
						\$ 857.36
Fund:	590					
Receipt:	4220					
76457	1	10/29/2021	RC	Title II-A Revenue	590-4220-9022-000000-000	13,013.56
						<u>13,013.56</u>
						\$ 13,013.56
Grand Total						\$ 1,462,309.60

As Of Period: 10/31/2021

LEXINGTON LOCAL SCHOOLS

Revenue Account Summary

Fund-SCC	Description	FYTDReceivable	FYTD Received	MTD Received	YTD Received
SCC:	0000				
001-0000	GENERAL FUND	\$ 25,435,041.84	\$ 8,455,329.04	\$ 521,335.55	\$ 22,050,326.26
		\$ 25,435,041.84	\$ 8,455,329.04	\$ 521,335.55	\$ 22,050,326.26
SCC:	9412				
001-9412	GENERAL BUDGET RESERVE SET- ASIDE-1%/BWC	0.00	0.00	0.00	0.00
		\$ 0.00	\$ 0.00	\$ 0.00	\$ 0.00
SCC:	0000				
002-0000	BOND RETIREMENT FUND	3,324,825.31	1,433,222.09	847.97	3,346,695.60
003-0000	PERMANENT IMPROVEMENT FUND	736,856.09	283,266.93	176.91	689,621.41
004-0000	LFI BUILDING FUND	3,306,596.47	3,216,180.12	3,958.82	3,222,952.74
006-0000	FOOD SERVICE FUND	718,413.21	202,759.98	182,102.34	682,092.32
		\$ 8,086,691.08	\$ 5,135,429.12	\$ 187,086.04	\$ 7,941,362.07
SCC:	9100				
007-9100	LEXINGTON MINUTEMEN ACADEMIC SCHOLARSHIP FUND	15,439.69	3,228.86	53.73	12,852.48
		\$ 15,439.69	\$ 3,228.86	\$ 53.73	\$ 12,852.48
SCC:	9800				
007-9800	TERRY McCAMMON SCHOLARSHIP FUND	8,637.77	0.00	0.00	8,436.43
		\$ 8,637.77	\$ 0.00	\$ 0.00	\$ 8,436.43
SCC:	0000				
010-0000	CLASSROOM FACILITIES CONSTRUCTION FUND	407,794.24	24,022.58	9,644.91	53,213.33
		\$ 407,794.24	\$ 24,022.58	\$ 9,644.91	\$ 53,213.33
SCC:	9100				
018-9100	HIGH SCHOOL PRINCIPAL'S FUND	5,160.88	1,045.90	552.16	4,625.14
		\$ 5,160.88	\$ 1,045.90	\$ 552.16	\$ 4,625.14
SCC:	9101				
018-9101	HIGH SCHOOL FLOWER FUND	215.00	333.00	0.00	333.00
		\$ 215.00	\$ 333.00	\$ 0.00	\$ 333.00
SCC:	9200				
018-9200	JUNIOR HIGH PRINCIPAL'S FUND	5.00	791.19	0.00	791.19
		\$ 5.00	\$ 791.19	\$ 0.00	\$ 791.19
SCC:	9300				
018-9300	EASTERN PRINCIPAL'S FUND	2,087.56	1,061.68	0.00	2,149.23
		\$ 2,087.56	\$ 1,061.68	\$ 0.00	\$ 2,149.23
SCC:	9301				
018-9301	EASTERN ELEMENTARY BOOKFAIR/BOXTOPS FUND	3,007.79	0.00	0.00	3,007.79
		\$ 3,007.79	\$ 0.00	\$ 0.00	\$ 3,007.79
SCC:	9302				

As Of Period: 10/31/2021

LEXINGTON LOCAL SCHOOLS

Revenue Account Summary

Fund-SCC	Description	FYTDReceivable	FYTD Received	MTD Received	YTD Received
018-9302	EASTERN ELEMENTARY MATH	\$ 0.00	\$ 0.00	\$ 0.00	\$ 0.00
		\$ 0.00	\$ 0.00	\$ 0.00	\$ 0.00
SCC:	9303				
018-9303	EASTERN RUN CLUB	790.00	1,075.00	0.00	1,075.00
		\$ 790.00	\$ 1,075.00	\$ 0.00	\$ 1,075.00
SCC:	9400				
018-9400	CENTRAL PRINCIPAL'S FUND	2,070.78	1,464.05	130.00	2,549.13
		\$ 2,070.78	\$ 1,464.05	\$ 130.00	\$ 2,549.13
SCC:	9401				
018-9401	CENTRAL ELEMENTARY BOOKFAIR FUND	377.80	0.00	0.00	330.80
		\$ 377.80	\$ 0.00	\$ 0.00	\$ 330.80
SCC:	9402				
018-9402	CENTRAL ELEMENTARY ART	0.00	0.00	0.00	0.00
		\$ 0.00	\$ 0.00	\$ 0.00	\$ 0.00
SCC:	9500				
018-9500	WESTERN PRINCIPAL'S FUND	3,841.82	1,684.13	62.00	3,325.78
		\$ 3,841.82	\$ 1,684.13	\$ 62.00	\$ 3,325.78
SCC:	9501				
018-9501	WESTERN ELEMENTARY BOOKFAIR/BOXTOPS FUND	2,276.69	19.00	10.00	1,155.69
		\$ 2,276.69	\$ 19.00	\$ 10.00	\$ 1,155.69
SCC:	9503				
018-9503	WESTERN ELEMENTARY ART	0.00	0.00	0.00	0.00
		\$ 0.00	\$ 0.00	\$ 0.00	\$ 0.00
SCC:	9901				
018-9901	JUNIOR HIGH TEACHER ADVISORY FUND	0.00	0.00	0.00	0.00
		\$ 0.00	\$ 0.00	\$ 0.00	\$ 0.00
SCC:	9001				
019-9001	ACADEMIC BOOSTERS GRANTS	0.00	0.00	0.00	0.00
		\$ 0.00	\$ 0.00	\$ 0.00	\$ 0.00
SCC:	9121				
019-9121	CENTRAL ELEMENTARY PTO GRANTS	1,104.75	16.78	4.17	89.10
		\$ 1,104.75	\$ 16.78	\$ 4.17	\$ 89.10
SCC:	9122				
019-9122	EASTERN ELEMENTARY PTO GRANTS	1,104.66	16.78	4.18	89.03
		\$ 1,104.66	\$ 16.78	\$ 4.18	\$ 89.03
SCC:	9123				
019-9123	WESTERN ELEMENTARY PTO GRANTS	1,104.69	16.77	4.18	89.05

As Of Period: 10/31/2021

LEXINGTON LOCAL SCHOOLS

Revenue Account Summary

Fund-SCC	Description	FYTDReceivable	FYTD Received	MTD Received	YTD Received
		\$ 1,104.69	\$ 16.77	\$ 4.18	\$ 89.05
SCC:	9200				
019-9200	RICHLAND COUNTY FOUNDATION GRANT PLAYGROUND	\$ 0.00	\$ 0.00	\$ 0.00	\$ 0.00
		\$ 0.00	\$ 0.00	\$ 0.00	\$ 0.00
SCC:	9218				
019-9218	RICH CO FOUND-WRITE STUFF STEAM KIT	0.00	0.00	0.00	0.00
		\$ 0.00	\$ 0.00	\$ 0.00	\$ 0.00
SCC:	9221				
019-9221	RICH CO FOUND-SCIENCE DISCOVERY BINS	0.00	0.00	0.00	0.00
		\$ 0.00	\$ 0.00	\$ 0.00	\$ 0.00
SCC:	9222				
019-9222	RICH CO FOUND-ONE BIG HAPPY FAMILY	0.00	0.00	0.00	0.00
		\$ 0.00	\$ 0.00	\$ 0.00	\$ 0.00
SCC:	9224				
019-9224	RICH CO FOUND-STEM SNAP CIRCUITS	0.00	0.00	0.00	0.00
		\$ 0.00	\$ 0.00	\$ 0.00	\$ 0.00
SCC:	9225				
019-9225	RICH CO FOUND GRANT-STEM MATERIALS SNAP CIRCUITS	485.94	485.94	0.00	485.94
		\$ 485.94	\$ 485.94	\$ 0.00	\$ 485.94
SCC:	9226				
019-9226	RICH CO FOUND GRANT-SCIENCE ENRICH FIELD TRIP	1,500.00	1,500.00	0.00	1,500.00
		\$ 1,500.00	\$ 1,500.00	\$ 0.00	\$ 1,500.00
SCC:	9301				
019-9301	RICH CO FOUND/SECO ROBOTICS GRANT (HEIMANN)	0.00	0.00	0.00	0.00
		\$ 0.00	\$ 0.00	\$ 0.00	\$ 0.00
SCC:	9302				
019-9302	RICH CO RETIRED TEACHERS ASSOC	0.00	0.00	0.00	0.00
		\$ 0.00	\$ 0.00	\$ 0.00	\$ 0.00
SCC:	9304				
019-9304	RICHLAND CO RETIRED TEACHERS - HS ENGLISH	0.00	200.00	200.00	200.00
		\$ 0.00	\$ 200.00	\$ 200.00	\$ 200.00
SCC:	9601				
022-9601	OHSAA TOURNAMENT AGENCY FUND	11,209.59	0.00	0.00	3,624.59

As Of Period: 10/31/2021

LEXINGTON LOCAL SCHOOLS

Revenue Account Summary

Fund-SCC	Description	FYTDReceivable	FYTD Received	MTD Received	YTD Received
		\$ 11,209.59	\$ 0.00	\$ 0.00	\$ 3,624.59
SCC:	0000				
024-0000	EMPLOYEE BENEFITS FUND FOR MEDICAL/DENTAL	\$ 5,295,144.36	\$ 1,727,033.96	\$ 432,790.70	\$ 4,333,611.73
034-0000	OFCC PROJECT MAINTENANCE FUND	185,752.94	77,869.90	45.46	181,567.43
		\$ 5,480,897.30	\$ 1,804,903.86	\$ 432,836.16	\$ 4,515,179.16
SCC:	9101				
200-9101	HIGH SCHOOL ART CLUB	0.00	0.00	0.00	0.00
		\$ 0.00	\$ 0.00	\$ 0.00	\$ 0.00
SCC:	9102				
200-9102	HIGH SCHOOL DRAMA CLUB	1,469.00	300.00	300.00	1,873.00
		\$ 1,469.00	\$ 300.00	\$ 300.00	\$ 1,873.00
SCC:	9103				
200-9103	HIGH SCHOOL MATH CLUB	0.00	0.00	0.00	0.00
		\$ 0.00	\$ 0.00	\$ 0.00	\$ 0.00
SCC:	9104				
200-9104	HIGH SCHOOL LEADERSHIP COUNCIL	0.00	1,607.00	1,607.00	1,607.00
		\$ 0.00	\$ 1,607.00	\$ 1,607.00	\$ 1,607.00
SCC:	9105				
200-9105	HIGH SCHOOL FRENCH CLUB	30.00	0.00	0.00	0.00
		\$ 30.00	\$ 0.00	\$ 0.00	\$ 0.00
SCC:	9107				
200-9107	HIGH SCHOOL SPANISH CLUB	0.00	0.00	0.00	0.00
		\$ 0.00	\$ 0.00	\$ 0.00	\$ 0.00
SCC:	9108				
200-9108	HIGH SCHOOL LEO CLUB	0.00	48.25	48.25	48.25
		\$ 0.00	\$ 48.25	\$ 48.25	\$ 48.25
SCC:	9114				
200-9114	HIGH SCHOOL STUDENT COUNCIL FUND	973.00	758.06	758.06	1,731.06
		\$ 973.00	\$ 758.06	\$ 758.06	\$ 1,731.06
SCC:	9115				
200-9115	HIGH SCHOOL KEY CLUB	500.25	380.00	270.00	380.00
		\$ 500.25	\$ 380.00	\$ 270.00	\$ 380.00
SCC:	9116				
200-9116	HIGH SCHOOL CHESS CLUB	0.00	0.00	0.00	0.00
		\$ 0.00	\$ 0.00	\$ 0.00	\$ 0.00
SCC:	9119				
200-9119	HIGH SCHOOL YEARBOOK FUND	11,564.00	8,625.00	4,150.00	10,489.00
		\$ 11,564.00	\$ 8,625.00	\$ 4,150.00	\$ 10,489.00

As Of Period: 10/31/2021

LEXINGTON LOCAL SCHOOLS

Revenue Account Summary

Fund-SCC	Description	FYTDReceivable	FYTD Received	MTD Received	YTD Received
SCC:	9120				
200-9120	HIGH SCHOOL JOURNALISM FUND	\$ 0.00	\$ 0.00	\$ 0.00	\$ 0.00
		\$ 0.00	\$ 0.00	\$ 0.00	\$ 0.00
SCC:	9121				
200-9121	HIGH SCHOOL NATIONAL HONOR SOCIETY	1,379.50	2,620.00	0.00	3,255.50
		\$ 1,379.50	\$ 2,620.00	\$ 0.00	\$ 3,255.50
SCC:	9201				
200-9201	JUNIOR HIGH ART CLUB	178.15	0.00	0.00	0.00
		\$ 178.15	\$ 0.00	\$ 0.00	\$ 0.00
SCC:	9204				
200-9204	JUNIOR HIGH STUDENT COUNCIL FUND	0.00	0.00	0.00	0.00
		\$ 0.00	\$ 0.00	\$ 0.00	\$ 0.00
SCC:	9205				
200-9205	JUNIOR HIGH LIBRARY CLUB	0.00	0.00	0.00	0.00
		\$ 0.00	\$ 0.00	\$ 0.00	\$ 0.00
SCC:	9301				
200-9301	EASTERN ELEMENTARY STUDENT ACTIVITY FUND	639.70	0.00	0.00	639.70
		\$ 639.70	\$ 0.00	\$ 0.00	\$ 639.70
SCC:	9302				
200-9302	EASTERN ELEMENTARY ROBOTICS FUND	0.00	0.00	0.00	0.00
		\$ 0.00	\$ 0.00	\$ 0.00	\$ 0.00
SCC:	9611				
200-9611	HIGH SCHOOL INFORMED TEENS FUND	0.00	0.00	0.00	0.00
		\$ 0.00	\$ 0.00	\$ 0.00	\$ 0.00
SCC:	9612				
200-9612	JUNIOR HIGH INFORMED TEENS FUND	554.36	18.30	18.30	556.04
		\$ 554.36	\$ 18.30	\$ 18.30	\$ 556.04
SCC:	9115				
300-9115	JAZZ BAND	0.00	0.00	0.00	0.00
		\$ 0.00	\$ 0.00	\$ 0.00	\$ 0.00
SCC:	9116				
300-9116	CHOIR	0.00	0.00	0.00	0.00
		\$ 0.00	\$ 0.00	\$ 0.00	\$ 0.00
SCC:	9206				
300-9206	JUNIOR HIGH PHYS ED DEPARTMENT FUND	150.00	175.00	175.00	175.00
		\$ 150.00	\$ 175.00	\$ 175.00	\$ 175.00

As Of Period: 10/31/2021

LEXINGTON LOCAL SCHOOLS

Revenue Account Summary

Fund-SCC	Description	FYTDReceivable	FYTD Received	MTD Received	YTD Received
SCC:	9210				
300-9210	JR HIGH INSTRUMENTAL	\$ 0.00	\$ 0.00	\$ 0.00	\$ 0.00
		\$ 0.00	\$ 0.00	\$ 0.00	\$ 0.00
SCC:	9600				
300-9600	ATHLETIC FUND	232,010.00	126,115.91	22,661.00	191,259.93
		\$ 232,010.00	\$ 126,115.91	\$ 22,661.00	\$ 191,259.93
SCC:	9601				
300-9601	ATHLETIC CAPITAL FUND	25,000.00	28,500.00	0.00	53,500.00
		\$ 25,000.00	\$ 28,500.00	\$ 0.00	\$ 53,500.00
SCC:	9602				
300-9602	ORCHESTRA	0.00	0.00	0.00	0.00
		\$ 0.00	\$ 0.00	\$ 0.00	\$ 0.00
SCC:	9603				
300-9603	ELEMENTARY MUSIC	0.00	0.00	0.00	0.00
		\$ 0.00	\$ 0.00	\$ 0.00	\$ 0.00
SCC:	9605				
300-9605	BAND	0.00	0.00	0.00	0.00
		\$ 0.00	\$ 0.00	\$ 0.00	\$ 0.00
SCC:	9022				
451-9022	DATA COMMUNICATION FUND	9,000.00	0.00	0.00	0.00
		\$ 9,000.00	\$ 0.00	\$ 0.00	\$ 0.00
SCC:	0000				
467-0000	STUDENT WELLNESS AND SUCCESS FUND	410,490.45	0.00	0.00	289,826.45
		\$ 410,490.45	\$ 0.00	\$ 0.00	\$ 289,826.45
SCC:	9022				
507-9022	ESSER ARP FUNDING	2,014,488.04	199,644.83	88,724.09	199,644.83
		\$ 2,014,488.04	\$ 199,644.83	\$ 88,724.09	\$ 199,644.83
SCC:	9921				
507-9921	ESSER II FUNDING	186,028.26	89,538.79	42,409.99	802,449.15
		\$ 186,028.26	\$ 89,538.79	\$ 42,409.99	\$ 802,449.15
SCC:	9021				
516-9021	IDEA-B SPECIAL EDUCATION FY21	113,210.51	46,686.68	0.00	328,341.82
		\$ 113,210.51	\$ 46,686.68	\$ 0.00	\$ 328,341.82
SCC:	9022				
516-9022	IDEA-B SPECIAL EDUCATION FY22	675,511.47	96,534.67	81,854.74	96,534.67
		\$ 675,511.47	\$ 96,534.67	\$ 81,854.74	\$ 96,534.67
SCC:	9922				
516-9922	IDEA PART B GRANTS	0.00	0.00	0.00	0.00
		\$ 0.00	\$ 0.00	\$ 0.00	\$ 0.00
SCC:	9021				

As Of Period: 10/31/2021

LEXINGTON LOCAL SCHOOLS

Revenue Account Summary

Fund-SCC	Description	FYTDReceivable	FYTD Received	MTD Received	YTD Received
572-9021	TITLE I FY21	\$ 16,496.04	\$ 14,806.46	\$ 0.00	\$ 188,743.16
		\$ 16,496.04	\$ 14,806.46	\$ 0.00	\$ 188,743.16
SCC:	9022				
572-9022	TITLE I FY22	267,309.17	56,849.76	48,790.57	56,849.76
584-9022	TITLE IV FY22	29,064.89	19,744.37	4,748.60	19,744.37
587-9022	EARLY CHILDHOOD SPECIAL EDUCATION IDEA FY22	12,213.91	1,227.78	857.36	1,227.78
590-9022	TITLE II-A IMPROVING TEACHER QUALITY FY22	55,303.27	15,849.27	13,013.56	15,849.27
		\$ 363,891.24	\$ 93,671.18	\$ 67,410.09	\$ 93,671.18
SCC:	9921				
599-9921	RICHLAND COUNTY MOBILE HOT SPOT GRANT	0.00	0.00	0.00	0.00
		\$ 0.00	\$ 0.00	\$ 0.00	\$ 0.00
Grand Total		\$ 43,534,408.84	\$ 16,142,653.81	\$ 1,462,309.60	\$ 36,871,515.93

As Of Period: 10/31/2021

LEXINGTON LOCAL SCHOOLS

Appropriation Summary Report

Fund-SCC	Description	FYTD Appropriated	Prior Year Encumbrance	FYTD Expendable	FYTD Expended	MTD Expended	Encumbrance	Future Encumbrance	FYTD Unencumbered	Percent Expended/Encumbered
001-0000	GENERAL FUND	\$ 24,909,333.12	\$ 423,314.61	\$ 25,332,647.73	\$ 7,737,456.90	\$ 1,601,926.52	\$ 1,987,242.26	\$ 0.00	\$ 15,607,948.57	38.39 %
001-9412	GENERAL BUDGET RESERVE SET-ASIDE-1%/BWC	0.00	0.00	0.00	0.00	0.00	0.00	0.00	0.00	0.00
002-0000	BOND RETIREMENT FUND	3,664,681.26	0.00	3,664,681.26	2,694,074.94	0.00	935,828.13	0.00	34,778.19	99.05
003-0000	PERMANENT IMPROVEMENT FUND	1,121,842.84	82,944.21	1,204,787.05	186,934.15	3,364.08	75,344.78	0.00	942,508.12	21.77
004-0000	LFI BUILDING FUND	3,306,424.81	7,821,444.81	11,127,869.62	3,335,397.87	1,261,765.69	4,486,046.94	0.00	3,306,424.81	70.29
006-0000	FOOD SERVICE FUND	712,348.66	6,872.37	719,221.03	242,443.05	80,941.74	164,525.04	0.00	312,252.94	56.58
007-9100	LEXINGTON MINUTEMEN ACADEMIC SCHOLARSHIP FUND	15,000.00	3,500.00	18,500.00	0.00	0.00	3,500.00	0.00	15,000.00	18.92
007-9800	TERRY McCAMMON SCHOLARSHIP FUND	0.00	0.00	0.00	22,101.59	0.00	0.00	0.00	(22,101.59)	0.00
010-0000	CLASSROOM FACILITIES CONSTRUCTION FUND	1,733,446.03	35,629,274.28	37,362,720.31	9,855,737.70	2,078,287.92	29,130,706.17	0.00	(1,623,723.56)	104.35
018-9100	HIGH SCHOOL PRINCIPAL'S FUND	5,523.51	323.31	5,846.82	855.45	713.20	1,447.16	0.00	3,544.21	39.38
018-9101	HIGH SCHOOL FLOWER FUND	209.00	0.00	209.00	82.00	82.00	0.00	0.00	127.00	39.23
018-9200	JUNIOR HIGH PRINCIPAL'S FUND	142.45	5,880.00	6,022.45	7.83	7.83	6,137.67	0.00	(123.05)	102.04
018-9300	EASTERN PRINCIPAL'S FUND	3,088.80	386.00	3,474.80	663.19	663.19	622.20	0.00	2,189.41	36.99
018-9301	EASTERN ELEMENTARY BOOKFAIR/BOXTOP S FUND	6,612.15	0.00	6,612.15	271.97	0.00	4,000.00	0.00	2,340.18	64.61
018-9302	EASTERN ELEMENTARY MATH	1,036.52	0.00	1,036.52	0.00	0.00	0.00	0.00	1,036.52	0.00
018-9303	EASTERN RUN CLUB	1,286.73	0.00	1,286.73	205.87	127.97	1,190.86	0.00	(110.00)	108.55
018-9400	CENTRAL PRINCIPAL'S FUND	7,500.00	81.83	7,581.83	0.00	0.00	792.44	0.00	6,789.39	10.45
018-9401	CENTRAL ELEMENTARY BOOKFAIR FUND	5,129.31	0.00	5,129.31	0.00	0.00	0.00	0.00	5,129.31	0.00
018-9402	CENTRAL	1,500.00	0.00	1,500.00	0.00	0.00	0.00	0.00	1,500.00	0.00

LEXINGTON LOCAL SCHOOLS Appropriation Summary Report

Fund-SCC	Description	FYTD Appropriated	Prior Year Encumbrance	FYTD Expendable	FYTD Expended	MTD Expended	Encumbrance	Future Encumbrance	FYTD Unencumbered	Percent Expended/Encumbered
018-9500	ELEMENTARY ART WESTERN PRINCIPAL'S FUND	\$ 9,566.98	\$ 1,527.99	\$ 11,094.97	\$ 2,242.34	\$ 145.98	\$ 233.65	\$ 0.00	\$ 8,618.98	22.32 %
018-9501	WESTERN ELEMENTARY BOOKFAIR/BOXTOPS FUND	6,500.00	0.00	6,500.00	0.00	0.00	0.00	0.00	6,500.00	0.00
018-9503	WESTERN ELEMENTARY ART	1,986.42	0.00	1,986.42	0.00	0.00	0.00	0.00	1,986.42	0.00
018-9901	JUNIOR HIGH TEACHER ADVISORY FUND	109.25	0.00	109.25	0.00	0.00	0.00	0.00	109.25	0.00
019-9001	ACADEMIC BOOSTERS GRANTS	769.07	0.00	769.07	0.00	0.00	0.00	0.00	769.07	0.00
019-9121	CENTRAL ELEMENTARY PTO GRANTS	2,306.26	0.00	2,306.26	0.00	0.00	0.00	0.00	2,306.26	0.00
019-9122	EASTERN ELEMENTARY PTO GRANTS	2,401.33	0.00	2,401.33	0.00	0.00	0.00	0.00	2,401.33	0.00
019-9123	WESTERN ELEMENTARY PTO GRANTS	3,139.13	0.00	3,139.13	0.00	0.00	0.00	0.00	3,139.13	0.00
019-9200	RICHLAND COUNTY FOUNDATION GRANT PLAYGROUND	200.00	0.00	200.00	0.00	0.00	0.00	0.00	200.00	0.00
019-9218	RICH CO FOUND-WRITE STUFF STEAM KIT	52.93	0.00	52.93	52.93	0.00	0.00	0.00	0.00	100.00
019-9221	RICH CO FOUND-SCIENCE DISCOVERY BINS	0.95	0.00	0.95	0.95	0.00	0.00	0.00	0.00	100.00
019-9222	RICH CO FOUND-ONE BIG HAPPY FAMILY	2.41	0.00	2.41	2.41	0.00	0.00	0.00	0.00	100.00
019-9224	RICH CO FOUND-STEM SNAP CIRCUITS	66.36	0.00	66.36	66.36	0.00	0.00	0.00	0.00	100.00
019-9225	RICH CO FOUND GRANT-STEM MATERIALS SNAP CIRCUITS	485.94	0.00	485.94	486.04	486.04	0.00	0.00	(0.10)	100.02
019-9226	RICH CO FOUND GRANT-SCIENCE ENRICH FIELD TRIP	1,500.00	0.00	1,500.00	0.00	0.00	0.00	0.00	1,500.00	0.00
019-9301	RICH CO FOUND/SECO	31.72	0.00	31.72	0.00	0.00	0.00	0.00	31.72	0.00

As Of Period: 10/31/2021

LEXINGTON LOCAL SCHOOLS

Appropriation Summary Report

Fund-SCC	Description	FYTD Appropriated	Prior Year Encumbrance	FYTD Expendable	FYTD Expended	MTD Expended	Encumbrance	Future Encumbrance	FYTD Unencumbered	Percent Expended/Encumbered
019-9302	ROBOTICS GRANT (HEIMANN) RICH CO RETIRED TEACHERS ASSOC	\$ 150.00	\$ 0.00	\$ 150.00	\$ 0.00	\$ 0.00	\$ 0.00	\$ 0.00	\$ 150.00	0.00 %
019-9304	RICHLAND CO RETIRED TEACHERS - HS ENGLISH	0.00	0.00	0.00	0.00	0.00	0.00	0.00	0.00	0.00
022-9601	OHSAA TOURNAMENT AGENCY FUND	11,209.59	0.00	11,209.59	259.68	0.00	13,925.00	0.00	(2,975.09)	126.54
024-0000	EMPLOYEE BENEFITS FUND FOR MEDICAL/DENTAL	5,446,545.00	252,504.20	5,699,049.20	1,601,350.25	441,146.85	96,319.80	0.00	4,001,379.15	29.79
034-0000	OFCC PROJECT MAINTENANCE FUND	5,000.00	0.00	5,000.00	1,259.95	0.00	0.00	0.00	3,740.05	25.20
200-9101	HIGH SCHOOL ART CLUB	372.46	0.00	372.46	0.00	0.00	0.00	0.00	372.46	0.00
200-9102	HIGH SCHOOL DRAMA CLUB	20,000.00	510.00	20,510.00	3,439.22	0.00	510.00	0.00	16,560.78	19.26
200-9103	HIGH SCHOOL MATH CLUB	52.70	0.00	52.70	0.00	0.00	0.00	0.00	52.70	0.00
200-9104	HIGH SCHOOL LEADERSHIP COUNCIL	697.11	0.00	697.11	1,225.00	1,225.00	0.00	0.00	(527.89)	175.73
200-9105	HIGH SCHOOL FRENCH CLUB	379.75	0.00	379.75	0.00	0.00	0.00	0.00	379.75	0.00
200-9107	HIGH SCHOOL SPANISH CLUB	568.50	0.00	568.50	0.00	0.00	0.00	0.00	568.50	0.00
200-9108	HIGH SCHOOL LEO CLUB	1,000.00	0.00	1,000.00	0.00	0.00	850.00	0.00	150.00	85.00
200-9114	HIGH SCHOOL STUDENT COUNCIL FUND	2,500.00	0.00	2,500.00	340.10	300.14	1,159.90	0.00	1,000.00	60.00
200-9115	HIGH SCHOOL KEY CLUB	1,000.00	0.00	1,000.00	0.00	0.00	0.00	0.00	1,000.00	0.00
200-9116	HIGH SCHOOL CHESS CLUB	321.00	0.00	321.00	0.00	0.00	0.00	0.00	321.00	0.00
200-9119	HIGH SCHOOL YEARBOOK FUND	20,000.00	13,273.53	33,273.53	5,972.55	5,972.55	22,300.98	0.00	5,000.00	84.97
200-9120	HIGH SCHOOL JOURNALISM FUND	250.00	0.00	250.00	0.00	0.00	0.00	0.00	250.00	0.00
200-9121	HIGH SCHOOL NATIONAL HONOR SOCIETY	1,328.65	0.00	1,328.65	438.09	0.00	2,546.91	0.00	(1,656.35)	224.66
200-9201	JUNIOR HIGH ART	485.00	200.25	685.25	200.25	0.00	0.00	0.00	485.00	29.22

As Of Period: 10/31/2021

LEXINGTON LOCAL SCHOOLS

Appropriation Summary Report

Fund-SCC	Description	FYTD Appropriated	Prior Year Encumbrance	FYTD Expendable	FYTD Expended	MTD Expended	Encumbrance	Future Encumbrance	FYTD Unencumbered	Percent Expended/Encumbered
	CLUB									
200-9204	JUNIOR HIGH STUDENT COUNCIL FUND	\$ 1,500.00	\$ 0.00	\$ 1,500.00	\$ 200.00	\$ 200.00	\$ 0.00	\$ 0.00	\$ 1,300.00	13.33 %
200-9205	JUNIOR HIGH LIBRARY CLUB	77.65	0.00	77.65	0.00	0.00	0.00	0.00	77.65	0.00
200-9301	EASTERN ELEMENTARY STUDENT ACTIVITY FUND	1,762.93	0.00	1,762.93	0.00	0.00	0.00	0.00	1,762.93	0.00
200-9302	EASTERN ELEMENTARY ROBOTICS FUND	575.16	0.00	575.16	0.00	0.00	0.00	0.00	575.16	0.00
200-9611	HIGH SCHOOL INFORMED TEENS FUND	903.63	0.00	903.63	0.00	0.00	0.00	0.00	903.63	0.00
200-9612	JUNIOR HIGH INFORMED TEENS FUND	1,375.08	0.00	1,375.08	0.00	0.00	0.00	0.00	1,375.08	0.00
300-9115	JAZZ BAND	757.61	755.00	1,512.61	0.00	0.00	755.00	0.00	757.61	49.91
300-9116	CHOIR	1,284.95	0.00	1,284.95	0.00	0.00	0.00	0.00	1,284.95	0.00
300-9206	JUNIOR HIGH PHYS ED DEPARTMENT FUND	3,000.00	0.00	3,000.00	173.28	173.28	1,026.72	0.00	1,800.00	40.00
300-9210	JR HIGH INSTRUMENTAL	41.03	0.00	41.03	0.00	0.00	0.00	0.00	41.03	0.00
300-9600	ATHLETIC FUND	232,010.00	1,783.24	233,793.24	81,674.57	17,703.77	58,793.37	0.00	93,325.30	60.08
300-9601	ATHLETIC CAPITAL FUND	45,000.00	0.00	45,000.00	0.00	0.00	44,000.00	0.00	1,000.00	97.78
300-9602	ORCHESTRA	63.22	0.00	63.22	0.00	0.00	0.00	0.00	63.22	0.00
300-9603	ELEMENTARY MUSIC	1,572.09	0.00	1,572.09	0.00	0.00	0.00	0.00	1,572.09	0.00
300-9605	BAND	232.95	0.00	232.95	0.00	0.00	0.00	0.00	232.95	0.00
451-9022	DATA COMMUNICATION FUND	9,000.00	0.00	9,000.00	9,000.00	0.00	0.00	0.00	0.00	100.00
467-0000	STUDENT WELLNESS AND SUCCESS FUND	411,376.97	27,112.82	438,489.79	93,590.37	34,115.07	63,053.94	0.00	281,845.48	35.72
507-9022	ESSER ARP FUNDING	2,014,488.04	0.00	2,014,488.04	219,423.46	80,207.56	114,297.94	0.00	1,680,766.64	16.57
507-9921	ESSER II FUNDING	183,432.26	2,596.00	186,028.26	89,732.77	283.57	24,223.02	0.00	72,072.47	61.26
516-9021	IDEA-B SPECIAL EDUCATION FY21	3,500.00	77,470.19	80,970.19	10,946.36	0.00	77,470.19	0.00	(7,446.36)	109.20
516-9022	IDEA-B SPECIAL EDUCATION FY22	672,011.47	0.00	672,011.47	111,487.81	68,136.38	385,259.91	0.00	175,263.75	73.92
516-9922	IDEA PART B	0.00	0.00	0.00	20,176.64	20,176.64	69,501.60	0.00	(89,678.24)	0.00

LEXINGTON LOCAL SCHOOLS Appropriation Summary Report

Fund-SCC	Description	FYTD Appropriated	Prior Year Encumbrance	FYTD Expendable	FYTD Expended	MTD Expended	Encumbrance	Future Encumbrance	FYTD Unencumbered	Percent Expended/Encumbered
	GRANTS									
572-9021	TITLE I FY21	\$ 0.00	\$ 2,217.72	\$ 2,217.72	\$ 528.14	\$ 0.00	\$ 2,217.72	\$ 0.00	\$ (528.14)	123.81 %
572-9022	TITLE I FY22	267,309.17	0.00	267,309.17	58,976.56	37,152.78	658.47	0.00	207,674.14	22.31
584-9022	TITLE IV FY22	29,064.89	0.00	29,064.89	19,744.37	0.00	250.00	0.00	9,070.52	68.79
587-9022	EARLY CHILDHOOD SPECIAL EDUCATION IDEA FY22	12,213.91	0.00	12,213.91	1,444.10	533.65	11,310.61	0.00	(540.80)	104.43
590-9022	TITLE II-A IMPROVING TEACHER QUALITY FY22	55,303.27	0.00	55,303.27	16,631.69	8,227.36	0.00	0.00	38,671.58	30.07
599-9921	RICHLAND COUNTY MOBILE HOT SPOT GRANT	0.00	600.00	600.00	614.96	0.00	600.00	0.00	(614.96)	202.49
Grand Total		\$ 44,983,939.98	\$ 44,354,572.36	\$ 89,338,512.34	\$ 26,427,913.71	\$ 5,744,066.76	\$ 37,788,648.38	\$ 0.00	\$ 25,121,950.25	