

LEXINGTON LOCAL SCHOOLS



FINANCIAL REPORT
FOR THE PERIOD ENDING
OCTOBER 31, 2019

PREPARED BY
JASON WHITESEL, TREASURER

DATE: 11/04/2019
TIME: 12:44

LEXINGTON LOCAL SCHOOLS
CASH RECONCILIATION AS OF 10/31/2019

PAGE: 1
(USAEMSED)

	SUB-TOTALS	TOTALS
	-----	-----
Gross Depository Balances:		
RICHLAND BANK MMA 5719	\$ 6,352,411.40	
RICHLAND BANK SWEEP ACCT 3520	998,086.45	
RICHLAND BANK GENERAL ACCT 0580	300,571.91	
RICHLAND BANK ANTHEM SWEEP 3523	1,271,942.30	
RICHLAND BANK EE BENEFITS 3180	0.00	
RICHLAND BANK PAYROLL ACCT 9780	11,868.70	
RICHLAND BANK ATHLETIC ACCT 3280	3,242.60	

Total Depository Balances (Gross)		\$ 8,938,123.36
Adjustments to Bank Balance:		
Cash in Transit to Bank	\$ 7,926.65	
Outstanding Checks	130,583.30-	
Adjustments	331.63-	
Municipal Income Tax -\$331.63		

Total Adjustments to Bank Balance		122,988.28-
Investments:		
Treasury Bonds and Notes	\$ 28,819,571.64	
Certificate of Deposits	6,768,000.00	
Other Securities	20,462,897.07	
Other Investments:		
Richland Bank MMA (5750)	237,005.40	
Richland Bank MMA (R252)	4,738,226.23	
Richland Bank MMA/Sav (R252)	248,000.00	

Total Investments		61,273,700.34
Cash on Hand:		
Petty Cash:		
TREASURER'S OFFICE	\$ 100.00	
HIGH SCHOOL	50.00	
JUNIOR HIGH SCHOOL	50.00	
EASTERN, CENTRAL, WESTERN	150.00	
Change Cash:		
ATHLETIC CHANGE	\$ 3,000.00	
CAFETERIA CHANGE	333.00	
JUNIOR HIGH SCHOOL	100.00	
Cash with Fiscal Agent	0.00	

Total Cash on Hand		3,783.00

Total Balances		\$ 70,092,618.42
		=====
Total Fund Balance		\$ 70,092,618.42
		=====
Depository Clearance Accounts:		

Total Clearance Account Balances		\$ 0.00

October 01, 2019 through October 31, 2019

Account Name : Lexington Local SD Managing Agency

Account No : 5750

Summary Of Investment Holdings

Quantity	Description			Unit Value	Market Value	Tax Cost	Estimated Ann Inc To Mkt	Yield
<u>Money Markets - Taxable</u>								
237,005.4	Northern Instl Government Select Portfolio			1.0000	237,005.40	237,005.40	4,123.89	1.74%
Totals					237,005.40	237,005.40	4,123.89	1.74%
<u>Marketable CDs</u>								
30,000	First General Bank	2.200%	01/21/2020	100.1444	30,043.32	30,000.00	660.00	2.20%
200,000	Alma Bank	1.300%	06/10/2020	99.8177	199,635.40	200,000.00	2,600.00	1.30%
150,000	Community Fin'l Svcs Bk KY	1.500%	08/19/2020	99.9016	149,852.40	150,000.00	2,250.00	1.50%
200,000	Bank Leumi USA NY NY	1.750%	08/25/2020	100.0943	200,188.60	200,000.00	3,500.00	1.75%
248,000	Wells Fargo Bank NA	2.800%	09/14/2020	100.9946	250,466.61	248,000.00	6,944.00	2.77%
200,000	Marlin Business Bank	1.850%	10/13/2020	100.1595	200,319.00	200,000.00	3,700.00	1.85%
175,000	Unison Bank	1.500%	11/25/2020	100.3357	175,587.48	175,000.00	2,625.00	1.49%
200,000	Goldman Sachs Bank USA	1.850%	02/17/2021	100.1646	200,329.20	200,000.00	3,700.00	1.85%
200,000	MB Financial Bank NA	1.400%	03/30/2021	99.1921	198,384.20	200,000.00	2,800.00	1.41%
100,000	BankVista	1.400%	04/06/2021	99.5330	99,533.00	100,000.00	1,400.00	1.41%
200,000	Bank of Santa Clarita CA	1.400%	04/15/2021	99.5224	199,044.80	200,000.00	2,800.00	1.41%
125,000	HSBC Bank USA NA	2.150%	07/26/2021	100.1321	125,165.13	125,000.00	2,687.50	2.15%
200,000	Stearns Bank NA	1.950%	09/29/2021	100.3500	200,700.00	200,000.00	3,900.00	1.94%
200,000	Citibank NA	3.150%	10/26/2021	102.6942	205,388.40	200,000.00	6,300.00	3.07%
200,000	BMW Bank North America	3.050%	12/28/2021	102.6564	205,312.80	200,000.00	6,100.00	2.97%
100,000	Medallion Bank UT	3.500%	01/10/2022	102.6978	102,697.80	100,000.00	3,500.00	3.41%
150,000	TIAA FSB	2.850%	02/22/2022	102.3461	153,519.15	150,000.00	4,275.00	2.78%
200,000	Bridgewater Bank Bloom MN	1.900%	02/28/2022	100.1992	200,398.40	200,000.00	3,800.00	1.90%
125,000	Citizens Alliance Bank	2.500%	03/15/2022	100.0345	125,043.13	125,000.00	3,125.00	2.50%
200,000	Continental Bank UT	1.900%	06/22/2022	100.1205	200,241.00	200,000.00	3,800.00	1.90%
200,000	American Express Centurion	2.400%	09/12/2022	101.0179	202,035.80	200,000.00	4,800.00	2.38%
200,000	Discover Bank	2.250%	09/27/2022	101.0201	202,040.20	200,000.00	4,500.00	2.23%
200,000	Sallie Mae Bank SLC UT	2.500%	12/13/2022	101.8078	203,615.60	200,000.00	5,000.00	2.46%

October 01, 2019 through October 31, 2019

Account Name : Lexington Local SD Managing Agency

Account No : 5750

Summary Of Investment Holdings

Quantity	Description			Unit Value	Market Value	Tax Cost	Estimated Ann Inc	Yield To Mkt
25,000	State Bank of India NY	3.000%	03/06/2023	103.5551	25,888.78	25,000.00	750.00	2.90%
200,000	Comenity Capital Bank	2.700%	04/17/2023	102.6798	205,359.60	200,000.00	5,400.00	2.63%
150,000	Merrick Bank	2.050%	07/12/2023	100.5355	150,803.25	150,000.00	3,075.00	2.04%
<i>Totals</i>					4,411,593.05	4,378,000.00	93,991.50	2.13%
<u>U.S. Treasury Bills</u>								
125,000	US Treasury Bill		11/21/2019	99.9154	124,894.25	124,409.56	2,053.26	1.64%
<i>Totals</i>					124,894.25	124,409.56	2,053.26	1.64%
<u>U.S. Govt Agy-Non-Ex St-Int Only</u>								
300,000	FNMA	1.300%	07/28/2020	99.7514	299,254.16	300,000.00	3,900.00	1.30%
200,000	FHLMC	2.050%	09/05/2023	100.0044	200,008.79	200,000.00	4,100.00	2.05%
<i>Totals</i>					499,262.95	500,000.00	8,000.00	1.60%
<i>Grand Total</i>					5,272,755.65	5,239,414.96	108,168.65	2.05%

October 01, 2019 through October 31, 2019

Account Name : Lexington Local SD Bond Acct Man Agcy

Account No : R252

Summary Of Investment Holdings

Quantity	Description			Unit Value	Market Value	Tax Cost	Estimated Ann Inc To Mkt	Yield
<u>Money Markets - Taxable</u>								
4,738,226.23	Northern Instl Government Select Portfolio			1.0000	4,738,226.23	4,738,226.23	82,445.14	1.74%
Totals					4,738,226.23	4,738,226.23	82,445.14	1.74%
<u>Money Markets/Savings - Taxable</u>								
248,000	Park National Bank FDIC Account P250			1.0000	248,000.00	248,000.00	4,439.20	1.79%
Totals					248,000.00	248,000.00	4,439.20	1.79%
<u>Marketable CDs</u>								
238,000	Great Western Bank	2.000%	11/29/2019	100.0356	238,084.73	238,000.00	4,760.00	2.00%
238,000	Zions Bancorp NA	1.950%	03/23/2020	100.1438	238,342.24	238,000.00	4,641.00	1.95%
248,000	Safra National Bank NY	2.000%	04/15/2020	100.1839	248,456.07	248,000.00	4,960.00	2.00%
238,000	Bank of America	1.950%	04/24/2020	100.1668	238,396.98	238,000.00	4,641.00	1.95%
238,000	Bank of Baroda	2.000%	04/24/2020	100.1910	238,454.58	238,000.00	4,760.00	2.00%
238,000	First National Bank	1.950%	06/25/2020	100.2271	238,540.50	238,000.00	4,641.00	1.95%
238,000	Goldman Sachs Bank USA	1.950%	07/23/2020	100.2493	238,593.33	238,000.00	4,641.00	1.95%
238,000	Morgan Stanley Bank NA	1.950%	07/24/2020	100.2503	238,595.71	238,000.00	4,641.00	1.95%
238,000	Metabank	1.700%	10/30/2020	100.0010	238,002.38	238,000.00	4,046.00	1.70%
238,000	BMO Harris Bank NA	1.750%	11/02/2020	100.0495	238,117.81	238,000.00	4,165.00	1.75%
Totals					2,393,584.33	2,390,000.00	45,896.00	1.92%
<u>U.S. Treasury Bills</u>								
6,500,000	US Treasury Bill	2.010%	01/16/2020	99.6759	6,478,933.50	6,437,681.25	97,054.42	1.50%
15,000,000	US Treasury Bill		07/16/2020	98.9071	14,836,065.00	14,723,270.83	230,997.53	1.56%
Totals					21,314,998.50	21,160,952.08	328,051.95	1.54%
<u>U.S. Treasury Bonds</u>								
3,000,000	US Treasury Bond	2.750%	09/30/2020	101.0156	3,030,468.00	3,032,850.00	82,500.00	2.72%
Totals					3,030,468.00	3,032,850.00	82,500.00	2.72%

October 01, 2019 through October 31, 2019

Account Name : Lexington Local SD Bond Acct Man Agcy

Account No : R252

Summary Of Investment Holdings

Quantity	Description			Unit Value	Market Value	Tax Cost	Estimated Ann Inc	Yield To Mkt
<u>Commercial Paper - Corporate</u>								
2,950,000	Jupiter Sec Co LLC Com'l Pap	2.120%	11/14/2019	99.3228	2,930,021.95	2,930,021.94	62,540.00	2.13%
2,950,000	Skandinav Enskida Bank Com'l	2.040%	12/06/2019	99.2237	2,927,098.18	2,927,098.17	60,180.00	2.06%
2,950,000	Old Line Funding LLC Com'l P	2.030%	01/07/2020	99.0470	2,921,887.33	2,921,887.32	59,884.99	2.05%
2,950,000	Collat CP Flex Co LLC Com'l	2.030%	01/13/2020	99.0132	2,920,889.22	2,920,889.24	59,885.01	2.05%
2,950,000	Suncorp Metway Ltd Com'l Pap	2.030%	01/16/2020	98.9963	2,920,390.20	2,920,390.19	59,885.00	2.05%
2,950,000	Fed Caisses Desjardins Com'l	2.030%	02/24/2020	98.7764	2,913,902.65	2,913,902.65	59,885.01	2.06%
2,950,000	Boeing Company Com'l Paper	2.030%	02/26/2020	99.2782	2,928,707.55	2,928,707.56	59,885.01	2.04%
Totals					20,462,897.08	20,462,897.07	422,145.02	2.06%
<u>U.S. Govt Agv-Exempt State</u>								
4,000,000	FFCB	1.790%	10/22/2020	100.0070	4,000,278.76	4,001,360.00	71,600.00	1.79%
Totals					4,000,278.76	4,001,360.00	71,600.00	1.79%
Grand Total					56,188,452.90	56,034,285.38	1,037,077.31	1.85%

LEXINGTON LOCAL SCHOOLS
INVESTMENT REPORT FOR THE MONTH ENDING
OCTOBER 31, 2019

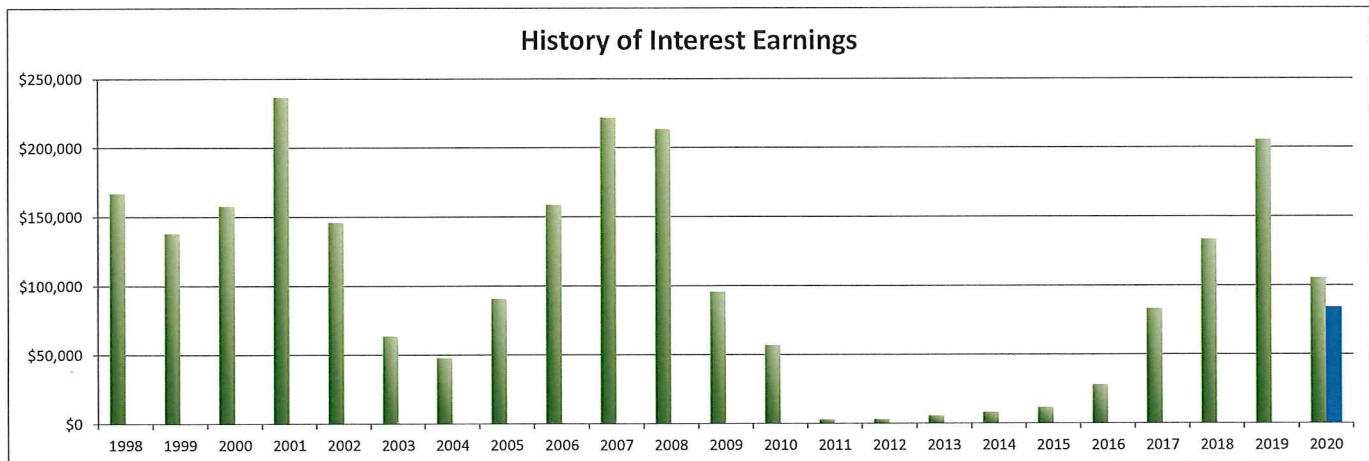
INTEREST EARNED:	THIS MONTH	FISCAL YEAR TO DATE
Richland Bank, General Sweep	\$1,099.50	\$9,245.97
Richland Bank, General MMA	\$11,352.22	\$46,946.73
Richland Bank, Anthem Sweep	\$1,884.67	\$7,394.04
Star Ohio	\$0.00	\$0.00
CDs, Bonds, and other investments	\$8,653.03	\$41,771.29
TOTAL INTEREST RECEIVED	\$22,989.42	\$105,358.03

INTEREST EARNED (LEX BOND ACCT)	THIS MONTH	FISCAL YEAR TO DATE
Richland Bank, General Sweep	\$0.00	\$0.00
Richland Bank, General MMA	\$0.00	\$0.00
Richland Bank, Anthem Sweep	\$0.00	\$0.00
Star Ohio	\$0.00	\$0.00
CDs, Bonds, and other investments	\$58,625.14	\$84,285.38
TOTAL INTEREST RECEIVED	\$58,625.14	\$84,285.38

History of Interest Earnings	Fiscal Year	Interest Earnings
	1998	\$ 167,057.52
	1999	\$ 138,113.69
	2000	\$ 157,991.72
	2001	\$ 236,839.79
	2002	\$ 146,052.34
	2003	\$ 63,712.36
	2004	\$ 47,970.95
	2005	\$ 90,719.94
	2006	\$ 158,724.51
	2007	\$ 221,998.86
	2008	\$ 213,660.34
	2009	\$ 95,639.63
	2010	\$ 56,860.22
	2011	\$ 3,001.78
	2012	\$ 3,090.00
	2013	\$ 5,758.97
	2014	\$ 8,349.92
	2015	\$ 11,765.22
	2016	\$ 28,300.22
	2017	\$ 83,194.26
	2018	\$ 133,582.49
	2019	\$ 205,588.68
FISCAL Year To Date	2020	\$105,358.03

Lex Bond Acct Interest Earnings	Fiscal Year	Interest Earnings
FISCAL Year To Date	2020	\$84,285.38

Total Interest Earnings 1998 to Present	\$ 2,383,331.44
--	------------------------



Fnd	Sec	Description	Beginning Balance	MTD Revenues	FYTD Revenues	MTD Expenditures	FYTD Expenditures	Current Available Balance
001	0000	GENERAL FUND	9,425,388.56	921,273.63	9,092,936.53	2,074,718.01	8,574,358.99	9,943,966.10
001	9412	GENERAL BUDGET RESERVE SE	87,928.97	.00	.00	.00	.00	87,928.97
002	0000	BOND RETIREMENT FUND	1,925.89	.00	3,149,132.24	.00	415,418.79	2,735,639.34
003	0000	PERMANENT IMPROVEMENT FUN	65,009.60	.00	281,142.87	20,754.55	613,833.19	267,680.72-
004	0000	LFI BUILDING FUND	.00	11,473.55	56,486,733.94	.00	45,520,238.41	10,966,495.53
006	0000	FOOD SERVICE FUND	2,391.51-	93,627.22	151,794.46	63,707.89	229,645.26	80,242.31-
007	9100	LEXINGTON MINUTEMEN ACADE	18,983.37	35.32	2,423.48	.00	.00	21,406.85
007	9800	TERRY McCAMMON SCHOLARSHI	12,770.55	21.22	89.27	.00	.00	12,859.82
010	0000	CLASSROOM FACILITIES CONS	.00	47,151.59	45,067,789.85	.00	.00	45,067,789.85
018	9100	HIGH SCHOOL PRINCIPAL'S F	1,364.37	1,076.13	1,582.94	342.14	496.55	2,450.76
018	9200	JUNIOR HIGH PRINCIPAL'S F	2,084.24	14.00	4,326.00	.00	180.00	6,230.24
018	9300	EASTERN PRINCIPAL'S FUND	5,077.34	77.37	77.37	49.95	2,127.43	3,027.28
018	9301	EASTERN ELEMENTARY BOOKFA	9,119.25	.00	.00	5,000.00	5,430.24	3,689.01
018	9302	EASTERN ELEMENTARY MATH	1,236.52	.00	.00	.00	150.00	1,086.52
018	9303	EASTERN RUN CLUB	206.68	.00	1,135.00	819.85	819.85	521.83
018	9400	CENTRAL PRINCIPAL'S FUND	8,832.01	600.00	1,434.08	491.36	628.36	9,637.73
018	9401	CENTRAL ELEMENTARY BOOKFA	3,284.84	2,334.83	2,354.83	.00	.00	5,639.67
018	9402	CENTRAL ELEMENTARY ART	1,941.37	.00	.00	.00	.00	1,941.37
018	9500	WESTERN PRINCIPAL'S FUND	16,890.68	798.24	3,180.65	.00	3,111.38	16,959.95
018	9501	WESTERN ELEMENTARY BOOKFA	2,944.06	3,092.84	3,097.84	3,130.94	3,130.94	2,910.96
018	9503	WESTERN ELEMENTARY ART	1,986.42	.00	.00	.00	.00	1,986.42
018	9901	JUNIOR HIGH TEACHER ADVIS	109.25	.00	.00	.00	.00	109.25
019	9001	ACADEMIC BOOSTERS GRANTS	769.07	.00	.00	.00	.00	769.07
019	9121	CENTRAL ELEMENTARY PTO GR	974.67	1,005.96	1,040.95	.00	.00	2,015.62
019	9122	EASTERN ELEMENTARY PTO GR	1,279.64	1,005.95	1,040.93	300.00	1,071.36	1,249.21
019	9123	WESTERN ELEMENTARY PTO GR	1,429.82	1,005.95	1,040.94	.00	378.92	2,091.84
019	9200	RICHLAND COUNTY FOUNDATIO	200.00	.00	.00	.00	.00	200.00
019	9218	RICH CD FOUN-WRITE STUFF	52.93	.00	.00	.00	.00	52.93
019	9219	RICH CD FOUN-CLASSROOM L	.00	.00	549.52	549.52	549.52	.00
019	9220	RICH CD FOUN-LEGOS AND B	.00	.00	915.00	859.79	859.79	55.21
019	9221	RICH CD FOUN-SCIENCE DIS	.00	.00	1,500.00	.00	.00	1,500.00
019	9301	RICH CD FOUN/SECO ROBOTI	31.72	.00	.00	.00	.00	31.72
019	9302	RICH CD RETIRED TEACHERS	150.00	.00	.00	.00	.00	150.00
022	9601	OHSAA TOURNAMENT AGENCY F	108.42	10,578.00	10,578.00	165.00	805.00	9,881.42
024	0000	EMPLOYEE BENEFITS FUND FO	1,148,706.99	443,986.96	1,771,779.88	422,727.00	1,648,544.57	1,271,942.30
200	9101	HIGH SCHOOL ART CLUB	93.76	.00	.00	.00	.00	93.76
200	9102	HIGH SCHOOL DRAMA CLUB	25,775.03	.00	.00	.00	1,778.00	23,997.03
200	9103	HIGH SCHOOL MATH CLUB	52.70	.00	.00	.00	.00	52.70
200	9104	HIGH SCHOOL LEADERSHIP CO	754.05	.00	.00	.00	.00	754.05
200	9105	HIGH SCHOOL FRENCH CLUB	302.37	.00	.00	.00	.00	302.37
200	9107	HIGH SCHOOL SPANISH CLUB	618.50	.00	.00	.00	50.00	568.50
200	9108	HIGH SCHOOL LEO CLUB	3,286.40	228.21	240.45	.00	.00	3,526.85
200	9114	HIGH SCHOOL STUDENT COUNC	2,958.92	506.00	506.00	.00	935.34	2,529.58
200	9115	HIGH SCHOOL KEY CLUB	950.98	2,570.00	2,670.00	137.00	137.00	3,483.98
200	9116	HIGH SCHOOL CHESS CLUB	321.00	.00	.00	.00	.00	321.00
200	9119	HIGH SCHOOL YEARBOOK FUND	49,110.95	315.00	6,330.00	2,963.95	2,963.95	52,477.00

Fnd	Sec	Description	Beginning Balance	MTD Revenues	FYTD Revenues	MTD Expenditures	FYTD Expenditures	Current Available Balance
200	9120	HIGH SCHOOL JOURNALISM FU	505.44	.00	.00	.00	.00	505.44
200	9121	HIGH SCHOOL NATIONAL HOND	807.17	590.00	910.00	473.00	1,148.00	569.17
200	9201	JUNIOR HIGH ART CLUB	541.33	.00	.00	.00	.00	541.33
200	9204	JUNIOR HIGH STUDENT COUNC	1,000.31	.00	.00	170.00	170.00	830.31
200	9205	JUNIOR HIGH LIBRARY CLUB	77.65	.00	.00	.00	.00	77.65
200	9301	EASTERN ELEMENTARY STUDEN	1,233.78	.00	.00	.00	.00	1,233.78
200	9302	EASTERN ELEMENTARY ROBOTI	650.95	690.00	690.00	.00	.00	1,340.95
200	9611	HIGH SCHOOL INFORMED TEEN	903.63	.00	.00	.00	.00	903.63
200	9612	JUNIOR HIGH INFORMED TEEN	492.74	13.32	13.32	.00	.00	506.06
300	9115	JAZZ BAND	1,850.81	.00	.00	.00	.00	1,850.81
300	9116	CHOIR	1,085.20	.00	.00	.00	.00	1,085.20
300	9206	JUNIOR HIGH PHYS ED DEPAR	3,924.68	290.00	590.00	410.26	1,044.50	3,470.18
300	9210	JR HIGH INSTRUMENTAL	41.03	.00	.00	.00	.00	41.03
300	9600	ATHLETIC FUND	6,471.99	21,064.59	111,628.89	30,087.81	107,983.55	10,117.33
300	9601	ATHLETIC CAPITAL FUND	39,000.00	.00	13,000.00	.00	.00	52,000.00
300	9602	ORCHESTRA	63.22	.00	.00	.00	.00	63.22
300	9603	ELEMENTARY MUSIC	1,795.57	.00	.00	213.48	213.48	1,582.09
300	9605	BAND	232.95	.00	.00	.00	.00	232.95
451	9020	Network Connectivity FY 2	.00	4,500.00	4,500.00	.00	.00	4,500.00
467	0000	STUDENT WELLNESS AND SUCC	.00	156,536.14	156,536.14	20,386.20	20,386.20	136,149.94
516	9019	IDEA-B SPECIAL EDUCATION	40,448.50-	.00	78,905.73	.00	38,457.23	.00
516	9020	IDEA-B SPECIAL EDUCATION	.00	24,662.91	89,407.40	62,116.00	130,336.48	40,929.08-
572	9019	TITLE I FY19	11,341.27-	.00	23,520.05	.00	12,178.78	.00
572	9020	TITLE I FY20	.00	26,519.64	56,208.43	23,031.38	58,702.15	2,493.72-
587	9019	EARLY CHILDHOOD SPECIAL E	7,546.89-	.00	7,546.89	.00	.00	.00
587	9020	EARLY CHILDHOOD SPECIAL E	.00	348.08	1,234.59	3,414.84	4,415.83	3,181.24-
590	9020	TITLE II-A IMPROVING TEAC	.00	9,624.49	14,942.57	7,860.87	15,721.74	779.17-
599	9020	TITLE IV FY20	.00	34.95	11,606.96	34.95	11,606.96	.00
Grand Total All Funds			10,903,962.17	1,787,652.09	116618,663.99	2,744,915.74	57430,007.74	70092,618.42
Total Invested Funds			.00					

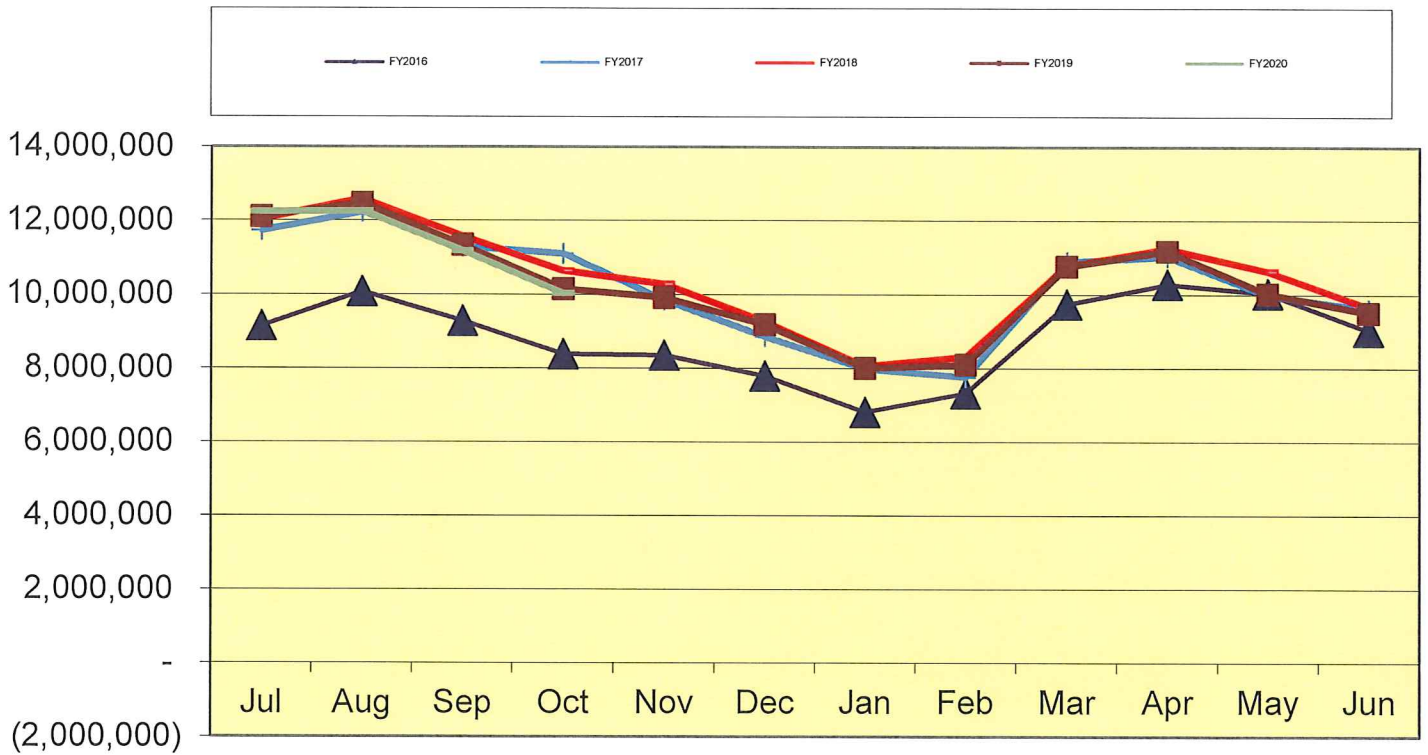
SCHOOL DISTRICT: LEXINGTON LOCAL SCHOOLS IRN # 049437 COUNTY: RICHLAND FISCAL YEAR: 2020 MONTH: 10

	MONTHLY ESTIMATE	MONTHLY ACTUAL	MONTHLY DIFFERENCE	FISCAL YTD ESTIMATE	FISCAL YTD ACTUAL	FISCAL YTD DIFFERENCE
REVENUES						
01.010 General Property (Real Estate)	0	0	0	4,584,039	4,746,629	162,591
01.020 Tangible Personal Property Tax	0	0	0	375,545	389,846	14,301
01.030 Income Tax	0	0	0	0	0	0
01.035 Unrestricted Grants-in-Aid	900,000	879,207	20,793-	3,661,165	3,581,679	79,486-
01.040 Restricted Grants-in-Aid	6,000	6,203	203	24,376	24,813	437
01.045 Restricted Grants-in-Aid - SFSF	0	0	0	0	0	0
01.050 Property Tax Allocation	4,600	0	4,600-	54,600	47,708	6,892-
01.060 All Other Operating Revenue	25,000	27,190	2,190	125,251	222,833	97,582
01.070 Total Revenue	935,600	912,600	23,000-	8,824,975	9,013,508	188,533
OTHER FINANCING SOURCES						
02.010 Proceeds from Sale of Notes	0	0	0	0	0	0
02.020 State Emergency Loans & Advancements (Approved)	0	0	0	0	0	0
02.040 Operating Transfers-In	0	0	0	0	0	0
02.050 Advances-In	0	0	0	0	0	0
02.060 All Other Financing Sources	0	8,673	8,673	54,759	79,427	24,668
02.070 Total Other Financing Sources	0	8,673	8,673	54,759	79,427	24,668
02.080 Total Revenues and Other Financing Sources	935,600	921,273	14,327-	8,879,734	9,092,935	213,201
EXPENDITURES						
03.010 Personal Services	1,125,000	1,143,378	18,378	4,410,000	4,437,302	27,302
03.020 Employees' Retirement/Insurance Benefits	565,000	550,760	14,240-	2,280,000	2,289,087	9,087
03.030 Purchased Services	320,000	261,974	58,026-	1,340,000	1,222,941	117,059-
03.040 Supplies and Materials	75,000	96,745	21,745	434,000	459,161	25,161
03.050 Capital Outlay	15,000	19,156	4,156	52,000	43,760	8,240-
03.060 Intergovernmental	0	0	0	0	0	0
04.010 Debt Service: All Principal (Historical)	0	0	0	0	0	0
04.020 Debt Service: Principal - Notes	0	0	0	0	0	0
04.030 Debt Service: Principal - State Loans	0	0	0	0	0	0
04.040 Debt Service: Principal - State Advancements	0	0	0	0	0	0
04.050 Debt Service: Principal - HB 264 Loans	0	0	0	0	0	0
04.055 Debt Service: Principal - Other	0	0	0	0	0	0
04.060 Debt Service: Interest and Fiscal Charges	0	0	0	0	0	0
04.300 Other Objects	6,000	2,705	3,295-	120,500	122,108	1,608
04.500 Total Expenditures	2,106,000	2,074,718	31,282-	8,636,500	8,574,359	62,141-
OTHER FINANCING USES						
05.010 Operating Transfers - Out	0	0	0	0	0	0
05.020 Advances - Out	0	0	0	0	0	0
05.030 All Other Financing Uses	0	0	0	0	0	0
05.040 Total Other Financing Uses	0	0	0	0	0	0
05.050 Total Expenditure and Other Financing Uses	2,106,000	2,074,718	31,282-	8,636,500	8,574,359	62,141-
06.010 Excess Rev & Oth Financing Sources over(under) Exp &	1,170,400-	1,153,445-	16,955	243,234	518,576	275,342
07.010 Beginning Cash Balance	10,926,952	11,185,339	258,387	9,513,318	9,513,318	0
07.020 Ending Cash Balance	9,756,552	10,031,894	275,342	9,756,552	10,031,894	275,342
08.010 Outstanding Encumbrances	2,000,000	1,752,210	247,790-	2,000,000	1,752,210	247,790-

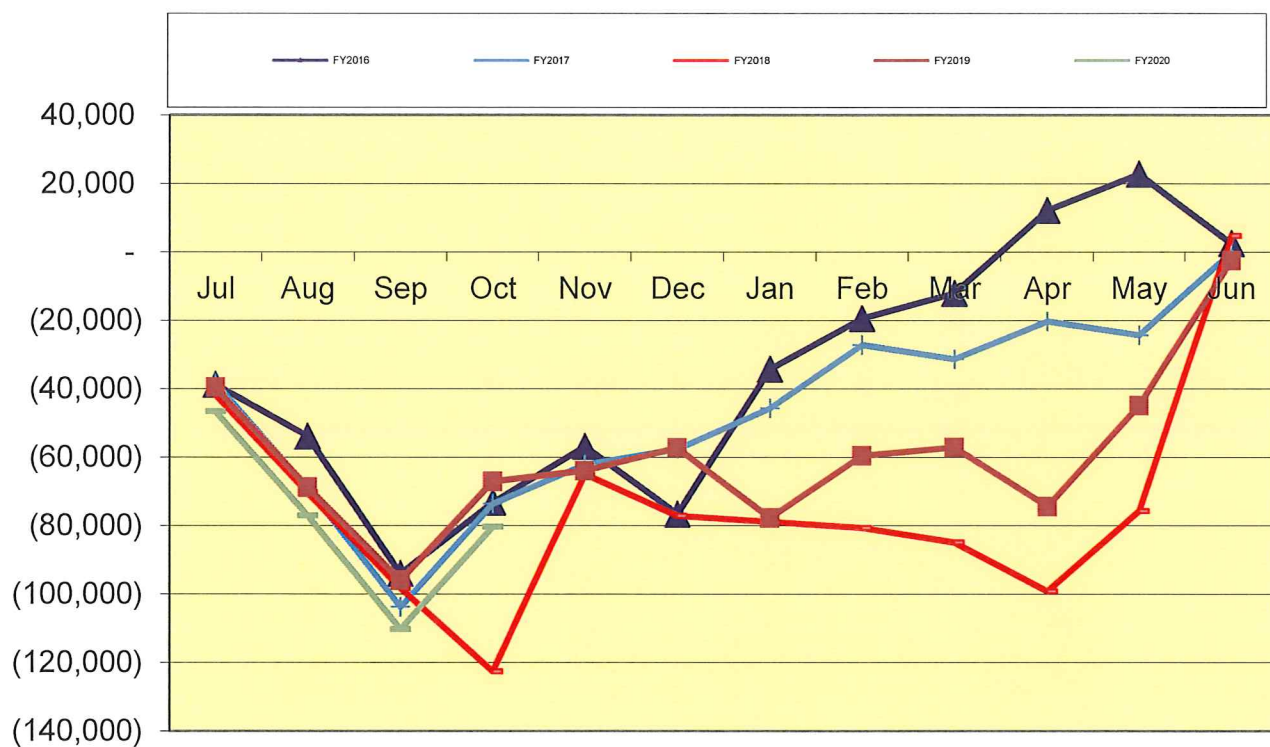
**LEXINGTON LOCAL SCHOOL DISTRICT
GENERAL FUND ONLY 2019-2020
SUMMARY OF RECEIPTS AND EXPENDITURES - FIVE YEAR FORECAST FORMAT**

LINE 7.010	BEGINNING CASH BALANCE		\$ 9,513,318		
	10/31/2019	FISCAL	FISCAL	VARIANCE	PERCENT
		YEAR TO DATE	YEAR TO DATE	Estimate vs.	of
		Estimate	Actual	Actual	VARIANCE
REVENUES					
LINE 1.010	Real Estate Tax	\$ 4,584,038	\$ 4,746,629	\$162,591	3.55%
LINE 1.020	Personal Property Tax	\$ 375,545	\$ 389,846	\$14,301	3.81%
LINE 1.030	Income Tax	\$ -	\$ -	\$0	
LINE 1.035	State Funding	\$ 3,661,165	\$ 3,581,679	(\$79,486)	-2.17%
LINE 1.040	Career Tech / Economic Disadv.	\$ 24,376	\$ 24,813	\$437	1.79%
LINE 1.050	Property Tax Allocation	\$ 54,600	\$ 47,708	(\$6,892)	-12.62%
LINE 1.060	Other Operating Revenue	\$ 125,251	\$ 222,833	\$97,582	77.91%
LINE 1.070	TOTAL REVENUE	\$ 8,824,975	\$ 9,013,508	\$188,533	2.14%
			\$ -		
LINE 2.01	Proceeds from Notes	\$ -	\$ -	\$0	
LINE 2.04	Transfers In	\$ -	\$ -	\$0	
LINE 2.050	Advances In	\$ -	\$ -	\$0	#DIV/0!
LINE 2.060	Other Financing Sources	\$ 54,759	\$ 79,427	\$24,668	45.05%
LINE 2.070	TOTAL OTHER SOURCES	\$ 54,759	\$ 79,427	\$24,668	45.05%
LINE 2.080	TOTAL REVENUES & Sources	\$ 8,879,734	\$ 9,092,935	\$213,201	2.40%
EXPENSES					
LINE 3.010	Salaries	\$ 4,410,000	\$ 4,437,302	(\$27,302)	-0.62%
LINE 3.020	Retirement and Benefits	\$ 2,280,000	\$ 2,289,087	(\$9,087)	-0.40%
LINE 3.030	Purchased Services	\$ 1,340,000	\$ 1,222,941	\$117,059	8.74%
LINE 3.040	Supplies and Materials	\$ 434,000	\$ 459,161	(\$25,161)	-5.80%
LINE 3.050	Capital Outlay and Equipment	\$ 52,000	\$ 43,760	\$8,240	15.85%
LINE 3.06	INTERGOVERNMENTAL	\$ -	\$ -	\$0	
LINE 4.020	DEBT SERVICE - Notes	\$ -	\$ -	\$0	
LINE 4.060	DEBT SERVICE - Interest charges	\$ -	\$ -	\$0	
LINE 4.300	Other Objects	\$ 120,500	\$ 122,108	(\$1,608)	-1.33%
LINE 4.500	TOTAL EXPENDITURES	\$ 8,636,500	\$ 8,574,359	\$62,141	0.72%
			\$ -		
LINE 5.00	TRANSFERS OUT	\$ -	\$ -	\$0	
LINE 5.02	ADVANCES OUT	\$ -	\$ -	\$0	
LINE 5.03	ALL OTHER USES	\$ -	\$ -	\$0	
LINE 5.040	TOTAL OTHER USES	\$ -	\$ -	\$0	
LINE 5.050	TOTAL EXPENDITURES & USES	\$ 8,636,500	\$ 8,574,359	\$62,141	0.72%
		Estimate	Actual	Variance	
LINE 6.010	REVENUES OVER EXPENSES	\$ 243,234	\$ 518,576	\$275,342	
LINE 7.020	ENDING CASH BALANCE	\$ 9,756,552	\$ 10,031,894	\$275,342	
	Less Reserves	\$ (87,929)	\$ (87,929)	\$ -	
LINE 8.010	Less Outstanding Encumbrances	\$ (2,000,000)	\$ (1,752,210)	\$ 247,790	-12.39%
LINE 15.010	Unreserved Fund Balance	\$ 7,668,623	\$ 8,191,755	\$523,132	6.82%
		Estimate	Actual	Benchmark Yr. End	
	Salaries/Benefits as % of Revenue	75.8%	74.6%	80.1% or below	
	True Days Cash - Calendar Days on which can operate	109	118	90 or above optimal	

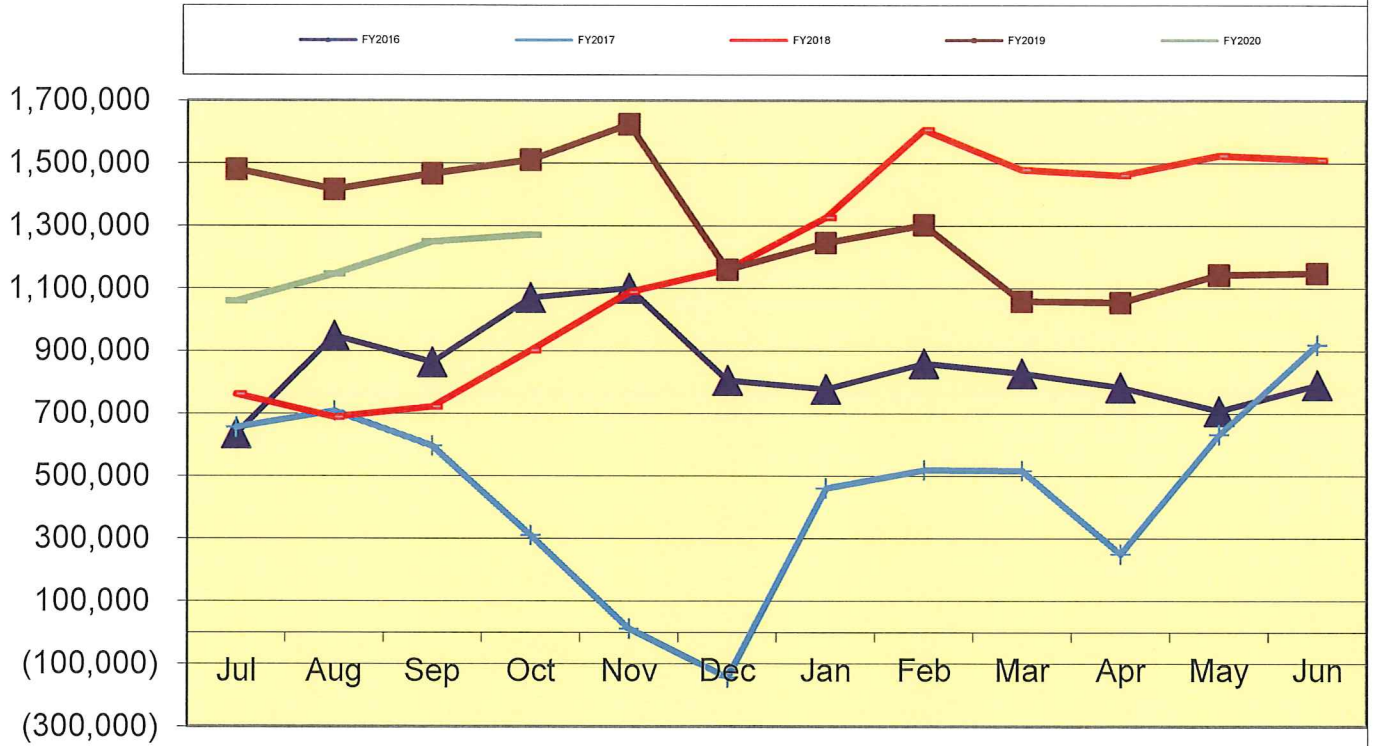
Lexington Local Schools General Fund Cash Balance



Lexington Local Schools Food Service Fund Cash Balance



Lexington Local Schools Employee Benefits Fund Cash Balance



Lexington Local Schools

**Permanent Improvement Fund
10/31/2019**

	Budgeted Amount	Actual Fiscal Year Expended	Current Encumbrances	Expenses / Encumbrances Over/Under Estimate	Remaining Estimated PI Project Costs
Instruction and Administration					
JH Social Studies Textbooks	\$ 21,000.00	\$ 20,719.58	\$ -	\$280.42	\$0.00
Western Elementary Equipment/Materials	\$ 18,734.00	\$ 18,091.27	\$ 768.89	(\$126.16)	\$0.00
Spanish Textbooks/Materials	\$ 9,152.90	\$ -	\$ -	\$9,152.90	\$9,152.90
HS Art Equipment	\$ 8,237.63	\$ 8,537.55	\$ -	(\$299.92)	\$0.00
JH Robotics Equipment	\$ 8,119.82	\$ 8,119.82	\$ -	\$0.00	\$0.00
HS Instrumental Music Equipment	\$ 2,333.33	\$ 2,369.21	\$ 2,672.00	(\$2,707.88)	\$0.00
Eastern Tables	\$ 4,328.32	\$ 4,540.20	\$ -	(\$211.88)	\$0.00
HS Protective Gym Flooring	\$ 3,515.20	\$ 3,515.20	\$ -	\$0.00	\$0.00
Eastern PE Equipment	\$ 3,000.00	\$ 3,250.00	\$ -	(\$250.00)	\$0.00
JH PE Equipment	\$ 1,030.54	\$ 1,030.54	\$ -	\$0.00	\$0.00
AudioMeter (Nurse)	\$ 1,043.67	\$ 1,043.67	\$ -	\$0.00	\$0.00
Wilson Foundation Teacher Kits	\$ 2,606.30	\$ -	\$ -	\$2,606.30	\$2,606.30
Eastern Reading Books	\$ 1,289.76	\$ 1,289.76	\$ -	\$0.00	\$0.00
Eastern Social Studies Text Set	\$ 1,085.78	\$ 1,085.78	\$ -	\$0.00	\$0.00
Central Equipment	\$ 790.60	\$ 640.60	\$ -	\$150.00	\$0.00
Eastern Equipment	\$ 259.19	\$ 259.19	\$ -	\$0.00	\$0.00
Central Tables	\$ 748.80	\$ 392.44	\$ 356.36	\$0.00	\$0.00
Maintenance					
New Maintenance Truck	\$ 45,435.50	\$ 45,435.50	\$ -	\$0.00	\$0.00
Roof Project Western/Central	\$ 28,345.00	\$ 28,345.00	\$ -	\$0.00	\$0.00
Roof Project Bus Garage	\$ 28,392.00	\$ 28,392.00	\$ -	\$0.00	\$0.00
Transportation					
New mini-buses	\$ 89,400.00	\$ 89,400.00	\$ -	\$0.00	\$0.00
New handicap bus	\$ 86,916.00	\$ 86,762.00	\$ 154.00	\$0.00	\$0.00
Transportation Power Washer	\$ 7,843.06	\$ 7,843.06	\$ -	\$0.00	\$0.00
Transportation Gas Tank	\$ 3,798.00	\$ 3,798.00	\$ -	\$0.00	\$0.00
Technology					
Computers, servers, tech equip., etc.	\$ 200,000.00	\$ 136,325.46	\$ 16,116.52	\$47,558.02	\$47,558.02
Western Tech Equipment	\$ 3,500.00	\$ 3,500.00	\$ -	\$0.00	\$0.00
Eastern Tech Equipment	\$ 5,000.00	\$ 4,919.01	\$ -	\$80.99	\$0.00
Food Service					
Food Service Equipment	\$ 15,816.00	\$ 15,765.98	\$ -	\$50.02	\$0.00
Food Service Washing Machine	\$ 398.00	\$ -	\$ 398.00	\$0.00	\$0.00
Athletics and Student Activities					
HS Athletics Equipment	\$ 21,584.58	\$ 21,428.58	\$ -	\$156.00	\$0.00
HS Marching Band Uniforms	\$ 62,000.00	\$ 61,770.44	\$ -	\$229.56	\$0.00
Fees					
Tax Collection Fees	\$ 14,500.00	\$ 5,263.35	\$ -	\$9,236.65	\$9,236.65
Totals	\$ 700,203.98	\$ 613,833.19	\$ 20,465.77	\$65,905.02	\$68,553.87
Total Budgeted	\$ 700,203.98				
Actual Cash Balance 7/1/19	\$ 65,009.60				
Revenues FY20 - Taxes from levy	\$ 281,142.87				
Expenditures FY20	\$ (613,833.19)				
Current Cash Balance	\$ (267,680.72)				
Current Encumbrances	\$ (20,465.77)				
Available Balance	\$ (288,146.49)				
Remaining Estimated Revenues FY20 - Taxes from levy	\$ 393,857.13				
Less: Remaining Estimated PI Project Costs	\$ (68,553.87)				
6/30/20 Estimated Carryover	\$ 37,156.77				

Lexington Local Schools

Food Service Fund 2019-20 vs. 2018-2019 vs. 2017-2018

							Beginning Balance 7/1/18	\$ (2,391)
2019-2020 Through 10/31/19								
<i>Revenues</i>	District-Wide	High School	Junior High	Eastern	Central	Western	Total	
Student Type A, Ezipay, Misc	\$ -	\$ 25,131	\$ 12,979	\$ 14,359	\$ 13,441	\$ 10,414	\$	\$ 76,324
Student Break, Milk & A La Carte	\$ -	\$ 11,274	\$ 3,288	\$ 2,978	\$ 2,015	\$ 1,954	\$	\$ 21,509
Adult & Misc revenues	\$ 1,520	\$ 1,585	\$ 389	\$ 975	\$ 819	\$ 763	\$	\$ 6,051
State Reimb	\$ -	\$ -	\$ -	\$ -	\$ -	\$ -	\$	\$ -
Federal Reimb	\$ -	\$ 10,400	\$ 7,391	\$ 11,575	\$ 11,422	\$ 7,122	\$	\$ 47,910
Transfer In	\$ -	\$ -	\$ -	\$ -	\$ -	\$ -	\$	\$ -
Total Revenues	\$ 1,520	\$ 48,390	\$ 24,047	\$ 29,887	\$ 27,697	\$ 20,253	\$	\$ 151,794
<i>Expenses</i>								
Wages	\$ 16,387	\$ 35,840	\$ 19,199	\$ 13,999	\$ 11,196	\$ 11,706	\$	\$ 108,327
Severance	\$ -	\$ -	\$ -	\$ -	\$ -	\$ -	\$	\$ -
Retirement	\$ 4,037	\$ 7,706	\$ 2,809	\$ 6,198	\$ 2,624	\$ 2,819	\$	\$ 26,193
Medical	\$ 9,794	\$ 14,515	\$ 5,425	\$ 11,803	\$ 3,696	\$ -	\$	\$ 45,233
Life, Dent, MC, WC	\$ 448	\$ 1,106	\$ 767	\$ 512	\$ 321	\$ 154	\$	\$ 3,308
Purch Serv, Repairs, Phone, Post:	\$ 945	\$ 5,530	\$ 896	\$ 594	\$ 461	\$ 546	\$	\$ 8,972
Supplies	\$ 1,974	\$ -	\$ -	\$ -	\$ -	\$ -	\$	\$ 1,974
Food Costs	\$ -	\$ 11,703	\$ 6,414	\$ 10,850	\$ 3,797	\$ 2,874	\$	\$ 35,638
Equipment	\$ -	\$ -	\$ -	\$ -	\$ -	\$ -	\$	\$ -
Other Costs	\$ -	\$ -	\$ -	\$ -	\$ -	\$ -	\$	\$ -
Total Expenses	\$ 33,585	\$ 76,400	\$ 35,510	\$ 43,956	\$ 22,095	\$ 18,099	\$	\$ 229,645
Net Gain (Loss)	\$ (32,065)	\$ (28,010)	\$ (11,463)	\$ (14,069)	\$ 5,602	\$ 2,154	\$	\$ (77,851)
							Ending Cash Balance 10/31/19	\$ (80,242)

							Beginning Balance 7/1/18	\$ 4,848
2018-2019 Through 10/31/18								
<i>Revenues</i>	District-Wide	High School	Junior High	Eastern	Central	Western	Total	
Student Type A, Ezipay, Misc	\$ -	\$ 29,240	\$ 13,880	\$ 13,990	\$ 12,668	\$ 11,324	\$	\$ 81,102
Student Break, Milk & A La Carte	\$ -	\$ 14,401	\$ 3,880	\$ 2,896	\$ 1,524	\$ 1,795	\$	\$ 24,496
Adult & Misc revenues	\$ 3,946	\$ 1,273	\$ 332	\$ 881	\$ 898	\$ 700	\$	\$ 8,030
State Reimb	\$ -	\$ -	\$ -	\$ -	\$ -	\$ -	\$	\$ -
Federal Reimb	\$ -	\$ 10,494	\$ 7,494	\$ 12,705	\$ 8,195	\$ 7,137	\$	\$ 46,025
Transfer In	\$ -	\$ -	\$ -	\$ -	\$ -	\$ -	\$	\$ -
Total Revenues	\$ 3,946	\$ 55,408	\$ 25,586	\$ 30,472	\$ 23,285	\$ 20,956	\$	\$ 159,653
<i>Expenses</i>								
Wages	\$ 16,065	\$ 38,775	\$ 18,367	\$ 12,382	\$ 10,831	\$ 11,457	\$	\$ 107,877
Severance	\$ -	\$ -	\$ -	\$ -	\$ -	\$ -	\$	\$ -
Retirement	\$ 3,856	\$ 8,533	\$ 4,248	\$ 5,281	\$ 3,064	\$ 2,633	\$	\$ 27,615
Medical	\$ 9,565	\$ 17,388	\$ 8,412	\$ 11,527	\$ 2,649	\$ -	\$	\$ 49,541
Life, Dent, MC, WC	\$ 444	\$ 1,245	\$ 735	\$ 482	\$ 334	\$ 151	\$	\$ 3,391
Purch Serv, Repairs, Phone, Post:	\$ 1,908	\$ 839	\$ 709	\$ 472	\$ 472	\$ 472	\$	\$ 4,872
Supplies	\$ 1,064	\$ 13,263	\$ 7,215	\$ 9,702	\$ 3,450	\$ 3,498	\$	\$ 38,192
Food Costs	\$ -	\$ -	\$ -	\$ -	\$ -	\$ -	\$	\$ -
Equipment	\$ -	\$ -	\$ -	\$ -	\$ -	\$ -	\$	\$ -
Other Costs	\$ -	\$ -	\$ -	\$ -	\$ -	\$ -	\$	\$ -
Total Expenses	\$ 32,902	\$ 80,043	\$ 39,686	\$ 39,846	\$ 20,800	\$ 18,211	\$	\$ 231,488
Net Gain (Loss)	\$ (28,956)	\$ (24,635)	\$ (14,100)	\$ (9,374)	\$ 2,485	\$ 2,745	\$	\$ (71,835)
							Ending Cash Balance 10/31/18	\$ (66,987)

							Beginning Balance 7/1/17	\$ 13
2017-2018 Through 10/31/17								
<i>Revenues</i>	District-Wide	High School	Junior High	Eastern	Central	Western	Total	
Student Type A, Ezipay, Misc	\$ -	\$ 30,514	\$ 11,707	\$ 14,803	\$ 10,860	\$ 9,324	\$	\$ 77,208
Student Break, Milk & A La Carte	\$ -	\$ 15,477	\$ 3,329	\$ 3,163	\$ 1,142	\$ 1,846	\$	\$ 24,957
Adult & Misc revenues	\$ 858	\$ 722	\$ 393	\$ 1,032	\$ 834	\$ 775	\$	\$ 4,614
State Reimb	\$ -	\$ -	\$ -	\$ -	\$ -	\$ -	\$	\$ -
Federal Reimb	\$ -	\$ -	\$ -	\$ -	\$ -	\$ -	\$	\$ -
Transfer In	\$ -	\$ -	\$ -	\$ -	\$ -	\$ -	\$	\$ -
Total Revenues	\$ 858	\$ 46,713	\$ 15,429	\$ 18,998	\$ 12,836	\$ 11,945	\$	\$ 106,779
<i>Expenses</i>								
Wages	\$ 15,861	\$ 37,942	\$ 16,851	\$ 11,880	\$ 11,733	\$ 11,198	\$	\$ 105,465
Severance	\$ -	\$ -	\$ -	\$ -	\$ -	\$ -	\$	\$ -
Retirement	\$ 3,796	\$ 10,640	\$ 3,456	\$ 4,097	\$ 4,297	\$ 2,825	\$	\$ 29,111
Medical	\$ 8,857	\$ 16,010	\$ 7,789	\$ 10,673	\$ 2,453	\$ -	\$	\$ 45,782
Life, Dent, MC, WC	\$ 427	\$ 1,087	\$ 679	\$ 451	\$ 335	\$ 151	\$	\$ 3,130
Purch Serv, Repairs, Phone, Post:	\$ 677	\$ 208	\$ 208	\$ 636	\$ 208	\$ 208	\$	\$ 2,145
Supplies	\$ 1,023	\$ -	\$ -	\$ -	\$ -	\$ -	\$	\$ 1,023
Food Costs	\$ -	\$ 17,465	\$ 6,534	\$ 12,215	\$ 3,421	\$ 2,950	\$	\$ 42,585
Equipment	\$ -	\$ -	\$ -	\$ -	\$ -	\$ -	\$	\$ -
Other Costs	\$ -	\$ -	\$ -	\$ -	\$ -	\$ -	\$	\$ -
Total Expenses	\$ 30,641	\$ 83,352	\$ 35,517	\$ 39,952	\$ 22,447	\$ 17,332	\$	\$ 229,241
Net Gain (Loss)	\$ (29,783)	\$ (36,639)	\$ (20,088)	\$ (20,954)	\$ (9,611)	\$ (5,387)	\$	\$ (122,462)
							Ending Cash Balance 10/31/17	\$ (122,449)

Check#	Check Date	Org Sta	Vendor Paid	Check Amount	Status Date
086386	10/07/2019	W/R	SMITH, GREG	60.00	10/15/2019
086387	10/07/2019	W/R	HAMPTON INN- BOWLING GREEN	411.84	10/11/2019
086388	10/07/2019	W/R	NICKLES BAKERY	835.23	10/16/2019
086389	10/07/2019	W/R	ALL OHIO COUNSELORS CONFERENCE	325.00	10/30/2019
086390	10/07/2019	W/R	NORTH, AMY	225.00	10/15/2019
086391	10/07/2019	W/R	RUSH, ANNETTE	225.00	10/28/2019
086392	10/07/2019	W/R	APPLIED INDUSTRIAL TECHNOLOGY	94.10	10/15/2019
086393	10/07/2019	W/R	AWARDSMITH	56.00	10/18/2019
086394	10/07/2019	W/R	B & B DRAIN SERVICE	400.00	10/15/2019
086395	10/07/2019	W/R	BAKER VEHICLE SYSTEMS, INC.	236.22	10/10/2019
086396	10/07/2019	W/R	BARNES & NOBLE	891.30	10/16/2019
086397	10/07/2019	W/R	BRIDGEWAY ACADEMY	5,380.00	10/16/2019
086398	10/07/2019	W/R	CARDINAL BUS SALES & SERVICE	1,381.96	10/11/2019
086399	10/07/2019	W/R	CDW-G	1,092.37	10/15/2019
086400	10/07/2019	W/R	CHARLES RITTER CO.	154.23	10/10/2019
086401	10/07/2019	W/R	KMETZ, CHRISTINA	1,005.00	10/15/2019
086402	10/07/2019	W/R	CLEARWATER SYSTEMS	159.10	10/16/2019
086403	10/07/2019	W/R	COLES ENERGY, INC.	1,479.50	10/15/2019
086404	10/07/2019	W/R	COLUMBUS KENWORTH, INC	124.99	10/18/2019
086405	10/07/2019	W/W	CONSERVE FLAG COMPANY	44.95	
086406	10/07/2019	W/R	DRAIN PRO	250.00	10/15/2019
086407	10/07/2019	W/R	SPELLING OUT DYSLEXIA	300.00	10/15/2019
086408	10/07/2019	W/R	FAMOUS ENTERPRISES, INC.	16.07	10/11/2019
086409	10/07/2019	W/R	FOLLETT SCHOOL SOLUTIONS, INC	9,425.25	10/11/2019
086410	10/07/2019	W/R	FURBAY/MANSFIELD ELECTRIC	206.85	10/10/2019
086411	10/07/2019	W/R	GRAINGER	259.04	10/15/2019
086412	10/07/2019	W/R	HARCOURT OUTLINE, INC.	1,684.04	10/15/2019
086413	10/07/2019	W/R	HEINEMANN	3,723.44	10/28/2019
086414	10/07/2019	W/R	HERFF JONES	2,963.95	10/11/2019
086415	10/07/2019	W/R	HOUGHTON MIFFLIN HARCOURT	363.90	10/11/2019
086416	10/07/2019	W/R	HUNTSMAN TRUCKING, INC.	928.20	10/21/2019
086417	10/07/2019	W/R	HAYES, JAMES	776.28	10/21/2019
086418	10/07/2019	W/R	KAHL'S ELECTRIC, INC.	770.00	10/10/2019
086419	10/07/2019	W/R	KELL ACE HARDWARE	218.20	10/15/2019
086420	10/07/2019	W/R	KURTZ, KYLE	1,500.00	10/11/2019
086421	10/07/2019	W/R	LOWE'S HOME CENTER	15.20	10/15/2019
086422	10/07/2019	W/R	MENARDS	288.06	10/16/2019
086423	10/07/2019	W/R	MID-OHIO ED. SERVICE CENTER	936.00	10/10/2019
086424	10/07/2019	W/R	MINUTEMAN PRESS	338.97	10/11/2019
086425	10/07/2019	W/R	NATIONAL BUSINESS INSTITUTE	359.00	10/30/2019
086426	10/07/2019	W/R	ACORN DISTRIBUTORS, INC.	2,184.25	10/15/2019
086427	10/07/2019	W/R	NOVA LUNA EDUC & CONSULTING	972.00	10/11/2019
086428	10/07/2019	W/R	OHIO BIRD SANCTUARY	300.00	10/18/2019
086429	10/07/2019	W/R	OHIO MATHEMATICS LEAGUE	49.95	10/22/2019
086430	10/07/2019	W/R	OMEA	245.00	10/30/2019
086431	10/07/2019	W/R	RENHILL GROUP, INC.	15,352.08	10/11/2019
086432	10/07/2019	W/R	RENWICK, WELSH & BURTON	2,367.50	10/15/2019
086433	10/07/2019	W/R	SCHOOL HEALTH CORP.	95.40	10/15/2019
086434	10/07/2019	W/R	SCHOOL SPECIALTY INC.	584.60	10/11/2019
086435	10/07/2019	W/W	SHAWNEE LOCAL SCHOOL DISTRICT	175.00	
086436	10/07/2019	W/R	SMETZ'S TIRE SERVICE CENTER	467.12	10/15/2019
086437	10/07/2019	W/R	SMITHFOODS, INC	3,198.59	10/16/2019

Check#	Check Date	Org Sta	Vendor Paid	Check Amount	Status Date
086438	10/07/2019	W/R	SPYDER SIGNS AND GRAPHICS	280.00	10/22/2019
086439	10/07/2019	W/R	STANTON SHEET MUSIC	321.90	10/11/2019
086440	10/07/2019	W/R	THE ESKEN GROUP, LLC	2,362.50	10/15/2019
086441	10/07/2019	W/R	HF GROUP - OHIO	533.23	10/11/2019
086442	10/07/2019	W/R	OHIO BUREAU OF CRIMINAL IDENT.	116.50	10/11/2019
086443	10/07/2019	W/R	TREASURER, STATE OF OHIO	5,075.80	10/11/2019
086444	10/07/2019	W/R	VASU COMMUNICATIONS, INC.	399.26	10/10/2019
086445	10/07/2019	W/R	VOLZ FENCING	3,675.00	10/17/2019
086446	10/07/2019	W/R	WORNER ROOFING COMPANY	995.00	10/10/2019
086447	10/08/2019	W/R	SCHAUB, RON	20.00	10/16/2019
086448	10/09/2019	W/R	BALDWIN WALLACE UNIVERSITY	166.00	10/23/2019
086450	10/10/2019	W/R	BADERTSCHER, AMANDA	45.00	10/25/2019
086451	10/10/2019	W/R	AMAZON.COM/ AMEX	7,777.74	10/15/2019
086452	10/10/2019	W/R	AMERICAN EXPRESS	489.95	10/16/2019
086453	10/10/2019	W/R	AWARDSMITH	224.10	10/18/2019
086454	10/10/2019	W/R	CARDINAL BUS SALES & SERVICE	300.48	10/16/2019
086455	10/10/2019	W/R	GLENNON, CHRISTOPHER	187.50	10/17/2019
086456	10/10/2019	W/R	COLE DISTRIBUTING	1,807.72	10/17/2019
086457	10/10/2019	W/R	CULLIGAN QUALITY WATER	37.00	10/16/2019
086458	10/10/2019	W/R	EAI EDUCATION	41.95	10/16/2019
086459	10/10/2019	W/R	EVAN-MOOR EDUCATIONAL PUBLISH.	34.98	10/18/2019
086460	10/10/2019	W/R	FOCUS CURRICULUM	2,562.00	10/18/2019
086461	10/10/2019	W/R	FORGET-ME-NOT FLOWER SHOP, INC.	52.00	10/15/2019
086462	10/10/2019	W/R	AVITA HEALTH SYSTEM	55.00	10/17/2019
086463	10/10/2019	W/R	WEIDIG, KATHY	320.42	10/18/2019
086464	10/10/2019	W/R	LEXINGTON AUTO PARTS	14.64	10/16/2019
086465	10/10/2019	W/R	TOMMELLEO, LOUIS MICHAEL	125.00	10/16/2019
086466	10/10/2019	W/R	WALTERS, LYNN	225.00	10/15/2019
086467	10/10/2019	W/R	DEVITO, MARSHA--NON 1099	668.75	10/17/2019
086468	10/10/2019	W/R	DAVIS, MICHAEL J	125.00	10/16/2019
086469	10/10/2019	W/R	MID-OHIO ED. SERVICE CENTER	825.00	10/15/2019
086470	10/10/2019	W/R	NOTRE DAME ACADEMY	175.00	10/23/2019
086471	10/10/2019	W/R	QUENCH	39.14	10/16/2019
086472	10/10/2019	W/W	RIGGLEMAN, RYAN	125.00	
086473	10/10/2019	W/R	SCHOLASTIC INC.	591.06	10/16/2019
086474	10/10/2019	W/R	SCHOOL SPECIALTY INC.	987.72	10/15/2019
086475	10/10/2019	W/W	SPYDER SIGNS AND GRAPHICS	275.00	
086476	10/10/2019	W/R	STOODTS MARKET	298.01	10/21/2019
086477	10/10/2019	W/R	TEMPLE CHRISTIAN SCHOOL	200.00	10/25/2019
086478	10/10/2019	W/W	BOWLING CLUB AT OHIO STATE	180.00	
086479	10/10/2019	W/R	MCDANIEL, TRACY	69.60	10/15/2019
086480	10/10/2019	W/R	TRUCK SALES & SERVICE, INC.	1,293.69	10/17/2019
086481	10/10/2019	W/R	VOCABULARY SPELLINGCITY.COM	34.95	10/17/2019
086482	10/11/2019	W/R	SCHAUB, RON	20.00	10/16/2019
086483	10/14/2019	W/R	AWARDSMITH	81.00	10/18/2019
086484	10/14/2019	W/R	BRAIN POP	4,475.25	10/23/2019
086485	10/14/2019	W/R	CHARLES RITTER CO.	12.21	10/17/2019
086486	10/14/2019	W/R	COWLES, CINDY	1,068.48	10/23/2019
086487	10/14/2019	W/R	COLE DISTRIBUTING	655.55	10/18/2019
086488	10/14/2019	W/R	EDGENUITY INC	600.00	10/22/2019
086489	10/14/2019	W/R	FORGET-ME-NOT FLOWER SHOP, INC.	207.50	10/17/2019
086490	10/14/2019	W/R	GRAINGER	743.03	10/21/2019

Check#	Check Date	Org Sta	Vendor Paid	Check Amount	Status Date
086491	10/14/2019	W/R	HAYES, JAMES	776.28	10/22/2019
086492	10/14/2019	W/R	KIMBALL MIDWEST	65.28	10/18/2019
086493	10/14/2019	W/R	LEXINGTON AUTO PARTS	3,171.33	10/18/2019
086494	10/14/2019	W/R	HASSMANN, MELISSA	213.48	10/16/2019
086495	10/14/2019	W/R	MENARDS	253.20	10/28/2019
086496	10/14/2019	W/R	KATHREIN, MICHAEL	24.00	10/17/2019
086497	10/14/2019	W/R	MID-OHIO AUTO REPAIR	109.95	10/21/2019
086498	10/14/2019	W/R	OHIO DEPART. OF JOB & FAMILY	77.92	10/21/2019
086499	10/14/2019	W/R	OHIO NORTHERN UNIVERSITY	6,380.00	10/18/2019
086500	10/14/2019	W/W	OLENTANGY ORANGE ATHLETIC	100.00	
086501	10/14/2019	W/V	BIGLEY, REBECCA-NON 1099	362.92	10/15/2019
086502	10/14/2019	W/R	RUMPKE	966.47	10/21/2019
086503	10/14/2019	W/R	SCHOOL SPECIALTY INC.	460.44	10/18/2019
086504	10/14/2019	W/R	STONE RIDGE GOLF COURSE	150.00	10/22/2019
086505	10/14/2019	W/R	SUPERIOR CHEER	59.95	10/21/2019
086506	10/14/2019	W/R	TRANSPORTATION ACCESSORIES CO.	447.39	10/21/2019
086507	10/14/2019	W/R	WARD CUSTOM APPAREL	12.00	10/21/2019
086508	10/14/2019	W/R	WILSON LANGUAGE TRAINING	126.79	10/21/2019
086509	10/15/2019	W/R	KATHREIN, MICHAEL	150.00	10/17/2019
086510	10/15/2019	W/R	OHIO ART EDUCATION ASSOC.	653.00	10/28/2019
086511	10/15/2019	W/R	SCHAUB, RON	100.00	10/16/2019
086512	10/15/2019	W/R	OHIO STATE GOLF CLUB	40.00	10/23/2019
086513	10/16/2019	W/R	OHIO STATE GOLF CLUB	40.00	10/23/2019
086514	10/16/2019	W/V	FAIRFIELD INN & SUITES	418.00	10/18/2019
086515	10/16/2019	W/R	HYATT PLACE CINCINNATI NE	289.36	10/24/2019
086516	10/17/2019	W/R	BENSON, DENISE	220.00	10/21/2019
086517	10/17/2019	W/R	FAIRFIELD INN & SUITES	209.00	10/24/2019
086518	10/18/2019	W/R	THEM, PETER	145.00	10/22/2019
086519	10/21/2019	W/W	MAURIC, ANNEMARIE	30.00	
086520	10/21/2019	W/R	ASHLAND CITY SCHOOLS	80.00	10/30/2019
086521	10/21/2019	W/W	AWARDSMITH	291.40	
086522	10/21/2019	W/R	BAKER VEHICLE SYSTEMS, INC.	16,580.00	10/24/2019
086523	10/21/2019	W/W	BAUMSPAGE.COM, LLC	32.40	
086524	10/21/2019	W/R	CALLAHAN DOOR SALES	165.00	10/25/2019
086525	10/21/2019	W/R	CDW-G	176.63	10/28/2019
086526	10/21/2019	W/R	CHARLES RITTER CO.	391.82	10/24/2019
086527	10/21/2019	W/R	COLE DISTRIBUTING	457.42	10/25/2019
086528	10/21/2019	W/R	COLES ENERGY, INC.	197.26	10/28/2019
086529	10/21/2019	W/R	DATA RECOGNITION CORPORATION	1,469.29	10/30/2019
086530	10/21/2019	W/R	DELL MARKETING L.P.	177.59	10/24/2019
086531	10/21/2019	W/R	DIRECT ENERGY BUSINESS MARKETI	85.33	10/28/2019
086532	10/21/2019	W/R	EJ THERAPY	47,648.75	10/30/2019
086533	10/21/2019	W/R	SPELLING OUT DYSLEXIA	250.00	10/25/2019
086534	10/21/2019	W/R	FURBAY/MANSFIELD ELECTRIC	65.80	10/25/2019
086535	10/21/2019	W/R	FUSION APPAREL	738.85	10/30/2019
086536	10/21/2019	W/W	GIONINO'S PIZZERIA	113.00	
086537	10/21/2019	W/R	GRADY ENTERPRISES, INC.	1,122.57	10/30/2019
086538	10/21/2019	W/R	GRAINGER	568.68	10/28/2019
086539	10/21/2019	W/R	J & B ACCOUSTICAL	61.78	10/24/2019
086540	10/21/2019	W/W	HAYES, JAMES	776.28	
086541	10/21/2019	W/R	LAW JENNIFER	155.44	10/23/2019
086542	10/21/2019	W/R	KAHL'S TELECOMMUNICATIONS	320.00	10/24/2019

Check#	Check Date	Org Sta	Vendor Paid	Check Amount	Status Date
086543	10/21/2019	W/R	LAMBERT DISTRIBUTING INC	199.95	10/28/2019
086544	10/21/2019	W/R	LEXINGTON LOCAL SCHOOLS	783.75	10/29/2019
086545	10/21/2019	W/R	LILLY INDUSTRIES INC	2,200.00	10/30/2019
086546	10/21/2019	W/R	MANSFIELD FREIGHTLINER, INC	289.11	10/28/2019
086547	10/21/2019	W/W	DEVITO, MARSHA	431.25	
086548	10/21/2019	W/W	MENARDS	1,326.29	
086549	10/21/2019	W/R	ACORN DISTRIBUTORS, INC.	734.40	10/28/2019
086550	10/21/2019	W/R	OASBO	120.00	10/25/2019
086551	10/21/2019	W/R	OHIO.NET INTERNET PROVIDERS	496.89	10/25/2019
086552	10/21/2019	W/R	CONOVER, PAM	114.84	10/25/2019
086553	10/21/2019	W/R	POST MASTER	275.00	10/29/2019
086554	10/21/2019	W/R	BIGLEY, REBECCA-NON 1099	161.02	10/25/2019
086555	10/21/2019	W/R	SC STRATEGIC SOLUTIONS LLC	109.80	10/29/2019
086556	10/21/2019	W/R	SCHOOL SPECIALTY INC.	1,504.77	10/25/2019
086557	10/21/2019	W/R	SIESEL DISTRIBUTING, LLC	1,840.17	10/29/2019
086558	10/21/2019	W/R	STANTON SHEET MUSIC	218.39	10/25/2019
086559	10/21/2019	W/R	OHIO STATE UNIVERSITY	375.00	10/31/2019
086560	10/21/2019	W/R	THE CENTER FOR INDIVIDUAL &	1,422.50	10/28/2019
086561	10/21/2019	W/W	VIDONISH STUDIOS	810.69	
086562	10/21/2019	W/R	WARD CUSTOM APPAREL	2,235.00	10/28/2019
086563	10/21/2019	W/R	WAYNE'S COUNTRY MARKET	54.00	10/30/2019
086564	10/21/2019	W/R	WOLFF BROS. SUPPLY, INC.	378.44	10/25/2019
086565	10/22/2019	W/R	ASHLAND CITY SCHOOLS	80.00	10/30/2019
086566	10/22/2019	W/R	BENSON, DENISE	330.00	10/25/2019
086567	10/22/2019	W/R	HILTON COLUMBUS EASTON	370.00	10/29/2019
086568	10/22/2019	W/R	OHIO DISTRICT KIWANIS	90.00	10/29/2019
086569	10/23/2019	W/R	COLE DISTRIBUTING	19,634.69	10/29/2019
086570	10/23/2019	W/R	GLENNON, CHRISTOPHER	125.00	10/28/2019
086571	10/23/2019	W/W	GIONINO'S PIZZERIA	22.00	
086572	10/23/2019	W/R	KROGER COMPANY	58.70	10/28/2019
086573	10/23/2019	W/R	LESCH BATTERY & POWER	285.00	10/28/2019
086574	10/23/2019	W/W	DAVIS, MICHAEL J	125.00	
086575	10/23/2019	W/R	MID-OHIO ED. SERVICE CENTER	591.00	10/28/2019
086576	10/23/2019	W/W	OAKTREE GOLF CLUB	1,780.00	
086577	10/24/2019	W/R	THEM, PETER	300.00	10/25/2019
086578	10/24/2019	B/B	OHIO CARDINAL CONFERENCE	4,191.60	
086579	10/24/2019	W/R	ALL GLASS SYSTEMS	2,500.00	10/29/2019
086580	10/24/2019	W/R	CBIZ BENEFITS & INSURANCE	2,750.00	10/29/2019
086581	10/24/2019	W/R	CHARLES RITTER CO.	110.46	10/28/2019
086582	10/24/2019	W/W	SWIGERT, EARL	6.38	
086583	10/24/2019	W/R	APPERSON	448.13	10/30/2019
086584	10/24/2019	W/R	CDW-G	353.93	10/30/2019
086585	10/24/2019	W/R	COWLES, CINDY	1,068.48	10/29/2019
086586	10/24/2019	W/R	COLUMBIA GAS OF OHIO	817.82	10/29/2019
086587	10/24/2019	W/R	SPELLING OUT DYSLEXIA	300.00	10/30/2019
086588	10/24/2019	W/R	NORTH CENTRAL/OSU	5,609.77	10/31/2019
086589	10/24/2019	W/W	RICE, HOLLY	111.91	
086590	10/24/2019	W/R	ITsavvy	467.36	10/31/2019
086591	10/24/2019	W/R	PETERS, JOE	125.00	10/30/2019
086592	10/24/2019	W/R	KAHL'S TELECOMMUNICATIONS	2,428.23	10/28/2019
086593	10/24/2019	W/W	WAGNER, KATIE	31.38	
086594	10/24/2019	W/R	McPEEK, KRISTEN	81.51	10/28/2019

Check#	Check Date	Org Sta	Vendor Paid	Check Amount	Status Date
086595	10/24/2019	W/W	MORRISON DRAPERY & BLINDS	316.00	
086596	10/24/2019	W/W	MVD SPORTS	2,100.00	
086597	10/24/2019	W/W	NATIONWIDE CHILDRENS HOSPITAL	125.00	
086598	10/24/2019	W/R	PEARSON ASSESSMENTS	170.00	10/28/2019
086599	10/24/2019	W/W	OAKTREE GOLF CLUB	1,340.00	
086600	10/24/2019	W/R	OHIO HEALTH CONSORTIUM, INC.	488.00	10/29/2019
086601	10/24/2019	W/R	ORIENTAL TRADING COMPANY	170.94	10/29/2019
086602	10/24/2019	W/R	RENAISSANCE LEARNING, INC.	5,000.00	10/30/2019
086603	10/24/2019	W/R	SCHOOL HEALTH CORP.	3,826.28	10/30/2019
086604	10/24/2019	W/R	SCHOOL SPECIALTY INC.	15.45	10/29/2019
086605	10/24/2019	W/W	SPYDER SIGNS AND GRAPHICS	275.00	
086606	10/24/2019	W/R	TRANSPORTATION ACCESSORIES CO.	39.65	10/29/2019
086607	10/24/2019	W/R	UCP OF GREATER CLEVELAND	8,400.00	10/30/2019
086608	10/24/2019	W/R	WAL-MART DISCOUNT CITIES	820.79	10/30/2019
086609	10/24/2019	W/W	OLENTANGY ORANGE ATHLETIC	100.00	
086610	10/28/2019	B/B	BROWNELL, EDWINA	10,652.68	
086611	10/29/2019	W/W	BADERTSCHER, AMANDA	130.00	
086612	10/29/2019	W/W	AMERICAN ELECTRIC POWER	19,797.45	
086613	10/29/2019	W/W	CenturyLink	843.24	
086614	10/29/2019	W/W	DEPCO ENTERPRISES, LLC	257.56	
086615	10/29/2019	W/W	SPELLING OUT DYSLEXIA	300.00	
086616	10/29/2019	W/W	FEUCHT, STEVEN G	115.00	
086617	10/29/2019	W/W	GIONINO'S PIZZERIA	149.00	
086618	10/29/2019	W/W	HITMAN ENTERTAINMENT	170.00	
086619	10/29/2019	W/W	ANDERSON, JAMES	125.00	
086620	10/29/2019	W/W	HAYES, JAMES	776.28	
086621	10/29/2019	W/W	JOSTEN'S	12,714.58	
086622	10/29/2019	W/W	LIGHTSPEED TECHNOLOGIES INC.	2,543.18	
086623	10/29/2019	W/W	NORTH CENTRAL STATE COLLEGE	4,024.43	
086624	10/29/2019	W/R	THEM, PETER	450.00	10/30/2019
086625	10/29/2019	W/W	RENHILL GROUP, INC.	14,685.74	
086626	10/29/2019	W/W	RIVER EDUCATION SERVICES INC	6,210.00	
086627	10/29/2019	W/W	SAM'S CLUB	960.92	
086628	10/29/2019	W/W	SCHOLASTIC BOOK FAIRS	3,130.94	
086629	10/29/2019	W/W	SCHOOL SPECIALTY INC.	4,164.13	
086630	10/29/2019	W/W	STANTON SHEET MUSIC	462.74	
086631	10/29/2019	W/W	TRANSPORTATION ACCESSORIES CO.	20.02	
086632	10/31/2019	W/W	BENSON, DENISE	600.00	
086633	10/31/2019	W/W	HOLIDAY INN EXPRESS & SUITES	1,034.52	
086634	10/31/2019	W/W	SHERWIN-WILLIAMS	551.88	
086635	10/31/2019	W/W	SUNBELT RENTALS	1,117.60	
086636	10/31/2019	W/W	BERRY, JENNIFER	214.44	
086637	10/31/2019	W/W	MCDANIEL, TRACY	67.28	
086638	10/31/2019	W/W	THEM, PETER	450.00	
086639	10/31/2019	W/W	FEUCHT, STEVEN G	50.00	
086640	10/31/2019	W/W	MID-OHIO ED. SERVICE CENTER	303.50	
086641	10/31/2019	W/W	MVD SPORTS	1,035.25	
086642	10/31/2019	W/W	OHIO HIGH SCHOOL ATH. ASSOC.	120.00	
086643	10/31/2019	W/W	SCHOOL SPECIALTY INC.	316.93	
086644	10/31/2019	W/W	SOUTHEASTERN PERFORMANCE APPL.	1,307.54	
086645	10/31/2019	W/W	US BANK	5,080.26	
086646	10/31/2019	W/W	VERIZON WIRELESS	651.69	

Date: 11/04/2019

C H E C K R E G I S T E R
Processing Month: October 2019
LEXINGTON LOCAL SCHOOLS

Page: 6
(CHKREG)

Check#	Check Date	Org Sta	Vendor Paid	Check Amount	Status Date
086647	10/31/2019	W/W	LEXINGTON ATHLETIC DEPT.	3,222.40	
691405	10/04/2019	C/R	LEXINGTON SCHOOLS - PAYROLL	631,522.08	10/31/2019
691407	10/04/2019	M/M	MEMO-S.E.R.S.	2,827.50	
691408	10/04/2019	M/M	MEMO-S.T.R.S.	7,594.66	
691409	10/09/2019	M/M	GORDON FOOD SERVICE	12,928.53	
691410	10/18/2019	C/R	LEXINGTON SCHOOLS - PAYROLL	583,769.89	10/31/2019
691411	10/17/2019	M/M	LEXINGTON SCHOOLS - PAYROLL	7,843.39	
691412	10/17/2019	M/M	ANTHEM BENEFIT SERVICES	374,164.76	
691413	10/17/2019	M/M	MEMO-S.E.R.S.	2,804.71	
691414	10/17/2019	M/M	MEMO-S.T.R.S.	7,594.66	
691415	10/24/2019	M/M	MEMO-MID OHIO ESC	4,611.16	
691416	10/24/2019	M/M	MEMO-S.E.R.S.	45,500.00	
691417	10/24/2019	M/M	MEMO-S.T.R.S.	123,532.00	
691419	10/31/2019	M/M	LEXINGTON SCHOOLS - PAYROLL	8,536.00	
Total Checks Issued				\$ 2,192,366.63	

TRANS NO	ITEM NO	TRANS DATE	STS	DESCRIPTION OR SOURCE	TI	FUND	RCPT	SPCC	SUBJ	OPU	TRANS AMOUNT
074306	0001	10/04/2019	A	Preschool tuition	03	001	1211	0000	000000	500	200.00
074322	0001	10/08/2019	A	Preschool tuition	03	001	1211	0000	000000	500	300.00
074328	0001	10/09/2019	A	Preschool tuition	03	001	1211	0000	000000	500	200.00
074330	0001	10/10/2019	A	Preschool tuition	03	001	1211	0000	000000	500	350.00
074343	0001	10/11/2019	A	Preschool tuition	03	001	1211	0000	000000	500	100.00
074344	0001	10/15/2019	A	Preschool tuition	03	001	1211	0000	000000	500	100.00
074376	0001	10/16/2019	A	Preschool tuition	03	001	1211	0000	000000	500	410.00
074381	0001	10/17/2019	A	Preschool tuition	03	001	1211	0000	000000	500	300.00
074385	0001	10/18/2019	A	Preschool tuition	03	001	1211	0000	000000	500	50.00
074396	0001	10/22/2019	A	Preschool tuition	03	001	1211	0000	000000	500	100.00
074419	0001	10/28/2019	A	Tuition	03	001	1211	0000	000000	500	100.00
074421	0001	10/28/2019	A	Tuition	03	001	1211	0000	000000	000	628.68
RCPT CODE SUB-TOTAL:											2,838.68
074316	0016	10/11/2019	A	Open Enrollment Revenue	03	001	1227	0000	000000	000	150.50
074363	0015	10/25/2019	A	Open Enrollment Revenue	03	001	1227	0000	000000	000	150.50
RCPT CODE SUB-TOTAL:											301.00
074454	0001	10/31/2019	A	Richland Bank Interest	03	001	1410	0000	000000	000	21,048.21
RCPT CODE SUB-TOTAL:											21,048.21
074297	0001	10/03/2019	A	School fees	03	001	1740	0000	000000	400	28.00
074299	0001	10/03/2019	A	School fees	03	001	1740	0000	000000	300	150.00
074307	0001	10/04/2019	A	School fees	03	001	1740	0000	000000	500	60.00
074312	0001	10/07/2019	A	School fees	03	001	1740	0000	000000	200	12.00
074313	0001	10/07/2019	A	School fees	03	001	1740	0000	000000	500	40.00
074319	0003	10/07/2019	A	School fees	03	001	1740	0000	000000	400	56.00
074326	0001	10/09/2019	A	School fees	03	001	1740	0000	000000	300	60.00
074334	0001	10/11/2019	A	School fees	03	001	1740	0000	000000	100	25.00
074347	0002	10/15/2019	A	School fees	03	001	1740	0000	000000	300	60.00
074348	0001	10/15/2019	A	School fees	03	001	1740	0000	000000	300	30.00
074361	0003	10/15/2019	A	School fees	03	001	1740	0000	000000	400	56.00
074356	0001	10/16/2019	A	School fees	03	001	1740	0000	000000	100	113.00
074357	0001	10/16/2019	A	School fees	03	001	1740	0000	000000	100	113.00
074358	0001	10/16/2019	A	School fees	03	001	1740	0000	000000	100	113.50
074383	0001	10/18/2019	A	School fees	03	001	1740	0000	000000	400	56.00
074390	0001	10/18/2019	A	School fees	03	001	1740	0000	000000	100	5.00
074397	0001	10/22/2019	A	School fees	03	001	1740	0000	000000	500	40.00
074408	0001	10/24/2019	A	School fees	03	001	1740	0000	000000	100	23.00
074414	0001	10/25/2019	A	School fees	03	001	1740	0000	000000	100	14.00
074443	0002	10/28/2019	A	school fees	03	001	1740	0000	000000	400	112.00

STATUS (STS) CODES:

A-RECEIPT B-REFUND OF RECEIPT V-VOID REFUND OF RECEIPT X-REDUCTION OF EXPENDITURE
 C-APPROPRIATION OR BUDGET MODIFICATIONS D-EXPENSE/SUPPLIES DISTRIBUTION F-FUND TO FUND TRANSFER

TRANS NO	ITEM NO	TRANS DATE	STS	DESCRIPTION OR SOURCE	TI	FUND	RCPT	SPCC	SUBJ	DFU	TRANS AMOUNT
074436	0001	10/29/2019	A	School fees	03	001	1740	0000	000000	400	319.50
074439	0001	10/29/2019	A	school fees	03	001	1740	0000	000000	300	120.00
074447	0001	10/30/2019	A	School fees	03	001	1740	0000	000000	400	84.00
074448	0001	10/31/2019	A	HS Fees - Pay For It	03	001	1740	0000	000000	100	85.00
074448	0002	10/31/2019	A	Central Fees - Pay For It	03	001	1740	0000	000000	400	450.00
074448	0003	10/31/2019	A	Jr High Fees - Pay For It	03	001	1740	0000	000000	400	60.00
074448	0004	10/31/2019	A	Eastern Fees - Pay For It	03	001	1740	0000	000000	400	462.00
074448	0005	10/31/2019	A	Western Fees - Pay For It	03	001	1740	0000	000000	400	180.00
074453	0001	10/31/2019	A	School fees	03	001	1740	0000	000000	400	84.00
RCPT CODE SUB-TOTAL:											2,785.00
074286	0001	10/01/2019	A	Ashland Univ - wilson training	03	001	1890	0000	000000	000	200.00
074323	0005	10/09/2019	A	Cardinal Warranty check	03	001	1890	0000	000000	800	17.50
RCPT CODE SUB-TOTAL:											217.50
074316	0001	10/11/2019	A	Opportunity Grant	03	001	3110	0000	000000	000	307,988.04
074316	0002	10/11/2019	A	Targeted Assistance	03	001	3110	0000	000000	000	32,892.64
074316	0003	10/11/2019	A	K-3 Literacy Funding	03	001	3110	0000	000000	000	5,948.56
074316	0005	10/11/2019	A	Limited English Prof Funding	03	001	3110	0000	000000	000	122.71
074316	0006	10/11/2019	A	Gifted Education Funding	03	001	3110	0000	000000	000	5,092.68
074316	0007	10/11/2019	A	Transportation	03	001	3110	0000	000000	000	22,763.69
074316	0008	10/11/2019	A	Special Education Funding	03	001	3110	0000	000000	000	50,084.00
074316	0009	10/11/2019	A	Graduation Bonus	03	001	3110	0000	000000	000	1,658.97
074316	0010	10/11/2019	A	Third Grade Reading Bonus	03	001	3110	0000	000000	000	994.42
074316	0013	10/11/2019	A	Enrollment Growth Supplement	03	001	3110	0000	000000	000	2,415.39
074316	0014	10/11/2019	A	Preschool Special Educ Funding	03	001	3110	0000	000000	000	8,212.09
074316	0015	10/11/2019	A	Special Educ Transportation	03	001	3110	0000	000000	000	2,909.28
074363	0001	10/25/2019	A	Opportunity Grant	03	001	3110	0000	000000	000	307,988.04
074363	0002	10/25/2019	A	Targeted Assistance	03	001	3110	0000	000000	000	32,892.64
074363	0003	10/25/2019	A	K-3 Literacy Funding	03	001	3110	0000	000000	000	5,948.56
074363	0005	10/25/2019	A	Limited English Prof Funding	03	001	3110	0000	000000	000	122.71
074363	0006	10/25/2019	A	Gifted Education Funding	03	001	3110	0000	000000	000	5,092.68
074363	0007	10/25/2019	A	Transportation	03	001	3110	0000	000000	000	22,763.69
074363	0008	10/25/2019	A	Special Education Funding	03	001	3110	0000	000000	000	50,084.00
074363	0009	10/25/2019	A	Graduation Bonus	03	001	3110	0000	000000	000	1,658.97
074363	0010	10/25/2019	A	Third Grade Reading Bonus	03	001	3110	0000	000000	000	994.42
074363	0012	10/25/2019	A	Enrollment Growth Supplement	03	001	3110	0000	000000	000	345.06
074363	0013	10/25/2019	A	Preschool Special Educ Funding	03	001	3110	0000	000000	000	8,212.09
074363	0014	10/25/2019	A	Special Educ Transportation	03	001	3110	0000	000000	000	2,021.19
RCPT CODE SUB-TOTAL:											879,206.52

STATUS (STS) CODES:

A-RECEIPT B-REFUND OF RECEIPT V-VOID REFUND OF RECEIPT X-REDUCTION OF EXPENDITURE
 C-APPROPRIATION OR BUDGET MODIFICATIONS D-EXPENSE/SUPPLIES DISTRIBUTION F-FUND TO FUND TRANSFER

TRANS NO	ITEM NO	TRANS DATE	STS	DESCRIPTION OR SOURCE	TI	FUND	RCPT	SPCC	SUBJ	OPU	TRANS AMOUNT
074316	0004	10/11/2019	A	Economic Disadvantaged Funding	03	001	3211	0000	000000	000	2,384.01
074363	0004	10/25/2019	A	Economic Disadvantaged Funding	03	001	3211	0000	000000	000	2,384.01
RCPT CODE SUB-TOTAL:											4,768.02
074316	0011	10/11/2019	A	Career Tech Education Funding	03	001	3219	0000	000000	000	717.70
074363	0011	10/25/2019	A	Career Tech Education Funding	03	001	3219	0000	000000	000	717.70
RCPT CODE SUB-TOTAL:											1,435.40
074315	0001	10/09/2019	A	USAC BEAR - E-Rate pynt	03	001	5300	0000	000000	000	8,673.30
RCPT CODE SUB-TOTAL:											8,673.30
FUND CODE SUB-TOTAL:											921,273.63
074454	0006	10/31/2019	A	LFI Fund	03	004	1410	0000	000000	000	11,473.55
RCPT CODE SUB-TOTAL:											11,473.55
FUND CODE SUB-TOTAL:											11,473.55
074454	0004	10/31/2019	A	Richland Bank Interest	03	006	1410	0000	000000	000	0.00
RCPT CODE SUB-TOTAL:											0.00
074314	0026	10/07/2019	A	HS Breakfast	03	006	1511	0000	000000	100	28.15
074314	0027	10/07/2019	A	Jr. Hi Breakfast	03	006	1511	0000	000000	200	12.00
074314	0028	10/07/2019	A	Eastern Breakfast	03	006	1511	0000	000000	300	55.35
074314	0029	10/07/2019	A	Central Breakfast	03	006	1511	0000	000000	400	51.60
074314	0030	10/07/2019	A	Western Breakfast	03	006	1511	0000	000000	500	60.45
074340	0026	10/11/2019	A	HS Breakfast	03	006	1511	0000	000000	100	43.80
074340	0027	10/11/2019	A	Jr. Hi Breakfast	03	006	1511	0000	000000	200	14.05
074340	0028	10/11/2019	A	Eastern Breakfast	03	006	1511	0000	000000	300	72.95
074340	0029	10/11/2019	A	Central Breakfast	03	006	1511	0000	000000	400	49.80
074340	0030	10/11/2019	A	Western Breakfast	03	006	1511	0000	000000	500	81.45
074434	0026	10/18/2019	A	HS Breakfast	03	006	1511	0000	000000	100	258.90
074434	0027	10/18/2019	A	Jr. Hi Breakfast	03	006	1511	0000	000000	200	10.00
074434	0028	10/18/2019	A	Eastern Breakfast	03	006	1511	0000	000000	300	96.15
074434	0029	10/18/2019	A	Central Breakfast	03	006	1511	0000	000000	400	69.90
074434	0030	10/18/2019	A	Western Breakfast	03	006	1511	0000	000000	500	76.45
074449	0026	10/31/2019	A	HS Breakfast	03	006	1511	0000	000000	100	42.70

STATUS (STS) CODES:

A-RECEIPT B-REFUND OF RECEIPT V-VOID REFUND OF RECEIPT X-REDUCTION OF EXPENDITURE
 C-APPROPRIATION OR BUDGET MODIFICATIONS D-EXPENSE/SUPPLIES DISTRIBUTION F-FUND TO FUND TRANSFER

TRANS NO	ITER NO	TRANS DATE	STS	DESCRIPTION OR SOURCE	TI	FUND	RCPT	SPCC	SUBJ	QTY	TRANS AMOUNT
074449	0027	10/31/2019	A	Jr. Hi Breakfast	03	006	1511	0000	000000	200	7.75
074449	0028	10/31/2019	A	Eastern Breakfast	03	006	1511	0000	000000	300	73.90
074449	0029	10/31/2019	A	Central Breakfast	03	006	1511	0000	000000	400	72.90
074449	0030	10/31/2019	A	Western Breakfast	03	006	1511	0000	000000	500	76.05
074456	0026	10/31/2019	A	HS Breakfast	03	006	1511	0000	000000	100	36.05
074456	0027	10/31/2019	A	Jr. Hi Breakfast	03	006	1511	0000	000000	200	11.00
074456	0028	10/31/2019	A	Eastern Breakfast	03	006	1511	0000	000000	300	65.25
074456	0029	10/31/2019	A	Central Breakfast	03	006	1511	0000	000000	400	53.70
074456	0030	10/31/2019	A	Western Breakfast	03	006	1511	0000	000000	500	53.45
RCPT CODE SUB-TOTAL:											1,473.75
074314	0001	10/07/2019	A	HS Stu. Type A	03	006	1512	0000	000000	100	1,766.25
074314	0005	10/07/2019	A	HS RDA Stu. Type A	03	006	1512	0000	000000	100	1,382.25-
074314	0006	10/07/2019	A	Jr Hi Stu. Type A	03	006	1512	0000	000000	200	959.25
074314	0010	10/07/2019	A	Jr. Hi RDA Stu Type A	03	006	1512	0000	000000	200	582.30-
074314	0011	10/07/2019	A	Eastern Stu. Type A	03	006	1512	0000	000000	300	1,044.20
074314	0015	10/07/2019	A	Eastern RDA Stu. Type A	03	006	1512	0000	000000	300	607.55-
074314	0016	10/07/2019	A	Central Stu. Type A	03	006	1512	0000	000000	400	1,035.75
074314	0020	10/07/2019	A	Central RDA Stu. Type A	03	006	1512	0000	000000	400	519.13-
074314	0021	10/07/2019	A	Western Stu. Type A	03	006	1512	0000	000000	500	676.55
074314	0025	10/07/2019	A	Western RDA Stu. Type A	03	006	1512	0000	000000	500	544.75-
074340	0001	10/11/2019	A	HS Stu. Type A	03	006	1512	0000	000000	100	2,394.20
074340	0005	10/11/2019	A	HS RDA Stu. Type A	03	006	1512	0000	000000	100	896.35-
074340	0006	10/11/2019	A	Jr Hi Stu. Type A	03	006	1512	0000	000000	200	1,170.35
074340	0010	10/11/2019	A	Jr. Hi RDA Stu Type A	03	006	1512	0000	000000	200	727.65-
074340	0011	10/11/2019	A	Eastern Stu. Type A	03	006	1512	0000	000000	300	1,278.45
074340	0015	10/11/2019	A	Eastern RDA Stu. Type A	03	006	1512	0000	000000	300	772.40-
074340	0016	10/11/2019	A	Central Stu. Type A	03	006	1512	0000	000000	400	1,204.35
074340	0020	10/11/2019	A	Central RDA Stu. Type A	03	006	1512	0000	000000	400	712.13-
074340	0021	10/11/2019	A	Western Stu. Type A	03	006	1512	0000	000000	500	764.65
074340	0025	10/11/2019	A	Western RDA Stu. Type A	03	006	1512	0000	000000	500	616.20-
074434	0001	10/18/2019	A	HS Stu. Type A	03	006	1512	0000	000000	100	2,274.25
074434	0005	10/18/2019	A	HS RDA Stu. Type A	03	006	1512	0000	000000	100	1,865.75-
074434	0006	10/18/2019	A	Jr Hi Stu. Type A	03	006	1512	0000	000000	200	1,137.05
074434	0010	10/18/2019	A	Jr. Hi RDA Stu Type A	03	006	1512	0000	000000	200	681.30-
074434	0011	10/18/2019	A	Eastern Stu. Type A	03	006	1512	0000	000000	300	1,211.75
074434	0015	10/18/2019	A	Eastern RDA Stu. Type A	03	006	1512	0000	000000	300	1,015.38-
074434	0016	10/18/2019	A	Central Stu. Type A	03	006	1512	0000	000000	400	1,262.10
074434	0020	10/18/2019	A	Central RDA Stu. Type A	03	006	1512	0000	000000	400	726.80-
074434	0021	10/18/2019	A	Western Stu. Type A	03	006	1512	0000	000000	500	913.95
074434	0025	10/18/2019	A	Western RDA Stu. Type A	03	006	1512	0000	000000	500	677.95-
074448	0006	10/31/2019	A	HS Lunch - Pay For It	03	006	1512	0000	000000	100	5,987.10
074448	0007	10/31/2019	A	Jr High Lunch - Pay For It	03	006	1512	0000	000000	200	3,104.05

STATUS (STS) CODES:
 A-RECEIPT B-REFUND OF RECEIPT V-VOID REFUND OF RECEIPT X-REDUCTION OF EXPENDITURE
 C-APPROPRIATION OR BUDGET MODIFICATIONS D-EXPENSE/SUPPLIES DISTRIBUTION F-FUND TO FUND TRANSFER

TRANS NO	ITEM NO	TRANS DATE	STS	DESCRIPTION OR SOURCE	TI	FUND	RCPT	SPCC	SUBJ	QFU	TRANS AMOUNT
074448	0008	10/31/2019	A	Eastern Lunch - Pay For It	03	006	1512	0000	000000	300	3,648.80
074448	0009	10/31/2019	A	Central Lunch - Pay For It	03	006	1512	0000	000000	400	2,997.30
074448	0010	10/31/2019	A	Western Lunch - Pay For It	03	006	1512	0000	000000	500	3,144.45
074449	0001	10/31/2019	A	HS Stu. Type A	03	006	1512	0000	000000	100	2,416.55
074449	0005	10/31/2019	A	HS RDA Stu. Type A	03	006	1512	0000	000000	100	1,213.53-
074449	0006	10/31/2019	A	Jr Hi Stu. Type A	03	006	1512	0000	000000	200	1,196.65
074449	0010	10/31/2019	A	Jr. Hi RDA Stu Type A	03	006	1512	0000	000000	200	1,047.45-
074449	0011	10/31/2019	A	Eastern Stu. Type A	03	006	1512	0000	000000	300	1,347.50
074449	0015	10/31/2019	A	Eastern RDA Stu. Type A	03	006	1512	0000	000000	300	908.50-
074449	0016	10/31/2019	A	Central Stu. Type A	03	006	1512	0000	000000	400	1,200.40
074449	0020	10/31/2019	A	Central RDA Stu. Type A	03	006	1512	0000	000000	400	612.61-
074449	0021	10/31/2019	A	Western Stu. Type A	03	006	1512	0000	000000	500	870.35
074449	0025	10/31/2019	A	Western RDA Stu. Type A	03	006	1512	0000	000000	500	660.85-
074456	0001	10/31/2019	A	HS Stu. Type A	03	006	1512	0000	000000	100	1,942.65
074456	0005	10/31/2019	A	HS RDA Stu. Type A	03	006	1512	0000	000000	100	1,454.10-
074456	0006	10/31/2019	A	Jr Hi Stu. Type A	03	006	1512	0000	000000	200	894.70
074456	0010	10/31/2019	A	Jr. Hi RDA Stu Type A	03	006	1512	0000	000000	200	515.90-
074456	0011	10/31/2019	A	Eastern Stu. Type A	03	006	1512	0000	000000	300	981.00
074456	0015	10/31/2019	A	Eastern RDA Stu. Type A	03	006	1512	0000	000000	300	611.22-
074456	0016	10/31/2019	A	Central Stu. Type A	03	006	1512	0000	000000	400	1,174.00
074456	0020	10/31/2019	A	Central RDA Stu. Type A	03	006	1512	0000	000000	400	800.57-
074456	0021	10/31/2019	A	Western Stu. Type A	03	006	1512	0000	000000	500	691.90
074456	0025	10/31/2019	A	Western RDA Stu. Type A	03	006	1512	0000	000000	500	631.60-

RCPT CODE SUB-TOTAL: 29,906.28

074314	0003	10/07/2019	A	HS Stu. ALa Carte	03	006	1513	0000	000000	100	814.75
074314	0008	10/07/2019	A	Jr. Hi Stu. ALa Carte	03	006	1513	0000	000000	200	259.30
074314	0013	10/07/2019	A	Eastern Stu. ALa Carte	03	006	1513	0000	000000	300	183.25
074314	0018	10/07/2019	A	Central Stu. ALa Carte	03	006	1513	0000	000000	400	129.00
074314	0023	10/07/2019	A	Western Stu. ALa Carte	03	006	1513	0000	000000	500	77.00
074340	0003	10/11/2019	A	HS Stu. ALa Carte	03	006	1513	0000	000000	100	1,133.30
074340	0008	10/11/2019	A	Jr. Hi Stu. ALa Carte	03	006	1513	0000	000000	200	348.30
074340	0013	10/11/2019	A	Eastern Stu. ALa Carte	03	006	1513	0000	000000	300	248.25
074340	0018	10/11/2019	A	Central Stu. ALa Carte	03	006	1513	0000	000000	400	201.00
074340	0023	10/11/2019	A	Western Stu. ALa Carte	03	006	1513	0000	000000	500	88.50
074434	0003	10/18/2019	A	HS Stu. ALa Carte	03	006	1513	0000	000000	100	1,217.65
074434	0008	10/18/2019	A	Jr. Hi Stu. ALa Carte	03	006	1513	0000	000000	200	315.60
074434	0013	10/18/2019	A	Eastern Stu. ALa Carte	03	006	1513	0000	000000	300	262.25
074434	0018	10/18/2019	A	Central Stu. ALa Carte	03	006	1513	0000	000000	400	199.50
074434	0023	10/18/2019	A	Western Stu. ALa Carte	03	006	1513	0000	000000	500	129.35
074449	0003	10/31/2019	A	HS Stu. ALa Carte	03	006	1513	0000	000000	100	1,101.55
074449	0008	10/31/2019	A	Jr. Hi Stu. ALa Carte	03	006	1513	0000	000000	200	356.95
074449	0013	10/31/2019	A	Eastern Stu. ALa Carte	03	006	1513	0000	000000	300	273.30

STATUS (STS) CODES:

A-RECEIPT B-REFUND OF RECEIPT V-VOID REFUND OF RECEIPT X-REDUCTION OF EXPENDITURE
 C-APPROPRIATION OR BUDGET MODIFICATIONS D-EXPENSE/SUPPLIES DISTRIBUTION F-FUND TO FUND TRANSFER

TRANS NO	ITEM NO	TRANS DATE	STS	DESCRIPTION OR SOURCE	TI	FUND	RCPT	SPCC	SUBJ	QTY	TRANS AMOUNT
074449	0018	10/31/2019	A	Central Stu. Ala Carte	03	006	1513	0000	000000	400	195.50
074449	0023	10/31/2019	A	Western Stu. Ala Carte	03	006	1513	0000	000000	500	145.25
074456	0003	10/31/2019	A	HS Stu. Ala Carte	03	006	1513	0000	000000	100	861.70
074456	0008	10/31/2019	A	Jr. Hi Stu. Ala Carte	03	006	1513	0000	000000	200	273.90
074456	0013	10/31/2019	A	Eastern Stu. Ala Carte	03	006	1513	0000	000000	300	246.75
074456	0018	10/31/2019	A	Central Stu. Ala Carte	03	006	1513	0000	000000	400	162.05
074456	0023	10/31/2019	A	Western Stu. Ala Carte	03	006	1513	0000	000000	500	105.25

RCPT CODE SUB-TOTAL: 9,329.20

074314	0002	10/07/2019	A	HS Stu. Milk	03	006	1514	0000	000000	100	11.50
074314	0007	10/07/2019	A	Jr. Hi. Stu Milk	03	006	1514	0000	000000	200	6.50
074314	0012	10/07/2019	A	Eastern Stu. Milk	03	006	1514	0000	000000	300	4.00
074314	0017	10/07/2019	A	Central Stu. Milk	03	006	1514	0000	000000	400	7.50
074314	0022	10/07/2019	A	Western Stu. Milk	03	006	1514	0000	000000	500	12.00
074340	0002	10/11/2019	A	HS Stu. Milk	03	006	1514	0000	000000	100	18.00
074340	0007	10/11/2019	A	Jr. Hi. Stu Milk	03	006	1514	0000	000000	200	1.50
074340	0012	10/11/2019	A	Eastern Stu. Milk	03	006	1514	0000	000000	300	5.50
074340	0017	10/11/2019	A	Central Stu. Milk	03	006	1514	0000	000000	400	15.50
074340	0022	10/11/2019	A	Western Stu. Milk	03	006	1514	0000	000000	500	14.00
074434	0002	10/18/2019	A	HS Stu. Milk	03	006	1514	0000	000000	100	19.00
074434	0007	10/18/2019	A	Jr. Hi. Stu Milk	03	006	1514	0000	000000	200	4.00
074434	0012	10/18/2019	A	Eastern Stu. Milk	03	006	1514	0000	000000	300	2.50
074434	0017	10/18/2019	A	Central Stu. Milk	03	006	1514	0000	000000	400	11.50
074434	0022	10/18/2019	A	Western Stu. Milk	03	006	1514	0000	000000	500	17.50
074449	0002	10/31/2019	A	HS Stu. Milk	03	006	1514	0000	000000	100	13.00
074449	0007	10/31/2019	A	Jr. Hi. Stu Milk	03	006	1514	0000	000000	200	6.50
074449	0012	10/31/2019	A	Eastern Stu. Milk	03	006	1514	0000	000000	300	2.50
074449	0017	10/31/2019	A	Central Stu. Milk	03	006	1514	0000	000000	400	6.50
074449	0022	10/31/2019	A	Western Stu. Milk	03	006	1514	0000	000000	500	20.00
074456	0002	10/31/2019	A	HS Stu. Milk	03	006	1514	0000	000000	100	13.00
074456	0007	10/31/2019	A	Jr. Hi. Stu Milk	03	006	1514	0000	000000	200	3.00
074456	0012	10/31/2019	A	Eastern Stu. Milk	03	006	1514	0000	000000	300	3.50
074456	0017	10/31/2019	A	Central Stu. Milk	03	006	1514	0000	000000	400	5.00
074456	0022	10/31/2019	A	Western Stu. Milk	03	006	1514	0000	000000	500	19.00

RCPT CODE SUB-TOTAL: 242.50

074314	0004	10/07/2019	A	HS Adult Ala Carte	03	006	1523	0000	000000	100	114.55
074314	0009	10/07/2019	A	Jr. Hi Adult Ala Carte	03	006	1523	0000	000000	200	41.00
074314	0014	10/07/2019	A	Eastern Adult Ala Carte	03	006	1523	0000	000000	300	439.00
074314	0019	10/07/2019	A	Central Adult Ala Carte	03	006	1523	0000	000000	400	7.00
074314	0024	10/07/2019	A	Western Adult Ala Carte	03	006	1523	0000	000000	500	11.50
074340	0004	10/11/2019	A	HS Adult Ala Carte	03	006	1523	0000	000000	100	186.30

STATUS (STS) CODES:

A-RECEIPT B-REFUND OF RECEIPT V-VOID REFUND OF RECEIPT X-REDUCTION OF EXPENDITURE
 C-APPROPRIATION OR BUDGET MODIFICATIONS D-EXPENSE/SUPPLIES DISTRIBUTION F-FUND TO FUND TRANSFER

TRANS NO	ITEM NO	TRANS DATE	STS	DESCRIPTION OR SOURCE	TI	FUND	RCPT	SPCC	SUBJ	QPU	TRANS AMOUNT
074340	0009	10/11/2019	A	Jr. Hi Adult Ala Carte	03	006	1523	0000	000000	200	30.00
074340	0014	10/11/2019	A	Eastern Adult Ala Carte	03	006	1523	0000	000000	300	216.00
074340	0019	10/11/2019	A	Central Adult Ala Carte	03	006	1523	0000	000000	400	20.50
074340	0024	10/11/2019	A	Western Adult Ala Carte	03	006	1523	0000	000000	500	15.75
074434	0004	10/18/2019	A	HS Adult Ala Carte	03	006	1523	0000	000000	100	141.35
074434	0009	10/18/2019	A	Jr. Hi Adult Ala Carte	03	006	1523	0000	000000	200	50.00
074434	0014	10/18/2019	A	Eastern Adult Ala Carte	03	006	1523	0000	000000	300	30.55
074434	0019	10/18/2019	A	Central Adult Ala Carte	03	006	1523	0000	000000	400	52.50
074434	0024	10/18/2019	A	Western Adult Ala Carte	03	006	1523	0000	000000	500	634.50
074449	0004	10/31/2019	A	HS Adult Ala Carte	03	006	1523	0000	000000	100	162.65
074449	0009	10/31/2019	A	Jr. Hi Adult Ala Carte	03	006	1523	0000	000000	200	49.25
074449	0014	10/31/2019	A	Eastern Adult Ala Carte	03	006	1523	0000	000000	300	30.55
074449	0019	10/31/2019	A	Central Adult Ala Carte	03	006	1523	0000	000000	400	20.80
074449	0024	10/31/2019	A	Western Adult Ala Carte	03	006	1523	0000	000000	500	15.75
074456	0004	10/31/2019	A	HS Adult Ala Carte	03	006	1523	0000	000000	100	260.20
074456	0009	10/31/2019	A	Jr. Hi Adult Ala Carte	03	006	1523	0000	000000	200	32.50
074456	0014	10/31/2019	A	Eastern Adult Ala Carte	03	006	1523	0000	000000	300	18.50
074456	0019	10/31/2019	A	Central Adult Ala Carte	03	006	1523	0000	000000	400	654.00
074456	0024	10/31/2019	A	Western Adult Ala Carte	03	006	1523	0000	000000	500	12.25
RCPT CODE SUB-TOTAL:											3,245.95
074298	0001	10/03/2019	A	Coke Commission Food Service	03	006	1851	0000	000000	000	32.65
RCPT CODE SUB-TOTAL:											32.65
074451	0001	10/10/2019	A	Preschool snacks	03	006	1890	0000	000000	000	673.25
074451	0002	10/10/2019	A	Country Pure	03	006	1890	0000	000000	000	30.00
074455	0001	10/29/2019	A	Preschool snacks	03	006	1890	0000	000000	000	783.75
RCPT CODE SUB-TOTAL:											1,487.00
074372	0001	10/22/2019	A	Federal Reimb Lunch High	03	006	4120	0000	000000	100	9,839.73
074372	0002	10/22/2019	A	Federal Reimb Lunch Jr High	03	006	4120	0000	000000	200	7,323.13
074372	0003	10/22/2019	A	Federal Reimb Lunch Central	03	006	4120	0000	000000	400	9,991.91
074372	0004	10/22/2019	A	Federal Reimb Lunch East	03	006	4120	0000	000000	300	10,179.80
074372	0005	10/22/2019	A	Federal Reimb Lunch Western	03	006	4120	0000	000000	500	5,961.77
074372	0006	10/22/2019	A	Fed Reimb Breakfast - High	03	006	4120	0000	000000	100	560.45
074372	0007	10/22/2019	A	Federal Reimb Breakfast - Jr H	03	006	4120	0000	000000	200	68.03
074372	0008	10/22/2019	A	Federal Reimb Break - Central	03	006	4120	0000	000000	400	1,429.54
074372	0009	10/22/2019	A	Federal Reimb Break - East	03	006	4120	0000	000000	300	1,395.31
074372	0010	10/22/2019	A	Federal Reimb Break - Western	03	006	4120	0000	000000	500	1,081.15
074372	0011	10/22/2019	A	Preschool Milk - Western	03	006	4120	1280	000000	500	79.07
RCPT CODE SUB-TOTAL:											47,909.89
FUND CODE SUB-TOTAL:											93,627.22

STATUS (STS) CODES:

A-RECEIPT B-REFUND OF RECEIPT V-VOID REFUND OF RECEIPT X-REDUCTION OF EXPENDITURE
 C-APPROPRIATION OR BUDGET MODIFICATIONS D-EXPENSE/SUPPLIES DISTRIBUTION F-FUND TO FUND TRANSFER

TRANS NO	ITEM NO	TRANS DATE	STS	DESCRIPTION OR SOURCE	TI	FUND	RCPT	SPCD	SUBJ	OPU	TRANS AMOUNT	
074454	0005	10/31/2019	A	Richland Bank Int - Minutemen	03	007	1410	9100	000000	000	35.32	
											RCPT CODE SUB-TOTAL:	35.32
											FUND CODE SUB-TOTAL:	35.32
074454	0003	10/31/2019	A	Richland Bank Int - McCammon	03	007	1410	9800	000000	000	21.22	
											RCPT CODE SUB-TOTAL:	21.22
											FUND CODE SUB-TOTAL:	21.22
074454	0007	10/31/2019	A	Classroom Facilities Fund	03	010	1410	0000	000000	000	47,151.59	
											RCPT CODE SUB-TOTAL:	47,151.59
											FUND CODE SUB-TOTAL:	47,151.59
074290	0001	10/02/2019	A	PSAT	03	018	1690	9100	000000	000	221.00	
074298	0002	10/03/2019	A	Coke Commission High	03	018	1690	9100	000000	000	5.97	
074304	0001	10/04/2019	A	MD coffee service	03	018	1690	9100	000000	000	63.00	
074333	0001	10/11/2019	A	PSAT	03	018	1690	9100	000000	000	153.00	
074336	0001	10/11/2019	A	MD Coffee Service	03	018	1690	9100	000000	000	62.35	
074352	0001	10/16/2019	A	Gorman Rupp donation	03	018	1690	9100	000000	000	175.00	
074386	0001	10/18/2019	A	PSAT	03	018	1690	9100	000000	000	221.00	
074398	0001	10/18/2019	A	MD Coffee service	03	018	1690	9100	000000	000	91.00	
074413	0001	10/25/2019	A	MD Coffee service	03	018	1690	9100	000000	000	83.81	
											RCPT CODE SUB-TOTAL:	1,076.13
074425	0001	10/24/2019	A	Edwina Brownell donation	03	018	1820	9100	000000	000	584.00	
074427	0001	10/25/2019	A	Edwina Brownell donation	03	018	1820	9100	000000	000	1,243.00	
074428	0001	10/25/2019	A	Edwina Brownell donation	03	018	1820	9100	000000	000	346.72	
074373	0001	10/28/2019	B	HIGH SCHOOL	03	018	1820	9100	000000	000	930.72-	
074373	0006	10/28/2019	B	TRANSPORTATION	03	018	1820	9100	000000	000	147.00-	
074373	0007	10/28/2019	B	BOARD/ADDITIONAL DONATIONS	03	018	1820	9100	000000	000	1,348.00-	
074429	0001	10/28/2019	A	Edwina Brownell donation	03	018	1820	9100	000000	000	147.00	
074430	0001	10/28/2019	A	Edwina Brownell donation	03	018	1820	9100	000000	000	105.00	
											RCPT CODE SUB-TOTAL:	0.00
											FUND CODE SUB-TOTAL:	1,076.13

STATUS (STS) CODES:

A-RECEIPT B-REFUND OF RECEIPT V-VOID REFUND OF RECEIPT X-REDUCTION OF EXPENDITURE
 C-APPROPRIATION OR BUDGET MODIFICATIONS D-EXPENSE/SUPPLIES DISTRIBUTION F-FUND TO FUND TRANSFER

25

TRANS NO	ITEM NO	TRANS DATE	STS	DESCRIPTION OR SOURCE	TI	FUND	RCPT	SPCC	SUBJ	OPU	TRANS AMOUNT
074312	0002	10/07/2019	A	School fees princ acct	03	018	1620	9200	000000	000	14.00
RCPT CODE SUB-TOTAL:											14.00
074298	0005	10/03/2019	A	Coke Commission Jr High	03	018	1690	9200	000000	000	0.00
RCPT CODE SUB-TOTAL:											0.00
074424	0001	10/24/2019	A	Edwina Brownell donation	03	018	1820	9200	000000	000	1,368.19
074373	0002	10/28/2019	B	JR HIGH	03	018	1820	9200	000000	000	1,368.19-
RCPT CODE SUB-TOTAL:											0.00
FUND CODE SUB-TOTAL:											14.00
074438	0001	10/29/2019	A	Store money	03	018	1620	9300	000000	000	70.00
RCPT CODE SUB-TOTAL:											70.00
074298	0004	10/03/2019	A	Coke Commission East	03	018	1690	9300	000000	000	7.37
RCPT CODE SUB-TOTAL:											7.37
074373	0003	10/28/2019	B	EASTERN	03	018	1820	9300	000000	000	2,762.81-
074431	0001	10/28/2019	A	Edwina Brownell donation	03	018	1820	9300	000000	000	2,762.81
RCPT CODE SUB-TOTAL:											0.00
FUND CODE SUB-TOTAL:											77.37
074297	0002	10/03/2019	A	School fees princ acct	03	018	1630	9400	000000	000	2.00
074319	0001	10/07/2019	A	1st gr fieldtrip	03	018	1630	9400	000000	000	96.00
074319	0002	10/07/2019	A	School fees	03	018	1630	9400	000000	000	4.00
074320	0001	10/08/2019	A	Fieldtrip money	03	018	1630	9400	000000	000	60.00
074327	0001	10/09/2019	A	field trip money	03	018	1630	9400	000000	000	48.00
074332	0001	10/10/2019	A	Fieldtrip money	03	018	1630	9400	000000	000	28.00
074346	0001	10/15/2019	A	Fieldtrip money	03	018	1630	9400	000000	000	40.00
074350	0001	10/15/2019	A	Fieldtrip money	03	018	1630	9400	000000	000	12.00
074361	0001	10/15/2019	A	School fees	03	018	1630	9400	000000	000	4.00
074361	0002	10/15/2019	A	Fieldtrip money	03	018	1630	9400	000000	000	16.00
074378	0001	10/16/2019	A	Fieldtrip money	03	018	1630	9400	000000	000	8.00
074380	0001	10/17/2019	A	Fieldtrip money	03	018	1630	9400	000000	000	8.00

STATUS (STS) CODES:
 A-RECEIPT B-REFUND OF RECEIPT V-VOID REFUND OF RECEIPT X-REDUCTION OF EXPENDITURE
 C-APPROPRIATION OR BUDGET MODIFICATIONS D-EXPENSE/SUPPLIES DISTRIBUTION F-FUND TO FUND TRANSFER

TRANS NO	ITEM NO	TRANS DATE	STS	DESCRIPTION OR SOURCE	TI	FUND	RCPT	SPCC	SUBJ	OPU	TRANS AMOUNT
074383	0002	10/19/2019	A	School fees princ acct	03	018	1630	9400	000000	000	4.00
074399	0001	10/22/2019	A	Fieldtrip money	03	018	1630	9400	000000	000	4.00
074404	0001	10/23/2019	A	Fieldtrip	03	018	1630	9400	000000	000	4.00
074409	0001	10/24/2019	A	Fieldtrip money	03	018	1630	9400	000000	000	4.00
074411	0001	10/25/2019	A	Fieldtrip	03	018	1630	9400	000000	000	4.00
074443	0001	10/28/2019	A	School fees princ acct	03	018	1630	9400	000000	000	8.00
074436	0002	10/29/2019	A	School fees princ acct	03	018	1630	9400	000000	000	24.00
074447	0002	10/30/2019	A	School fees princ acct	03	018	1630	9400	000000	000	6.00
074453	0002	10/31/2019	A	School fees princ acct	03	018	1630	9400	000000	000	6.00
RCPT CODE SUB-TOTAL:											390.00
074287	0001	10/02/2019	A	Donation for 9./11 lunches -	03	018	1820	9400	000000	000	150.00
074423	0001	10/24/2019	A	Edwina Brownell donation	03	018	1820	9400	000000	000	1,330.00
074433	0001	10/25/2019	A	Edwina Brownell donation	03	018	1820	9400	000000	000	60.00
074373	0004	10/28/2019	B	CENTRAL	03	018	1820	9400	000000	000	1,330.00-
RCPT CODE SUB-TOTAL:											210.00
FUND CODE SUB-TOTAL:											600.00
074440	0001	10/28/2019	A	Bookfair	03	018	1890	9401	000000	000	543.90
074441	0001	10/28/2019	A	Bookfair	03	018	1890	9401	000000	000	543.90-
074442	0001	10/28/2019	A	Bookfair	03	018	1890	9401	000000	000	594.85
074435	0001	10/29/2019	A	Bookfair	03	018	1890	9401	000000	000	691.43
074445	0001	10/30/2019	A	Bookfair	03	018	1890	9401	000000	000	583.92
074452	0001	10/31/2019	A	Bookfair	03	018	1890	9401	000000	000	464.63
RCPT CODE SUB-TOTAL:											2,334.83
FUND CODE SUB-TOTAL:											2,334.83
074307	0002	10/04/2019	A	School fees princ acct	03	018	1630	9500	000000	000	30.00
074313	0002	10/07/2019	A	School fees princ acct	03	018	1630	9500	000000	000	20.00
074397	0002	10/22/2019	A	School Fees princ acct	03	018	1630	9500	000000	000	20.00
074398	0001	10/22/2019	A	Fieldtrip money	03	018	1630	9500	000000	000	176.00
074402	0001	10/23/2019	A	Fieldtrip money	03	018	1630	9500	000000	000	452.00
074416	0001	10/25/2019	A	Fieldtrip money	03	018	1630	9500	000000	000	92.00
074420	0001	10/28/2019	A	Fieldtrip money	03	018	1630	9500	000000	000	4.00
RCPT CODE SUB-TOTAL:											794.00

STATUS (STS) CODES:

A-RECEIPT B-REFUND OF RECEIPT V-VOID REFUND OF RECEIPT X-REDUCTION OF EXPENDITURE
 C-APPROPRIATION OR BUDGET MODIFICATIONS D-EXPENSE/SUPPLIES DISTRIBUTION F-FUND TO FUND TRANSFER

TRANS NO	ITEM NO	TRANS DATE	STS	DESCRIPTION OR SOURCE	TI	FUND	RCPT	SPDC	SUBJ	OPU	TRANS AMOUNT
074298	0003	10/03/2019	A	Coke Commission Wester	03	018	1690	9500	000000	000	4.24
RCPT CODE SUB-TOTAL:											4.24
074426	0001	10/25/2019	A	Edwina Brownell donation	03	018	1820	9500	000000	000	2,761.86
074373	0005	10/28/2019	B	WESTERN	03	018	1820	9500	000000	000	2,765.96-
074432	0001	10/28/2019	A	Edwina Brownell donation	03	018	1820	9500	000000	000	4.10
RCPT CODE SUB-TOTAL:											0.00
FUND CODE SUB-TOTAL:											798.24
074345	0001	10/15/2019	A	Book Fair money	03	018	1890	9501	000000	000	577.24
074377	0001	10/16/2019	A	Bookfair	03	018	1890	9501	000000	000	657.99
074382	0001	10/17/2019	A	Bookfair	03	018	1890	9501	000000	000	674.97
074384	0001	10/18/2019	A	Bookfair	03	018	1890	9501	000000	000	1,011.89
074403	0001	10/23/2019	A	Bookfair	03	018	1890	9501	000000	000	170.75
RCPT CODE SUB-TOTAL:											3,092.84
FUND CODE SUB-TOTAL:											3,092.84
074323	0003	10/09/2019	A	PTD Recycling-Central	03	019	1890	9121	000000	000	5.96
074327	0002	10/09/2019	A	PTD Donation	03	019	1890	9121	000000	000	1,000.00
RCPT CODE SUB-TOTAL:											1,005.96
FUND CODE SUB-TOTAL:											1,005.96
074323	0001	10/09/2019	A	PTD Recycling-Eastern	03	019	1890	9122	000000	000	5.95
074347	0001	10/15/2019	A	PTD Donation	03	019	1890	9122	000000	000	1,000.00
RCPT CODE SUB-TOTAL:											1,005.95
FUND CODE SUB-TOTAL:											1,005.95
074323	0002	10/09/2019	A	PTD Recycling-Western	03	019	1890	9123	000000	000	5.95
074331	0001	10/10/2019	A	Preschool tuition	03	019	1890	9123	000000	000	1,000.00
RCPT CODE SUB-TOTAL:											1,005.95
FUND CODE SUB-TOTAL:											1,005.95

STATUS (STS) CODES:

A-RECEIPT B-REFUND OF RECEIPT V-VOID REFUND OF RECEIPT X-REDUCTION OF EXPENDITURE
 C-APPROPRIATION OR BUDGET MODIFICATIONS D-EXPENSE/SUPPLIES DISTRIBUTION F-FUND TO FUND TRANSFER

TRANS NO	ITEM NO	TRANS DATE	STS DESCRIPTION OR SOURCE	TI	FUND	RCPT	SPCC	SUBJ	OPU	TRANS AMOUNT
074353	0001	10/16/2019	A Boys Sectional Soccer Tourn ad	03	022	1615	9601	000000	000	830.00
074387	0001	10/18/2019	A Boys Soccer Sect Tourn 10/17	03	022	1615	9601	000000	000	656.00
074393	0001	10/21/2019	A Girls Sect Soccer Tourn adm 10	03	022	1615	9601	000000	000	818.00
074395	0001	10/22/2019	A Boys Dist Soccer Tourn 10/21	03	022	1615	9601	000000	000	2,434.00
074405	0001	10/24/2019	A Girls Dist Soccer Tourn 10/23	03	022	1615	9601	000000	000	4,224.00
074450	0001	10/28/2019	A Dist Girls Soccer Adm	03	022	1615	9601	000000	000	1,616.00
RCPT CODE SUB-TOTAL:										10,578.00
FUND CODE SUB-TOTAL:										10,578.00
074454	0002	10/31/2019	A Richland Bank Int. 024	03	024	1410	0000	000000	000	1,884.67
RCPT CODE SUB-TOTAL:										1,884.67
074351	0001	10/16/2019	A Berick Oct Ins	03	024	1872	0000	000000	000	126.57
074359	0001	10/18/2019	A Employees' Premiums Oct	03	024	1872	0000	000000	000	67,712.61
074360	0001	10/18/2019	A Board's Premiums Oct	03	024	1872	0000	000000	000	374,164.76
074410	0001	10/25/2019	A Kentosh Oct Ins	03	024	1872	0000	000000	000	98.35
RCPT CODE SUB-TOTAL:										442,102.29
FUND CODE SUB-TOTAL:										443,986.96
074310	0001	10/07/2019	A LEO club face painting	03	200	1620	9108	000000	000	75.66
074394	0001	10/21/2019	A Face painting	03	200	1620	9108	000000	000	152.55
RCPT CODE SUB-TOTAL:										228.21
FUND CODE SUB-TOTAL:										228.21
074296	0001	10/03/2019	A Homecoming tickets	03	200	1620	9114	000000	000	150.00
074302	0001	10/04/2019	A Homecoming tickets	03	200	1620	9114	000000	000	180.00
074305	0001	10/04/2019	A Homecoming tickets	03	200	1620	9114	000000	000	130.00
RCPT CODE SUB-TOTAL:										460.00
074407	0001	10/24/2019	A Haunted Hallways donations	03	200	1620	9114	000000	000	46.00
RCPT CODE SUB-TOTAL:										46.00
FUND CODE SUB-TOTAL:										506.00

STATUS (STS) CODES:

A-RECEIPT B-REFUND OF RECEIPT V-VOID REFUND OF RECEIPT X-REDUCTION OF EXPENDITURE
 C-APPROPRIATION OR BUDGET MODIFICATIONS D-EXPENSE/SUPPLIES DISTRIBUTION F-FUND TO FUND TRANSFER

TRANS NO	ITEM NO	TRANS DATE	STS	DESCRIPTION OR SOURCE	TI	FUND	RCPT	SPCC	SUBJ	OPU	TRANS AMOUNT
074293	0001	10/02/2019	A	Key Club dues	03	200	1630	9115	000000	000	40.00
074335	0001	10/11/2019	A	Key Club dues	03	200	1630	9115	000000	000	60.00
074400	0001	10/23/2019	A	Key club dues	03	200	1630	9115	000000	000	100.00
074446	0001	10/30/2019	A	Key club dues	03	200	1630	9115	000000	000	130.00
RCPT CODE SUB-TOTAL:											330.00
074437	0001	10/29/2019	A	Stoller Fundraiser	03	200	1690	9115	000000	000	2,240.00
RCPT CODE SUB-TOTAL:											2,240.00
FUND CODE SUB-TOTAL:											2,570.00
074288	0001	10/02/2019	A	Yearbook sales	03	200	1620	9119	000000	000	65.00
RCPT CODE SUB-TOTAL:											65.00
074291	0001	10/02/2019	A	Yearbook ad sales	03	200	1690	9119	000000	000	250.00
RCPT CODE SUB-TOTAL:											250.00
FUND CODE SUB-TOTAL:											315.00
074325	0001	10/09/2019	A	MHS Dues	03	200	1630	9121	000000	000	320.00
074401	0001	10/23/2019	A	MHS Dues	03	200	1630	9121	000000	000	270.00
RCPT CODE SUB-TOTAL:											590.00
FUND CODE SUB-TOTAL:											590.00
074329	0001	10/09/2019	A	Robotics Club fees	03	200	1630	9302	000000	000	645.00
074349	0001	10/15/2019	A	Robotics Club fees	03	200	1630	9302	000000	000	45.00
RCPT CODE SUB-TOTAL:											690.00
FUND CODE SUB-TOTAL:											690.00
074379	0001	10/17/2019	A	Milliron	03	200	1690	9612	000000	000	13.32
RCPT CODE SUB-TOTAL:											13.32
FUND CODE SUB-TOTAL:											13.32

STATUS (STS) CODES:

A-RECEIPT B-REFUND OF RECEIPT V-VOID REFUND OF RECEIPT X-REDUCTION OF EXPENDITURE
 C-APPROPRIATION OR BUDGET MODIFICATIONS D-EXPENSE/SUPPLIES DISTRIBUTION F-FUND TO FUND TRANSFER

TRANS NO	ITEM NO	TRANS DATE	STS	DESCRIPTION OR SOURCE	TI	FUND	RCPT	SPCC	SUBJ	OPU	TRANS AMOUNT
074311	0001	10/07/2019	A	PE Vending	03	300	1620	9206	000000	000	290.00
RCPT CODE SUB-TOTAL:											290.00
FUND CODE SUB-TOTAL:											290.00
074294	0001	10/02/2019	A	Boys Soccer adm 10/1	03	300	1610	9600	000000	703	738.00
074295	0001	10/02/2019	A	JH FB adm 10/1	03	300	1610	9600	000000	713	392.00
074300	0001	10/04/2019	A	HS VB adm 10/3	03	300	1610	9600	000000	702	372.00
074301	0001	10/04/2019	A	Boys Soccer adm 10/3	03	300	1610	9600	000000	703	128.00
074308	0001	10/07/2019	A	HS FB adm 10/4	03	300	1610	9600	000000	700	7,042.00
074321	0001	10/08/2019	A	Boys Soccer adm 10/07	03	300	1610	9600	000000	703	428.00
074324	0001	10/09/2019	A	Boys Soccer adm 10/8	03	300	1610	9600	000000	703	1,042.00
074339	0001	10/10/2019	A	JH FB adm 10/9	03	300	1610	9600	000000	713	435.00
074341	0001	10/11/2019	A	Fresh FB adm 10/10	03	300	1610	9600	000000	700	226.00
074342	0001	10/11/2019	A	HS VB adm 10/10	03	300	1610	9600	000000	702	572.00
074354	0001	10/15/2019	A	JV FB adm 10/12	03	300	1610	9600	000000	700	350.00
074374	0003	10/16/2019	A	Fall sports passes	03	300	1610	9600	000000	000	180.00
074392	0001	10/21/2019	A	FB Adm 10/19	03	300	1610	9600	000000	700	3,424.00
074417	0001	10/25/2019	A	FR FB adm 10/24	03	300	1610	9600	000000	700	434.00
074418	0001	10/28/2019	A	JV FB Adm 10/26	03	300	1610	9600	000000	700	294.00
RCPT CODE SUB-TOTAL:											16,057.00
074309	0001	10/07/2019	A	FB program sales 10/4	03	300	1620	9600	000000	700	206.00
074391	0001	10/19/2019	A	FB program sales 10/19	03	300	1620	9600	000000	700	103.00
RCPT CODE SUB-TOTAL:											309.00
074352	0002	10/16/2019	A	Gorman Rupp donation	03	300	1690	9600	000000	000	175.00
074374	0002	10/16/2019	A	Program Ads	03	300	1690	9600	000000	000	1,315.00
074374	0004	10/16/2019	A	OHSAA licensing	03	300	1690	9600	000000	000	126.19
074374	0005	10/16/2019	A	MyPro apparel	03	300	1690	9600	000000	000	930.00
074375	0003	10/16/2019	A	Program Ads	03	300	1690	9600	000000	000	195.00
074375	0004	10/16/2019	A	Girls golf shirs	03	300	1690	9600	000000	000	70.00
RCPT CODE SUB-TOTAL:											2,811.19
074355	0001	10/15/2019	A	OCC CC Championship	03	300	1890	9600	000000	701	4,414.00
074374	0001	10/16/2019	A	Boys Golf entry fees	03	300	1890	9600	000000	706	560.00
074375	0001	10/16/2019	A	Entry Fees boys golf	03	300	1890	9600	000000	706	855.00
074375	0002	10/16/2019	A	Entry fees girls tennis	03	300	1890	9600	000000	705	250.00
074365	0001	10/24/2019	B	OCC CC MEET 10/12/19	03	300	1890	9600	000000	701	4,191.60

STATUS (STS) CODES:

A-RECEIPT B-REFUND OF RECEIPT V-VOID REFUND OF RECEIPT X-REDUCTION OF EXPENDITURE
 C-APPROPRIATION OR BUDGET MODIFICATIONS D-EXPENSE/SUPPLIES DISTRIBUTION F-FUND TO FUND TRANSFER

TRANS NO	ITEM NO	TRANS DATE	STS	DESCRIPTION OR SOURCE	TI	FUND	RCPT	SPOC	SUBJ	OPU	TRANS AMOUNT	
											RCPT CODE SUB-TOTAL:	1,897.40
											FUND CODE SUB-TOTAL:	21,064.59
074362	0001	10/22/2019	A	Network Connectivity Revenue	03	451	3219	9020	000000	000		4,500.00
											RCPT CODE SUB-TOTAL:	4,500.00
											FUND CODE SUB-TOTAL:	4,500.00
074316	0012	10/11/2019	A	Student Wellness and Success	03	467	3219	0000	000000	000		156,536.14
											RCPT CODE SUB-TOTAL:	156,536.14
											FUND CODE SUB-TOTAL:	156,536.14
074370	0001	10/25/2019	A	IDEA-B Restoration Revenue	03	516	4220	9020	000000	000		11,031.20
074371	0001	10/25/2019	A	IDEA-B Revenue	03	516	4220	9020	000000	000		13,631.71
											RCPT CODE SUB-TOTAL:	24,662.91
											FUND CODE SUB-TOTAL:	24,662.91
074367	0001	10/25/2019	A	Title I Revenue	03	572	4220	9020	000000	000		26,519.64
											RCPT CODE SUB-TOTAL:	26,519.64
											FUND CODE SUB-TOTAL:	26,519.64
074364	0001	10/23/2019	A	ECSE Revenue	03	587	4220	9020	000000	000		114.48
074369	0001	10/25/2019	A	ECSE Restoration Revenue	03	587	4220	9020	000000	000		233.60
											RCPT CODE SUB-TOTAL:	348.08
											FUND CODE SUB-TOTAL:	348.08
074368	0001	10/25/2019	A	Title II-A Revenue	03	590	4220	9020	000000	000		9,624.49

STATUS (STS) CODES:

A-RECEIPT B-REFUND OF RECEIPT V-VOID REFUND OF RECEIPT X-REDUCTION OF EXPENDITURE
 C-APPROPRIATION OR BUDGET MODIFICATIONS D-EXPENSE/SUPPLIES DISTRIBUTION F-FUND TO FUND TRANSFER

LEXINGTON LOCAL SCHOOLS
 Revenue Account Summary
 SORTED BY FUND-SCC/ACCT

	FYTD Receivable	FYTD Actual Receipts	MTD Actual Receipts	YTD Actual Receipts	FYTD Balance Receivable	FYTD Percent Received
*****TOTAL FOR FUND-SCC 001 0000 (GENERAL FUND):	24,868,805.00	9,092,936.53	921,273.63	22,317,327.83	15,775,868.47	36.56
*****TOTAL FOR FUND-SCC 002 0000 (BOND RETIREMENT FUND):	4,709,132.24	3,149,132.24	0.00	3,149,132.24	1,560,000.00	66.87
*****TOTAL FOR FUND-SCC 003 0000 (PERMANENT IMPROVEMENT FUND):	700,000.00	281,142.87	0.00	690,255.07	418,857.13	40.16
*****TOTAL FOR FUND-SCC 004 0000 (LFI BUILDING FUND):	56,470,238.41	56,486,733.94	11,473.55	56,486,733.94	16,495.53	100.03
*****TOTAL FOR FUND-SCC 006 0000 (FOOD SERVICE FUND):	716,982.00	151,794.46	93,627.22	579,994.28	565,187.54	21.17
*****TOTAL FOR FUND-SCC 007 9100 (LEXINGTON MINUTEMEN ACADEMIC SCHOLARSHIP FUND):	11,068.00	2,423.48	35.32	13,012.50	8,644.52	21.90
*****TOTAL FOR FUND-SCC 007 9800 (TERRY McCAMMON SCHOLARSHIP FUND):	227.00	89.27	21.22	207.62	137.73	39.33
*****TOTAL FOR FUND-SCC 010 0000 (CLASSROOM FACILITIES CONSTRUCTION FUND):	45,000,000.00	45,067,789.85	47,151.59	45,067,789.85	67,789.85	100.15
*****TOTAL FOR FUND-SCC 018 9100 (HIGH SCHOOL PRINCIPAL'S FUND):	9,901.00	1,582.94	1,076.13	8,652.52	8,318.06	15.99
*****TOTAL FOR FUND-SCC 018 9200 (JUNIOR HIGH PRINCIPAL'S FUND):	5,044.00	4,326.00	14.00	5,124.00	718.00	85.77

*** NOTE!! ONLY ACTIVE ACCOUNTS HAVE BEEN SELECTED, TOTALS MAY EXCLUDE AMOUNTS THAT ARE RELATED TO INACTIVE ACCOUNTS. ***

	FYTD Receivable	FYTD Actual Receipts	MTD Actual Receipts	YTD Actual Receipts	FYTD Balance Receivable	FYTD Percent Received
*****TOTAL FOR FUND-SCC 018 9300 (EASTERN PRINCIPAL'S FUND):	7,615.00	77.37	77.37	4,811.14	7,537.63	1.02
*****TOTAL FOR FUND-SCC 018 9301 (EASTERN ELEMENTARY BOOKFAIR/BOXTOPS FUND):	5,743.00	0.00	0.00	3,998.62	5,743.00	0.00
*****TOTAL FOR FUND-SCC 018 9303 (EASTERN JUN CLUS):	1,357.00	1,135.00	0.00	1,135.00	222.00	83.64
*****TOTAL FOR FUND-SCC 018 9400 (CENTRAL PRINCIPAL'S FUND):	4,553.00	1,434.08	600.00	4,368.04	3,118.92	31.50
*****TOTAL FOR FUND-SCC 018 9401 (CENTRAL ELEMENTARY BOOKFAIR FUND):	3,689.00	2,354.83	2,334.83	3,595.99	1,334.17	63.83
*****TOTAL FOR FUND-SCC 018 9402 (CENTRAL ELEMENTARY ART):	1,375.00	0.00	0.00	1,375.00	1,375.00	0.00
*****TOTAL FOR FUND-SCC 018 9500 (WESTERN PRINCIPAL'S FUND):	5,890.00	3,180.65	798.24	5,778.66	2,709.35	54.00
*****TOTAL FOR FUND-SCC 018 9501 (WESTERN ELEMENTARY BOOKFAIR/BOXTOPS FUND):	4,670.00	3,097.84	3,092.84	4,144.63	1,572.16	66.33
*****TOTAL FOR FUND-SCC 018 9503 (WESTERN ELEMENTARY ART):	2,230.00	0.00	0.00	2,230.00	2,230.00	0.00
*****TOTAL FOR FUND-SCC 019 9121 (CENTRAL ELEMENTARY PTD GRANTS):	1,172.00	1,040.95	1,005.96	1,136.51	131.05	88.82

*** NOTE!! ONLY ACTIVE ACCOUNTS HAVE BEEN SELECTED, TOTALS MAY EXCLUDE AMOUNTS THAT ARE RELATED TO INACTIVE ACCOUNTS. ***

	FYTD Receivable	FYTD Actual Receipts	MTD Actual Receipts	YTD Actual Receipts	FYTD Balance Receivable	FYTD Percent Received
*****TOTAL FOR FUND-SCC 019 9122 (EASTERN ELEMENTARY PTO GRANTS):	1,172.00	1,040.93	1,005.95	1,136.51	131.07	88.82
*****TOTAL FOR FUND-SCC 019 9123 (WESTERN ELEMENTARY PTO GRANTS):	1,864.00	1,040.94	1,005.95	1,828.49	823.06	55.84
*****TOTAL FOR FUND-SCC 019 9219 (RICH CO FOUND-CLASSROOM LIBRARY):	549.52	549.52	0.00	549.52	0.00	100.00
*****TOTAL FOR FUND-SCC 019 9220 (RICH CO FOUND-LEGS AND BUILDING BLOCKS):	915.00	915.00	0.00	915.00	0.00	100.00
*****TOTAL FOR FUND-SCC 019 9221 (RICH CO FOUND-SCIENCE DISCOVERY BINS):	1,500.00	1,500.00	0.00	1,500.00	0.00	100.00
*****TOTAL FOR FUND-SCC 019 9302 (RICH CO RETIRED TEACHERS ASSOC):	0.00	0.00	0.00	150.00	0.00	0.00
*****TOTAL FOR FUND-SCC 022 9601 (OHSAA TOURNAMENT AGENCY FUND):	35,459.00	10,578.00	10,579.00	31,700.79	24,881.00	29.83
*****TOTAL FOR FUND-SCC 024 0000 (EMPLOYEE BENEFITS FUND FOR MEDICAL/DENTAL):	5,225,000.00	1,771,779.88	443,986.96	4,435,280.10	3,453,220.12	33.91
*****TOTAL FOR FUND-SCC 034 0000 (DFCC PROJECT MAINTENANCE FUND):	90,500.00	0.00	0.00	0.00	90,500.00	0.00
*****TOTAL FOR FUND-SCC 200 9102 (HIGH SCHOOL DRAMA CLUB):	11,130.00	0.00	0.00	11,130.00	11,130.00	0.00

*** NOTE!! ONLY ACTIVE ACCOUNTS HAVE BEEN SELECTED, TOTALS MAY EXCLUDE AMOUNTS THAT ARE RELATED TO INACTIVE ACCOUNTS. ***

	FYTD Receivable	FYTD Actual Receipts	MTD Actual Receipts	YTD Actual Receipts	FYTD Balance Receivable	FYTD Percent Received
*****TOTAL FOR FUND-ACC 200 9104 (HIGH SCHOOL LEADERSHIP COUNCIL):	400.00	0.00	0.00	400.00	400.00	0.00
*****TOTAL FOR FUND-ACC 200 9105 (HIGH SCHOOL FRENCH CLUB):	45.00	0.00	0.00	45.00	45.00	0.00
*****TOTAL FOR FUND-ACC 200 9107 (HIGH SCHOOL SPANISH CLUB):	178.00	0.00	0.00	178.35	178.00	0.00
*****TOTAL FOR FUND-ACC 200 9108 (HIGH SCHOOL LEO CLUB):	590.00	240.45	229.21	422.26	349.55	40.75
*****TOTAL FOR FUND-ACC 200 9114 (HIGH SCHOOL STUDENT COUNCIL FUND):	2,490.00	506.00	506.00	2,346.82	1,984.00	20.32
*****TOTAL FOR FUND-ACC 200 9115 (HIGH SCHOOL KEY CLUB):	455.00	2,670.00	2,570.00	2,875.00	2,215.00	586.81
*****TOTAL FOR FUND-ACC 200 9119 (HIGH SCHOOL YEARBOOK FUND):	16,590.00	6,330.00	315.00	11,700.00	10,250.00	38.18
*****TOTAL FOR FUND-ACC 200 9121 (HIGH SCHOOL NATIONAL HONOR SOCIETY):	2,518.00	910.00	590.00	1,372.00	1,608.00	36.14
*****TOTAL FOR FUND-ACC 200 9201 (JUNIOR HIGH ART CLUB):	56.00	0.00	0.00	0.00	56.00	0.00
*****TOTAL FOR FUND-ACC 200 9204 (JUNIOR HIGH STUDENT COUNCIL FUND):	1,217.00	0.00	0.00	557.50	1,217.00	0.00

*** NOTE!! ONLY ACTIVE ACCOUNTS HAVE BEEN SELECTED, TOTALS MAY EXCLUDE AMOUNTS THAT ARE RELATED TO INACTIVE ACCOUNTS. ***

LEXINGTON LOCAL SCHOOLS
 Revenue Account Summary
 SORTED BY FUND-SOC/ACCT

	FYTD Receivable	FYTD Actual Receipts	MTD Actual Receipts	YTD Actual Receipts	FYTD Balance Receivable	FYTD Percent Received
*****TOTAL FOR FUND-SOC 200 9301 (EASTERN ELEMENTARY STUDENT ACTIVITY FUND):	1,472.00	0.00	0.00	997.70	1,472.00	0.00
*****TOTAL FOR FUND-SOC 200 9302 (EASTERN ELEMENTARY ROBOTICS FUND):	855.00	690.00	690.00	1,110.00	165.00	80.70
*****TOTAL FOR FUND-SOC 200 9612 (JUNIOR HIGH INFORMED TEENS FUND):	1,469.00	13.32	13.32	1,474.76	1,455.68	0.91
*****TOTAL FOR FUND-SOC 300 9116 (CHOIR):	75.00	0.00	0.00	75.00	75.00	0.00
*****TOTAL FOR FUND-SOC 300 9206 (JUNIOR HIGH PHYS ED DEPARTMENT FUND):	2,785.00	590.00	290.00	1,825.00	2,195.00	21.18
*****TOTAL FOR FUND-SOC 300 9600 (ATHLETIC FUND):	213,000.00	111,628.89	21,064.59	171,839.88	101,371.11	52.41
*****TOTAL FOR FUND-SOC 300 9601 (ATHLETIC CAPITAL FUND):	39,000.00	13,000.00	0.00	13,000.00	26,000.00	33.33
*****TOTAL FOR FUND-SOC 300 9603 (ELEMENTARY MUSIC):	388.00	0.00	0.00	388.00	388.00	0.00
*****TOTAL FOR FUND-SOC 451 9019 (Network Connectivity FY 2019):	0.00	0.00	0.00	4,500.00	0.00	0.00
*****TOTAL FOR FUND-SOC 451 9020 (Network Connectivity FY 2020):	9,000.00	4,500.00	4,500.00	4,500.00	4,500.00	50.00

*** NOTE!! ONLY ACTIVE ACCOUNTS HAVE BEEN SELECTED, TOTALS MAY EXCLUDE AMOUNTS THAT ARE RELATED TO INACTIVE ACCOUNTS. ***

	FYTD Receivable	FYTD Actual Receipts	MTD Actual Receipts	YTD Actual Receipts	FYTD Balance Receivable	FYTD Percent Received
*****TOTAL FOR FUND-SCC 467 0000 (STUDENT WELLNESS AND SUCCESS FUND):	313,072.28	156,536.14	156,536.14	156,536.14	156,536.14	50.00
*****TOTAL FOR FUND-SCC 516 9019 (IDEA-B SPECIAL EDUCATION FY19):	78,905.73	78,905.73	0.00	382,471.84	0.00	100.00
*****TOTAL FOR FUND-SCC 516 9020 (IDEA-B SPECIAL EDUCATION FY20):	561,119.18	89,407.40	24,662.91	89,407.40	471,711.78	15.93
*****TOTAL FOR FUND-SCC 572 9019 (TITLE I FY19):	27,862.80	23,520.05	0.00	181,435.31	4,342.75	84.41
*****TOTAL FOR FUND-SCC 572 9020 (TITLE I FY20):	279,560.97	56,208.43	26,519.64	56,208.43	223,352.54	20.11
*****TOTAL FOR FUND-SCC 587 9019 (EARLY CHILDHOOD SPECIAL EDUCATION IDEA FY19):	7,546.89	7,546.89	0.00	20,862.07	0.00	100.00
*****TOTAL FOR FUND-SCC 587 9020 (EARLY CHILDHOOD SPECIAL EDUCATION IDEA FY20):	28,297.53	1,234.59	348.08	1,234.59	27,062.94	4.36
*****TOTAL FOR FUND-SCC 590 9019 (TITLE II-A IMPROVING TEACHER QUALITY FY19):	0.00	0.00	0.00	35,253.67	0.00	0.00
*****TOTAL FOR FUND-SCC 590 9020 (TITLE II-A IMPROVING TEACHER QUALITY FY20):	59,795.50	14,942.57	9,624.49	14,942.57	44,852.93	24.99
*****TOTAL FOR FUND-SCC 599 9019 (TITLE IV):	0.00	0.00	0.00	3,928.00	0.00	0.00

*** NOTE!! ONLY ACTIVE ACCOUNTS HAVE BEEN SELECTED, TOTALS MAY EXCLUDE AMOUNTS THAT ARE RELATED TO INACTIVE ACCOUNTS. ***

Date: 11/04/19
Time: 12:19 pm

LEXINGTON LOCAL SCHOOLS
Revenue Account Summary
SORTED BY FUND-SOC/ACCT

Page: 7
(REVSUM)

FYTD Receivable	FYTD Actual Receipts	MTD Actual Receipts	YTD Actual Receipts	FYTD Balance Receivable	FYTD Percent Received
--------------------	----------------------------	---------------------------	---------------------------	-------------------------------	-----------------------------

*****TOTAL FOR FUND-SOC 599 9020 (TITLE IV FY20):

32,871.20	11,606.96	34.95	11,606.96	21,264.24	35.31
-----------	-----------	-------	-----------	-----------	-------

*****GRAND TOTALS:

139,579,386.25	116,618,663.99	1,787,652.09	133,998,488.10	22,960,722.26	83.55
----------------	----------------	--------------	----------------	---------------	-------

*** NOTE!! ONLY ACTIVE ACCOUNTS HAVE BEEN SELECTED, TOTALS MAY EXCLUDE AMOUNTS THAT ARE RELATED TO INACTIVE ACCOUNTS. ***

LEXINGTON LOCAL SCHOOLS
 Appropriation Account Summary
 SORTED BY FUND-SCC/ACCT

FYTD Appropriated	Prior FY Carryover Encumbrances	FYTD Expendable	FYTD Actual Expenditures	MTD Actual Expenditures	Current + Future Encumbrances	FYTD Remaining Balance	FYTD Percent Exp/Enc
*****TOTAL FOR FUND-SCC 001 0000 (GENERAL FUND):							
25,769,834.00	142,760.76	25,912,594.76	8,574,358.99	2,074,718.01	1,752,209.89	15,586,025.89	39.85
*****TOTAL FOR FUND-SCC 002 0000 (BOND RETIREMENT FUND):							
1,425,896.92	0.00	1,425,896.92	415,418.79	0.00	1,010,478.13	0.00	100.00
*****TOTAL FOR FUND-SCC 003 0000 (PERMANENT IMPROVEMENT FUND):							
704,255.00	0.00	704,255.00	613,833.19	20,754.55	20,465.77	69,956.04	90.07
*****TOTAL FOR FUND-SCC 004 0000 (LFI BUILDING FUND):							
47,020,238.41	0.00	47,020,238.41	45,520,238.41	0.00	0.00	1,500,000.00	96.81
*****TOTAL FOR FUND-SCC 006 0000 (FOOD SERVICE FUND):							
712,280.06	2,310.43	714,590.49	229,645.26	63,707.89	151,771.65	333,173.58	53.38
*****TOTAL FOR FUND-SCC 007 9100 (LEXINGTON MINUTEMEN ACADEMIC SCHOLARSHIP FUND):							
10,000.00	0.00	10,000.00	0.00	0.00	10,000.00	0.00	100.00
*****TOTAL FOR FUND-SCC 007 9800 (TERRY McCAMMON SCHOLARSHIP FUND):							
500.00	0.00	500.00	0.00	0.00	0.00	500.00	0.00
*****TOTAL FOR FUND-SCC 010 0000 (CLASSROOM FACILITIES CONSTRUCTION FUND):							
1,500,000.00	0.00	1,500,000.00	0.00	0.00	0.00	1,500,000.00	0.00
*****TOTAL FOR FUND-SCC 018 9100 (HIGH SCHOOL PRINCIPAL'S FUND):							
10,196.00	168.40	10,364.40	496.55	342.14	9,469.37	398.48	96.16
*****TOTAL FOR FUND-SCC 018 9200 (JUNIOR HIGH PRINCIPAL'S FUND):							
6,139.00	0.00	6,139.00	180.00	0.00	5,975.00	16.00	100.26

*** NOTE!! ONLY ACTIVE ACCOUNTS HAVE BEEN SELECTED, TOTALS MAY EXCLUDE AMOUNTS THAT ARE RELATED TO INACTIVE ACCOUNTS. ***

LEXINGTON LOCAL SCHOOLS
 Appropriation Account Summary
 SORTED BY FUND-SCC/ACCT

FYTD Appropriated	Prior FY Carryover Encumbrances	FYTD Expendable	FYTD Actual Expenditures	HTD Actual Expenditures	Current + Future Encumbrances	FYTD Remaining Balance	FYTD Percent Exp/Enc
*****TOTAL FOR FUND-SCC 018 9300 (EASTERN PRINCIPAL'S FUND):							
7,968.00	0.00	7,968.00	2,127.43	49.95	1,202.30	4,638.27	41.79
*****TOTAL FOR FUND-SCC 018 9301 (EASTERN ELEMENTARY BOOKFAIR/BOXTOPS FUND):							
6,762.00	0.00	6,762.00	5,430.24	5,000.00	4,958.80	3,627.04-	153.64
*****TOTAL FOR FUND-SCC 018 9302 (EASTERN ELEMENTARY MATH):							
379.00	150.00	529.00	150.00	0.00	0.00	379.00	28.36
*****TOTAL FOR FUND-SCC 018 9303 (EASTERN RUN CLUB):							
1,350.00	0.00	1,350.00	819.85	819.85	521.83	8.32	99.38
*****TOTAL FOR FUND-SCC 018 9400 (CENTRAL PRINCIPAL'S FUND):							
4,216.00	1,398.34	5,614.34	628.36	491.36	3,401.98	1,584.00	71.79
*****TOTAL FOR FUND-SCC 018 9401 (CENTRAL ELEMENTARY BOOKFAIR FUND):							
2,976.00	0.00	2,976.00	0.00	0.00	4,500.00	1,524.00-	151.21
*****TOTAL FOR FUND-SCC 018 9402 (CENTRAL ELEMENTARY ART):							
920.00	0.00	920.00	0.00	0.00	0.00	920.00	0.00
*****TOTAL FOR FUND-SCC 018 9500 (WESTERN PRINCIPAL'S FUND):							
3,981.00	1,310.00	5,291.00	3,111.38	0.00	1,935.50	224.12	95.76
*****TOTAL FOR FUND-SCC 018 9501 (WESTERN ELEMENTARY BOOKFAIR/BOXTOPS FUND):							
4,535.00	0.00	4,535.00	3,130.94	3,130.94	0.00	1,404.06	69.04
*****TOTAL FOR FUND-SCC 018 9503 (WESTERN ELEMENTARY ART):							
1,726.00	0.00	1,726.00	0.00	0.00	0.00	1,726.00	0.00

*** NOTE!! ONLY ACTIVE ACCOUNTS HAVE BEEN SELECTED, TOTALS MAY EXCLUDE AMOUNTS THAT ARE RELATED TO INACTIVE ACCOUNTS. ***

LEXINGTON LOCAL SCHOOLS
 Appropriation Account Summary
 SORTED BY FUND-SCC/ACCT

FYTD Appropriated	Prior FY Carryover Encumbrances	FYTD Expendable	FYTD Actual Expenditures	NTD Actual Expenditures	Current + Future Encumbrances	FYTD Remaining Balance	FYTD Percent Exp/Enc
*****TOTAL FOR FUND-SCC 019 9121 (CENTRAL ELEMENTARY PTO GRANTS):							
2,146.67	0.00	2,146.67	0.00	0.00	500.00	1,646.67	23.29
*****TOTAL FOR FUND-SCC 019 9122 (EASTERN ELEMENTARY PTO GRANTS):							
2,451.64	0.00	2,451.64	1,071.36	300.00	0.00	1,380.28	43.70
*****TOTAL FOR FUND-SCC 019 9123 (WESTERN ELEMENTARY PTO GRANTS):							
2,870.69	423.13	3,293.82	378.92	0.00	0.00	2,914.90	11.50
*****TOTAL FOR FUND-SCC 019 9200 (RICHLAND COUNTY FOUNDATION GRANT PLAYGROUND):							
200.00	0.00	200.00	0.00	0.00	0.00	200.00	0.00
*****TOTAL FOR FUND-SCC 019 9218 (RICH CO FOUND-WRITE STUFF STEAM KIT):							
52.93	0.00	52.93	0.00	0.00	0.00	52.93	0.00
*****TOTAL FOR FUND-SCC 019 9219 (RICH CO FOUND-CLASSROOM LIBRARY):							
549.52	0.00	549.52	549.52	549.52	0.00	0.00	100.00
*****TOTAL FOR FUND-SCC 019 9220 (RICH CO FOUND-LEGO'S AND BUILDING BLOCKS):							
915.00	0.00	915.00	859.79	859.79	0.00	55.21	93.97
*****TOTAL FOR FUND-SCC 019 9221 (RICH CO FOUND-SCIENCE DISCOVERY BINS):							
1,500.00	0.00	1,500.00	0.00	0.00	1,500.00	0.00	100.00
*****TOTAL FOR FUND-SCC 019 9301 (RICH CO FOUND/SECO ROBOTICS GRANT (HEIMANN)):							
31.72	0.00	31.72	0.00	0.00	0.00	31.72	0.00
*****TOTAL FOR FUND-SCC 019 9302 (RICH CO RETIRED TEACHERS ASSOC):							
150.00	0.00	150.00	0.00	0.00	0.00	150.00	0.00

*** NOTE!! ONLY ACTIVE ACCOUNTS HAVE BEEN SELECTED, TOTALS MAY EXCLUDE AMOUNTS THAT ARE RELATED TO INACTIVE ACCOUNTS. ***

LEXINGTON LOCAL SCHOOLS
 Appropriation Account Summary
 SORTED BY FUND-SCC/ACCT

FYTD Appropriated	Prior FY Carryover Encumbrances	FYTD Expendable	FYTD Actual Expenditures	HTD Actual Expenditures	Current + Future Encumbrances	FYTD Remaining Balance	FYTD Percent Exp/Enc
*****TOTAL FOR FUND-SCC 022 9601 (CHSAA TOURNAMENT AGENCY FUND):							
35,567.42	0.00	35,567.42	805.00	165.00	14,195.00	20,567.42	42.17
*****TOTAL FOR FUND-SCC 024 0000 (EMPLOYEE BENEFITS FUND FOR MEDICAL/DENTAL):							
5,358,426.00	0.00	5,358,426.00	1,648,544.57	422,727.00	22,000.00	3,687,881.43	31.18
*****TOTAL FOR FUND-SCC 200 9102 (HIGH SCHOOL DRAMA CLUB):							
16,401.00	750.00	17,151.00	1,778.00	0.00	3,072.96	12,300.04	28.28
*****TOTAL FOR FUND-SCC 200 9104 (HIGH SCHOOL LEADERSHIP COUNCIL):							
229.00	0.00	229.00	0.00	0.00	100.00	129.00	43.67
*****TOTAL FOR FUND-SCC 200 9107 (HIGH SCHOOL SPANISH CLUB):							
274.00	50.00	324.00	50.00	0.00	0.00	274.00	15.43
*****TOTAL FOR FUND-SCC 200 9108 (HIGH SCHOOL LEO CLUB):							
1,535.00	0.00	1,535.00	0.00	0.00	1,500.00	35.00	97.72
*****TOTAL FOR FUND-SCC 200 9114 (HIGH SCHOOL STUDENT COUNCIL FUND):							
1,400.00	0.00	1,400.00	935.34	0.00	464.66	0.00	100.00
*****TOTAL FOR FUND-SCC 200 9115 (HIGH SCHOOL KEY CLUB):							
1,026.00	0.00	1,026.00	137.00	137.00	253.00	636.00	38.01
*****TOTAL FOR FUND-SCC 200 9119 (HIGH SCHOOL YEARBOOK FUND):							
19,580.00	4,128.14	23,708.14	2,963.95	2,963.95	16,593.19	4,151.00	82.49
*****TOTAL FOR FUND-SCC 200 9121 (HIGH SCHOOL NATIONAL HONOR SOCIETY):							
2,640.00	0.00	2,640.00	1,148.00	473.00	27.00	1,465.00	44.51

*** NOTE!! ONLY ACTIVE ACCOUNTS HAVE BEEN SELECTED, TOTALS MAY EXCLUDE AMOUNTS THAT ARE RELATED TO INACTIVE ACCOUNTS. ***

LEXINGTON LOCAL SCHOOLS
 Appropriation Account Summary
 SORTED BY FUND-SCC/ACCT

FYTD Appropriated	Prior FY Carryover Encumbrances	FYTD Expendable	FYTD Actual Expenditures	NTD Actual Expenditures	Current + Future Encumbrances	FYTD Remaining Balance	FYTD Percent Exp/Enc
*****TOTAL FOR FUND-SCC 200 9204 (JUNIOR HIGH STUDENT COUNCIL FUND):							
1,138.00	180.00	1,318.00	170.00	170.00	430.00	718.00	45.52
*****TOTAL FOR FUND-SCC 200 9301 (EASTERN ELEMENTARY STUDENT ACTIVITY FUND):							
1,463.00	0.00	1,463.00	0.00	0.00	500.00	963.00	34.18
*****TOTAL FOR FUND-SCC 200 9302 (EASTERN ELEMENTARY ROBOTICS FUND):							
210.00	0.00	210.00	0.00	0.00	0.00	210.00	0.00
*****TOTAL FOR FUND-SCC 200 9612 (JUNIOR HIGH INFORMED TEENS FUND):							
1,443.00	0.00	1,443.00	0.00	0.00	0.00	1,443.00	0.00
*****TOTAL FOR FUND-SCC 300 9115 (JAZZ BAND):							
386.00	0.00	386.00	0.00	0.00	0.00	386.00	0.00
*****TOTAL FOR FUND-SCC 300 9116 (CHOIR):							
95.00	0.00	95.00	0.00	0.00	200.00	105.00-	210.53
*****TOTAL FOR FUND-SCC 300 9206 (JUNIOR HIGH PHYS ED DEPARTMENT FUND):							
2,009.00	0.00	2,009.00	1,044.50	410.26	1,905.50	941.00-	146.84
*****TOTAL FOR FUND-SCC 300 9600 (ATHLETIC FUND):							
209,900.00	0.00	209,900.00	107,983.55	30,087.81	79,002.54	22,913.91	89.08
*****TOTAL FOR FUND-SCC 300 9603 (ELEMENTARY MUSIC):							
185.00	0.00	185.00	213.48	213.48	286.52	315.00-	270.27
*****TOTAL FOR FUND-SCC 451 9020 (Network Connectivity FY 2020):							
9,000.00	0.00	9,000.00	0.00	0.00	9,000.00	0.00	100.00

*** NOTE!! ONLY ACTIVE ACCOUNTS HAVE BEEN SELECTED, TOTALS MAY EXCLUDE AMOUNTS THAT ARE RELATED TO INACTIVE ACCOUNTS. ***

Date: 11/04/19
 Time: 12:20 pm

LEXINGTON LOCAL SCHOOLS
 Appropriation Account Summary
 SORTED BY FUND-SCC/ACCT

FYTD Appropriated	Prior FY Carryover Encumbrances	FYTD Expendable	FYTD Actual Expenditures	MTD Actual Expenditures	Current + Future Encumbrances	FYTD Remaining Balance	FYTD Percent Exp/Enc
*****TOTAL FOR FUND-SCC 467 0000 (STUDENT WELLNESS AND SUCCESS FUND):							
313,072.28	0.00	313,072.28	20,386.20	20,386.20	61,106.25	231,579.83	26.03
*****TOTAL FOR FUND-SCC 516 9019 (IDEA-B SPECIAL EDUCATION FY19):							
25,177.33	13,279.90	38,457.23	38,457.23	0.00	0.00	0.00	100.00
*****TOTAL FOR FUND-SCC 516 9020 (IDEA-B SPECIAL EDUCATION FY20):							
561,119.18	0.00	561,119.18	130,336.48	62,116.00	304,318.69	126,464.01	77.46
*****TOTAL FOR FUND-SCC 572 9019 (TITLE I FY19):							
16,521.53	0.00	16,521.53	12,178.78	0.00	0.00	4,342.75	73.71
*****TOTAL FOR FUND-SCC 572 9020 (TITLE I FY20):							
279,560.97	0.00	279,560.97	58,702.15	23,031.38	27,402.31	193,456.51	30.80
*****TOTAL FOR FUND-SCC 587 9020 (EARLY CHILDHOOD SPECIAL EDUCATION IDEA FY20):							
28,297.53	0.00	28,297.53	4,415.83	3,414.84	15,641.24	8,240.46	70.88
*****TOTAL FOR FUND-SCC 590 9020 (TITLE II-A IMPROVING TEACHER QUALITY FY20):							
59,795.50	0.00	59,795.50	15,721.74	7,860.87	35.86	44,037.90	26.35
*****TOTAL FOR FUND-SCC 599 9020 (TITLE IV FY20):							
32,871.20	0.00	32,871.20	11,606.96	34.95	4,070.00	17,194.24	47.69
*****GRAND TOTALS:							
84,184,343.50	166,909.10	84,351,252.60	57,430,007.74	2,744,915.74	3,541,014.94	23,380,229.92	72.28

*** NOTE!! ONLY ACTIVE ACCOUNTS HAVE BEEN SELECTED, TOTALS MAY EXCLUDE AMOUNTS THAT ARE RELATED TO INACTIVE ACCOUNTS. ***