

LEXINGTON LOCAL SCHOOLS



FINANCIAL REPORT
FOR THE PERIOD ENDING
OCTOBER 31, 2018

PREPARED BY
JASON WHITESEL, TREASURER

DATE: 11/02/2018
TIME: 12:47

LEXINGTON LOCAL SCHOOLS
CASH RECONCILIATION AS OF 10/31/2018

PAGE: 1
(USAEMSED)

	SUB-TOTALS	TOTALS
	-----	-----
Gross Depository Balances:		
RICHLAND BANK MMA 5719	\$ 4,113,563.75	
RICHLAND BANK SWEEP ACCT 3520	626,181.54	
RICHLAND BANK GENERAL ACCT 0580	300,365.00	
RICHLAND BANK ANTHEM SWEEP 3523	1,511,752.66	
RICHLAND BANK EE BENEFITS 3180	0.00	
RICHLAND BANK PAYROLL ACCT 9780	475.59	
RICHLAND BANK ATHLETIC ACCT 3280	3,375.00	

Total Depository Balances (Gross)		\$ 6,555,713.54
Adjustments to Bank Balance:		
Cash in Transit to Bank	\$ 6,235.20	
Outstanding Checks	148,798.26-	
Adjustments	483.92-	
Outstanding Vision Payment -\$8.33		
Municipal Income Tax -\$475.59		

Total Adjustments to Bank Balance		143,046.98-
Investments:		
Treasury Bonds and Notes	\$ 800,297.00	
Certificate of Deposits	4,228,000.00	
Other Securities	0.00	
Other Investments:		
Richland Bank - Money Market	117,986.94	

Total Investments		5,146,283.94
Cash on Hand:		
Petty Cash:		
TREASURER'S OFFICE	\$ 100.00	
HIGH SCHOOL	50.00	
JUNIOR HIGH SCHOOL	50.00	
EASTERN, CENTRAL, WESTERN	150.00	
Change Cash:		
ATHLETIC CHANGE	\$ 3,000.00	
CAFETERIA CHANGE	440.00	
JUNIOR HIGH SCHOOL	100.00	
Cash with Fiscal Agent	0.00	

Total Cash on Hand		3,890.00

Total Balances		\$ 11,562,840.50
		=====
Total Fund Balance		\$ 11,562,840.50
		=====
Depository Clearance Accounts:		

Total Clearance Account Balances		\$ 0.00

October 01, 2018 To October 31, 2018

Account Name : Lexington Local SD Managing Agency

Account No : 5750

Summary Of Investment Holdings

Quantity	Description			Unit Value	Market Value	Tax Cost	Estimated Ann Inc	Yield To Mkt
<u>Money Markets - Taxable</u>								
117,986.94	Northern Instl Government Select Portfolio			1.0000	117,986.94	117,986.94	2,347.94	1.99%
Totals					117,986.94	117,986.94	2,347.94	1.99%
<u>Marketable CDs</u>								
200,000	Farm Bureau Bank NV	1.100%	12/17/2018	99.8759	199,751.80	200,000.00	2,200.00	1.10%
150,000	Ally Bank Midvale UT	1.450%	02/11/2019	99.8355	149,753.25	150,000.00	2,175.00	1.45%
125,000	First Foundation Bank	2.350%	06/28/2019	99.9591	124,948.88	125,000.00	2,937.50	2.35%
200,000	Capital One Bank USA NA	1.200%	08/12/2019	98.9336	197,867.20	200,000.00	2,400.00	1.21%
100,000	First Financial NW Inc WA	1.450%	08/19/2019	99.1923	99,192.30	100,000.00	1,450.00	1.46%
200,000	Abacus Federal Svgs Bk NY	1.250%	09/17/2019	98.8802	197,760.40	200,000.00	2,500.00	1.26%
30,000	First General Bank	2.200%	01/21/2020	99.3825	29,814.75	30,000.00	660.00	2.21%
200,000	Alma Bank NY	1.300%	06/10/2020	97.5221	195,044.20	200,000.00	2,600.00	1.33%
150,000	Community Fin'l Svcs Bk KY	1.500%	08/19/2020	97.4458	146,168.70	150,000.00	2,250.00	1.54%
248,000	Wells Fargo Bank NA	2.800%	09/14/2020	99.6604	247,157.79	248,000.00	6,944.00	2.81%
200,000	Marlin Business Bank	1.850%	10/13/2020	97.7836	195,567.20	200,000.00	3,700.00	1.89%
175,000	Unison Bank	1.500%	11/25/2020	97.9206	171,361.05	175,000.00	2,625.00	1.53%
200,000	Goldman Sachs Bank USA	1.850%	02/17/2021	97.2736	194,547.20	200,000.00	3,700.00	1.90%
200,000	MB Financial Bank NA	1.400%	03/30/2021	95.4761	190,952.20	200,000.00	2,800.00	1.47%
100,000	BankVista Sartell MN	1.400%	04/06/2021	96.0107	96,010.70	100,000.00	1,400.00	1.46%
200,000	Bank of Santa Clarita CA	1.400%	04/15/2021	95.9629	191,925.80	200,000.00	2,800.00	1.46%
125,000	HSBC Bank USA NA	2.150%	07/26/2021	97.3967	121,745.88	125,000.00	2,687.50	2.21%
200,000	Stearns Bank NA	1.950%	09/29/2021	96.5946	193,189.20	200,000.00	3,900.00	2.02%
200,000	Citibank NA	3.150%	10/26/2021	99.8976	199,795.20	200,000.00	6,300.00	3.15%
200,000	Bridgewater Bank Bloom MN	1.900%	02/28/2022	95.7595	191,519.00	200,000.00	3,800.00	1.98%
200,000	Continental Bank UT	1.900%	06/22/2022	95.2331	190,466.20	200,000.00	3,800.00	2.00%
200,000	American Express Centurion	2.400%	09/12/2022	95.8009	191,601.80	200,000.00	4,800.00	2.51%
200,000	Discover Bank	2.250%	09/27/2022	96.0280	192,056.00	200,000.00	4,500.00	2.34%

October 01, 2018 To October 31, 2018

Account Name : Lexington Local SD Managing Agency

Account No : 5750

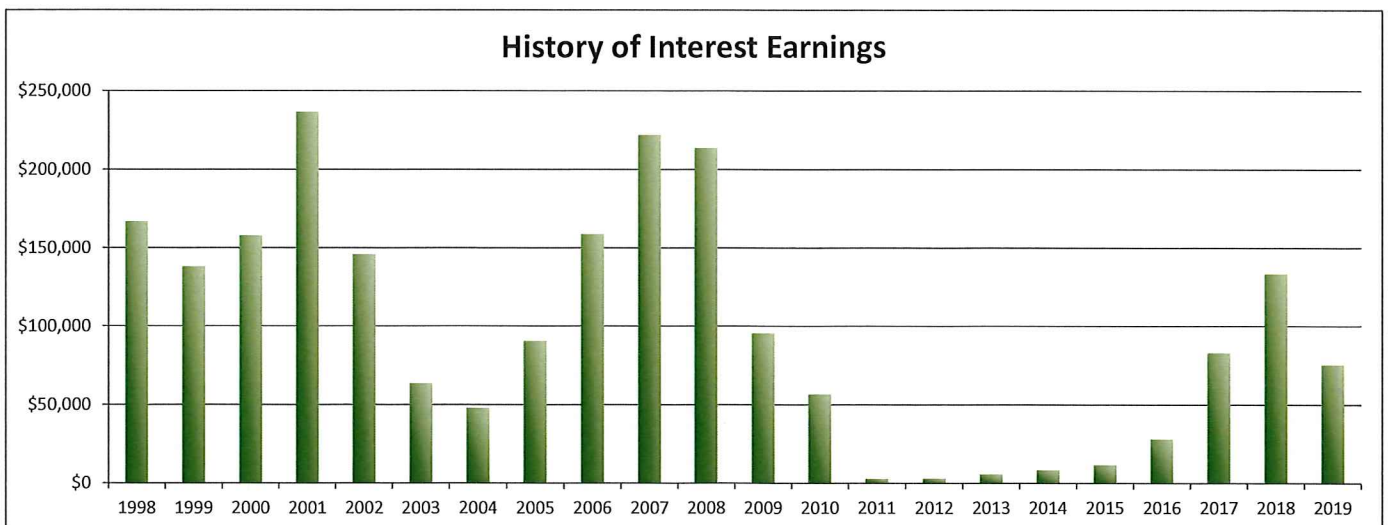
Summary Of Investment Holdings

Quantity	Description			Unit Value	Market Value	Tax Cost	Estimated Ann Inc	Yield To Mkt
200,000	Sallie Mae Bank SLC UT	2.500%	12/13/2022	96.6490	193,298.00	200,000.00	5,000.00	2.59%
25,000	State Bank of India NY	3.000%	03/06/2023	98.3302	24,582.55	25,000.00	750.00	3.05%
<i>Totals</i>					4,126,077.25	4,228,000.00	78,679.00	1.91%
<u>U.S. Govt Agy - Non-Exempt State</u>								
300,000	FHLMC	1.350%	03/29/2019	99.5486	298,645.80	300,297.00	4,050.00	1.36%
200,000	FHLMC	1.300%	10/25/2019	98.5615	197,123.00	200,000.00	2,600.00	1.32%
300,000	FNMA	1.300%	07/28/2020	97.3622	292,086.60	300,000.00	3,900.00	1.34%
<i>Totals</i>					787,855.40	800,297.00	10,550.00	1.34%
<i>Grand Total</i>					5,031,919.59	5,146,283.94	91,576.94	1.82%

LEXINGTON LOCAL SCHOOLS
INVESTMENT REPORT FOR THE MONTH ENDING
OCTOBER 31, 2018

INTEREST EARNED:	THIS MONTH	FISCAL YEAR TO DATE
Richland Bank, General Sweep	\$1,227.07	\$8,670.99
Richland Bank, General MMA	\$7,095.92	\$28,453.78
Richland Bank, Anthem Sweep	\$2,118.69	\$7,824.76
Star Ohio	\$0.00	\$0.00
CDs, Bonds, and other investments	\$7,240.35	\$30,696.33
TOTAL INTEREST RECEIVED	\$17,682.03	\$75,645.86

History of Interest Earnings	Fiscal Year	Interest Earnings
	1998	\$ 167,057.52
	1999	\$ 138,113.69
	2000	\$ 157,991.72
	2001	\$ 236,839.79
	2002	\$ 146,052.34
	2003	\$ 63,712.36
	2004	\$ 47,970.95
	2005	\$ 90,719.94
	2006	\$ 158,724.51
	2007	\$ 221,998.86
	2008	\$ 213,660.34
	2009	\$ 95,639.63
	2010	\$ 56,860.22
	2011	\$ 3,001.78
	2012	\$ 3,090.00
	2013	\$ 5,758.97
	2014	\$ 8,349.92
	2015	\$ 11,765.22
	2016	\$ 28,300.22
	2017	\$ 83,194.26
	2018	\$ 133,582.49
FISCAL Year To Date	2019	\$75,645.86
Total Interest Earnings 1998 to Present		\$ 2,148,030.59



Processing Month: October 2018

(FINSUM)

LEXINGTON LOCAL SCHOOLS

Fnd	Sec	Description	Beginning Balance	MTD Revenues	FYTD Revenues	MTD Expenditures	FYTD Expenditures	Current Available Balance
001	0000	GENERAL FUND	9,575,829.51	924,624.76	8,806,208.22	2,118,163.65	8,321,068.49	10,060,969.24
001	9412	GENERAL BUDGET RESERVE SE	87,928.97	.00	.00	.00	.00	87,928.97
002	0000	BOND RETIREMENT FUND	1,925.89	.00	.00	.00	.00	1,925.89
003	0000	PERMANENT IMPROVEMENT FUN	44,751.40	247.75	263,119.42	77,702.90	605,302.18	297,431.36-
006	0000	FOOD SERVICE FUND	4,848.21	93,839.90	159,653.87	64,933.87	231,488.39	66,986.31-
007	9100	LEXINGTON MINUTEMEN ACADE	14,214.53	62.39	244.87	.00	.00	14,459.40
007	9800	TERRY McCAMMON SCHOLARSHI	13,043.45	20.32	77.47	.00	.00	13,120.92
018	9100	HIGH SCHOOL PRINCIPAL'S F	1,508.57	523.25	1,152.13	792.13	946.63	1,714.07
018	9200	JUNIOR HIGH PRINCIPAL'S F	2,854.95	14.00	4,224.73	2,380.00	2,380.00	4,699.68
018	9300	EASTERN PRINCIPAL'S FUND	6,168.59	483.27	2,672.81	1,260.63	2,820.28	6,021.12
018	9301	EASTERN ELEMENTARY BOOKFA	10,101.57	.00	.00	126.40	639.03	9,462.54
018	9302	EASTERN ELEMENTARY MATH	1,604.30	.00	.00	157.78	157.78	1,446.52
018	9303	EASTERN RUN CLUB	.00	206.68	206.68	.00	.00	206.68
018	9400	CENTRAL PRINCIPAL'S FUND	8,372.37	108.00	741.57	137.17	349.95	8,763.99
018	9401	CENTRAL ELEMENTARY BOOKFA	2,485.22	2,448.10	2,448.10	.00	.00	4,933.32
018	9402	CENTRAL ELEMENTARY ART	1,460.00	.00	.00	.00	.00	1,460.00
018	9500	WESTERN PRINCIPAL'S FUND	13,894.90	90.00	2,773.84	1,531.52	1,963.48	14,705.26
018	9501	WESTERN ELEMENTARY BOOKFA	2,677.47	3,623.12	3,623.12	3,620.78	3,620.78	2,679.81
018	9503	WESTERN ELEMENTARY ART	1,432.42	.00	.00	.00	.00	1,432.42
018	9901	JUNIOR HIGH TEACHER ADVIS	109.25	.00	.00	.00	.00	109.25
019	9001	ACADEMIC BOOSTERS GRANTS	769.07	.00	.00	.00	.00	769.07
019	9121	CENTRAL ELEMENTARY PTO GR	403.65	13.67	50.18	78.80	78.80	375.03
019	9122	EASTERN ELEMENTARY PTO GR	376.22	13.68	50.19	.00	268.22	158.19
019	9123	WESTERN ELEMENTARY PTO GR	3,536.40	13.68	50.19	.00	.00	3,586.59
019	9200	RICHLAND COUNTY FOUNDATIO	200.00	.00	.00	.00	.00	200.00
019	9218	RICH CO FOUND-WRITE STUFF	.00	.00	1,172.57	.00	436.49	736.08
019	9301	RICH CO FOUND/SECO ROBOTI	600.00	.00	.00	.00	.00	600.00
022	9601	OHSAA TOURNAMENT AGENCY F	6,676.66	7,460.00	998.34	7,003.87	7,247.73	427.27
024	0000	EMPLOYEE BENEFITS FUND FO	1,511,703.50	434,308.67	1,736,523.64	389,809.56	1,736,482.81	1,511,744.33
200	9101	HIGH SCHOOL ART CLUB	93.76	.00	.00	.00	.00	93.76
200	9102	HIGH SCHOOL DRAMA CLUB	31,102.75	.00	.00	.00	4,444.78	26,657.97
200	9103	HIGH SCHOOL MATH CLUB	52.70	.00	.00	.00	.00	52.70
200	9104	HIGH SCHOOL LEADERSHIP CO	576.82	.00	.00	.00	.00	576.82
200	9105	HIGH SCHOOL FRENCH CLUB	257.37	.00	.00	.00	.00	257.37
200	9107	HIGH SCHOOL SPANISH CLUB	706.04	.00	.00	20.00	20.00	686.04
200	9108	HIGH SCHOOL LED CLUB	3,216.18	290.39	290.39	303.57	303.57	3,203.00
200	9114	HIGH SCHOOL STUDENT COUNC	1,318.86	649.27	649.27	.00	173.60	1,794.53
200	9115	HIGH SCHOOL KEY CLUB	1,492.57	.00	.00	.00	.00	1,492.57
200	9116	HIGH SCHOOL CHESS CLUB	321.00	.00	.00	.00	.00	321.00
200	9119	HIGH SCHOOL YEARBOOK FUND	52,511.73	2,895.00	10,845.00	50.00	19,980.78	43,375.95
200	9120	HIGH SCHOOL JOURNALISM FU	505.44	.00	.00	.00	.00	505.44
200	9121	HIGH SCHOOL NATIONAL HONO	852.23	570.00	2,056.00	.00	385.00	2,523.23
200	9201	JUNIOR HIGH ART CLUB	485.13	.00	56.20	.00	.00	541.33
200	9204	JUNIOR HIGH STUDENT COUNC	887.62	.00	.00	170.00	170.00	717.62
200	9205	JUNIOR HIGH LIBRARY CLUB	77.65	.00	.00	.00	.00	77.65
200	9301	EASTERN ELEMENTARY STUDEN	1,182.41	.00	.00	.00	.00	1,182.41

Processing Month: October 2018
 LEXINGTON LOCAL SCHOOLS

Page: 2
 (FINSUM)

Fnd	Sc	Description	Beginning Balance	MTD Revenues	FYTD Revenues	MTD Expenditures	FYTD Expenditures	Current Available Balance
200	9302	EASTERN ELEMENTARY ROBOTI	.00	.00	435.00	.00	.00	435.00
200	9611	HIGH SCHOOL INFORMED TEEN	903.63	.00	.00	.00	.00	903.63
200	9612	JUNIOR HIGH INFORMED TEEN	424.40	.00	.00	.00	.00	424.40
300	9115	JAZZ BAND	2,225.81	.00	.00	.00	.00	2,225.81
300	9116	CHOIR	1,102.20	.00	.00	.00	.00	1,102.20
300	9206	JUNIOR HIGH PHYS ED DEPAR	3,089.95	400.00	910.00	388.18	974.89	3,025.06
300	9210	JR HIGH INSTRUMENTAL	41.03	.00	.00	.00	.00	41.03
300	9600	ATHLETIC FUND	26,558.57	19,553.00	118,024.60	32,055.77	116,536.82	28,046.35
300	9601	ATHLETIC CAPITAL FUND	26,000.00	13,000.00	13,000.00	.00	.00	39,000.00
300	9602	ORCHESTRA	63.22	.00	.00	.00	.00	63.22
300	9603	ELEMENTARY MUSIC	1,587.41	.00	.00	179.84	179.84	1,407.57
300	9605	BAND	232.95	.00	.00	.00	.00	232.95
499	9018	SECONDARY TRANSITION ENHA	.00	.00	1,171.00	.00	1,171.00	.00
499	9019	SCHOOL SAFETY GRANT	.00	13,136.25	13,136.25	.00	.00	13,136.25
516	9018	IDEA-B SPECIAL EDUCATION	45,581.14-	99.00	86,225.54	891.00-	40,644.40	.00
516	9019	IDEA-B SPECIAL EDUCATION	.00	88,579.98	115,350.37	56,551.11	119,653.36	4,302.99-
572	9018	TITLE I FY18	16,104.31-	.00	51,049.39	.00	34,945.08	.00
572	9019	TITLE I FY19	.00	40,546.67	63,121.58	20,465.86	59,591.95	3,529.63
587	9018	EARLY CHILDHOOD SPECIAL E	515.19-	.00	515.19	.00	.00	.00
587	9019	EARLY CHILDHOOD SPECIAL E	.00	2,144.01	2,521.20	1,434.63	2,538.43	17.23-
590	9019	TITLE II-A IMPROVING TEAC	.00	11,669.16	14,132.50	7,411.11	14,822.24	689.74-
599	9019	TITLE IV	.00	7,711.00	7,711.00	7,711.00	7,711.00	.00
Grand Total All Funds			11,415,145.86	1,669,344.97	11487,192.42	2,793,549.13	11339,497.78	11562,840.50
Total Invested Funds			.00					

DATE: 11/02/2018
TIME: 12:12:38OHIO DEPARTMENT OF EDUCATION - OFFICE OF SCHOOL MANAGEMENT ASSISTANCE
ANNUAL SPENDING PLAN (CURRENT OPERATION - GENERAL FUND ONLY - D.R.C. 5705.391)

PAGE: 1

SCHOOL DISTRICT: LEXINGTON LOCAL SCHOOLS

IRN # 049437

COUNTY: RICHLAND

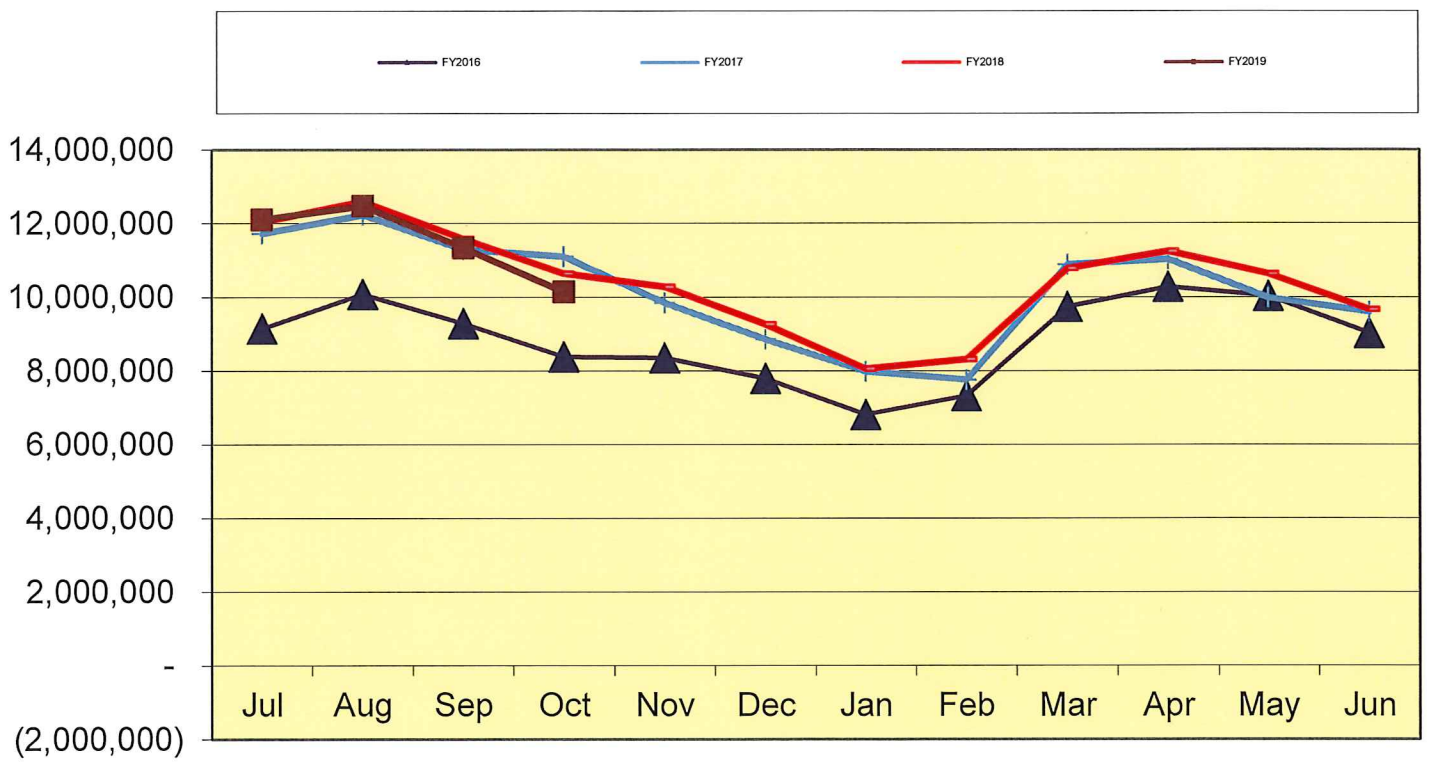
FISCAL YEAR: 2019 MONTH: 10

	MONTHLY ESTIMATE	MONTHLY ACTUAL	MONTHLY DIFFERENCE	FISCAL YTD ESTIMATE	FISCAL YTD ACTUAL	FISCAL YTD DIFFERENCE
REVENUES						
01.010 General Property (Real Estate)	1,500	0	1,500-	4,789,024	4,575,454	213,570-
01.020 Tangible Personal Property Tax	0	0	0	260,000	273,751	13,751
01.030 Income Tax	0	0	0	0	0	0
01.035 Unrestricted Grants-in-Aid	990,000	881,765	108,235-	3,626,582	3,645,269	18,687
01.040 Restricted Grants-in-Aid	6,200	6,036	164-	24,800	24,558	242-
01.045 Restricted Grants-in-Aid - SFSP	0	0	0	0	0	0
01.050 Property Tax Allocation	835,000	4,637	830,363-	891,000	54,625	836,375-
01.060 All Other Operating Revenue	23,000	27,972	4,972	136,000	178,803	42,803
01.070 Total Revenue	1,855,700	920,410	935,290-	9,727,406	8,752,460	974,946-
OTHER FINANCING SOURCES						
02.010 Proceeds from Sale of Notes	0	0	0	0	0	0
02.020 State Emergency Loans & Advancements (Approved)	0	0	0	0	0	0
02.040 Operating Transfers-In	0	0	0	0	0	0
02.050 Advances-In	0	0	0	0	0	0
02.060 All Other Financing Sources	8,000	4,215	3,785-	83,000	53,749	29,251-
02.070 Total Other Financing Sources	8,000	4,215	3,785-	83,000	53,749	29,251-
02.080 Total Revenues and Other Financing Sources	1,863,700	924,625	939,075-	9,810,406	8,806,209	1,004,197-
EXPENDITURES						
03.010 Personal Services	1,100,000	1,150,307	50,307	4,291,000	4,316,094	25,094
03.020 Employees' Retirement/Insurance Benefits	540,000	537,713	2,287-	2,151,000	2,200,575	49,575
03.030 Purchased Services	283,000	339,410	56,410	1,172,000	1,236,027	64,027
03.040 Supplies and Materials	88,000	85,144	2,856-	396,000	422,210	26,210
03.050 Capital Outlay	7,000	0	7,000-	66,500	27,894	38,606-
03.060 Intergovernmental	0	0	0	0	0	0
04.010 Debt Service: All Principal (Historical)	0	0	0	0	0	0
04.020 Debt Service: Principal - Notes	0	0	0	0	0	0
04.030 Debt Service: Principal - State Loans	0	0	0	0	0	0
04.040 Debt Service: Principal - State Advancements	0	0	0	0	0	0
04.050 Debt Service: Principal - HB 264 Loans	0	0	0	0	0	0
04.055 Debt Service: Principal - Other	0	0	0	0	0	0
04.060 Debt Service: Interest and Fiscal Charges	0	0	0	0	0	0
04.300 Other Objects	3,500	5,589	2,089	125,500	118,276	7,224-
04.500 Total Expenditures	2,021,500	2,118,163	96,663	8,202,000	8,321,066	119,066
OTHER FINANCING USES						
05.010 Operating Transfers - Out	0	0	0	0	0	0
05.020 Advances - Out	0	0	0	0	0	0
05.030 All Other Financing Uses	0	0	0	0	0	0
05.040 Total Other Financing Uses	0	0	0	0	0	0
05.050 Total Expenditure and Other Financing Uses	2,021,500	2,118,163	96,663	8,202,000	8,321,066	119,066
06.010 Excess Rev & Oth Financing Sources over (under) Exp &	157,800-	1,193,538-	1,035,738-	1,608,406	495,143	1,123,263-
07.010 Beginning Cash Balance	11,429,964	11,342,439	87,525-	9,663,758	9,663,758	0
07.020 Ending Cash Balance	11,272,164	10,148,901	1,123,263-	11,272,164	10,148,901	1,123,263-
08.010 Outstanding Encumbrances	1,950,000	1,868,713	81,287-	1,950,000	1,868,713	81,287-

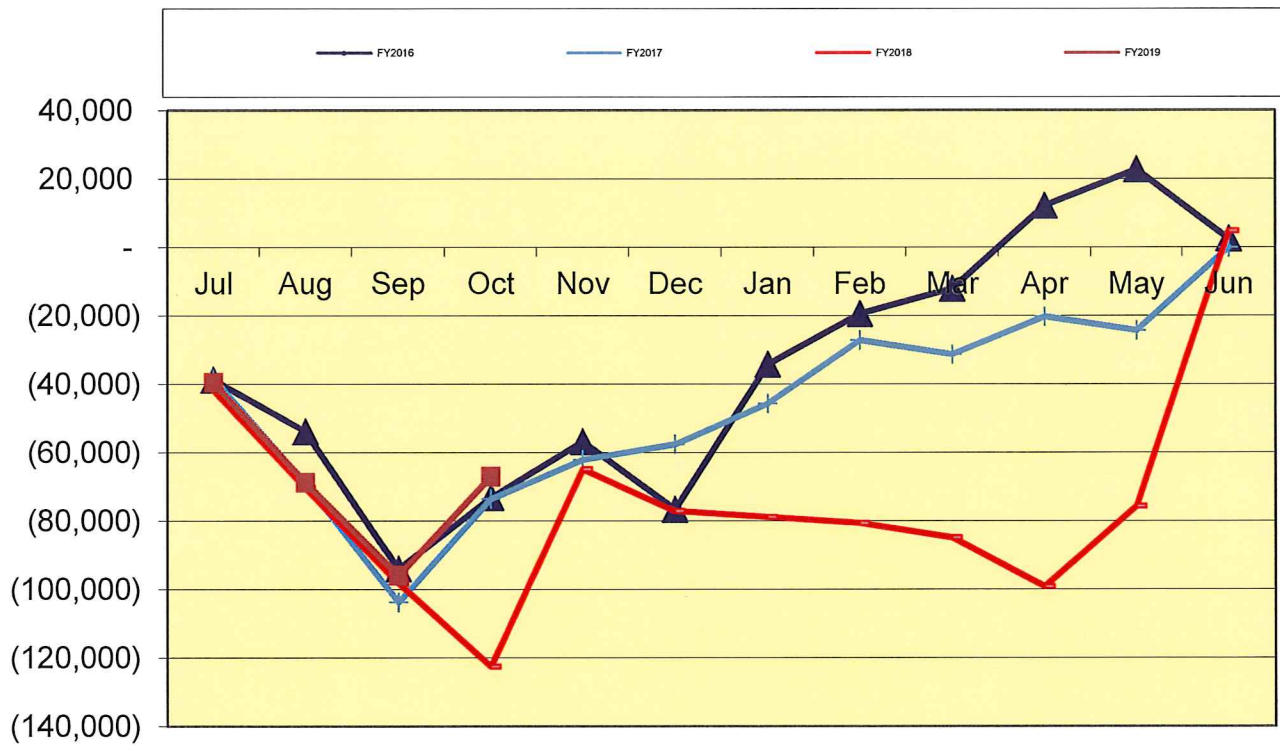
**LEXINGTON LOCAL SCHOOL DISTRICT
GENERAL FUND ONLY 2018-19
SUMMARY OF RECEIPTS AND EXPENDITURES - FIVE YEAR FORECAST FORMAT**

LINE 7.010	BEGINNING CASH BALANCE		\$	9,663,758		
	10/31/2018	FISCAL		FISCAL	VARIANCE	PERCENT
		YEAR TO DATE		YEAR TO DATE	Estimate vs.	of
	REVENUES	Estimate		Actual	Actual	VARIANCE
LINE 1.010	Real Estate Tax	\$ 4,789,024	\$	4,575,454	(\$213,570)	-4.46%
LINE 1.020	Personal Property Tax	\$ 260,000	\$	273,751	\$13,751	5.29%
LINE 1.030	Income Tax	\$ -	\$	-	\$0	
LINE 1.035	State Funding	\$ 3,626,582	\$	3,645,269	\$18,687	0.52%
LINE 1.040	Career Tech / Economic Disadv.	\$ 24,800	\$	24,558	(\$242)	-0.98%
LINE 1.050	Property Tax Allocation	\$ 891,000	\$	54,625	(\$836,375)	-93.87%
LINE 1.060	Other Operating Revenue	\$ 136,000	\$	178,803	\$42,803	31.47%
LINE 1.070	TOTAL REVENUE	\$ 9,727,406	\$	8,752,460	(\$974,946)	-10.02%
			\$	-		
LINE 2.01	Proceeds from Notes	\$ -	\$	-	\$0	
LINE 2.04	Transfers In	\$ -	\$	-	\$0	
LINE 2.050	Advances In	\$ -	\$	-	\$0	#DIV/0!
LINE 2.060	Other Financing Sources	\$ 83,000	\$	53,749	(\$29,251)	-35.24%
LINE 2.070	TOTAL OTHER SOURCES	\$ 83,000	\$	53,749	(\$29,251)	-35.24%
LINE 2.080	TOTAL REVENUES & Sources	\$ 9,810,406	\$	8,806,209	(\$1,004,197)	-10.24%
	EXPENSES					
LINE 3.010	Salaries	\$ 4,291,000	\$	4,316,084	(\$25,084)	-0.58%
LINE 3.020	Retirement and Benefits	\$ 2,151,000	\$	2,200,575	(\$49,575)	-2.30%
LINE 3.030	Purchased Services	\$ 1,172,000	\$	1,236,027	(\$64,027)	-5.46%
LINE 3.040	Supplies and Materials	\$ 396,000	\$	422,210	(\$26,210)	-6.62%
LINE 3.050	Capital Outlay and Equipment	\$ 66,500	\$	27,894	\$38,606	58.05%
LINE 3.06	INTERGOVERNMENTAL	\$ -	\$	-	\$0	
LINE 4.020	DEBT SERVICE - Notes	\$ -	\$	-	\$0	
LINE 4.060	DEBT SERVICE - Interest charges	\$ -	\$	-	\$0	
LINE 4.300	Other Objects	\$ 125,500	\$	118,276	\$7,224	5.76%
LINE 4.500	TOTAL EXPENDITURES	\$ 8,202,000	\$	8,321,066	(\$119,066)	-1.45%
			\$	-		
LINE 5.00	TRANSFERS OUT	\$ -	\$	-	\$0	
LINE 5.02	ADVANCES OUT	\$ -	\$	-	\$0	
LINE 5.03	ALL OTHER USES	\$ -	\$	-	\$0	
LINE 5.040	TOTAL OTHER USES	\$ -	\$	-	\$0	
LINE 5.050	TOTAL EXPENDITURES & USES	\$ 8,202,000	\$	8,321,066	(\$119,066)	-1.45%
		Estimate		Actual	Variance	
LINE 6.010	REVENUES OVER EXPENSES	\$ 1,608,406	\$	485,143	(\$1,123,263)	
LINE 7.020	ENDING CASH BALANCE	\$ 11,272,164	\$	10,148,901	(\$1,123,263)	
	Less Reserves	\$ (87,929)	\$	(87,929)	\$ -	
LINE 8.010	Less Outstanding Encumbrances	\$ (1,950,000)	\$	(1,868,713)	\$ 81,287	-4.17%
LINE 15.010	Unreserved Fund Balance	\$ 9,234,235	\$	8,192,259	(\$1,041,976)	-11.28%
		Estimate		Actual	Benchmark Yr. End	
	Salaries/Benefits as % of Revenue	66.2%		74.5%	80.1% or below	
	True Days Cash - Calendar Days on which can operate	138		121	90 or above optimal	

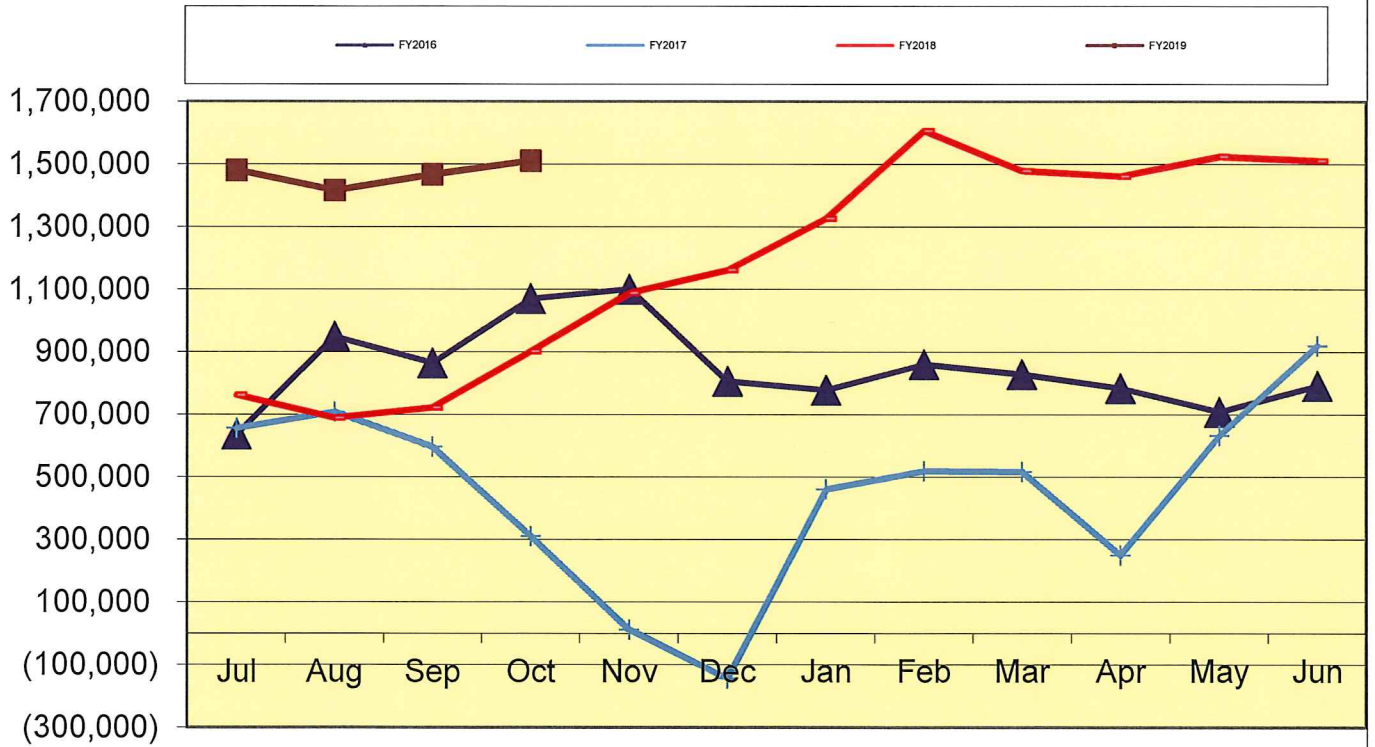
Lexington Local Schools General Fund Cash Balance



Lexington Local Schools Food Service Fund Cash Balance



Lexington Local Schools Employee Benefits Fund Cash Balance



Lexington Local Schools

**Permanent Improvement Fund
10/31/2018**

	Budgeted Amount	Actual Fiscal Year Expended	Current Encumbrances	Expenses / Encumbrances Over/Under Estimate	Remaining Estimated PI Project Costs
Instruction and Administration					
Instrumental Music Equipment	\$ 5,129.19	\$ 4,655.08	\$ 306.00	\$168.11	\$168.11
Western Reading Materials/Furniture	\$ 32,317.64	\$ 32,860.82	\$ 216.78	(\$759.96)	\$0.00
Central Reading Materials/Furniture	\$ 15,019.87	\$ 13,523.61	\$ 127.13	\$1,369.13	\$1,369.13
Central Music Equipment	\$ 933.55	\$ 1,098.28	\$ -	(\$164.73)	\$0.00
Western/Eastern Music Equipment	\$ 626.98	\$ 626.98	\$ -	\$0.00	\$0.00
3 Portable AED Units	\$ 4,647.21	\$ 4,361.41	\$ 205.15	\$80.65	\$0.00
Eastern Reading Books/Materials	\$ 10,240.54	\$ 1,868.80	\$ 8,370.13	\$1.61	\$0.00
Central Adjustable Desk Lift	\$ 425.44	\$ 369.95	\$ -	\$55.49	\$0.00
Western Guidance Table / Stools	\$ 895.82	\$ 257.80	\$ 612.24	\$25.78	\$0.00
JH Office Chairs	\$ 437.75	\$ 422.50	\$ -	\$15.25	\$0.00
JH PE Equipment	\$ 679.67	\$ -	\$ -	\$679.67	\$679.67
Security Office Equipment	\$ 1,308.82	\$ 1,365.10	\$ -	(\$56.28)	\$0.00
Central Reading Materials	\$ 3,000.00	\$ -	\$ -	\$3,000.00	\$3,000.00
Western Storage Cabinet	\$ 69.95	\$ -	\$ -	\$69.95	\$69.95
Western Music Room Chairs	\$ 1,264.44	\$ -	\$ -	\$1,264.44	\$1,264.44
Central Room Divider	\$ 500.88	\$ 500.88	\$ -	\$0.00	\$0.00
School Health Refrigerator	\$ 205.15	\$ -	\$ -	\$205.15	\$205.15
Maintenance					
HS Roof Project	\$ 26,553.00	\$ 26,553.00	\$ -	\$0.00	\$0.00
JH Roof Project	\$ 13,684.00	\$ 13,684.00	\$ -	\$0.00	\$0.00
JH Roof Project (FY18 Carryover)	\$ 6,553.00	\$ 6,553.00	\$ -	\$0.00	\$0.00
Eastern Concrete Curb/Walkway	\$ 13,300.00	\$ 13,340.00	\$ -	(\$40.00)	\$0.00
JH Chair Lift	\$ 20,000.00	\$ 16,950.00	\$ -	\$3,050.00	\$3,050.00
HS New Security Recording System	\$ 9,000.00	\$ 9,000.00	\$ -	\$0.00	\$0.00
Window Film Security	\$ 25,866.25	\$ -	\$ 25,866.25	\$0.00	\$0.00
Camera/Monitor Upgrades (Elementaries/JH)	\$ 33,259.69	\$ 33,260.03	\$ -	(\$0.34)	\$0.00
Bollards (Approx. 40)	\$ 24,700.00	\$ -	\$ 24,700.00	\$0.00	\$0.00
HS Parking Lot Trench Asphaltting	\$ 12,970.00	\$ -	\$ 14,015.00	(\$1,045.00)	\$0.00
Security Fencing Western/Eastern	\$ 8,908.00	\$ 8,900.00	\$ -	\$8.00	\$0.00
Transportation					
New buses	\$ 184,196.00	\$ 184,196.00	\$ -	\$0.00	\$0.00
Technology					
Computers, servers, tech equip., etc.	\$ 198,000.00	\$ 198,079.88	\$ 1,702.00	(\$1,781.88)	\$0.00
Food Service					
Food Service Equipment	\$ 751.85	\$ 260.00	\$ 491.85	\$0.00	\$0.00
Athletics and Student Activities					
HS Athletics Equipment	\$ 22,900.00	\$ 22,442.50	\$ -	\$457.50	\$457.50
Visitor Side FB Stadium Drainage System	\$ 3,780.00	\$ 3,780.00	\$ -	\$0.00	\$0.00
Portable AED Unit	\$ 1,549.07	\$ 1,406.17	\$ -	\$142.90	\$0.00
Fees					
Tax Collection Fees	\$ 14,500.00	\$ 4,986.39	\$ -	\$9,513.61	\$9,513.61
Totals					
	\$ 698,173.76	\$ 605,302.18	\$ 76,612.53	\$16,259.05	\$19,777.56
Total Budgeted	\$ 698,173.76				
Actual Cash Balance 7/1/18	\$ 44,751.40				
Revenues FY19 - Taxes from levy	\$ 263,119.42				
Expenditures FY19	(\$ 605,302.18)				
Current Cash Balance	(\$297,431.36)				
Current Encumbrances	\$ (76,612.53)				
Available Balance	(\$374,043.89)				
Remaining Estimated Revenues FY19 - Taxes from levy	\$ 436,880.58				
Less: Remaining Estimated PI Project Costs	(\$19,777.56)				
6/30/19 Estimated Carryover	\$ 43,059.13				

Lexington Local Schools

Food Service Fund 2018-19 vs. 2017-2018 vs. 2016-2017

							Beginning Balance 7/1/18	\$ 4,848
2018-2019 Through 10/31/18								
<i>Revenues</i>	District-Wide	High School	Junior High	Eastern	Central	Western		Total
Student Type A, Ezipay, Misc	\$ -	\$ 29,240	\$ 13,880	\$ 13,990	\$ 12,668	\$ 11,324	\$	\$ 81,102
Student Break, Milk & A La Carte	\$ -	\$ 14,401	\$ 3,880	\$ 2,896	\$ 1,524	\$ 1,795	\$	\$ 24,496
Adult & Misc revenues	\$ 3,946	\$ 1,273	\$ 332	\$ 881	\$ 898	\$ 700	\$	\$ 8,030
State Reimb	\$ -	\$ -	\$ -	\$ -	\$ -	\$ -	\$	\$ -
Federal Reimb	\$ -	\$ 10,494	\$ 7,494	\$ 12,705	\$ 8,195	\$ 7,137	\$	\$ 46,025
Transfer In	\$ -	\$ -	\$ -	\$ -	\$ -	\$ -	\$	\$ -
Total Revenues	\$ 3,946	\$ 55,408	\$ 25,586	\$ 30,472	\$ 23,285	\$ 20,956	\$	\$ 159,653
<i>Expenses</i>								
Wages	\$ 16,065	\$ 38,775	\$ 18,367	\$ 12,382	\$ 10,831	\$ 11,457	\$	\$ 107,877
Severance	\$ -	\$ -	\$ -	\$ -	\$ -	\$ -	\$	\$ -
Retirement	\$ 3,856	\$ 8,533	\$ 4,248	\$ 5,281	\$ 3,064	\$ 2,633	\$	\$ 27,615
Medical	\$ 9,565	\$ 17,388	\$ 8,412	\$ 11,527	\$ 2,649	\$ -	\$	\$ 49,541
Life, Dent, MC, WC	\$ 444	\$ 1,245	\$ 735	\$ 482	\$ 334	\$ 151	\$	\$ 3,391
Purch Serv, Repairs, Phone, Post:	\$ 1,908	\$ 839	\$ 709	\$ 472	\$ 472	\$ 472	\$	\$ 4,872
Supplies	\$ 1,064	\$ 13,263	\$ 7,215	\$ 9,702	\$ 3,450	\$ 3,498	\$	\$ 38,192
Food Costs	\$ -	\$ -	\$ -	\$ -	\$ -	\$ -	\$	\$ -
Equipment	\$ -	\$ -	\$ -	\$ -	\$ -	\$ -	\$	\$ -
Other Costs	\$ -	\$ -	\$ -	\$ -	\$ -	\$ -	\$	\$ -
Total Expenses	\$ 32,902	\$ 80,043	\$ 39,686	\$ 39,846	\$ 20,800	\$ 18,211	\$	\$ 231,488
Net Gain (Loss)	\$ (28,956)	\$ (24,635)	\$ (14,100)	\$ (9,374)	\$ 2,485	\$ 2,745	\$	\$ (71,835)
							Ending Cash Balance 10/31/18	\$ (66,987)

							Beginning Balance 7/1/17	\$ 13
2017-2018 Through 10/31/17								
<i>Revenues</i>	District-Wide	High School	Junior High	Eastern	Central	Western		Total
Student Type A, Ezipay, Misc	\$ -	\$ 30,514	\$ 11,707	\$ 14,803	\$ 10,860	\$ 9,324	\$	\$ 77,208
Student Break, Milk & A La Carte	\$ -	\$ 15,477	\$ 3,329	\$ 3,163	\$ 1,142	\$ 1,846	\$	\$ 24,957
Adult & Misc revenues	\$ 858	\$ 722	\$ 393	\$ 1,032	\$ 834	\$ 775	\$	\$ 4,614
State Reimb	\$ -	\$ -	\$ -	\$ -	\$ -	\$ -	\$	\$ -
Federal Reimb	\$ -	\$ -	\$ -	\$ -	\$ -	\$ -	\$	\$ -
Transfer In	\$ -	\$ -	\$ -	\$ -	\$ -	\$ -	\$	\$ -
Total Revenues	\$ 858	\$ 46,713	\$ 15,429	\$ 18,998	\$ 12,836	\$ 11,945	\$	\$ 106,779
<i>Expenses</i>								
Wages	\$ 15,861	\$ 37,942	\$ 16,851	\$ 11,880	\$ 11,733	\$ 11,198	\$	\$ 105,465
Severance	\$ -	\$ -	\$ -	\$ -	\$ -	\$ -	\$	\$ -
Retirement	\$ 3,796	\$ 10,640	\$ 3,456	\$ 4,097	\$ 4,297	\$ 2,825	\$	\$ 29,111
Medical	\$ 8,857	\$ 16,010	\$ 7,789	\$ 10,673	\$ 2,453	\$ -	\$	\$ 45,782
Life, Dent, MC, WC	\$ 427	\$ 1,087	\$ 679	\$ 451	\$ 335	\$ 151	\$	\$ 3,130
Purch Serv, Repairs, Phone, Post:	\$ 677	\$ 208	\$ 208	\$ 636	\$ 208	\$ 208	\$	\$ 2,145
Supplies	\$ 1,023	\$ -	\$ -	\$ -	\$ -	\$ -	\$	\$ 1,023
Food Costs	\$ -	\$ 17,465	\$ 6,534	\$ 12,215	\$ 3,421	\$ 2,950	\$	\$ 42,585
Equipment	\$ -	\$ -	\$ -	\$ -	\$ -	\$ -	\$	\$ -
Other Costs	\$ -	\$ -	\$ -	\$ -	\$ -	\$ -	\$	\$ -
Total Expenses	\$ 30,641	\$ 83,352	\$ 35,517	\$ 39,952	\$ 22,447	\$ 17,332	\$	\$ 229,241
Net Gain (Loss)	\$ (29,783)	\$ (36,639)	\$ (20,088)	\$ (20,954)	\$ (9,611)	\$ (5,387)	\$	\$ (122,462)
							Ending Cash Balance 10/31/17	\$ (122,449)

							Beginning Balance 7/1/16	\$ 2,553
2016-2017 Through 10/31/16								
<i>Revenues</i>	District-Wide	High School	Junior High	Eastern	Central	Western		Total
Student Type A, Ezipay, Misc	\$ -	\$ 31,318	\$ 13,108	\$ 13,228	\$ 10,807	\$ 10,348	\$	\$ 78,809
Student Break, Milk & A La Carte	\$ -	\$ 17,270	\$ 4,505	\$ 2,583	\$ 1,801	\$ 1,380	\$	\$ 27,539
Adult & Misc revenues	\$ 7,173	\$ 1,285	\$ 388	\$ 1,054	\$ 984	\$ 715	\$	\$ 11,599
State Reimb	\$ -	\$ -	\$ -	\$ -	\$ -	\$ -	\$	\$ -
Federal Reimb	\$ -	\$ 11,393	\$ 8,066	\$ 12,181	\$ 9,903	\$ 6,586	\$	\$ 48,129
Total Revenues	\$ 7,173	\$ 61,266	\$ 26,067	\$ 29,046	\$ 23,495	\$ 19,029	\$	\$ 166,076
<i>Expenses</i>								
Wages	\$ 15,627	\$ 37,314	\$ 19,320	\$ 12,978	\$ 10,776	\$ 10,700	\$	\$ 106,715
Severance	\$ -	\$ -	\$ -	\$ -	\$ -	\$ -	\$	\$ -
Retirement	\$ 3,719	\$ 11,873	\$ 3,783	\$ 5,654	\$ 2,860	\$ 2,084	\$	\$ 29,973
Medical	\$ 7,771	\$ 14,047	\$ 9,956	\$ 9,365	\$ -	\$ -	\$	\$ 41,139
Life, Dent, MC, WC	\$ 422	\$ 1,094	\$ 692	\$ 456	\$ 174	\$ 147	\$	\$ 2,985
Purch Serv, Repairs, Phone, Post:	\$ 1,030	\$ 3,465	\$ 1,148	\$ 538	\$ 538	\$ 538	\$	\$ 7,257
Supplies	\$ 2,007	\$ -	\$ -	\$ -	\$ -	\$ -	\$	\$ 2,007
Food Costs	\$ -	\$ 22,618	\$ 7,062	\$ 14,502	\$ 4,374	\$ 3,562	\$	\$ 52,118
Equipment	\$ -	\$ -	\$ -	\$ -	\$ -	\$ -	\$	\$ -
Other Costs	\$ -	\$ -	\$ -	\$ -	\$ -	\$ -	\$	\$ -
Total Expenses	\$ 30,576	\$ 90,411	\$ 41,961	\$ 43,493	\$ 18,722	\$ 17,031	\$	\$ 242,194
Net Gain (Loss)	\$ (23,403)	\$ (29,145)	\$ (15,894)	\$ (14,447)	\$ 4,773	\$ 1,998	\$	\$ (76,118)
							Ending Cash Balance 10/31/16	\$ (73,565)

Check#	Check Date	Org Sta	Vendor Paid	Check Amount	Status Date
083568	10/03/2018	W/R	CRIST, ALYSSA	675.00	10/09/2018
083569	10/03/2018	W/R	CDW-G	124.42	10/09/2018
083570	10/03/2018	W/R	CULLIGAN QUALITY WATER	37.00	10/10/2018
083571	10/03/2018	W/R	DRC/CTB	3,448.10	10/10/2018
083572	10/03/2018	W/R	J & B ACCOUSTICAL	258.30	10/09/2018
083573	10/03/2018	W/R	HAYES, JAMES	776.28	10/09/2018
083574	10/03/2018	W/R	LOW TEMP REFRIGERATION INC.	35.70	10/11/2018
083575	10/03/2018	W/R	MEDINA COUNTY SCHOOLS' ESC	60.00	10/10/2018
083576	10/03/2018	W/R	PEARSON ASSESSMENTS	2,251.58	10/09/2018
083577	10/03/2018	W/R	PRO-ED	297.00	10/10/2018
083578	10/03/2018	W/R	REALLY GOOD STUFF	58.43	10/12/2018
083579	10/03/2018	W/R	SCHOOL HEALTH CORP.	306.05	10/09/2018
083580	10/03/2018	W/R	SCHOOL SPECIALTY INC.	1,983.04	10/09/2018
083581	10/03/2018	W/R	SPORTS ADDIX	548.28	10/09/2018
083582	10/03/2018	W/W	BOWLING CLUB AT OHIO STATE	80.00	
083583	10/03/2018	W/R	TIERNEY BROTHERS INC	1,305.00	10/10/2018
083584	10/03/2018	W/R	WESTBROOK CC GOLF SHOP	3,990.00	10/09/2018
083585	10/03/2018	W/R	WILSON LANGUAGE TRAINING	1,487.16	10/11/2018
083586	10/04/2018	W/R	SPELLING OUT DYSLEXIA	300.00	10/12/2018
083587	10/04/2018	W/R	OMEA	275.00	10/24/2018
083588	10/04/2018	W/R	OMEA	1,100.00	10/24/2018
083589	10/04/2018	W/R	BENSON, DENISE	300.00	10/09/2018
083590	10/05/2018	W/R	GIFFORD, BRYAN T	500.00	10/10/2018
083591	10/05/2018	W/R	DAVIS, MICHAEL J	125.00	10/09/2018
083592	10/05/2018	W/R	RIGGLEMAN, RYAN	125.00	10/25/2018
083593	10/08/2018	W/W	HAMPTON INN- BOWLING GREEN	262.65	
083594	10/08/2018	W/R	KATHREIN, MICHAEL	70.00	10/12/2018
083595	10/08/2018	W/R	AMAZON.COM/ AMEX	11,360.74	10/15/2018
083596	10/08/2018	W/R	AMERICAN EXPRESS	299.00	10/15/2018
083597	10/08/2018	W/R	BLICK ART MATERIALS	181.32	10/15/2018
083598	10/08/2018	W/R	CALVERT EDUCATION	2,631.00	10/16/2018
083599	10/08/2018	W/R	CLEARWATER SYSTEMS	29.90	10/12/2018
083600	10/08/2018	W/R	GUILFORD PRESS	37.30	10/17/2018
083601	10/08/2018	W/R	HOOPER, JENNIFER	655.00	10/11/2018
083602	10/08/2018	W/W	MENARDS	6.32	
083603	10/08/2018	W/R	OMEA	240.00	10/26/2018
083604	10/08/2018	W/R	POST MASTER	550.00	10/12/2018
083605	10/08/2018	W/R	SCHOOL SPECIALTY INC.	653.76	10/12/2018
083606	10/08/2018	W/R	HOLLOWAY, SHEILA	300.00	10/12/2018
083607	10/08/2018	W/R	COLLEGE BOARD, THE	400.00	10/15/2018
083608	10/08/2018	W/R	US BANK	167.83	10/16/2018
083609	10/09/2018	W/R	RED HAWK RUN GOLF COURSE	150.00	10/16/2018
083610	10/09/2018	W/R	ADVANCED KEY & LOCK SHOP	15.00	10/15/2018
083611	10/09/2018	W/R	ADVANCED TURF SOLUTIONS	1,176.00	10/17/2018
083612	10/09/2018	W/R	AMERICAN TIME & SIGNAL	428.20	10/16/2018
083613	10/09/2018	W/R	B & B DRAIN SERVICE	400.00	10/16/2018
083614	10/09/2018	W/R	CAROTHERS PEST CONTROL LLC	125.00	10/22/2018
083615	10/09/2018	W/W	COWLES, CINDY	1,068.48	
083616	10/09/2018	W/R	EQUIPARTS	519.50	10/16/2018
083617	10/09/2018	W/R	NORTH CENTRAL STATE COLLEGE	10,943.54	10/17/2018
083618	10/09/2018	W/R	FURBAY/MANSFIELD ELECTRIC	41.00	10/15/2018
083619	10/09/2018	W/R	G & L SUPPLY CO.	57.61	10/16/2018

Check#	Check Date	Org Sta	Vendor Paid	Check Amount	Status Date
083620	10/09/2018	W/R	GERMAN'S BUS SALES & SERVICE	17,959.64	10/18/2018
083621	10/09/2018	W/R	HUGH O'BRIAN YOUTH LEADERSHIP	225.00	10/18/2018
083622	10/09/2018	W/R	HAYES, JAMES	776.28	10/16/2018
083623	10/09/2018	W/R	JOSTEN'S	1,582.85	10/17/2018
083624	10/09/2018	W/R	JULIAN & GRUBE, INC.	2,100.00	10/17/2018
083625	10/09/2018	W/R	FREEMAN, KAREN	89.38	10/12/2018
083626	10/09/2018	W/R	COLLINS, LINDA	510.38	10/12/2018
083627	10/09/2018	W/W	MENARDS	462.87	
083628	10/09/2018	W/R	ACORN DISTRIBUTORS, INC.	561.35	10/22/2018
083629	10/09/2018	W/R	NOVA LUNA EDUC & CONSULTING	972.00	10/16/2018
083630	10/09/2018	W/R	OCTM	100.00	10/16/2018
083631	10/09/2018	W/R	OHSBCA	20.00	10/16/2018
083632	10/09/2018	W/R	OIAAA-LTI	95.00	10/16/2018
083633	10/09/2018	W/R	OIAAATREASURER	85.00	10/16/2018
083634	10/09/2018	W/R	SCHMIDT SECURITY	266.20	10/15/2018
083635	10/09/2018	W/R	SCHOOL SPECIALTY INC.	197.23	10/17/2018
083636	10/09/2018	W/R	SUNBELT RENTALS	1,115.40	10/24/2018
083637	10/09/2018	W/R	OHIO BUREAU OF CRIMINAL IDENT.	438.00	10/18/2018
083638	10/09/2018	W/R	TREASURER, STATE OF OHIO	1,947.50	10/16/2018
083639	10/09/2018	W/R	TRUCK SALES & SERVICE, INC.	285.00	10/16/2018
083640	10/09/2018	W/R	VILLAGE OF LEXINGTON	5,656.72	10/16/2018
083641	10/09/2018	W/R	WOLFF BROS. SUPPLY, INC.	136.64	10/16/2018
083642	10/11/2018	W/R	ADVANCED TURF SOLUTIONS	1,694.00	10/17/2018
083643	10/11/2018	W/R	SIRINGER, BRITTANY	225.00	10/15/2018
083644	10/11/2018	W/R	CARDINAL BUS SALES & SERVICE	211.23	10/16/2018
083645	10/11/2018	W/R	CARDINAL RENTAL & SALES, LTD	277.76	10/22/2018
083646	10/11/2018	W/R	CDW-G	380.50	10/17/2018
083647	10/11/2018	W/R	CenturyLink	729.14	10/25/2018
083648	10/11/2018	W/R	CHARLES RITTER CO.	35.26	10/15/2018
083649	10/11/2018	W/R	CLEAR FORK VALLEY LOCAL	511.56	10/16/2018
083650	10/11/2018	W/R	CLEARWATER SYSTEMS	29.90	10/16/2018
083651	10/11/2018	W/R	CLEVELAND CLINIC CHILDREN'S	1,782.00	10/15/2018
083652	10/11/2018	W/R	SPELLING OUT DYSLEXIA	300.00	10/17/2018
083653	10/11/2018	W/R	EQUIPARTS	519.50	10/16/2018
083654	10/11/2018	W/R	FURBAY/MANSFIELD ELECTRIC	114.39	10/15/2018
083655	10/11/2018	W/R	J & B ACCOUSTICAL	79.34	10/15/2018
083656	10/11/2018	W/R	ROBERTS, JOE	17.98	10/16/2018
083657	10/11/2018	W/R	WEIDIG, KATHY	166.02	10/16/2018
083658	10/11/2018	W/R	KIMBALL MIDWEST	35.71	10/17/2018
083659	10/11/2018	W/R	LAGUNA CLAY COMPANY	2,083.05	10/17/2018
083660	10/11/2018	W/R	LEXINGTON LOCAL SCHOOLS	813.00	10/12/2018
083661	10/11/2018	W/R	LOWE'S HOME CENTER	336.29	10/18/2018
083662	10/11/2018	W/W	MENARDS	751.75	
083663	10/11/2018	W/R	KATHREIN, MICHAEL	16.99	10/22/2018
083664	10/11/2018	W/R	STAPLES, MITCHELL L	810.00	10/22/2018
083665	10/11/2018	W/R	MT BUSINESS TECHNOLOGIES, INC.	399.22	10/15/2018
083666	10/11/2018	W/R	MVD SPORTS	2,479.00	10/16/2018
083667	10/11/2018	W/R	CERTIPORT	4,295.00	10/17/2018
083668	10/11/2018	W/R	ACORN DISTRIBUTORS, INC.	189.88	10/17/2018
083669	10/11/2018	W/R	OHSBCA	40.00	10/23/2018
083670	10/11/2018	W/R	ORIENTAL TRADING COMPANY	86.95	10/16/2018
083671	10/11/2018	W/R	QUENCH	38.00	10/17/2018

Check#	Check Date	Org Sta	Vendor Paid	Check Amount	Status Date
083672	10/11/2018	W/R	BIGLEY, REBECCA-NON 1099	157.79	10/17/2018
083673	10/11/2018	W/R	RENWICK, WELSH & BURTON	6,210.00	10/22/2018
083674	10/11/2018	W/R	RUMPKE	850.60	10/22/2018
083675	10/11/2018	W/R	SCHMIDT SECURITY	15,816.68	10/17/2018
083676	10/11/2018	W/R	SCHOLASTIC CLASSROOM MAGAZINES	2,810.68	10/16/2018
083677	10/11/2018	W/R	SCHOOL HEALTH CORP.	399.00	10/17/2018
083678	10/11/2018	W/R	SCHOOL SPECIALTY INC.	12,459.61	10/17/2018
083679	10/11/2018	W/R	HOLLOWAY, SHEILA	240.00	10/15/2018
083680	10/11/2018	W/R	SIESEL DISTRIBUTING, LLC	733.90	10/17/2018
083681	10/11/2018	W/R	SOUTHEASTERN PERFORMANCE APPL.	440.84	10/18/2018
083682	10/11/2018	W/R	TEAM SPORTS, INC	255.00	10/17/2018
083683	10/11/2018	W/R	OHIO STATE UNIVERSITY	500.00	10/29/2018
083684	10/11/2018	W/R	THE READING WAREHOUSE	397.90	10/16/2018
083685	10/11/2018	W/R	VOLZ FENCING	4,800.00	10/23/2018
083686	10/11/2018	W/R	WINGATE BY WYNDHAM	54.50	10/17/2018
083687	10/11/2018	W/R	WOLFF BROS. SUPPLY, INC.	383.55	10/16/2018
083688	10/12/2018	W/R	ADVANCED TURF SOLUTIONS	1,039.50	10/23/2018
083689	10/12/2018	W/R	NICKLES BAKERY	752.09	10/22/2018
083690	10/12/2018	W/W	ALL OHIO COUNSELORS CONFERENCE	325.00	
083691	10/12/2018	W/R	BADERTSCHER, AMANDA	170.00	10/29/2018
083692	10/12/2018	W/W	NEER, CALEB	125.00	
083693	10/12/2018	W/V	CAROTHERS PEST CONTROL LLC	125.00	10/23/2018
083694	10/12/2018	W/R	FURBAY/MANSFIELD ELECTRIC	638.80	10/19/2018
083695	10/12/2018	W/R	AVITA HEALTH SYSTEM	165.00	10/19/2018
083696	10/12/2018	W/R	GRAINGER	98.78	10/22/2018
083697	10/12/2018	W/R	INTERNATIONAL EZ UP INC	3,030.00	10/24/2018
083698	10/12/2018	W/R	J & B ACCOUSTICAL	250.00	10/18/2018
083699	10/12/2018	W/R	VANHOUTEN, JON	125.00	10/22/2018
083700	10/12/2018	W/R	KELL ACE HARDWARE	198.34	10/23/2018
083701	10/12/2018	W/R	LEXIAN YEARBOOK	20.00	10/16/2018
083702	10/12/2018	W/R	MANSFIELD AUTO PARTS	1,160.31	10/26/2018
083703	10/12/2018	W/W	MENARDS	378.26	
083704	10/12/2018	W/R	MID-OHIO ED. SERVICE CENTER	1,174.20	10/18/2018
083705	10/12/2018	W/R	PEARSON ASSESSMENTS	1,774.45	10/19/2018
083706	10/12/2018	W/R	NORTH CENTRAL OHIO ESC	1,143.75	10/19/2018
083707	10/12/2018	W/R	OELMA CONFERENCE	120.00	10/30/2018
083708	10/12/2018	W/R	RC THERAPY SERVICES, INC.	8,262.75	10/23/2018
083709	10/12/2018	W/R	RENHILL GROUP, INC.	13,725.23	10/19/2018
083710	10/12/2018	W/R	RIGGLEMAN, RYAN	125.00	10/25/2018
083711	10/12/2018	W/R	SALVATION ARMY KROC CENTER	395.20	10/19/2018
083712	10/12/2018	W/W	ARNETT, SANDRA	15.00	
083713	10/12/2018	W/R	SCHMIDT SECURITY	11,175.01	10/18/2018
083714	10/12/2018	W/R	SCHOOL SPECIALTY INC.	771.82	10/22/2018
083715	10/12/2018	W/R	SMITHFOODS, INC	2,832.40	10/23/2018
083716	10/12/2018	W/R	STANDARD PLUMBING & HEATING CO	6,660.00	10/22/2018
083717	10/12/2018	W/R	THE CENTER FOR INDIVIDUAL &	6,062.50	10/22/2018
083718	10/12/2018	W/R	MCDANIEL, TRACY	403.92	10/23/2018
083719	10/12/2018	W/R	WEAVER, TROY J	125.00	10/30/2018
083720	10/12/2018	W/W	USI, INC.	164.40	
083721	10/12/2018	W/V	STIMA, VICKIE	27.25	10/24/2018
083722	10/12/2018	W/R	WOLFF BROS. SUPPLY, INC.	451.08	10/19/2018
083723	10/12/2018	W/R	WORNER ROOFING COMPANY	538.00	10/18/2018

Check#	Check Date	Org Sta	Vendor Paid	Check Amount	Status Date
083724	10/15/2018	B/B	BROWN, SARAH	30.00	
083725	10/15/2018	B/R	AGUIRRE, MARIA	30.00	10/22/2018
083726	10/15/2018	B/B	BEIREIS, DEIDRA	30.00	
083727	10/15/2018	B/R	KEITH, AMANDA	81.25	10/19/2018
083728	10/15/2018	B/R	TAYLOR, SYLVIA	16.00	10/29/2018
083729	10/15/2018	B/B	GUTH, MARY	16.00	
083730	10/15/2018	B/B	MORANDO, JAMES	16.00	
083731	10/15/2018	B/R	CAMILLO, LORI	30.00	10/22/2018
083732	10/17/2018	W/R	BAILEY POTTERY EQUIPMENT CORP	750.17	10/25/2018
083733	10/17/2018	W/R	BRIDGEWAY ACADEMY	5,252.00	10/25/2018
083734	10/17/2018	W/R	CARDINAL BUS SALES & SERVICE	1,456.81	10/23/2018
083735	10/17/2018	W/R	CHARLES RITTER CO.	112.79	10/22/2018
083736	10/17/2018	W/R	CLEVELAND CLINIC CHILDREN'S	1,131.00	10/22/2018
083737	10/17/2018	W/R	LOHR, DAWN	550.00	10/22/2018
083738	10/17/2018	W/R	DELL MARKETING L.P.	723.39	10/22/2018
083739	10/17/2018	W/R	BENSON, DENISE	100.00	10/22/2018
083740	10/17/2018	W/R	SPELLING OUT DYSLEXIA	250.00	10/23/2018
083741	10/17/2018	W/W	EGGERTON, GENELLE	206.58	
083742	10/17/2018	W/R	GIONINO'S PIZZERIA	92.00	10/25/2018
083743	10/17/2018	W/R	HILTON GARDEN INN COLUMBUS	318.00	10/23/2018
083744	10/17/2018	W/R	HOLLY'S BOOK RACK	825.00	10/22/2018
083745	10/17/2018	W/R	HYATT PLACE CINCINNATI NE	218.00	10/25/2018
083746	10/17/2018	W/R	ITsavvy	1,690.00	10/24/2018
083747	10/17/2018	W/R	KIMBALL MIDWEST	74.96	10/22/2018
083748	10/17/2018	W/R	LESCH BATTERY & POWER	310.00	10/22/2018
083749	10/17/2018	W/R	MAIN STREET MARKET	92.85	10/30/2018
083750	10/17/2018	W/R	MID-OHIO ED. SERVICE CENTER	220.00	10/22/2018
083751	10/17/2018	W/R	MUSICIAN'S FRIEND INC	7.99	10/25/2018
083752	10/17/2018	W/R	MVD SPORTS	944.80	10/30/2018
083753	10/17/2018	W/R	CERTIPORT	785.00	10/22/2018
083754	10/17/2018	W/R	ORIENTAL TRADING COMPANY	179.84	10/23/2018
083755	10/17/2018	W/R	PIONEER MANUFACTURING	1,530.00	10/24/2018
083756	10/17/2018	W/R	QUESTIONS UNLIMITED	30.00	10/29/2018
083757	10/17/2018	W/W	RESOURCES FOR EDUCATORS, INC.	239.00	
083758	10/17/2018	W/W	DeLUCA, SANDRA	8.00	
083759	10/17/2018	W/R	SC STRATEGIC SOLUTIONS LLC	109.80	10/25/2018
083760	10/17/2018	W/R	SCHOLASTIC BOOK FAIRS	3,620.78	10/23/2018
083761	10/17/2018	W/R	SCHOOL SPECIALTY INC.	1,263.34	10/22/2018
083762	10/17/2018	W/R	TEAM SPORTS, INC	9,273.00	10/24/2018
083763	10/17/2018	W/R	PERRY, TIFFANY	550.00	10/30/2018
083764	10/17/2018	W/R	SPRINGHILL SUITES COLUMBUS	99.00	10/22/2018
083765	10/18/2018	W/R	SCHAUB, RON	45.00	10/19/2018
083766	10/22/2018	W/R	CHARLES RITTER CO.	143.11	10/25/2018
083767	10/22/2018	W/R	COLUMBIA GAS OF OHIO	737.44	10/30/2018
083768	10/22/2018	W/R	DRC/CTB	620.40	10/29/2018
083769	10/22/2018	W/R	DIRECT ENERGY BUSINESS MARKETI	77.72	10/29/2018
083770	10/22/2018	W/W	DRUNK BUSTERS OF AMERICA, LLC	474.00	
083771	10/22/2018	W/W	GIONINO'S PIZZERIA	113.00	
083772	10/22/2018	W/R	HOUGHTON MIFFLIN HARCOURT	2,728.41	10/29/2018
083773	10/22/2018	W/W	HYPE SOCKS	262.81	
083774	10/22/2018	W/R	HAYES, JAMES	776.28	10/26/2018
083775	10/22/2018	W/R	BERRY, JENNIFER	439.63	10/26/2018

Check#	Check Date	Org Sta	Vendor Paid	Check Amount	Status Date
083776	10/22/2018	W/R	KAHL'S TELECOMMUNICATIONS	4,237.27	10/25/2018
083777	10/22/2018	W/R	McPEEK, KRISTEN	79.52	10/24/2018
083778	10/22/2018	W/R	MEDINA COUNTY SCHOOLS' ESC	240.00	10/26/2018
083779	10/22/2018	W/W	DAVIS, MICHAEL J	125.00	
083780	10/22/2018	W/R	MID-OHIO ED. SERVICE CENTER	592.00	10/25/2018
083781	10/22/2018	W/W	NATIONWIDE CHILDRENS HOSPITAL	51,060.00	
083782	10/22/2018	W/W	OHIO SCHOOL RESOURCE	312.00	
083783	10/22/2018	W/R	RENHILL GROUP, INC.	13,492.33	10/26/2018
083784	10/22/2018	W/R	KNUCKLES, RYAN	263.72	10/26/2018
083785	10/22/2018	W/R	SCHOOL SPECIALTY INC.	701.89	10/29/2018
083786	10/22/2018	W/R	HOLLOWAY, SHEILA	340.00	10/26/2018
083787	10/22/2018	W/R	TEAM SPORTS, INC	1,174.00	10/29/2018
083788	10/22/2018	W/R	TOM MILLER GRAPHIC DESIGN	600.00	10/29/2018
083789	10/22/2018	W/R	TRANSPORTATION ACCESSORIES CO.	329.02	10/29/2018
083790	10/22/2018	W/R	WEAVER, TROY J	125.00	10/30/2018
083791	10/22/2018	W/R	UCP OF GREATER CLEVELAND	8,400.00	10/29/2018
083792	10/22/2018	W/R	WILSON LANGUAGE TRAINING	26,500.00	10/30/2018
083793	10/23/2018	W/R	GRADY ENTERPRISES, INC.	1,120.68	10/26/2018
083794	10/23/2018	B/R	LYNSKEY, MARK	84.00	10/30/2018
083795	10/23/2018	B/B	ONDERAK, DAWN	53.00	
083796	10/23/2018	B/B	BENCE, STACEY	40.00	
083797	10/23/2018	B/B	LLAMAS, MARIA	73.00	
083798	10/23/2018	B/B	ELLIOTT, CRYSTAL & RICHARD	58.00	
083799	10/23/2018	B/R	NEFF, SARAH	36.00	10/26/2018
083800	10/23/2018	B/R	MANSFIELD, TAMMIE	87.00	10/31/2018
083801	10/23/2018	B/R	McCOY, JAMES & CYNTHIA	16.00	10/30/2018
083802	10/23/2018	W/R	POST MASTER	1,156.69	10/25/2018
083803	10/24/2018	W/R	BADERTSCHER, AMANDA	210.00	10/29/2018
083804	10/24/2018	W/W	LITTLE, ANDY J	250.00	
083805	10/24/2018	W/R	BALL, BENJAMIN	15.81	10/26/2018
083806	10/24/2018	W/R	BIO CORPORATION	304.71	10/31/2018
083807	10/24/2018	W/R	CBIZ BENEFITS & INSURANCE	2,750.00	10/29/2018
083808	10/24/2018	W/R	CHARLES RITTER CO.	95.21	10/29/2018
083809	10/24/2018	W/W	COWLES, CINDY	1,202.04	
083810	10/24/2018	W/W	BOND, DAVID A	53.96	
083811	10/24/2018	W/R	BENSON, DENISE	200.00	10/29/2018
083812	10/24/2018	W/R	SPELLING OUT DYSLEXIA	300.00	10/30/2018
083813	10/24/2018	W/R	FORGET-ME-NOT FLOWER SHOP, INC.	235.00	10/26/2018
083814	10/24/2018	W/W	FEUCHT, STEVEN G	40.00	
083815	10/24/2018	W/W	MOTTON, JAANA	25.00	
083816	10/24/2018	W/W	NWDAB	278.00	
083817	10/24/2018	W/R	TOMMELLEO, ROBERT J	26.16	10/25/2018
083818	10/24/2018	W/R	SCHOLASTIC INC.	126.40	10/31/2018
083819	10/24/2018	W/R	SCHOOL HEALTH CORP.	155.80	10/29/2018
083820	10/24/2018	W/R	SCHOOL SPECIALTY INC.	1,112.77	10/29/2018
083821	10/24/2018	W/R	HOLLOWAY, SHEILA	240.00	10/26/2018
083822	10/24/2018	W/R	STANTON SHEET MUSIC	297.00	10/29/2018
083823	10/24/2018	W/R	SCHEIBER, TODD	40.88	10/31/2018
083824	10/24/2018	W/W	VOLZ, TRICIA L. NON-1099	17.28	
083825	10/24/2018	W/R	WEAVER, TROY J	250.00	10/30/2018
083826	10/24/2018	W/R	VWR FUNDING INC	4,015.22	10/31/2018
083827	10/24/2018	W/W	WAL-MART DISCOUNT CITIES	1,311.99	

Check#	Check Date	Org Sta	Vendor Paid	Check Amount	Status Date
083828	10/24/2018	W/W	WAL-MART DISCOUNT CITIES	186.34	
083829	10/24/2018	W/R	STIMA, VICKIE	27.25	10/30/2018
083830	10/25/2018	W/W	HITMAN ENTERTAINMENT	170.00	
083831	10/25/2018	W/W	ORIENTAL TRADING COMPANY	49.95	
083832	10/26/2018	W/W	HAYES, JAMES	776.28	
083833	10/29/2018	W/W	CenturyLink	821.78	
083834	10/29/2018	W/W	AMERICAN ELECTRIC POWER	26,476.71	
083835	10/29/2018	W/W	CANNON, ASHTON	30.00	
083836	10/29/2018	W/W	AUTOMOTIVE DISTRIBUTORS WAREHS	22.20	
083837	10/29/2018	W/W	AWARDSMITH	76.50	
083838	10/29/2018	W/W	ENGELMAN, BRENDA	6.80	
083839	10/29/2018	W/W	BAKER, CONNIE	125.00	
083840	10/29/2018	W/W	HITE, CORTNEY	76.56	
083841	10/29/2018	W/W	NORTH CENTRAL STATE COLLEGE	108.75	
083842	10/29/2018	W/W	FEUCHT, STEVEN G	80.00	
083843	10/29/2018	W/W	HAYES, JAMES	776.28	
083844	10/29/2018	W/W	BERICK, JEANNETTE	125.00	
083845	10/29/2018	W/W	VANHOUTEN, JON	125.00	
083846	10/29/2018	W/W	LEWIS, MELISSA	67.97	
083847	10/29/2018	W/W	MID-OHIO ED. SERVICE CENTER	166.48	
083848	10/29/2018	W/W	HAMMAN, MIKE	95.13	
083849	10/29/2018	W/W	PEARSON ASSESSMENTS	618.45	
083850	10/29/2018	W/W	OHIO.NET INTERNET PROVIDERS	414.11	
083851	10/29/2018	W/W	BOGGS, ROBIN	50.00	
083852	10/29/2018	W/W	RIGGLEMAN, RYAN	125.00	
083853	10/29/2018	W/W	SCHMIDT SECURITY	15,268.34	
083854	10/29/2018	W/W	SCHOOL SPECIALTY INC.	116.19	
083855	10/29/2018	W/W	SMETZ'S TIRE SERVICE CENTER	1,303.80	
083856	10/29/2018	W/W	STAPLES	167.97	
083857	10/29/2018	W/W	TEAM SPORTS, INC	800.00	
083858	10/29/2018	W/W	US BANK	4,163.32	
083859	10/29/2018	W/W	HUNTER, VALERIE	120.50	
083860	10/29/2018	W/W	VERIZON WIRELESS	695.37	
083861	10/29/2018	W/W	VOLZ FENCING	4,100.00	
083862	10/30/2018	B/B	PATTERSON, EMILY	30.00	
083863	10/30/2018	B/B	STRICKLER, MEGAN	30.00	
083864	10/30/2018	B/B	PARRELLA, JOSIE	30.00	
083865	10/30/2018	B/B	SIZER, LIVIS	30.00	
083866	10/30/2018	B/B	BROWN, ANGELA	30.00	
083867	10/30/2018	B/B	WESTERHEIDE, MALLORY	30.00	
083868	10/30/2018	B/B	MYERS, EDWARD	52.00	
083869	10/30/2018	B/V	VALLE, JENNIFER	30.00	10/31/2018
083870	10/30/2018	B/B	LYNN, DANIELLE	22.00	
083871	10/30/2018	B/B	VALLE, JENNIFER	22.00	
083872	10/31/2018	W/W	ALICE TRAINING INSTITUTE LLC	100.99	
083873	10/31/2018	W/W	CDW-G	447.75	
083874	10/31/2018	W/W	COLORADO TIME SYSTEMS	9,500.00	
083875	10/31/2018	W/W	BENSON, DENISE	600.00	
083876	10/31/2018	W/W	FEUCHT, STEVEN G	40.00	
083877	10/31/2018	W/W	HOUGHTON MIFFLIN HARCOURT	293.40	
083878	10/31/2018	W/W	VANHOUTEN, JON	125.00	
083879	10/31/2018	W/W	KROGER COMPANY	166.90	

Date: 11/02/2018

C H E C K R E G I S T E R
Processing Month: October 2018
LEXINGTON LOCAL SCHOOLS

Page: 7
(CHKREG)

Check#	Check Date	Org Sta	Vendor Paid	Check Amount	Status Date
083880	10/31/2018	W/W	MARCO PHOTO	4,872.90	
083881	10/31/2018	W/W	DAVIS, MICHAEL J	125.00	
083882	10/31/2018	W/W	MINUTEMAN PRESS	249.64	
083883	10/31/2018	W/W	PEARSON ASSESSMENTS	843.15	
083884	10/31/2018	W/W	THEM, PETER	140.00	
083885	10/31/2018	W/W	KNUCKLES, RYAN	39.85	
083886	10/31/2018	W/W	RIGGLEMAN, RYAN	125.00	
083887	10/31/2018	W/W	SAM'S CLUB	532.02	
083888	10/31/2018	W/W	SCHOOL SPECIALTY INC.	280.31	
083889	10/31/2018	W/W	SMETZ'S TIRE SERVICE CENTER	676.28	
083890	10/31/2018	W/W	SUNBELT RENTALS	1,115.40	
083891	10/31/2018	W/W	WEAVER, TROY J	125.00	
083892	10/31/2018	W/W	WARD CUSTOM APPAREL	2,406.00	
083893	10/31/2018	W/W	LEXINGTON ATHLETIC DEPT.	3,115.00	
093595	10/08/2018	W/R	STONE RIDGE GOLF COURSE	258.00	10/11/2018
691228	10/05/2018	C/R	LEXINGTON SCHOOLS - PAYROLL	626,399.08	10/31/2018
691229	10/08/2018	M/M	MEMO-S.E.R.S.	3,129.53	
691230	10/08/2018	M/M	MEMO-S.T.R.S.	7,227.25	
691231	10/08/2018	M/M	LEXINGTON SCHOOLS - PAYROLL	8,467.81	
691232	10/09/2018	M/V	MEMO-MID OHIO ESC	16,025.94	10/10/2018
691233	10/09/2018	M/M	GORDON FOOD SERVICE	16,025.94	
691234	10/19/2018	C/R	LEXINGTON SCHOOLS - PAYROLL	576,737.35	10/31/2018
691235	10/16/2018	M/M	LEXINGTON SCHOOLS - PAYROLL	7,739.10	
691236	10/17/2018	M/M	ANTHEM BENEFIT SERVICES	364,529.30	
691237	10/17/2018	M/M	MEMO-S.E.R.S.	3,109.39	
691238	10/17/2018	M/M	MEMO-S.T.R.S.	6,889.15	
691239	10/30/2018	M/M	MEMO-MID OHIO ESC	6,572.30	
691241	10/31/2018	M/M	MEMO-S.E.R.S.	231.08	
691242	10/31/2018	M/M	MEMO-S.T.R.S.	114,500.00	
691243	10/31/2018	M/M	MEMO-S.E.R.S.	44,194.92	
Total Checks Issued				\$ 2,270,429.70	

TRANS NO	ITEM NO	TRANS DATE	STS	DESCRIPTION OR SOURCE	TI	FUND	RCPT	SPCC	SURJ	OPU	TRANS AMOUNT
072871	0001	10/01/2018	A	Preschool tuition	03	001	1211	0000	000000	500	100.00
072873	0001	10/02/2018	A	Tuition pymt	03	001	1211	0000	000000	000	2,480.52
072874	0001	10/02/2018	A	Tuition pymt	03	001	1211	0000	000000	000	1,240.26
072876	0001	10/02/2018	A	Preschool tuition	03	001	1211	0000	000000	500	300.00
072886	0001	10/03/2018	A	Preschool tuition	03	001	1211	0000	000000	500	100.00
072915	0001	10/05/2018	A	Preschool tuition	03	001	1211	0000	000000	500	100.00
072906	0001	10/09/2018	A	Preschool tuition	03	001	1211	0000	000000	500	400.00
072927	0001	10/11/2018	A	Preschool tuition	03	001	1211	0000	000000	500	200.00
072929	0001	10/12/2018	A	Preschool tuition	03	001	1211	0000	000000	500	250.00
072951	0001	10/16/2018	A	Preschool tuition	03	001	1211	0000	000000	500	600.00
072967	0001	10/19/2018	A	Preschool tuition	03	001	1211	0000	000000	500	100.00
073016	0001	10/26/2018	A	Preschool tuition	03	001	1211	0000	000000	500	110.00
073041	0001	10/30/2018	A	preschool tuition	03	001	1211	0000	000000	500	300.00
073043	0001	10/31/2018	A	preschool tuition	03	001	1211	0000	000000	500	600.00
RCPT CODE SUB-TOTAL:											6,880.78
072888	0012	10/13/2018	A	Open Enrollment Revenue	03	001	1227	0000	000000	000	35.12
072993	0012	10/26/2018	A	Open Enrollment Revenue	03	001	1227	0000	000000	000	958.16
RCPT CODE SUB-TOTAL:											993.28
073045	0001	10/31/2018	A	Richland Bank Interest	03	001	1410	0000	000000	000	15,520.63
RCPT CODE SUB-TOTAL:											15,520.63
072901	0001	10/05/2018	A	School fees	03	001	1740	0000	000000	100	105.00
072916	0002	10/05/2018	A	school fees	03	001	1740	0000	000000	400	56.00
072925	0001	10/12/2018	A	school fees	03	001	1740	0000	000000	100	99.00
072928	0001	10/12/2018	A	school fees	03	001	1740	0000	000000	500	40.00
072890	0001	10/15/2018	B	FEE REFUND- DEVIN	03	001	1740	0000	000000	300	30.00-
072891	0001	10/15/2018	B	FEE REFUND- GABRIEL	03	001	1740	0000	000000	300	30.00-
072892	0001	10/15/2018	B	FEE REFUND- AIDAN	03	001	1740	0000	000000	300	30.00-
072960	0001	10/17/2018	A	School fees	03	001	1740	0000	000000	500	20.00
072968	0001	10/19/2018	A	school fees	03	001	1740	0000	000000	300	40.00
072976	0002	10/22/2018	A	school fees	03	001	1740	0000	000000	400	687.00
072935	0001	10/23/2018	B	FEE REFUND- KAYLA	03	001	1740	0000	000000	100	84.00-
072936	0001	10/23/2018	B	FEE REFUND- ALISE PEACH	03	001	1740	0000	000000	100	53.00-
072937	0001	10/23/2018	B	FEE REFUND- CHELSEY	03	001	1740	0000	000000	100	40.00-
072938	0001	10/23/2018	B	FEE REFUND- ALEX	03	001	1740	0000	000000	100	73.00-
072939	0001	10/23/2018	B	FEE REFUND	03	001	1740	0000	000000	100	58.00-
072940	0001	10/23/2018	B	FEE REFUND- ISAAS	03	001	1740	0000	000000	100	36.00-
072941	0001	10/23/2018	B	FEE REFUND- MAKENNA	03	001	1740	0000	000000	100	87.00-
072980	0001	10/23/2018	A	school fees	03	001	1740	0000	000000	100	8.00

STATUS (STS) CODES:

A-RECEIPT B-REFUND OF RECEIPT V-VOID REFUND OF RECEIPT X-REDUCTION OF EXPENDITURE
 C-APPROPRIATION OR BUDGET MODIFICATIONS D-EXPENSE/SUPPLIES DISTRIBUTION F-FUND TO FUND TRANSFER

TRANS NO	ITEM NO	TRANS DATE	STS	DESCRIPTION OR SOURCE	TI	FUND	RCPT	SPEC	SUBJ	OPU	TRANS AMOUNT	
072991	0001	10/23/2018	A	school fees	03	001	1740	0000	000000	400	224.00	
073004	0001	10/24/2018	A	school fees	03	001	1740	0000	000000	400	196.00	
073007	0001	10/25/2018	A	school fees	03	001	1740	0000	000000	400	140.00	
073017	0001	10/26/2018	A	school fees	03	001	1740	0000	000000	400	140.00	
073021	0001	10/29/2018	A	school fees	03	001	1740	0000	000000	100	67.00	
073032	0001	10/29/2018	A	school fees	03	001	1740	0000	000000	500	20.00	
072994	0001	10/30/2018	B	FEE REFUND- ETHAN	03	001	1740	0000	000000	500	30.00-	
072995	0001	10/30/2018	B	FEE REFUND- CHLOE	03	001	1740	0000	000000	500	30.00-	
072996	0001	10/30/2018	B	FEE REFUND- BELLA	03	001	1740	0000	000000	500	30.00-	
072997	0001	10/30/2018	B	FEE REFUND- QU Aid	03	001	1740	0000	000000	500	30.00-	
072998	0001	10/30/2018	B	FEE REFUND- BRONSON	03	001	1740	0000	000000	500	30.00-	
072999	0001	10/30/2018	B	FEE REFUND- MICAH	03	001	1740	0000	000000	500	30.00-	
073000	0001	10/30/2018	B	FEE REFUND- HANNAH/KEITH	03	001	1740	0000	000000	100	52.00-	
073001	0001	10/30/2018	B	FEE REFUND-KATIE	03	001	1740	0000	000000	100	30.00-	
073002	0001	10/30/2018	B	FEE REFUND	03	001	1740	0000	000000	100	22.00-	
073003	0001	10/30/2018	B	FEE REFUND- KATIE	03	001	1740	0000	000000	100	22.00-	
073033	0001	10/30/2018	A	school fees	03	001	1740	0000	000000	400	28.00	
073040	0001	10/30/2018	A	school fees	03	001	1740	0000	000000	500	60.00	
073001	0001	10/31/2018	V	FEE REFUND-KATIE	03	001	1740	0000	000000	100	30.00	
073034	0001	10/31/2018	A	HS Fees - Pay For It	03	001	1740	0000	000000	100	141.00	
073034	0002	10/31/2018	A	Central Fees - Pay For It	03	001	1740	0000	000000	400	210.00	
073034	0003	10/31/2018	A	Jr High Fees - Pay For It	03	001	1740	0000	000000	400	52.00	
073034	0004	10/31/2018	A	Eastern Fees - Pay For It	03	001	1740	0000	000000	400	150.00	
073034	0005	10/31/2018	A	Western Fees - Pay For It	03	001	1740	0000	000000	400	240.00	
073042	0001	10/31/2018	A	school fees	03	001	1740	0000	000000	500	40.00	
073044	0001	10/31/2018	A	school fees	03	001	1740	0000	000000	400	56.00	
											RCPT CODE SUB-TOTAL:	2,022.00
072918	0001	10/11/2018	A	Building rental	03	001	1810	0000	000000	000	150.00	
											RCPT CODE SUB-TOTAL:	150.00
072923	0002	10/12/2018	A	Maintenance recycling	03	001	1890	0000	000000	000	114.51	
											RCPT CODE SUB-TOTAL:	114.51
072888	0001	10/13/2018	A	Opportunity Grant	03	001	3110	0000	000000	000	311,937.07	
072888	0002	10/13/2018	A	Targeted Assistance	03	001	3110	0000	000000	000	32,078.61	
072888	0003	10/13/2018	A	K-3 Literacy Funding	03	001	3110	0000	000000	000	5,771.33	
072888	0005	10/13/2018	A	Limited English Prof Funding	03	001	3110	0000	000000	000	197.11	
072888	0006	10/13/2018	A	Gifted Education Funding	03	001	3110	0000	000000	000	5,184.20	
072888	0007	10/13/2018	A	Transportation	03	001	3110	0000	000000	000	23,691.07	
072888	0008	10/13/2018	A	Special Education Funding	03	001	3110	0000	000000	000	45,574.43	

STATUS (STS) CODES:

A-RECEIPT B-REFUND OF RECEIPT V-VOID REFUND OF RECEIPT X-REDUCTION OF EXPENDITURE
 C-APPROPRIATION OR BUDGET MODIFICATIONS D-EXPENSE/SUPPLIES DISTRIBUTION F-FUND TO FUND TRANSFER

TRANS NO	ITEM NO	TRANS DATE	STS	DESCRIPTION OR SOURCE	TI	FUND	RCPT	SPOC	SUBJ	OPU	TRANS AMOUNT
072888	0010	10/13/2018	A	Preschool Special Educ Funding	03	001	3110	0000	000000	000	6,635.43
072888	0011	10/13/2018	A	Special Educ Transportation	03	001	3110	0000	000000	000	1,748.50
072993	0001	10/26/2018	A	Opportunity Grant	03	001	3110	0000	000000	000	309,243.01
072993	0002	10/26/2018	A	Targeted Assistance	03	001	3110	0000	000000	000	45,121.85
072993	0003	10/26/2018	A	K-3 Literacy Funding	03	001	3110	0000	000000	000	7,108.72
072993	0005	10/26/2018	A	Limited English Prof Funding	03	001	3110	0000	000000	000	59.53
072993	0006	10/26/2018	A	Gifted Education Funding	03	001	3110	0000	000000	000	5,077.34
072993	0007	10/26/2018	A	Transportation	03	001	3110	0000	000000	000	23,691.07
072993	0008	10/26/2018	A	Special Education Funding	03	001	3110	0000	000000	000	50,262.13
072993	0010	10/26/2018	A	Preschool Special Educ Funding	03	001	3110	0000	000000	000	6,635.43
072993	0011	10/26/2018	A	Special Educ Transportation	03	001	3110	0000	000000	000	1,748.50
RCPT CODE SUB-TOTAL:											881,765.33
072866	0001	10/04/2018	A	Homestead Real Est - Morrow	03	001	3132	0000	000000	000	2,758.69
072866	0002	10/04/2018	A	Homestead Emerg Levy-Morrow	03	001	3132	0000	000000	000	1,878.36
RCPT CODE SUB-TOTAL:											4,637.05
072888	0004	10/13/2018	A	Economic Disadvantaged Funding	03	001	3211	0000	000000	000	2,401.25
072993	0004	10/26/2018	A	Economic Disadvantaged Funding	03	001	3211	0000	000000	000	2,315.75
RCPT CODE SUB-TOTAL:											4,717.00
072888	0009	10/13/2018	A	Career Tech Education Funding	03	001	3219	0000	000000	000	659.28
072993	0009	10/26/2018	A	Career Tech Education Funding	03	001	3219	0000	000000	000	659.28
RCPT CODE SUB-TOTAL:											1,318.56
073035	0001	10/31/2018	A	MEDICAID Recd -10/25/18	03	001	3300	0000	000000	000	1,750.00
073035	0002	10/31/2018	A	MEDICAID Recd 10/18	03	001	3300	0000	000000	000	540.62
RCPT CODE SUB-TOTAL:											2,290.62
072979	0001	10/23/2018	A	BWC Transitional Grant 2017	03	001	5300	0000	000000	000	4,215.00
RCPT CODE SUB-TOTAL:											4,215.00
FUND CODE SUB-TOTAL:											924,624.76
072866	0003	10/04/2018	A	Homestead for PI Levy-Morrow	03	003	3132	0000	000000	000	247.75
RCPT CODE SUB-TOTAL:											247.75
FUND CODE SUB-TOTAL:											247.75

STATUS (STS) CODES:

A-RECEIPT B-REFUND OF RECEIPT V-VOID REFUND OF RECEIPT X-REDUCTION OF EXPENDITURE
 C-APPROPRIATION OR BUDGET MODIFICATIONS D-EXPENSE/SUPPLIES DISTRIBUTION F-FUND TO FUND TRANSFER

TRANS NO	ITEM NO	TRANS DATE	STS	DESCRIPTION OR SOURCE	TI	FUND	RCPT	SPCC	SUBJ	OPU	TRANS AMOUNT
073045	0004	10/31/2018	A	Richland Bank Interest	03	006	1410	0000	000000	000	0.00
RCPT CODE SUB-TOTAL:											0.00
072932	0026	10/05/2018	A	HS Breakfast	03	006	1511	0000	000000	100	104.35
072932	0027	10/05/2018	A	Jr. Hi Breakfast	03	006	1511	0000	000000	200	38.30
072932	0028	10/05/2018	A	Eastern Breakfast	03	006	1511	0000	000000	300	35.10
072932	0029	10/05/2018	A	Central Breakfast	03	006	1511	0000	000000	400	42.30
072932	0030	10/05/2018	A	Western Breakfast	03	006	1511	0000	000000	500	31.40
072977	0026	10/22/2018	A	HS Breakfast	03	006	1511	0000	000000	100	168.78
072977	0027	10/22/2018	A	Jr. Hi Breakfast	03	006	1511	0000	000000	200	36.15
072977	0028	10/22/2018	A	Eastern Breakfast	03	006	1511	0000	000000	300	34.20
072977	0029	10/22/2018	A	Central Breakfast	03	006	1511	0000	000000	400	33.30
072977	0030	10/22/2018	A	Western Breakfast	03	006	1511	0000	000000	500	22.20
072978	0026	10/22/2018	A	HS Breakfast	03	006	1511	0000	000000	100	92.55
072978	0027	10/22/2018	A	Jr. Hi Breakfast	03	006	1511	0000	000000	200	33.20
072978	0028	10/22/2018	A	Eastern Breakfast	03	006	1511	0000	000000	300	42.90
072978	0029	10/22/2018	A	Central Breakfast	03	006	1511	0000	000000	400	18.30
072978	0030	10/22/2018	A	Western Breakfast	03	006	1511	0000	000000	500	29.75
073019	0026	10/26/2018	A	HS Breakfast	03	006	1511	0000	000000	100	92.65
073019	0027	10/26/2018	A	Jr. Hi Breakfast	03	006	1511	0000	000000	200	33.95
073019	0028	10/26/2018	A	Eastern Breakfast	03	006	1511	0000	000000	300	31.20
073019	0029	10/26/2018	A	Central Breakfast	03	006	1511	0000	000000	400	33.30
073019	0030	10/26/2018	A	Western Breakfast	03	006	1511	0000	000000	500	32.90
073036	0026	10/31/2018	A	HS Breakfast	03	006	1511	0000	000000	100	49.15
073036	0027	10/31/2018	A	Jr. Hi Breakfast	03	006	1511	0000	000000	200	21.90
073036	0028	10/31/2018	A	Eastern Breakfast	03	006	1511	0000	000000	300	23.20
073036	0029	10/31/2018	A	Central Breakfast	03	006	1511	0000	000000	400	8.70
073036	0030	10/31/2018	A	Western Breakfast	03	006	1511	0000	000000	500	12.60
RCPT CODE SUB-TOTAL:											1,102.33
072932	0001	10/05/2018	A	HS Stu. Type A	03	006	1512	0000	000000	100	2,480.35
072932	0005	10/05/2018	A	HS RDA Stu. Type A	03	006	1512	0000	000000	100	1,575.70-
072932	0006	10/05/2018	A	Jr Hi Stu. Type A	03	006	1512	0000	000000	200	1,372.15
072932	0010	10/05/2018	A	Jr. Hi RDA Stu Type A	03	006	1512	0000	000000	200	327.40-
072932	0011	10/05/2018	A	Eastern Stu. Type A	03	006	1512	0000	000000	300	1,297.15
072932	0015	10/05/2018	A	Eastern RDA Stu. Type A	03	006	1512	0000	000000	300	752.98-
072932	0016	10/05/2018	A	Central Stu. Type A	03	006	1512	0000	000000	400	1,089.50
072932	0020	10/05/2018	A	Central RDA Stu. Type A	03	006	1512	0000	000000	400	333.68-
072932	0021	10/05/2018	A	Western Stu. Type A	03	006	1512	0000	000000	500	1,058.90
072932	0025	10/05/2018	A	Western RDA Stu. Type A	03	006	1512	0000	000000	500	854.85-
072893	0001	10/15/2018	B	LUNCH ACCOUNT REFUND- HAYDEN	03	006	1512	0000	000000	400	81.25-
072956	0001	10/16/2018	A	Refund of (JC) NSF check	03	006	1512	0000	000000	200	35.00

STATUS (STS) CODES:

A-RECEIPT B-REFUND OF RECEIPT V-VOID REFUND OF RECEIPT X-REDUCTION OF EXPENDITURE
 C-APPROPRIATION OR BUDGET MODIFICATIONS D-EXPENSE/SUPPLIES DISTRIBUTION F-FUND TO FUND TRANSFER

DATE: 11/02/2018
 TIME: 11:39

LEXINGTON LOCAL SCHOOLS
 TRANS. BY FUND/RCPT, ALL FUNDS
 DATES 10/01/2018 THRU 10/31/2018
 SORTED BY TRANSACTION DATE

PAGE: 5
 (RECLED)

TRANS NO	ITEM NO	TRANS DATE	STS	DESCRIPTION OR SOURCE	TI	FUND	RCPT	SPCC	SUBJ	OPU	TRANS AMOUNT
072977	0001	10/22/2018	A	HS Stu. Type A	03	006	1512	0000	000000	100	2,637.85
072977	0005	10/22/2018	A	HS RDA Stu. Type A	03	006	1512	0000	000000	100	1,417.85-
072977	0006	10/22/2018	A	Jr Hi Stu. Type A	03	006	1512	0000	000000	200	1,264.90
072977	0010	10/22/2018	A	Jr. Hi RDA Stu Type A	03	006	1512	0000	000000	200	1,181.99-
072977	0011	10/22/2018	A	Eastern Stu. Type A	03	006	1512	0000	000000	300	1,289.20
072977	0015	10/22/2018	A	Eastern RDA Stu. Type A	03	006	1512	0000	000000	300	583.09-
072977	0016	10/22/2018	A	Central Stu. Type A	03	006	1512	0000	000000	400	1,014.30
072977	0020	10/22/2018	A	Central RDA Stu. Type A	03	006	1512	0000	000000	400	664.30-
072977	0021	10/22/2018	A	Western Stu. Type A	03	006	1512	0000	000000	500	958.60
072977	0025	10/22/2018	A	Western RDA Stu. Type A	03	006	1512	0000	000000	500	703.80-
072978	0001	10/22/2018	A	HS Stu. Type A	03	006	1512	0000	000000	100	2,610.80
072978	0005	10/22/2018	A	HS RDA Stu. Type A	03	006	1512	0000	000000	100	1,615.93-
072978	0006	10/22/2018	A	Jr Hi Stu. Type A	03	006	1512	0000	000000	200	1,214.80
072978	0010	10/22/2018	A	Jr. Hi RDA Stu Type A	03	006	1512	0000	000000	200	692.90-
072978	0011	10/22/2018	A	Eastern Stu. Type A	03	006	1512	0000	000000	300	1,202.75
072978	0015	10/22/2018	A	Eastern RDA Stu. Type A	03	006	1512	0000	000000	300	610.20-
072978	0016	10/22/2018	A	Central Stu. Type A	03	006	1512	0000	000000	400	1,113.30
072978	0020	10/22/2018	A	Central RDA Stu. Type A	03	006	1512	0000	000000	400	696.51-
072978	0021	10/22/2018	A	Western Stu. Type A	03	006	1512	0000	000000	500	970.50
072978	0025	10/22/2018	A	Western RDA Stu. Type A	03	006	1512	0000	000000	500	560.85-
073019	0001	10/26/2018	A	HS Stu. Type A	03	006	1512	0000	000000	100	2,733.85
073019	0005	10/26/2018	A	HS RDA Stu. Type A	03	006	1512	0000	000000	100	1,280.47-
073019	0006	10/26/2018	A	Jr Hi Stu. Type A	03	006	1512	0000	000000	200	1,314.00
073019	0010	10/26/2018	A	Jr. Hi RDA Stu Type A	03	006	1512	0000	000000	200	768.70-
073019	0011	10/26/2018	A	Eastern Stu. Type A	03	006	1512	0000	000000	300	1,269.95
073019	0015	10/26/2018	A	Eastern RDA Stu. Type A	03	006	1512	0000	000000	300	844.96-
073019	0016	10/26/2018	A	Central Stu. Type A	03	006	1512	0000	000000	400	1,315.25
073019	0020	10/26/2018	A	Central RDA Stu. Type A	03	006	1512	0000	000000	400	669.30-
073019	0021	10/26/2018	A	Western Stu. Type A	03	006	1512	0000	000000	500	967.35
073019	0025	10/26/2018	A	Western RDA Stu. Type A	03	006	1512	0000	000000	500	857.15-
073034	0006	10/31/2018	A	HS Lunch - Pay For It	03	006	1512	0000	000000	100	7,024.95
073034	0007	10/31/2018	A	Jr High Lunch - Pay For It	03	006	1512	0000	000000	200	3,427.77
073034	0008	10/31/2018	A	Eastern Lunch - Pay For It	03	006	1512	0000	000000	300	2,829.07
073034	0009	10/31/2018	A	Central Lunch - Pay For It	03	006	1512	0000	000000	400	2,540.25
073034	0010	10/31/2018	A	Western Lunch - Pay For It	03	006	1512	0000	000000	500	3,205.15
073036	0001	10/31/2018	A	HS Stu. Type A	03	006	1512	0000	000000	100	1,531.80
073036	0005	10/31/2018	A	HS RDA Stu. Type A	03	006	1512	0000	000000	100	1,023.20-
073036	0006	10/31/2018	A	Jr Hi Stu. Type A	03	006	1512	0000	000000	200	783.80
073036	0010	10/31/2018	A	Jr. Hi RDA Stu Type A	03	006	1512	0000	000000	200	567.66-
073036	0011	10/31/2018	A	Eastern Stu. Type A	03	006	1512	0000	000000	300	764.35
073036	0015	10/31/2018	A	Eastern RDA Stu. Type A	03	006	1512	0000	000000	300	372.88-
073036	0016	10/31/2018	A	Central Stu. Type A	03	006	1512	0000	000000	400	669.10
073036	0020	10/31/2018	A	Central RDA Stu. Type A	03	006	1512	0000	000000	400	367.23-
073036	0021	10/31/2018	A	Western Stu. Type A	03	006	1512	0000	000000	500	590.40

STATUS (STS) CODES:

A-RECEIPT B-REFUND OF RECEIPT V-VOID REFUND OF RECEIPT X-REDUCTION OF EXPENDITURE
 C-APPROPRIATION OR BUDGET MODIFICATIONS D-EXPENSE/SUPPLIES DISTRIBUTION F-FUND TO FUND TRANSFER

TRANS NO	ITEM NO	TRANS DATE	STS	DESCRIPTION OR SOURCE	TI	FUND	RCPT	SPCC	SUBJ	OPU	TRANS AMOUNT
073036	0025	10/31/2018	A	Western RDA Stu. Type A	03	006	1512	0000	000000	500	399.75-
RCPT CODE SUB-TOTAL:											32,772.51
072932	0003	10/05/2018	A	HS Stu. ALa Carte	03	006	1513	0000	000000	100	1,232.35
072932	0008	10/05/2018	A	Jr. Hi Stu. Ala Carte	03	006	1513	0000	000000	200	347.70
072932	0013	10/05/2018	A	Eastern Stu. Ala Carte	03	006	1513	0000	000000	300	241.00
072932	0018	10/05/2018	A	Central Stu. Ala Carte	03	006	1513	0000	000000	400	61.85
072932	0023	10/05/2018	A	Western Stu. Ala Carte	03	006	1513	0000	000000	500	208.55
072977	0003	10/22/2018	A	HS Stu. ALa Carte	03	006	1513	0000	000000	100	1,281.00
072977	0008	10/22/2018	A	Jr. Hi Stu. Ala Carte	03	006	1513	0000	000000	200	360.70
072977	0013	10/22/2018	A	Eastern Stu. Ala Carte	03	006	1513	0000	000000	300	247.57
072977	0018	10/22/2018	A	Central Stu. Ala Carte	03	006	1513	0000	000000	400	122.75
072977	0023	10/22/2018	A	Western Stu. Ala Carte	03	006	1513	0000	000000	500	113.50
072978	0003	10/22/2018	A	HS Stu. ALa Carte	03	006	1513	0000	000000	100	1,278.20
072978	0008	10/22/2018	A	Jr. Hi Stu. Ala Carte	03	006	1513	0000	000000	200	307.20
072978	0013	10/22/2018	A	Eastern Stu. Ala Carte	03	006	1513	0000	000000	300	243.50
072978	0018	10/22/2018	A	Central Stu. Ala Carte	03	006	1513	0000	000000	400	138.50
072978	0023	10/22/2018	A	Western Stu. Ala Carte	03	006	1513	0000	000000	500	176.50
073019	0003	10/26/2018	A	HS Stu. ALa Carte	03	006	1513	0000	000000	100	1,408.95
073019	0008	10/26/2018	A	Jr. Hi Stu. Ala Carte	03	006	1513	0000	000000	200	361.70
073019	0013	10/26/2018	A	Eastern Stu. Ala Carte	03	006	1513	0000	000000	300	221.25
073019	0018	10/26/2018	A	Central Stu. Ala Carte	03	006	1513	0000	000000	400	94.75
073019	0023	10/26/2018	A	Western Stu. Ala Carte	03	006	1513	0000	000000	500	139.00
073036	0003	10/31/2018	A	HS Stu. ALa Carte	03	006	1513	0000	000000	100	818.20
073036	0008	10/31/2018	A	Jr. Hi Stu. Ala Carte	03	006	1513	0000	000000	200	216.40
073036	0013	10/31/2018	A	Eastern Stu. Ala Carte	03	006	1513	0000	000000	300	172.80
073036	0018	10/31/2018	A	Central Stu. Ala Carte	03	006	1513	0000	000000	400	85.75
073036	0023	10/31/2018	A	Western Stu. Ala Carte	03	006	1513	0000	000000	500	68.75
RCPT CODE SUB-TOTAL:											9,948.42
072932	0002	10/05/2018	A	HS Stu. Milk	03	006	1514	0000	000000	100	21.00
072932	0007	10/05/2018	A	Jr. Hi. Stu Milk	03	006	1514	0000	000000	200	3.00
072932	0012	10/05/2018	A	Eastern Stu. Milk	03	006	1514	0000	000000	300	8.50
072932	0017	10/05/2018	A	Central Stu. Milk	03	006	1514	0000	000000	400	6.50
072932	0022	10/05/2018	A	Western Stu. Milk	03	006	1514	0000	000000	500	14.50
072977	0002	10/22/2018	A	HS Stu. Milk	03	006	1514	0000	000000	100	20.50
072977	0007	10/22/2018	A	Jr. Hi. Stu Milk	03	006	1514	0000	000000	200	7.00
072977	0012	10/22/2018	A	Eastern Stu. Milk	03	006	1514	0000	000000	300	6.50
072977	0017	10/22/2018	A	Central Stu. Milk	03	006	1514	0000	000000	400	10.00
072977	0022	10/22/2018	A	Western Stu. Milk	03	006	1514	0000	000000	500	18.50
072978	0002	10/22/2018	A	HS Stu. Milk	03	006	1514	0000	000000	100	25.50
072978	0007	10/22/2018	A	Jr. Hi. Stu Milk	03	006	1514	0000	000000	200	3.50

STATUS (STS) CODES:

A-RECEIPT B-REFUND OF RECEIPT V-VOID REFUND OF RECEIPT X-REDUCTION OF EXPENDITURE
 C-APPROPRIATION OR BUDGET MODIFICATIONS D-EXPENSE/SUPPLIES DISTRIBUTION F-FUND TO FUND TRANSFER

TRANS NO	ITEM NO	TRANS DATE	STS	DESCRIPTION OR SOURCE	TI	FUND	RCPT	SPOC	SUBJ	OPU	TRANS AMOUNT
072978	0012	10/22/2018	A	Eastern Stu. Milk	03	006	1514	0000	000000	300	15.00
072978	0017	10/22/2018	A	Central Stu. Milk	03	006	1514	0000	000000	400	11.50
072978	0022	10/22/2018	A	Western Stu. Milk	03	006	1514	0000	000000	500	19.50
073019	0002	10/26/2018	A	HS Stu. Milk	03	006	1514	0000	000000	100	28.50
073019	0007	10/26/2018	A	Jr. Hi. Stu Milk	03	006	1514	0000	000000	200	3.00
073019	0012	10/26/2018	A	Eastern Stu. Milk	03	006	1514	0000	000000	300	10.00
073019	0017	10/26/2018	A	Central Stu. Milk	03	006	1514	0000	000000	400	7.50
073019	0022	10/26/2018	A	Western Stu. Milk	03	006	1514	0000	000000	500	15.50
073036	0002	10/31/2018	A	HS Stu. Milk	03	006	1514	0000	000000	100	13.50
073036	0007	10/31/2018	A	Jr. Hi. Stu Milk	03	006	1514	0000	000000	200	0.00
073036	0012	10/31/2018	A	Eastern Stu. Milk	03	006	1514	0000	000000	300	6.50
073036	0017	10/31/2018	A	Central Stu. Milk	03	006	1514	0000	000000	400	4.50
073036	0022	10/31/2018	A	Western Stu. Milk	03	006	1514	0000	000000	500	10.50
RCPT CODE SUB-TOTAL:											290.50
072932	0004	10/05/2018	A	HS Adult Ala Carte	03	006	1523	0000	000000	100	111.95
072932	0009	10/05/2018	A	Jr. Hi Adult Ala Carte	03	006	1523	0000	000000	200	36.50
072932	0014	10/05/2018	A	Eastern Adult Ala Carte	03	006	1523	0000	000000	300	17.00
072932	0019	10/05/2018	A	Central Adult Ala Carte	03	006	1523	0000	000000	400	20.00
072932	0024	10/05/2018	A	Western Adult Ala Carte	03	006	1523	0000	000000	500	581.00
072977	0004	10/22/2018	A	HS Adult Ala Carte	03	006	1523	0000	000000	100	136.20
072977	0009	10/22/2018	A	Jr. Hi Adult Ala Carte	03	006	1523	0000	000000	200	29.75
072977	0014	10/22/2018	A	Eastern Adult Ala Carte	03	006	1523	0000	000000	300	304.00
072977	0019	10/22/2018	A	Central Adult Ala Carte	03	006	1523	0000	000000	400	43.60
072977	0024	10/22/2018	A	Western Adult Ala Carte	03	006	1523	0000	000000	500	6.50
072978	0004	10/22/2018	A	HS Adult Ala Carte	03	006	1523	0000	000000	100	122.85
072978	0009	10/22/2018	A	Jr. Hi Adult Ala Carte	03	006	1523	0000	000000	200	33.00
072978	0014	10/22/2018	A	Eastern Adult Ala Carte	03	006	1523	0000	000000	300	297.00
072978	0019	10/22/2018	A	Central Adult Ala Carte	03	006	1523	0000	000000	400	46.75
072978	0024	10/22/2018	A	Western Adult Ala Carte	03	006	1523	0000	000000	500	6.25
073019	0004	10/26/2018	A	HS Adult Ala Carte	03	006	1523	0000	000000	100	123.75
073019	0009	10/26/2018	A	Jr. Hi Adult Ala Carte	03	006	1523	0000	000000	200	26.50
073019	0014	10/26/2018	A	Eastern Adult Ala Carte	03	006	1523	0000	000000	300	57.75
073019	0019	10/26/2018	A	Central Adult Ala Carte	03	006	1523	0000	000000	400	668.75
073019	0024	10/26/2018	A	Western Adult Ala Carte	03	006	1523	0000	000000	500	23.25
073036	0004	10/31/2018	A	HS Adult Ala Carte	03	006	1523	0000	000000	100	85.90
073036	0009	10/31/2018	A	Jr. Hi Adult Ala Carte	03	006	1523	0000	000000	200	10.50
073036	0014	10/31/2018	A	Eastern Adult Ala Carte	03	006	1523	0000	000000	300	21.50
073036	0019	10/31/2018	A	Central Adult Ala Carte	03	006	1523	0000	000000	400	13.75
073036	0024	10/31/2018	A	Western Adult Ala Carte	03	006	1523	0000	000000	500	7.75
RCPT CODE SUB-TOTAL:											2,831.75

STATUS (STS) CODES:

A-RECEIPT B-REFUND OF RECEIPT V-VOID REFUND OF RECEIPT X-REDUCTION OF EXPENDITURE
 C-APPROPRIATION OR BUDGET MODIFICATIONS D-EXPENSE/SUPPLIES DISTRIBUTION F-FUND TO FUND TRANSFER

TRANS NO	ITEM NO	TRANS DATE	STS	DESCRIPTION OR SOURCE	TI	FUND	RCPT	SPEC	SUBJ	OPU	TRANS AMOUNT
073022	0001	10/29/2018	A	Coke Commission Food Service	03	006	1851	0000	000000	000	55.93
RCPT CODE SUB-TOTAL:											55.93
072945	0001	10/12/2018	A	Pre School snacks	03	006	1890	0000	000000	000	813.00
RCPT CODE SUB-TOTAL:											813.00
072944	0001	10/23/2018	A	Federal Reimb Lunch High	03	006	4120	0000	000000	100	9,981.24
072944	0002	10/23/2018	A	Federal Reimb Lunch Jr High	03	006	4120	0000	000000	200	7,008.35
072944	0003	10/23/2018	A	Federal Reimb Lunch Central	03	006	4120	0000	000000	400	7,460.86
072944	0004	10/23/2018	A	Federal Reimb Lunch East	03	006	4120	0000	000000	300	11,176.60
072944	0005	10/23/2018	A	Federal Reimb Lunch Western	03	006	4120	0000	000000	500	6,174.10
072944	0006	10/23/2018	A	Fed Reimb Breakfast - High	03	006	4120	0000	000000	100	512.54
072944	0007	10/23/2018	A	Federal Reimb Breakfast - Jr H	03	006	4120	0000	000000	200	469.64
072944	0008	10/23/2018	A	Federal Reimb Break - Central	03	006	4120	0000	000000	400	697.28
072944	0009	10/23/2018	A	Federal Reimb Break - East	03	006	4120	0000	000000	300	1,522.34
072944	0010	10/23/2018	A	Federal Reimb Break - Western	03	006	4120	0000	000000	500	857.23
072944	0011	10/23/2018	A	Preschool Milk - Western	03	006	4120	1280	000000	500	105.88
073024	0001	10/29/2018	A	Federal Reimb Lunch Jr High	03	006	4120	0000	000000	200	16.28
073024	0002	10/29/2018	A	Federal Reimb Lunch East	03	006	4120	0000	000000	300	5.92
073024	0003	10/29/2018	A	Federal Reimb Break - Central	03	006	4120	0000	000000	400	37.20
RCPT CODE SUB-TOTAL:											46,025.46
FUND CODE SUB-TOTAL:											93,839.90
073045	0005	10/31/2018	A	Richland Bank Interest	03	007	1410	9100	000000	000	22.39
RCPT CODE SUB-TOTAL:											22.39
072902	0001	10/09/2018	A	Merritt scholarship fund	03	007	1820	9100	000000	100	40.00
RCPT CODE SUB-TOTAL:											40.00
FUND CODE SUB-TOTAL:											62.39
073045	0003	10/31/2018	A	Richland Bank Interest	03	007	1410	9800	000000	000	20.32
RCPT CODE SUB-TOTAL:											20.32
FUND CODE SUB-TOTAL:											20.32

STATUS (STS) CODES:

A-RECEIPT B-REFUND OF RECEIPT V-VOID REFUND OF RECEIPT X-REDUCTION OF EXPENDITURE
 C-APPROPRIATION OR BUDGET MODIFICATIONS D-EXPENSE/SUPPLIES DISTRIBUTION F-FUND TO FUND TRANSFER

TRANS NO	ITEM NO	TRANS DATE	STS	DESCRIPTION OR SOURCE	TI	FUND	RCPT	SPCC	SUBJ	OPU	TRANS AMOUNT	
072900	0001	10/05/2018	A	MD Coffee service	03	018	1690	9100	000000	000	43.92	
072933	0001	10/05/2018	A	MD Coffee service	03	018	1690	9100	000000	000	43.92-	
072933	0002	10/05/2018	A	MD Coffee service	03	018	1690	9100	000000	000	46.92	
072905	0001	10/09/2018	A	PSAT	03	018	1690	9100	000000	000	208.00	
072921	0001	10/12/2018	A	PSAT	03	018	1690	9100	000000	000	176.00	
072924	0001	10/12/2018	A	MD Coffee service	03	018	1690	9100	000000	000	52.97	
072894	0001	10/15/2018	B	PSAT REFUND- SYLVIA	03	018	1690	9100	000000	000	16.00-	
072895	0001	10/15/2018	B	PSAT REFUND- MARY GUTH	03	018	1690	9100	000000	000	16.00-	
072896	0001	10/15/2018	B	PSAT REFUND- GABRIEL	03	018	1690	9100	000000	000	16.00-	
072942	0001	10/23/2018	B	PSAT REFUND- KENTON	03	018	1690	9100	000000	000	16.00-	
073014	0001	10/26/2018	A	MD coffee service	03	018	1690	9100	000000	000	60.55	
073022	0002	10/29/2018	A	Coke Commission High	03	018	1690	9100	000000	000	42.81	
											RCPT CODE SUB-TOTAL:	523.25
											FUND CODE SUB-TOTAL:	523.25
072869	0001	10/01/2018	A	School fees princ acct	03	018	1620	9200	000000	000	14.00	
											RCPT CODE SUB-TOTAL:	14.00
073022	0005	10/29/2018	A	Coke Commission Jr High	03	018	1690	9200	000000	000	0.00	
											RCPT CODE SUB-TOTAL:	0.00
											FUND CODE SUB-TOTAL:	14.00
072969	0001	10/19/2018	A	school store revenue	03	018	1620	9300	000000	000	284.00	
											RCPT CODE SUB-TOTAL:	284.00
073022	0004	10/29/2018	A	Coke Commission East	03	018	1690	9300	000000	000	10.75	
											RCPT CODE SUB-TOTAL:	10.75
072914	0001	10/05/2018	A	5th gr fieldtrip	03	018	1820	9300	000000	000	395.20	
072970	0002	10/23/2018	A	Run Club Revenues	03	018	1820	9300	000000	000	206.68-	
											RCPT CODE SUB-TOTAL:	188.52
											FUND CODE SUB-TOTAL:	483.27

STATUS (STS) CODES:

A-RECEIPT B-REFUND OF RECEIPT V-VOID REFUND OF RECEIPT X-REDUCTION OF EXPENDITURE
 C-APPROPRIATION OR BUDGET MODIFICATIONS D-EXPENSE/SUPPLIES DISTRIBUTION F-FUND TO FUND TRANSFER

TRANS NO	ITEM NO	TRANS DATE	STS	DESCRIPTION OR SOURCE	TI	FUND	RCPT	SPCC	SUBJ	DFU	TRANS AMOUNT	
072970	0001	10/23/2018	A	Run Club Revenues	03	018	1630	9303	000000	000	206.68	
											RCPT CODE SUB-TOTAL:	206.68
											FUND CODE SUB-TOTAL:	206.68
072916	0001	10/05/2018	A	school fees princ acct	03	018	1630	9400	000000	000	4.00	
072976	0001	10/22/2018	A	School fees princ acct	03	018	1630	9400	000000	000	48.00	
072991	0002	10/23/2018	A	school fees princ acct	03	018	1630	9400	000000	000	16.00	
073004	0002	10/24/2018	A	school fees princ acct	03	018	1630	9400	000000	000	14.00	
073007	0002	10/25/2018	A	school fees princ acct	03	018	1630	9400	000000	000	10.00	
073017	0002	10/26/2018	A	school fees princ acct	03	018	1630	9400	000000	000	10.00	
073033	0002	10/30/2018	A	school fees princ acct	03	018	1630	9400	000000	000	2.00	
073044	0002	10/31/2018	A	school fees princ acct	03	018	1630	9400	000000	000	4.00	
											RCPT CODE SUB-TOTAL:	108.00
											FUND CODE SUB-TOTAL:	108.00
072975	0001	10/22/2018	A	Bookfair money	03	018	1890	9401	000000	000	384.77	
072990	0001	10/23/2018	A	Bookfair money	03	018	1890	9401	000000	000	581.05	
073005	0001	10/24/2018	A	Bookfair money	03	018	1890	9401	000000	000	761.32	
073006	0001	10/25/2018	A	Bookfair money	03	018	1890	9401	000000	000	497.20	
073018	0001	10/26/2018	A	Bookfair money	03	018	1890	9401	000000	000	223.76	
											RCPT CODE SUB-TOTAL:	2,448.10
											FUND CODE SUB-TOTAL:	2,448.10
072928	0002	10/12/2018	A	school fees princ acct	03	018	1630	9500	000000	000	20.00	
072960	0002	10/17/2018	A	school fees princ acct	03	018	1630	9500	000000	000	10.00	
073032	0002	10/29/2018	A	school fees princ acct	03	018	1630	9500	000000	000	10.00	
073040	0002	10/30/2018	A	school fees princ acct	03	018	1630	9500	000000	000	30.00	
073042	0002	10/31/2018	A	school fees princ acct	03	018	1630	9500	000000	000	20.00	
											RCPT CODE SUB-TOTAL:	90.00
073022	0003	10/29/2018	A	Coke Commission Wester	03	018	1690	9500	000000	000	0.00	
											RCPT CODE SUB-TOTAL:	0.00
											FUND CODE SUB-TOTAL:	90.00

STATUS (STS) CODES:

A-RECEIPT B-REFUND OF RECEIPT V-VOID REFUND OF RECEIPT X-REDUCTION OF EXPENDITURE
 C-APPROPRIATION OR BUDGET MODIFICATIONS D-EXPENSE/SUPPLIES DISTRIBUTION F-FUND TO FUND TRANSFER

TRANS NO	ITEM NO	TRANS DATE	STS	DESCRIPTION OR SOURCE	TI	FUND	RCPT	SPCD	SUBJ	OPU	TRANS AMOUNT
072877	0001	10/02/2018	A	Western BookFair money	03	018	1890	9501	000000	000	567.92
072885	0001	10/03/2018	A	Bookfair money	03	018	1890	9501	000000	000	794.31
072898	0001	10/09/2018	A	Book Fair money	03	018	1890	9501	000000	000	2,260.89
RCPT CODE SUB-TOTAL:											3,623.12
FUND CODE SUB-TOTAL:											3,623.12
072917	0003	10/11/2018	A	PTO Recycling-Central	03	019	1890	9121	000000	000	8.19
072948	0003	10/16/2018	A	PTO Recycling-Central	03	019	1890	9121	000000	000	5.48
RCPT CODE SUB-TOTAL:											13.67
FUND CODE SUB-TOTAL:											13.67
072917	0001	10/11/2018	A	PTO Recycling-Eastern	03	019	1890	9122	000000	000	8.20
072948	0001	10/16/2018	A	PTO Recycling-Eastern	03	019	1890	9122	000000	000	5.48
RCPT CODE SUB-TOTAL:											13.68
FUND CODE SUB-TOTAL:											13.68
072917	0002	10/11/2018	A	PTO Recycling-Western	03	019	1890	9123	000000	000	8.20
072948	0002	10/16/2018	A	PTO Recycling-Western	03	019	1890	9123	000000	000	5.48
RCPT CODE SUB-TOTAL:											13.68
FUND CODE SUB-TOTAL:											13.68
072957	0001	10/16/2018	A	Boys Sect Soccer Tourn 10/15	03	022	1615	9601	000000	000	606.00
072972	0001	10/17/2018	A	VB Sect Tourn adm 10/16	03	022	1615	9601	000000	000	582.00
072985	0001	10/18/2018	A	Sect boys soccer tourn 10/17	03	022	1615	9601	000000	000	536.00
072966	0001	10/19/2018	A	Girls sect soccer adm 10/18	03	022	1615	9601	000000	000	620.00
072983	0001	10/23/2018	A	Dist boys soccer tourn 10/22	03	022	1615	9601	000000	000	922.00
072983	0002	10/23/2018	A	Dist Boys soccer shortage adm	03	022	1615	9601	000000	000	8.00-
072985	0001	10/23/2018	A	Boys soccer Dist Tourn 10/22	03	022	1615	9601	000000	000	1,324.00
073011	0001	10/26/2018	A	Boys Soccer dist tourn adm	03	022	1615	9601	000000	000	2,878.00
RCPT CODE SUB-TOTAL:											7,460.00
FUND CODE SUB-TOTAL:											7,460.00

STATUS (STS) CODES:

A-RECEIPT B-REFUND OF RECEIPT V-VOID REFUND OF RECEIPT X-REDUCTION OF EXPENDITURE
 C-APPROPRIATION OR BUDGET MODIFICATIONS D-EXPENSE/SUPPLIES DISTRIBUTION F-FUND TO FUND TRANSFER

TRANS NO	ITEM NO	TRANS DATE	STS	DESCRIPTION OR SOURCE	TI	FUND	RCPT	SPCE	SUBJ	OPU	TRANS AMOUNT
073045	0002	10/31/2018	A	Richland Bank Int. 024	03	024	1410	0000	000000	000	2,118.69
RCPT CODE SUB-TOTAL:											2,118.69
072949	0001	10/16/2018	A	Todd Oct Ins premium	03	024	1872	0000	000000	000	302.61
072930	0001	10/19/2018	A	Employees' Premiums Oct	03	024	1872	0000	000000	000	65,290.17
072931	0001	10/19/2018	A	Board's Premiums Oct	03	024	1872	0000	000000	000	364,529.30
072934	0001	10/22/2018	A	Heck Oct Cobra	03	024	1872	0000	000000	000	2,067.90
RCPT CODE SUB-TOTAL:											432,189.98
FUND CODE SUB-TOTAL:											434,308.67
072919	0001	10/12/2018	A	Face painting	03	200	1620	9108	000000	000	60.00
072963	0001	10/18/2018	A	Leo facepainting	03	200	1620	9108	000000	000	124.00
073015	0001	10/26/2018	A	face painting	03	200	1620	9108	000000	000	40.65
RCPT CODE SUB-TOTAL:											224.65
072922	0001	10/12/2018	A	LED recycling	03	200	1690	9108	000000	000	38.00
072923	0001	10/12/2018	A	LED club recycling	03	200	1690	9108	000000	000	27.74
RCPT CODE SUB-TOTAL:											65.74
FUND CODE SUB-TOTAL:											290.39
072883	0001	10/03/2018	A	Homecoming ticket sales	03	200	1620	9114	000000	000	90.00
072899	0001	10/05/2018	A	Homecoming ticket sales	03	200	1620	9114	000000	000	110.00
072904	0001	10/09/2018	A	Homecoming tickets	03	200	1620	9114	000000	000	360.00
RCPT CODE SUB-TOTAL:											560.00
072903	0001	10/09/2018	A	Homecoming pizza donations	03	200	1690	9114	000000	000	23.89
073012	0001	10/26/2018	A	Food drive fund raiser	03	200	1690	9114	000000	000	65.38
RCPT CODE SUB-TOTAL:											89.27
FUND CODE SUB-TOTAL:											649.27
072982	0001	10/23/2018	A	Yearbook sales	03	200	1620	9119	000000	000	65.00
RCPT CODE SUB-TOTAL:											65.00

STATUS (STS) CODES:

A-RECEIPT B-REFUND OF RECEIPT V-VOID REFUND OF RECEIPT X-REDUCTION OF EXPENDITURE
 C-APPROPRIATION OR BUDGET MODIFICATIONS D-EXPENSE/SUPPLIES DISTRIBUTION F-FUND TO FUND TRANSFER

TRANS NO	ITEM NO	TRANS DATE	STS	DESCRIPTION OR SOURCE	TI	FUND	RCPT	SPCC	SUBJ	OPU	TRANS AMOUNT
072920	0001	10/12/2018	A	Yearbook ads	03	200	1630	9119	000000	000	370.00
RCPT CODE SUB-TOTAL:											370.00
072870	0001	10/01/2018	A	Yearbook Ads	03	200	1690	9119	000000	000	270.00
072881	0001	10/03/2018	A	Yearbook ads	03	200	1690	9119	000000	000	115.00
072897	0001	10/15/2018	B	YEARBOOK AD REFUND	03	200	1690	9119	000000	000	30.00-
072950	0001	10/16/2018	A	Yearbook ads	03	200	1690	9119	000000	000	705.00
072961	0001	10/18/2018	A	Yearbook ads	03	200	1690	9119	000000	000	160.00
072986	0001	10/23/2018	A	Yearbook ads	03	200	1690	9119	000000	000	405.00
073013	0001	10/26/2018	A	Yearbook ad sale	03	200	1690	9119	000000	000	115.00
073023	0001	10/30/2018	A	Yearbook ad sales	03	200	1690	9119	000000	000	720.00
RCPT CODE SUB-TOTAL:											2,460.00
FUND CODE SUB-TOTAL:											2,895.00
072884	0001	10/03/2018	A	NHS Dues	03	200	1630	9121	000000	000	370.00
073009	0001	10/26/2018	A	NHS dues	03	200	1630	9121	000000	000	200.00
RCPT CODE SUB-TOTAL:											570.00
FUND CODE SUB-TOTAL:											570.00
072953	0001	10/16/2018	A	PE vending	03	300	1620	9206	000000	000	400.00
RCPT CODE SUB-TOTAL:											400.00
FUND CODE SUB-TOTAL:											400.00
072867	0001	10/01/2018	A	Boys Soccer adm 9/29	03	300	1610	9600	000000	703	504.00
072868	0001	10/01/2018	A	JV Football adm 9/29	03	300	1610	9600	000000	700	306.00
072875	0001	10/02/2018	A	Girls soccer adm 10/1	03	300	1610	9600	000000	704	345.00
072878	0001	10/03/2018	A	HS Volleyball adm 10/2	03	300	1610	9600	000000	702	392.00
072879	0001	10/03/2018	A	Boys soccer adm 10/2	03	300	1610	9600	000000	703	1,010.00
072880	0001	10/03/2018	A	JH Volleyball adm 10/2	03	300	1610	9600	000000	714	288.00
072887	0001	10/03/2018	A	JH Football adm 10/3	03	300	1610	9600	000000	713	640.00
072913	0001	10/05/2018	A	Boys soccer adm 10/4	03	300	1610	9600	000000	703	500.00
072907	0001	10/09/2018	A	Boy/Girls soccer adm 10/8	03	300	1610	9600	000000	703	274.00
072907	0002	10/09/2018	A	Boys/Girls Soccer adm 10/8	03	300	1610	9600	000000	704	274.00
072908	0001	10/09/2018	A	HS Football adm 10/5	03	300	1610	9600	000000	700	4,276.00

STATUS (STS) CODES:

A-RECEIPT B-REFUND OF RECEIPT V-VOID REFUND OF RECEIPT X-REDUCTION OF EXPENDITURE
 C-APPROPRIATION OR BUDGET MODIFICATIONS D-EXPENSE/SUPPLIES DISTRIBUTION F-FUND TO FUND TRANSFER

TRANS NO	ITEM NO	TRANS DATE	STS	DESCRIPTION OR SOURCE	TI	FUND	RCPT	SPCC	SUBJ	QPU	TRANS AMOUNT
072912	0001	10/09/2018	A	JV Football adm 10/6	03	300	1610	9600	000000	700	344.00
072926	0001	10/10/2018	A	Volleyball adm 10/9	03	300	1610	9600	000000	702	530.00
072946	0001	10/15/2018	A	JV Boys FB adm 10/13	03	300	1610	9600	000000	700	400.00
072947	0001	10/15/2018	A	Soccer adm 10/13	03	300	1610	9600	000000	703	665.00
072954	0001	10/16/2018	A	Girls soccer adm 10/13	03	300	1610	9600	000000	704	605.00
072958	0001	10/17/2018	A	VB adm 10/16	03	300	1610	9600	000000	702	582.00
072971	0001	10/17/2018	A	VB adm 10/16	03	300	1610	9600	000000	702	582.00
072964	0001	10/18/2018	A	JH FB adm 10/17	03	300	1610	9600	000000	713	494.00
072964	0002	10/18/2018	A	JH fb overage 10/17	03	300	1610	9600	000000	713	6.00
072973	0001	10/22/2018	A	FB Adm 10/19	03	300	1610	9600	000000	700	4,084.00
072973	0002	10/22/2018	A	FB overage 10/19	03	300	1610	9600	000000	700	55.00
073037	0001	10/29/2018	A	FB Adm 10/29	03	300	1610	9600	000000	700	1,302.00
073039	0001	10/29/2018	A	Presale FB 10/26	03	300	1610	9600	000000	700	182.00
RCPT CODE SUB-TOTAL:											17,476.00
072909	0001	10/09/2018	A	HS Football programs 10/5	03	300	1620	9600	000000	700	166.00
072974	0001	10/22/2018	A	FB program sales 10/19	03	300	1620	9600	000000	700	124.00
072974	0002	10/22/2018	A	FB program overage 10/19	03	300	1620	9600	000000	700	1.00
073010	0001	10/26/2018	A	Boys soccer dist tour program	03	300	1620	9600	000000	703	74.00
073038	0001	10/29/2018	A	program sales 10/29	03	300	1620	9600	000000	700	300.00
RCPT CODE SUB-TOTAL:											665.00
072910	0001	10/09/2018	A	2018 Girls tennis invite	03	300	1890	9600	000000	705	200.00
072911	0001	10/09/2018	A	Cross country sock sale	03	300	1890	9600	000000	701	72.00
072959	0001	10/17/2018	A	2018 Boys Golf invite	03	300	1890	9600	000000	706	285.00
072984	0001	10/23/2018	A	Boys Golf shoot-out	03	300	1890	9600	000000	706	285.00
073020	0001	10/29/2018	A	2018 Boys golf invite fee	03	300	1890	9600	000000	706	570.00
RCPT CODE SUB-TOTAL:											1,412.00
FUND CODE SUB-TOTAL:											19,553.00
072882	0001	10/03/2018	A	Ohio Health	03	300	1690	9601	000000	000	13,000.00
RCPT CODE SUB-TOTAL:											13,000.00
FUND CODE SUB-TOTAL:											13,000.00
072992	0001	10/16/2018	A	Ohio School Safety Grant Rev	03	499	3219	9019	000000	000	13,136.25
RCPT CODE SUB-TOTAL:											13,136.25
FUND CODE SUB-TOTAL:											13,136.25

STATUS (STS) CODES:

A-RECEIPT B-REFUND OF RECEIPT V-VOID REFUND OF RECEIPT X-REDUCTION OF EXPENDITURE
 C-APPROPRIATION OR BUDGET MODIFICATIONS D-EXPENSE/SUPPLIES DISTRIBUTION F-FUND TO FUND TRANSFER

DATE: 11/02/2018
 TIME: 11:39

LEXINGTON LOCAL SCHOOLS
 TRANS. BY FUND/RCPT, ALL FUNDS
 DATES 10/01/2018 THRU 10/31/2018
 SORTED BY TRANSACTION DATE

PAGE: 15
 (RECLED)

TRANS NO	ITEM NO	TRANS DATE	STS	DESCRIPTION OR SOURCE	TI	FUND	RCPT	SPCC	SUBJ	OPU	TRANS AMOUNT	
072943	0001	10/23/2018	A	IDEA-B Revenue	03	516	4220	9018	000000	000	99.00	
											RCPT CODE SUB-TOTAL:	99.00
											FUND CODE SUB-TOTAL:	99.00
073025	0001	10/30/2018	A	IDEA-B Revenue	03	516	4220	9019	000000	000	16,202.60	
073026	0001	10/30/2018	A	IDEA-B Restoration Revenue	03	516	4220	9019	000000	000	72,377.38	
											RCPT CODE SUB-TOTAL:	88,579.98
											FUND CODE SUB-TOTAL:	88,579.98
073027	0001	10/30/2018	A	Title I Revenue	03	572	4220	9019	000000	000	40,546.67	
											RCPT CODE SUB-TOTAL:	40,546.67
											FUND CODE SUB-TOTAL:	40,546.67
073028	0001	10/30/2018	A	IDEA ECSE Revenue	03	587	4220	9019	000000	000	345.64	
073029	0001	10/30/2018	A	IDEA ECSE Restoration Revenue	03	587	4220	9019	000000	000	1,798.37	
											RCPT CODE SUB-TOTAL:	2,144.01
											FUND CODE SUB-TOTAL:	2,144.01
073031	0001	10/30/2018	A	Title II-A Revenue	03	590	4220	9019	000000	000	11,669.16	
											RCPT CODE SUB-TOTAL:	11,669.16
											FUND CODE SUB-TOTAL:	11,669.16
073030	0001	10/30/2018	A	Title IV-A Revenue	03	599	4220	9019	000000	000	7,711.00	
											RCPT CODE SUB-TOTAL:	7,711.00
											FUND CODE SUB-TOTAL:	7,711.00
											GRAND TOTAL:	1,669,344.97

STATUS (STS) CODES:

A-RECEIPT B-REFUND OF RECEIPT V-VOID REFUND OF RECEIPT X-REDUCTION OF EXPENDITURE
 C-APPROPRIATION OR BUDGET MODIFICATIONS D-EXPENSE/SUPPLIES DISTRIBUTION F-FUND TO FUND TRANSFER

Date: 11/02/18
 Time: 11:39 am

LEXINGTON LOCAL SCHOOLS
 Revenue Account Summary
 SORTED BY FUND-SCC/ACCT

Page: 1
 (REV50M)

	FYTD Receivable	FYTD Actual Receipts	MTD Actual Receipts	YTD Actual Receipts	FYTD Balance Receivable	FYTD Percent Received
*****TOTAL FOR FUND-SCC 001 0000 (GENERAL FUND):	24,495,508.00	8,806,208.22	924,624.76	21,749,059.30	15,689,299.78	35.95
*****TOTAL FOR FUND-SCC 003 0000 (PERMANENT IMPROVEMENT FUND):	702,632.00	263,119.42	247.75	659,116.36	439,512.58	37.45
*****TOTAL FOR FUND-SCC 006 0000 (FOOD SERVICE FUND):	755,799.00	159,653.87	93,839.90	624,784.99	596,145.13	21.12
*****TOTAL FOR FUND-SCC 007 9100 (LEXINGTON MINUTEMEN ACADEMIC SCHOLARSHIP FUND):	6,040.00	244.87	62.39	2,258.11	5,795.13	4.05
*****TOTAL FOR FUND-SCC 007 9800 (TERRY McCAMMON SCHOLARSHIP FUND):	350.00	77.47	20.32	364.96	272.53	22.13
*****TOTAL FOR FUND-SCC 018 9100 (HIGH SCHOOL PRINCIPAL'S FUND):	10,628.00	1,152.13	523.25	8,062.16	9,475.87	10.84
*****TOTAL FOR FUND-SCC 018 9200 (JUNIOR HIGH PRINCIPAL'S FUND):	5,233.00	4,224.73	14.00	4,706.48	1,008.27	80.73
*****TOTAL FOR FUND-SCC 018 9300 (EASTERN PRINCIPAL'S FUND):	9,609.00	2,672.81	483.27	6,653.38	6,936.19	27.82
*****TOTAL FOR FUND-SCC 018 9301 (EASTERN ELEMENTARY BOOKFAIR/BOXTOPS FUND):	6,539.00	0.00	0.00	6,539.40	6,539.00	0.00
*****TOTAL FOR FUND-SCC 018 9302 (EASTERN ELEMENTARY MATH):	1,226.00	0.00	0.00	0.00	1,226.00	0.00

*** NOTE!! ONLY ACTIVE ACCOUNTS HAVE BEEN SELECTED, TOTALS MAY EXCLUDE AMOUNTS THAT ARE RELATED TO INACTIVE ACCOUNTS. ***

	FYTD Receivable	FYTD Actual Receipts	MTD Actual Receipts	YTD Actual Receipts	FYTD Balance Receivable	FYTD Percent Received
*****TOTAL FOR FUND-SCC 018 9303 (EASTERN RUN CLUB):	0.00	206.68	206.68	206.68	206.68	0.00
*****TOTAL FOR FUND-SCC 018 9400 (CENTRAL PRINCIPAL'S FUND):	5,785.00	741.57	108.00	4,765.34	5,043.43	12.82
*****TOTAL FOR FUND-SCC 018 9401 (CENTRAL ELEMENTARY BOOKFAIR FUND):	4,548.00	2,448.10	2,448.10	3,664.23	2,099.90	53.83
*****TOTAL FOR FUND-SCC 018 9402 (CENTRAL ELEMENTARY ART):	1,415.00	0.00	0.00	1,415.00	1,415.00	0.00
*****TOTAL FOR FUND-SCC 018 9500 (WESTERN PRINCIPAL'S FUND):	6,709.00	2,773.84	90.00	5,373.23	3,935.16	41.35
*****TOTAL FOR FUND-SCC 018 9501 (WESTERN ELEMENTARY BOOKFAIR/BOXTOPS FUND):	5,976.00	3,623.12	3,623.12	5,214.41	2,352.88	60.63
*****TOTAL FOR FUND-SCC 018 9503 (WESTERN ELEMENTARY ART):	2,455.00	0.00	0.00	2,455.00	2,455.00	0.00
*****TOTAL FOR FUND-SCC 019 9121 (CENTRAL ELEMENTARY PTO GRANTS):	1,171.00	50.18	13.67	130.06	1,120.82	4.29
*****TOTAL FOR FUND-SCC 019 9122 (EASTERN ELEMENTARY PTO GRANTS):	1,171.00	50.19	13.68	130.09	1,120.81	4.29
*****TOTAL FOR FUND-SCC 019 9123 (WESTERN ELEMENTARY PTO GRANTS):	1,171.00	50.19	13.68	130.11	1,120.81	4.29

*** NOTE!! ONLY ACTIVE ACCOUNTS HAVE BEEN SELECTED, TOTALS MAY EXCLUDE AMOUNTS THAT ARE RELATED TO INACTIVE ACCOUNTS. ***

	FYTD Receivable	FYTD Actual Receipts	MTD Actual Receipts	YTD Actual Receipts	FYTD Balance Receivable	FYTD Percent Received
*****TOTAL FOR FUND-ACC 019 9208 (RICHLAND CO FOUND-BUILD A COMM OF READERS):	0.00	0.00	0.00	10.32-	0.00	0.00
*****TOTAL FOR FUND-ACC 019 9209 (RICH CO FOUND-LEARN TO READ FOR A LIFETIME):	0.00	0.00	0.00	59.95-	0.00	0.00
*****TOTAL FOR FUND-ACC 019 9210 (RICH CO FOUND-MULTI-SENS APPROACH TO LEARNING):	0.00	0.00	0.00	0.46-	0.00	0.00
*****TOTAL FOR FUND-ACC 019 9211 (RICH CO FOUND-BEE AWARENESS):	0.00	0.00	0.00	17.58-	0.00	0.00
*****TOTAL FOR FUND-ACC 019 9212 (RICH CO FOUND-DONT LET THE PIGEON STOP TALK):	0.00	0.00	0.00	19.17-	0.00	0.00
*****TOTAL FOR FUND-ACC 019 9213 (RICH CO FOUND-BRAIN GAMES 5.0):	0.00	0.00	0.00	71.51-	0.00	0.00
*****TOTAL FOR FUND-ACC 019 9215 (RICH CO FOUND-SEE THE CIVILIZATION):	0.00	0.00	0.00	31.92-	0.00	0.00
*****TOTAL FOR FUND-ACC 019 9218 (RICH CO FOUND-WRITE STUFF STEAM KIT):	1,172.57	1,172.57	0.00	1,172.57	0.00	100.00
*****TOTAL FOR FUND-ACC 019 9301 (RICH CO FOUND/SECO ROBOTICS GRANT (HEIMANN)):	15,000.00	0.00	0.00	15,600.00	15,000.00	0.00
*****TOTAL FOR FUND-ACC 022 9601 (OHSAA TOURNAMENT AGENCY FUND):	76,290.00	998.34	7,460.00	56,350.65	75,291.66	1.31

*** NOTE!! ONLY ACTIVE ACCOUNTS HAVE BEEN SELECTED, TOTALS MAY EXCLUDE AMOUNTS THAT ARE RELATED TO INACTIVE ACCOUNTS. ***

LEXINGTON LOCAL SCHOOLS
 Revenue Account Summary
 SORTED BY FUND-SCC/ACCT

	FYTD Receivable	FYTD Actual Receipts	NTD Actual Receipts	YTD Actual Receipts	FYTD Balance Receivable	FYTD Percent Received
*****TOTAL FOR FUND-SCC 024 0000 (EMPLOYEE BENEFITS FUND FOR MEDICAL/DENTAL):	4,921,275.00	1,736,523.64	434,308.67	4,324,316.55	3,184,751.36	35.29
*****TOTAL FOR FUND-SCC 200 9102 (HIGH SCHOOL DRAMA CLUB):	15,893.00	0.00	0.00	15,842.50	15,893.00	0.00
*****TOTAL FOR FUND-SCC 200 9104 (HIGH SCHOOL LEADERSHIP COUNCIL):	3,712.00	0.00	0.00	430.00	3,712.00	0.00
*****TOTAL FOR FUND-SCC 200 9105 (HIGH SCHOOL FRENCH CLUB):	184.00	0.00	0.00	0.00	184.00	0.00
*****TOTAL FOR FUND-SCC 200 9107 (HIGH SCHOOL SPANISH CLUB):	400.00	0.00	0.00	170.00	400.00	0.00
*****TOTAL FOR FUND-SCC 200 9108 (HIGH SCHOOL LEO CLUB):	955.00	290.39	290.39	435.30	664.61	30.41
*****TOTAL FOR FUND-SCC 200 9114 (HIGH SCHOOL STUDENT COUNCIL FUND):	958.00	649.27	649.27	1,126.77	308.73	67.77
*****TOTAL FOR FUND-SCC 200 9115 (HIGH SCHOOL KEY CLUB):	436.00	0.00	0.00	36.00	436.00	0.00
*****TOTAL FOR FUND-SCC 200 9119 (HIGH SCHOOL YEARBOOK FUND):	13,323.00	10,845.00	2,895.00	15,630.00	2,478.00	81.40
*****TOTAL FOR FUND-SCC 200 9121 (HIGH SCHOOL NATIONAL HONOR SOCIETY):	1,590.00	2,056.00	570.00	2,256.00	466.00	129.31

*** NOTE!! ONLY ACTIVE ACCOUNTS HAVE BEEN SELECTED, TOTALS MAY EXCLUDE AMOUNTS THAT ARE RELATED TO INACTIVE ACCOUNTS. ***

	FYTD Receivable	FYTD Actual Receipts	MTD Actual Receipts	YTD Actual Receipts	FYTD Balance Receivable	FYTD Percent Received
*****TOTAL FOR FUND-SCC 200 9201 (JUNIOR HIGH ART CLUB):	96.00	56.20	0.00	56.20	39.80	58.54
*****TOTAL FOR FUND-SCC 200 9204 (JUNIOR HIGH STUDENT COUNCIL FUND):	1,686.00	0.00	0.00	542.50	1,686.00	0.00
*****TOTAL FOR FUND-SCC 200 9301 (EASTERN ELEMENTARY STUDENT ACTIVITY FUND):	2,225.00	0.00	0.00	1,395.06	2,225.00	0.00
*****TOTAL FOR FUND-SCC 200 9302 (EASTERN ELEMENTARY ROBOTICS FUND):	0.00	435.00	0.00	435.00	435.00	0.00
*****TOTAL FOR FUND-SCC 200 9611 (HIGH SCHOOL INFORMED TEENS FUND):	1,402.00	0.00	0.00	0.00	1,402.00	0.00
*****TOTAL FOR FUND-SCC 200 9612 (JUNIOR HIGH INFORMED TEENS FUND):	736.00	0.00	0.00	575.80	736.00	0.00
*****TOTAL FOR FUND-SCC 300 9115 (JAZZ BAND):	528.00	0.00	0.00	528.00	528.00	0.00
*****TOTAL FOR FUND-SCC 300 9116 (CHOIR):	200.00	0.00	0.00	0.00	200.00	0.00
*****TOTAL FOR FUND-SCC 300 9206 (JUNIOR HIGH PHYS ED DEPARTMENT FUND):	2,910.00	910.00	400.00	2,230.00	2,000.00	31.27
*****TOTAL FOR FUND-SCC 300 9600 (ATHLETIC FUND):	227,988.00	118,024.60	19,553.00	184,028.46	109,963.40	51.77

*** NOTE!! ONLY ACTIVE ACCOUNTS HAVE BEEN SELECTED, TOTALS MAY EXCLUDE AMOUNTS THAT ARE RELATED TO INACTIVE ACCOUNTS. ***

	FYTD Receivable	FYTD Actual Receipts	NTD Actual Receipts	YTD Actual Receipts	FYTD Balance Receivable	FYTD Percent Received
****TOTAL FOR FUND-SCC 300 9601 (ATHLETIC CAPITAL FUND):	26,000.00	13,000.00	13,000.00	26,000.00	13,000.00	50.00
****TOTAL FOR FUND-SCC 300 9603 (ELEMENTARY MUSIC):	276.00	0.00	0.00	276.00	276.00	0.00
****TOTAL FOR FUND-SCC 451 9018 (Network Connectivity FY 2018):	0.00	0.00	0.00	4,500.00	0.00	0.00
****TOTAL FOR FUND-SCC 451 9019 (Network Connectivity FY 2019):	9,000.00	0.00	0.00	0.00	9,000.00	0.00
****TOTAL FOR FUND-SCC 499 9018 (SECONDARY TRANSITION ENHANCEMENT FUND):	1,171.00	1,171.00	0.00	1,171.00	0.00	100.00
****TOTAL FOR FUND-SCC 499 9019 (SCHOOL SAFETY GRANT):	0.00	13,136.25	13,136.25	13,136.25	13,136.25-	0.00
****TOTAL FOR FUND-SCC 516 9018 (IDEA-B SPECIAL EDUCATION FY18):	85,890.06	86,225.54	99.00	354,417.84	335.48-	100.39
****TOTAL FOR FUND-SCC 516 9019 (IDEA-B SPECIAL EDUCATION FY19):	561,089.77	115,350.37	88,579.98	115,350.37	445,739.40	20.56
****TOTAL FOR FUND-SCC 572 9018 (TITLE I FY18):	49,793.26	51,049.39	0.00	194,989.95	1,256.13-	102.52
****TOTAL FOR FUND-SCC 572 9019 (TITLE I FY19):	270,406.27	63,121.58	40,546.67	63,121.58	207,284.69	23.34

*** NOTE!! ONLY ACTIVE ACCOUNTS HAVE BEEN SELECTED, TOTALS MAY EXCLUDE AMOUNTS THAT ARE RELATED TO INACTIVE ACCOUNTS. ***

	FYTD Receivable	FYTD Actual Receipts	MTD Actual Receipts	YTD Actual Receipts	FYTD Balance Receivable	FYTD Percent Received
*****TOTAL FOR FUND-SCC 587 9018 (EARLY CHILDHOOD SPECIAL EDUCATION IDEA FY18):	515.19	515.19	0.00	5,415.43	0.00	100.00
*****TOTAL FOR FUND-SCC 587 9019 (EARLY CHILDHOOD SPECIAL EDUCATION IDEA FY19):	28,685.67	2,521.20	2,144.01	2,521.20	26,164.47	8.79
*****TOTAL FOR FUND-SCC 590 9018 (TITLE II-A IMPROVING TEACHER QUALITY FY18):	0.00	0.00	0.00	33,650.21	0.00	0.00
*****TOTAL FOR FUND-SCC 590 9019 (TITLE II-A IMPROVING TEACHER QUALITY FY19):	55,035.92	14,132.50	11,669.16	14,132.50	40,903.42	25.68
*****TOTAL FOR FUND-SCC 599 9018 (TITLE IV):	0.00	0.00	0.00	6,600.00	0.00	0.00
*****TOTAL FOR FUND-SCC 599 9019 (TITLE IV):	26,103.87	7,711.00	7,711.00	7,711.00	18,392.87	29.54
*****GRAND TOTALS:	32,426,891.58	11,487,192.42	1,669,344.97	28,550,969.07	20,939,699.16	35.42

*** NOTE!! ONLY ACTIVE ACCOUNTS HAVE BEEN SELECTED, TOTALS MAY EXCLUDE AMOUNTS THAT ARE RELATED TO INACTIVE ACCOUNTS. ***

LEXINGTON LOCAL SCHOOLS
 Appropriation Account Summary
 SORTED BY FUND-SCC/ACCT

FYTD Appropriated	Prior FY Carryover Encumbrances	FYTD Expendable	FYTD Actual Expenditures	MTD Actual Expenditures	Current + Future Encumbrances	FYTD Remaining Balance	FYTD Percent Exp/Enc
*****TOTAL FOR FUND-SCC 001 0000 (GENERAL FUND):							
25,285,460.70	46,429.80	25,331,890.50	8,321,068.49	2,118,163.65	1,868,712.77	15,142,109.24	40.23
*****TOTAL FOR FUND-SCC 003 0000 (PERMANENT IMPROVEMENT FUND):							
740,828.27	6,555.13	747,383.40	605,302.18	77,702.90	76,612.53	65,468.69	91.24
*****TOTAL FOR FUND-SCC 006 0000 (FOOD SERVICE FUND):							
760,280.38	366.83	760,647.21	231,488.39	64,933.87	189,531.93	339,626.89	55.35
*****TOTAL FOR FUND-SCC 007 9100 (LEXINGTON MINUTEMEN ACADEMIC SCHOLARSHIP FUND):							
8,000.00	500.00	8,500.00	0.00	0.00	5,500.00	3,000.00	64.71
*****TOTAL FOR FUND-SCC 007 9800 (TERRY McCANNON SCHOLARSHIP FUND):							
500.00	0.00	500.00	0.00	0.00	0.00	500.00	0.00
*****TOTAL FOR FUND-SCC 018 9100 (HIGH SCHOOL PRINCIPAL'S FUND):							
12,052.00	0.00	12,052.00	946.63	792.13	7,884.87	3,220.50	73.28
*****TOTAL FOR FUND-SCC 018 9200 (JUNIOR HIGH PRINCIPAL'S FUND):							
4,340.00	2,380.00	6,720.00	2,380.00	2,380.00	3,870.09	469.91	93.01
*****TOTAL FOR FUND-SCC 018 9300 (EASTERN PRINCIPAL'S FUND):							
13,246.00	827.80	14,073.80	2,820.28	1,260.63	2,024.97	9,228.55	34.43
*****TOTAL FOR FUND-SCC 018 9301 (EASTERN ELEMENTARY BOOKFAIR/BOXTOPS FUND):							
6,931.00	0.00	6,931.00	639.03	126.40	4,352.04	1,939.93	72.01
*****TOTAL FOR FUND-SCC 018 9302 (EASTERN ELEMENTARY MATH):							
715.00	0.00	715.00	157.78	157.78	42.22	515.00	27.97

*** NOTE!! ONLY ACTIVE ACCOUNTS HAVE BEEN SELECTED, TOTALS MAY EXCLUDE AMOUNTS THAT ARE RELATED TO INACTIVE ACCOUNTS. ***

FYTD Appropriated	Prior FY Carryover Encumbrances	FYTD Expendable	FYTD Actual Expenditures	MTD Actual Expenditures	Current + Future Encumbrances	FYTD Remaining Balance	FYTD Percent Exp/Enc
*****TOTAL FOR FUND-SCC 018 9400 (CENTRAL PRINCIPAL'S FUND):							
5,121.00	437.96	5,558.96	349.95	137.17	637.96	4,571.05	17.77
*****TOTAL FOR FUND-SCC 018 9401 (CENTRAL ELEMENTARY BOOKFAIR FUND):							
5,937.00	0.00	5,937.00	0.00	0.00	4,099.00	1,838.00	69.04
*****TOTAL FOR FUND-SCC 018 9402 (CENTRAL ELEMENTARY ART):							
1,096.00	0.00	1,096.00	0.00	0.00	0.00	1,096.00	0.00
*****TOTAL FOR FUND-SCC 018 9500 (WESTERN PRINCIPAL'S FUND):							
5,039.00	473.51	5,512.51	1,963.48	1,531.52	873.51	2,675.52	51.46
*****TOTAL FOR FUND-SCC 018 9501 (WESTERN ELEMENTARY BOOKFAIR/BOXTOPS FUND):							
6,474.00	0.00	6,474.00	3,620.78	3,620.78	0.00	2,853.22	55.93
*****TOTAL FOR FUND-SCC 018 9503 (WESTERN ELEMENTARY ART):							
1,918.00	0.00	1,918.00	0.00	0.00	0.00	1,918.00	0.00
*****TOTAL FOR FUND-SCC 018 9901 (JUNIOR HIGH TEACHER ADVISORY FUND):							
109.25	0.00	109.25	0.00	0.00	0.00	109.25	0.00
*****TOTAL FOR FUND-SCC 019 9121 (CENTRAL ELEMENTARY PTO GRANTS):							
1,324.65	250.00	1,574.65	78.80	78.80	1,171.20	324.65	79.38
*****TOTAL FOR FUND-SCC 019 9122 (EASTERN ELEMENTARY PTO GRANTS):							
1,547.22	0.00	1,547.22	268.22	0.00	0.00	1,279.00	17.34
*****TOTAL FOR FUND-SCC 019 9123 (WESTERN ELEMENTARY PTO GRANTS):							
4,707.40	0.00	4,707.40	0.00	0.00	0.00	4,707.40	0.00

*** NOTE!! ONLY ACTIVE ACCOUNTS HAVE BEEN SELECTED, TOTALS MAY EXCLUDE AMOUNTS THAT ARE RELATED TO INACTIVE ACCOUNTS. ***

LEXINGTON LOCAL SCHOOLS
 Appropriation Account Summary
 SORTED BY FUND-SCC/ACCT

FYTD Appropriated	Prior FY Carryover Encumbrances	FYTD Expendable	FYTD Actual Expenditures	MTD Actual Expenditures	Current + Future Encumbrances	FYTD Remaining Balance	FYTD Percent Exp/Enc
*****TOTAL FOR FUND-SCC 019 9200 (RICHLAND COUNTY FOUNDATION GRANT PLAYGROUND):							
200.00	0.00	200.00	0.00	0.00	0.00	200.00	0.00
*****TOTAL FOR FUND-SCC 019 9218 (RICH CO FOUND-WRITE STUFF STEAM KIT):							
1,172.57	0.00	1,172.57	436.49	0.00	0.00	736.08	37.23
*****TOTAL FOR FUND-SCC 019 9301 (RICH CO FOUND/SECO ROBOTICS GRANT (HEIMANN)):							
15,600.00	0.00	15,600.00	0.00	0.00	600.00	15,000.00	3.85
*****TOTAL FOR FUND-SCC 022 9601 (OHSAA TOURNAMENT AGENCY FUND):							
74,027.00	246.56	74,273.56	7,247.73	7,003.87	62,044.43	4,981.40	93.29
*****TOTAL FOR FUND-SCC 024 0000 (EMPLOYEE BENEFITS FUND FOR MEDICAL/DENTAL):							
4,459,905.00	0.00	4,459,905.00	1,736,482.81	389,809.56	22,000.00	2,701,422.19	39.43
*****TOTAL FOR FUND-SCC 200 9101 (HIGH SCHOOL ART CLUB):							
93.76	0.00	93.76	0.00	0.00	0.00	93.76	0.00
*****TOTAL FOR FUND-SCC 200 9102 (HIGH SCHOOL DRAMA CLUB):							
17,216.00	5,110.00	22,326.00	4,444.78	0.00	910.00	16,971.22	23.98
*****TOTAL FOR FUND-SCC 200 9103 (HIGH SCHOOL MATH CLUB):							
52.70	0.00	52.70	0.00	0.00	0.00	52.70	0.00
*****TOTAL FOR FUND-SCC 200 9104 (HIGH SCHOOL LEADERSHIP COUNCIL):							
3,656.00	0.00	3,656.00	0.00	0.00	0.00	3,656.00	0.00
*****TOTAL FOR FUND-SCC 200 9105 (HIGH SCHOOL FRENCH CLUB):							
107.00	0.00	107.00	0.00	0.00	0.00	107.00	0.00

*** NOTE!! ONLY ACTIVE ACCOUNTS HAVE BEEN SELECTED, TOTALS MAY EXCLUDE AMOUNTS THAT ARE RELATED TO INACTIVE ACCOUNTS. ***

LEXINGTON LOCAL SCHOOLS
 Appropriation Account Summary
 SORTED BY FUND-SCC/ACCT

FYTD Appropriated	Prior FY Carryover Encumbrances	FYTD Expendable	FYTD Actual Expenditures	MTD Actual Expenditures	Current + Future Encumbrances	FYTD Remaining Balance	FYTD Percent Exp/Enc
*****TOTAL FOR FUND-SCC 200 9107 (HIGH SCHOOL SPANISH CLUB):							
483.00	0.00	483.00	20.00	20.00	0.00	463.00	4.14
*****TOTAL FOR FUND-SCC 200 9108 (HIGH SCHOOL LEO CLUB):							
709.00	0.00	709.00	303.57	303.57	1,696.43	1,291.00	282.09
*****TOTAL FOR FUND-SCC 200 9114 (HIGH SCHOOL STUDENT COUNCIL FUND):							
2,276.86	0.00	2,276.86	173.60	0.00	2,326.40	223.14	109.80
*****TOTAL FOR FUND-SCC 200 9115 (HIGH SCHOOL KEY CLUB):							
732.00	117.79	849.79	0.00	0.00	117.79	732.00	13.86
*****TOTAL FOR FUND-SCC 200 9116 (HIGH SCHOOL CHESS CLUB):							
321.00	0.00	321.00	0.00	0.00	0.00	321.00	0.00
*****TOTAL FOR FUND-SCC 200 9119 (HIGH SCHOOL YEARBOOK FUND):							
19,562.00	9,136.66	28,698.66	19,980.78	50.00	4,128.14	4,589.74	84.01
*****TOTAL FOR FUND-SCC 200 9120 (HIGH SCHOOL JOURNALISM FUND):							
165.00	0.00	165.00	0.00	0.00	0.00	165.00	0.00
*****TOTAL FOR FUND-SCC 200 9121 (HIGH SCHOOL NATIONAL HONOR SOCIETY):							
1,420.00	0.00	1,420.00	385.00	0.00	600.00	435.00	69.37
*****TOTAL FOR FUND-SCC 200 9201 (JUNIOR HIGH ART CLUB):							
481.13	0.00	481.13	0.00	0.00	0.00	481.13	0.00
*****TOTAL FOR FUND-SCC 200 9204 (JUNIOR HIGH STUDENT COUNCIL FUND):							
1,128.00	0.00	1,128.00	170.00	170.00	450.00	508.00	54.96

*** NOTE!! ONLY ACTIVE ACCOUNTS HAVE BEEN SELECTED, TOTALS MAY EXCLUDE AMOUNTS THAT ARE RELATED TO INACTIVE ACCOUNTS. ***

FYTD Appropriated	Prior FY Carryover Encumbrances	FYTD Expendable	FYTD Actual Expenditures	MTD Actual Expenditures	Current + Future Encumbrances	FYTD Remaining Balance	FYTD Percent Exp/Enc
*****TOTAL FOR FUND-SCC 200 9205 (JUNIOR HIGH LIBRARY CLUB):							
77.65	0.00	77.65	0.00	0.00	0.00	77.65	0.00
*****TOTAL FOR FUND-SCC 200 9301 (EASTERN ELEMENTARY STUDENT ACTIVITY FUND):							
1,764.00	0.00	1,764.00	0.00	0.00	500.00	1,264.00	28.34
*****TOTAL FOR FUND-SCC 200 9611 (HIGH SCHOOL INFORMED TEENS FUND):							
1,454.00	0.00	1,454.00	0.00	0.00	0.00	1,454.00	0.00
*****TOTAL FOR FUND-SCC 200 9612 (JUNIOR HIGH INFORMED TEENS FUND):							
530.00	0.00	530.00	0.00	0.00	0.00	530.00	0.00
*****TOTAL FOR FUND-SCC 300 9115 (JAZZ BAND):							
649.00	0.00	649.00	0.00	0.00	0.00	649.00	0.00
*****TOTAL FOR FUND-SCC 300 9116 (CHOIR):							
1,302.20	0.00	1,302.20	0.00	0.00	0.00	1,302.20	0.00
*****TOTAL FOR FUND-SCC 300 9206 (JUNIOR HIGH PHYS ED DEPARTMENT FUND):							
2,453.00	0.00	2,453.00	974.89	388.18	1,975.11	477.00	120.26
*****TOTAL FOR FUND-SCC 300 9600 (ATHLETIC FUND):							
222,500.00	8,272.86	230,772.86	116,536.82	32,055.77	85,381.87	28,854.17	87.50
*****TOTAL FOR FUND-SCC 300 9602 (ORCHESTRA):							
63.22	0.00	63.22	0.00	0.00	0.00	63.22	0.00
*****TOTAL FOR FUND-SCC 300 9603 (ELEMENTARY MUSIC):							
1,552.00	0.00	1,552.00	179.84	179.84	0.00	1,372.16	11.59

*** NOTE!! ONLY ACTIVE ACCOUNTS HAVE BEEN SELECTED, TOTALS MAY EXCLUDE AMOUNTS THAT ARE RELATED TO INACTIVE ACCOUNTS. ***

LEXINGTON LOCAL SCHOOLS
 Appropriation Account Summary
 SORTED BY FUND-SCC/ACCT

FYTD Appropriated	Prior FY Carryover Encumbrances	FYTD Expendable	FYTD Actual Expenditures	MTD Actual Expenditures	Current + Future Encumbrances	FYTD Remaining Balance	FYTD Percent Exp/Enc
*****TOTAL FOR FUND-SCC 300 9605 (BAND):							
232.95	0.00	232.95	0.00	0.00	0.00	232.95	0.00
*****TOTAL FOR FUND-SCC 451 9019 (Network Connectivity FY 2019):							
9,000.00	0.00	9,000.00	0.00	0.00	9,000.00	0.00	100.00
*****TOTAL FOR FUND-SCC 499 9018 (SECONDARY TRANSITION ENHANCEMENT FUND):							
0.00	1,171.00	1,171.00	1,171.00	0.00	0.00	0.00	100.00
*****TOTAL FOR FUND-SCC 516 9018 (IDEA-B SPECIAL EDUCATION FY19):							
13,319.26	27,325.14	40,644.40	40,644.40	891.00-	0.00	0.00	100.00
*****TOTAL FOR FUND-SCC 516 9019 (IDEA-B SPECIAL EDUCATION FY19):							
560,754.29	0.00	560,754.29	119,653.36	56,551.11	322,336.52	118,764.41	78.82
*****TOTAL FOR FUND-SCC 572 9018 (TITLE I FY18):							
34,567.08	378.00	34,945.08	34,945.08	0.00	0.00	0.00	100.00
*****TOTAL FOR FUND-SCC 572 9019 (TITLE I FY19):							
269,150.14	0.00	269,150.14	59,591.95	20,465.86	31,878.66	177,679.53	33.98
*****TOTAL FOR FUND-SCC 587 9018 (EARLY CHILDHOOD SPECIAL EDUCATION IDEA FY18):							
4,410.28-	4,410.28	0.00	0.00	0.00	0.00	0.00	0.00
*****TOTAL FOR FUND-SCC 587 9019 (EARLY CHILDHOOD SPECIAL EDUCATION IDEA FY19):							
28,685.67	0.00	28,685.67	2,538.43	1,434.63	16,153.91	9,993.33	65.16
*****TOTAL FOR FUND-SCC 590 9019 (TITLE II-A IMPROVING TEACHER QUALITY FY19):							
55,035.92	0.00	55,035.92	14,822.24	7,411.11	0.00	40,213.68	26.93

*** NOTE!! ONLY ACTIVE ACCOUNTS HAVE BEEN SELECTED, TOTALS MAY EXCLUDE AMOUNTS THAT ARE RELATED TO INACTIVE ACCOUNTS. ***

LEXINGTON LOCAL SCHOOLS
 Appropriation Account Summary
 SORTED BY FUND-SCC/ACCT

FYTD Appropriated	Prior FY Carryover Encumbrances	FYTD Expendable	FYTD Actual Expenditures	MTD Actual Expenditures	Current + Future Encumbrances	FYTD Remaining Balance	FYTD Percent Exp/Enc
*****TOTAL FOR FUND-SCC 599 9018 (TITLE IV):							
3,400.00-	3,400.00	0.00	0.00	0.00	0.00	0.00	0.00
*****TOTAL FOR FUND-SCC 599 9019 (TITLE IV):							
26,103.87	0.00	26,103.87	7,711.00	7,711.00	769.00	17,623.87	32.49
*****GRAND TOTALS:							
32,686,318.86	117,789.32	32,804,108.16	11,339,497.78	2,793,549.13	2,728,181.35	16,736,429.05	42.88

*** NOTE!! ONLY ACTIVE ACCOUNTS HAVE BEEN SELECTED, TOTALS MAY EXCLUDE AMOUNTS THAT ARE RELATED TO INACTIVE ACCOUNTS. ***