


# LEXINGTON LOCAL SCHOOLS



---

FINANCIAL REPORT  
FOR THE PERIOD ENDING  
OCTOBER 31, 2017

---

PREPARED BY  
JASON WHITESEL, TREASURER

DATE: 11/06/2017  
TIME: 11:15

LEXINGTON LOCAL SCHOOLS  
CASH RECONCILIATION AS OF 10/31/2017

PAGE: 1  
(USAEMSED)

	SUB-TOTALS	TOTALS
	-----	-----
Gross Depository Balances:		
RICHLAND BANK MMA 5719	\$ 4,057,968.81	
RICHLAND BANK SWEEP ACCT 3520	1,065,148.85	
RICHLAND BANK GENERAL ACCT 0580	300,496.25	
RICHLAND BANK ANTHEM SWEEP 3523	901,718.64	
RICHLAND BANK EE BENEFITS 3180	0.00	
RICHLAND BANK PAYROLL ACCT 9780	12,302.38	
RICHLAND BANK ATHLETIC ACCT 3280	4,105.00	
	-----	
Total Depository Balances (Gross)		\$ 6,341,739.93
Adjustments to Bank Balance:		
Cash in Transit to Bank	\$ 3,905.95	
Outstanding Checks	120,469.22-	
Adjustments	414.62-	
Outstanding Vision Payment -\$17.56		
Municipal Income Tax -\$397.06		
	-----	
Total Adjustments to Bank Balance		116,977.89-
Investments:		
Treasury Bonds and Notes	\$ 1,075,284.50	
Certificate of Deposits	3,950,000.00	
Other Securities	0.00	
Other Investments:		
Richland Bank - Money Market	47,651.10	
	-----	
Total Investments		5,072,935.60
Cash on Hand:		
Petty Cash:		
TREASURER'S OFFICE	\$ 100.00	
HIGH SCHOOL	50.00	
JUNIOR HIGH SCHOOL	50.00	
EASTERN, CENTRAL, WESTERN	150.00	
Change Cash:		
ATHLETIC CHANGE	\$ 3,000.00	
CAFETERIA CHANGE	440.00	
JUNIOR HIGH SCHOOL	100.00	
Cash with Fiscal Agent	0.00	
	-----	
Total Cash on Hand		3,890.00
		-----
Total Balances		\$ 11,301,587.64
		=====
Total Fund Balance		\$ 11,301,587.64
		=====
Depository Clearance Accounts:		
	-----	
Total Clearance Account Balances		\$ 0.00

*James D. Whitfield*

October 01, 2017 To October 31, 2017

Account Name : Lexington Local SD Managing Agency

Account No : 5750

## Summary Of Investment Holdings

Quantity	Description			Unit Value	Market Value	Tax Cost	Estimated Ann Inc	Yield To Mkt
<u>Money Market - Taxable</u>								
47,651.1	Northern Instl Government Select Portfolio			1.0000	47,651.10	47,651.10	428.86	0.90%
Totals					<b>47,651.10</b>	<b>47,651.10</b>	<b>428.86</b>	<b>0.90%</b>
<u>Marketable CD</u>								
200,000	Wells Fargo Bank NA	1.000%	12/06/2017	100.0013	200,002.60	200,000.00	2,000.00	1.00%
150,000	Comenity Capital Bank	1.150%	08/29/2018	99.6159	149,423.85	150,000.00	1,725.00	1.15%
200,000	Franklin Synergy Bank	1.100%	10/09/2018	99.8270	199,654.00	200,000.00	2,200.00	1.10%
200,000	Farm Bureau Bank NV	1.100%	12/17/2018	99.5206	199,041.20	200,000.00	2,200.00	1.11%
150,000	Ally Bank Midvale UT	1.450%	02/11/2019	100.0768	150,115.20	150,000.00	2,175.00	1.45%
200,000	Capital One Bank USA	1.200%	08/12/2019	98.9656	197,931.20	200,000.00	2,400.00	1.21%
100,000	First Financial NW Inc WA	1.450%	08/19/2019	99.6038	99,603.80	100,000.00	1,450.00	1.46%
200,000	Abacus Federal Svgs Bk NY	1.250%	09/17/2019	99.1683	198,336.60	200,000.00	2,500.00	1.26%
200,000	Alma Bank NY	1.300%	06/10/2020	98.5609	197,121.80	200,000.00	2,600.00	1.32%
150,000	Community Fin'l Svcs Bk KY	1.500%	08/19/2020	98.8750	148,312.50	150,000.00	2,250.00	1.52%
200,000	Marlin Business Bank	1.850%	10/13/2020	99.7138	199,427.60	200,000.00	3,700.00	1.86%
175,000	Unison Bank	1.500%	11/25/2020	100.1506	175,263.55	175,000.00	2,625.00	1.50%
200,000	Goldman Sachs Bank USA	1.850%	02/17/2021	99.5336	199,067.20	200,000.00	3,700.00	1.86%
200,000	MB Financial Bank NA	1.400%	03/30/2021	99.6364	199,272.80	200,000.00	2,800.00	1.41%
100,000	BankVista Sartell MN	1.400%	04/06/2021	97.9731	97,973.10	100,000.00	1,400.00	1.43%
200,000	Bank of Santa Clarita CA	1.400%	04/15/2021	97.9495	195,899.00	200,000.00	2,800.00	1.43%
125,000	HSBC Bank USA	2.150%	07/26/2021	100.3739	125,467.38	125,000.00	2,687.50	2.14%
200,000	Stearns Bank NA	1.950%	09/29/2021	99.5608	199,121.60	200,000.00	3,900.00	1.96%
200,000	Bridgewater BK Bloom MN	1.900%	02/28/2022	98.9260	197,852.00	200,000.00	3,800.00	1.92%
200,000	Continental Bank UT	1.900%	06/22/2022	98.5130	197,026.00	200,000.00	3,800.00	1.93%
200,000	American Expr Centurion	2.400%	09/12/2022	100.3247	200,649.40	200,000.00	4,800.00	2.39%
200,000	Discover Bank	2.250%	09/27/2022	99.7427	199,485.40	200,000.00	4,500.00	2.26%

October 01, 2017 To October 31, 2017

Account Name : Lexington Local SD Managing Agency

Account No : 5750

## Summary Of Investment Holdings

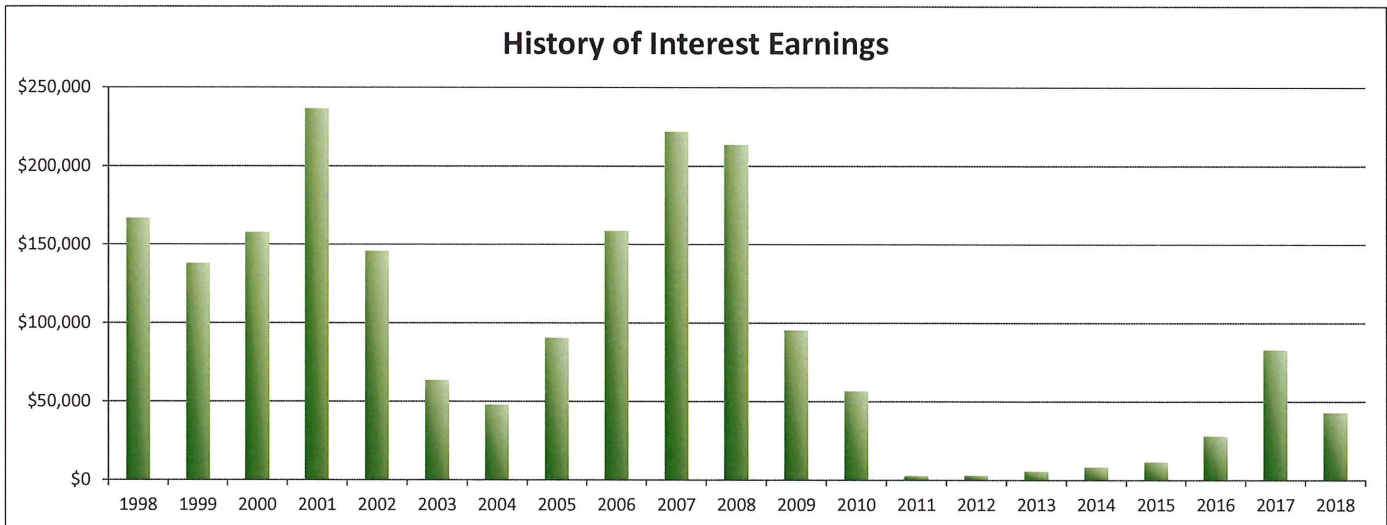
Quantity	Description			Unit Value	Market Value	Tax Cost	Estimated Ann Inc To Mkt	Yield
Totals					3,926,047.78	3,950,000.00	62,012.50	1.58%
<u>U.S. Govt Agy/Exempt State</u>								
125,000	FHLB	1.050%	06/04/2018	99.7809	124,726.13	124,987.50	1,312.50	1.05%
150,000	FHLB	1.000%	08/28/2018	99.6356	149,453.40	150,000.00	1,500.00	1.00%
Totals					274,179.53	274,987.50	2,812.50	1.03%
<u>U.S. Govt Agy/Nonexempt State</u>								
300,000	FHLMC	1.350%	03/29/2019	99.5606	298,681.80	300,297.00	4,050.00	1.36%
200,000	FHLMC	1.300%	10/25/2019	99.1370	198,274.00	200,000.00	2,600.00	1.31%
300,000	FNMA	1.300%	07/28/2020	98.8251	296,475.30	300,000.00	3,900.00	1.32%
Totals					793,431.10	800,297.00	10,550.00	1.33%
Grand Total					5,041,309.51	5,072,935.60	75,803.86	1.50%

**LEXINGTON LOCAL SCHOOLS**  
**INVESTMENT REPORT FOR THE MONTH ENDING**  
**OCTOBER 31, 2017**

<b>INTEREST EARNED:</b>	<b>THIS MONTH</b>	<b>FISCAL YEAR TO DATE</b>
Richland Bank, General Sweep	\$668.80	\$4,661.91
Richland Bank, General MMA	\$4,066.86	\$16,734.08
Richland Bank, Anthem Sweep	\$569.71	\$2,212.05
Star Ohio	\$0.00	\$0.00
CDs, Bonds, and other investments	\$7,120.46	\$19,487.00
<b>TOTAL INTEREST RECEIVED</b>	<b>\$12,425.83</b>	<b>\$43,095.04</b>

<b>History of Interest Earnings</b>	<b>Fiscal Year</b>	<b>Interest Earnings</b>
	1998	\$ 167,057.52
	1999	\$ 138,113.69
	2000	\$ 157,991.72
	2001	\$ 236,839.79
	2002	\$ 146,052.34
	2003	\$ 63,712.36
	2004	\$ 47,970.95
	2005	\$ 90,719.94
	2006	\$ 158,724.51
	2007	\$ 221,998.86
	2008	\$ 213,660.34
	2009	\$ 95,639.63
	2010	\$ 56,860.22
	2011	\$ 3,001.78
	2012	\$ 3,090.00
	2013	\$ 5,758.97
	2014	\$ 8,349.92
	2015	\$ 11,765.22
	2016	\$ 28,300.22
	2017	\$ 83,194.26
<b>FISCAL Year To Date</b>	<b>2018</b>	<b>\$43,095.04</b>

<b>Total Interest Earnings 1998 to Present</b>	<b>\$ 1,981,897.28</b>
--	------------------------



Processing Month: October 2017  
LEXINGTON LOCAL SCHOOLS

Fnd	Sec	Description	Beginning Balance	MTD Revenues	FYTD Revenues	MTD Expenditures	FYTD Expenditures	Current Available Balance
001	0000	GENERAL FUND	9,518,883.84	1,046,566.78	8,903,081.56	1,994,821.35	7,868,682.50	10,553,282.90
001	9412	GENERAL BUDGET RESERVE SE	87,928.97	.00	.00	.00	.00	87,928.97
002	0000	BOND RETIREMENT FUND	1,925.89	.00	.00	.00	.00	1,925.89
003	0000	PERMANENT IMPROVEMENT FUN	97,922.89	75.44	264,741.46	7,129.11	692,914.76	330,250.41-
006	0000	FOOD SERVICE FUND	12.48	45,879.96	106,779.26	70,150.07	229,240.60	122,448.86-
007	9100	LEXINGTON MINUTEMEN ACADE	14,832.85	2,383.14	2,918.63	.00	1,658.72	16,092.76
007	9800	TERRY McCAMMON SCHOLARSHI	13,193.28	14.36	45.17	.00	500.00	12,738.45
018	9100	HIGH SCHOOL PRINCIPAL'S F	2,582.65	960.50	2,677.53	2,067.00	2,945.05	2,315.13
018	9200	JUNIOR HIGH PRINCIPAL'S F	1,836.16	24.00	4,728.38	397.00	481.50	6,083.04
018	9300	EASTERN PRINCIPAL'S FUND	9,419.21	594.41	2,088.24	2,511.65	3,629.34	7,878.11
018	9301	EASTERN ELEMENTARY BOOKFA	10,291.12	.00	.00	.00	532.22	9,758.90
018	9302	EASTERN ELEMENTARY MATH	1,072.16	.00	.00	.00	.00	1,072.16
018	9400	CENTRAL PRINCIPAL'S FUND	7,558.44	332.80	1,742.14	470.29	1,467.89	7,832.69
018	9401	CENTRAL ELEMENTARY BOOKFA	3,701.28	3,110.45	3,314.95	229.24	1,316.71	5,699.52
018	9402	CENTRAL ELEMENTARY ART	1,109.00	.00	.00	.00	.00	1,109.00
018	9500	WESTERN PRINCIPAL'S FUND	12,077.85	211.34	3,535.49	1,887.00	2,131.40	13,481.94
018	9501	WESTERN ELEMENTARY BOOKFA	2,986.55	4,215.34	4,269.34	.00	624.53	6,631.36
018	9503	WESTERN ELEMENTARY ART	839.42	.00	.00	.00	.00	839.42
018	9901	JUNIOR HIGH TEACHER ADVIS	109.25	.00	.00	.00	.00	109.25
019	9001	ACADEMIC BOOSTERS GRANTS	769.07	.00	.00	.00	.00	769.07
019	9121	CENTRAL ELEMENTARY PTO GR	811.03	1,017.13	1,060.00	250.00	446.53	1,424.50
019	9122	EASTERN ELEMENTARY PTO GR	2,355.89	1,017.14	1,059.98	231.87	966.30	2,449.57
019	9123	WESTERN ELEMENTARY PTO GR	3,808.64	1,017.14	1,059.97	35.98	745.12	4,123.49
019	9200	RICHLAND COUNTY FOUNDATIO	200.00	.00	.00	.00	.00	200.00
019	9208	RICHLAND CO FOUND-BUILD A	10.32	.00	.00	.00	.00	10.32
019	9209	RICH CO FOUND-LEARN TO RE	59.95	.00	.00	.00	.00	59.95
019	9210	RICH CO FOUND-MULTI-SENS	.46	.00	.00	.00	.00	.46
019	9211	RICH CO FOUND-BEE AWARENE	17.58	.00	.00	.00	.00	17.58
019	9212	RICH CO FOUND-DONT LET TH	19.17	.00	.00	.00	.00	19.17
019	9213	RICH CO FOUND-BRAIN GAMES	.00	.00	1,500.00	529.07	529.07	970.93
019	9214	RICH CO FOUND-TALKING SEN	.00	.00	1,269.63	.00	538.72	730.91
019	9215	RICH CO FOUND-SEE THE CIV	.00	.00	117.55	.00	.00	117.55
019	9216	RICH CO FOUND-SCIENCE OLY	.00	.00	1,500.00	400.61	400.61	1,099.39
019	9217	RICH CO FOUND-KICK BACK W	.00	.00	902.25	902.25	902.25	.00
019	9502	RICHLAND CO HMG SENSORY G	2,000.00	.00	.00	17.32	2,000.00	.00
022	9601	OHSAA TOURNAMENT AGENCY F	2,257.26	13,583.00	11,486.56	982.00	1,142.82	12,601.00
024	0000	EMPLOYEE BENEFITS FUND FO	920,435.01	394,188.90	1,543,694.13	214,220.22	1,562,428.06	901,701.08
200	9101	HIGH SCHOOL ART CLUB	93.76	.00	.00	.00	.00	93.76
200	9102	HIGH SCHOOL DRAMA CLUB	31,925.52	.00	.00	.00	2,250.00	29,675.52
200	9103	HIGH SCHOOL MATH CLUB	52.70	.00	.00	.00	.00	52.70
200	9104	HIGH SCHOOL LEADERSHIP CL	414.45	2,492.00	3,282.00	.00	.00	3,696.45
200	9105	HIGH SCHOOL FRENCH CLUB	177.37	82.00	82.00	.00	.00	259.37
200	9107	HIGH SCHOOL SPANISH CLUB	774.97	.00	.00	.00	.00	774.97
200	9108	HIGH SCHOOL LEO CLUB	2,948.88	332.84	332.84	39.80	90.58	3,191.14
200	9114	HIGH SCHOOL STUDENT COUNC	2,876.98	480.00	480.00	457.14	457.14	2,899.84
200	9115	HIGH SCHOOL KEY CLUB	1,767.62	.00	.00	.00	.00	1,767.62

Processing Month: October 2017  
 LEXINGTON LOCAL SCHOOLS

(FINSUM)

Fnd	Sec	Description	Beginning Balance	MTD Revenues	FYTD Revenues	MTD Expenditures	FYTD Expenditures	Current Available Balance
200	9116	HIGH SCHOOL CHESS CLUB	321.00	.00	.00	.00	.00	321.00
200	9119	HIGH SCHOOL YEARBOOK FUND	53,327.14	.00	4,880.00	.00	7,734.80	50,472.34
200	9120	HIGH SCHOOL JOURNALISM FU	665.44	.00	.00	.00	.00	665.44
200	9121	HIGH SCHOOL NATIONAL HONO	641.21	.00	890.00	.00	892.73	638.48
200	9201	JUNIOR HIGH ART CLUB	389.63	.00	95.50	.00	.00	485.13
200	9204	JUNIOR HIGH STUDENT COUNC	296.50	522.00	1,075.50	150.00	150.00	1,222.00
200	9205	JUNIOR HIGH LIBRARY CLUB	631.15	.00	553.50-	.00	.00	77.65
200	9301	EASTERN ELEMENTARY STUDEN	670.03	829.62	829.62	649.62	649.62	850.03
200	9611	HIGH SCHOOL INFORMED TEEN	913.63	37.00	1,402.00	1,402.00	1,402.00	913.63
200	9612	JUNIOR HIGH INFORMED TEEN	202.90	.00	63.00	.00	.00	265.90
300	9115	JAZZ BAND	2,327.81	.00	.00	.00	.00	2,327.81
300	9116	CHOIR	902.20	.00	.00	.00	.00	902.20
300	9206	JUNIOR HIGH PHYS ED DEPAR	2,560.68	330.00	1,100.00	520.26	1,076.68	2,584.00
300	9210	JR HIGH INSTRUMENTAL	41.03	.00	.00	.00	.00	41.03
300	9600	ATHLETIC FUND	22,543.12	23,770.00	125,546.52	31,130.23	117,495.49	30,594.15
300	9602	ORCHESTRA	63.22	.00	.00	.00	.00	63.22
300	9603	ELEMENTARY MUSIC	1,362.38	.00	.00	23.47	23.47	1,338.91
300	9605	BAND	232.95	.00	.00	.00	.00	232.95
451	9018	Network Connectivity FY 2	.00	.00	.00	9,000.00	9,000.00	9,000.00-
516	9017	IDEA-B SPECIAL EDUCATION	41,548.28-	.00	59,949.37	.00	18,401.09	.00
516	9018	IDEA-B SPECIAL EDUCATION	.00	30,604.31	50,342.33	35,341.84	72,048.80	21,706.47-
572	9017	TITLE I FY17	88,024.70-	.00	109,634.66	.00	21,609.96	.00
572	9018	TITLE I FY18	.00	39,631.36	53,040.92	35,066.98	64,848.53	11,807.61-
587	9017	EARLY CHILDHOOD SPECIAL E	293.23-	.00	293.23	.00	.00	.00
587	9018	EARLY CHILDHOOD SPECIAL E	.00	87.89	404.86	.00	404.86	.00
590	9017	TITLE II-A IMPROVING TEAC	.00	2,350.36-	.00	.00	.00	.00
590	9018	TITLE II-A IMPROVING TEAC	.00	13,219.97	13,219.97	6,950.34	13,900.68	680.71-
Grand Total All Funds			10,720,285.73	1,625,260.46	11289,963.04	2,417,963.71	10708,661.13	11301,587.64
Total Invested Funds			.00					

DATE: 11/06/2017  
TIME: 10:01:09OHIO DEPARTMENT OF EDUCATION - OFFICE OF SCHOOL MANAGEMENT ASSISTANCE  
ANNUAL SPENDING PLAN (CURRENT OPERATION - GENERAL FUND ONLY - O.R.C. 5705.391)

PAGE: 1

SCHOOL DISTRICT: LEXINGTON LOCAL SCHOOLS

IRN # 049437

COUNTY: RICHLAND

FISCAL YEAR: 2018 MONTH: 10

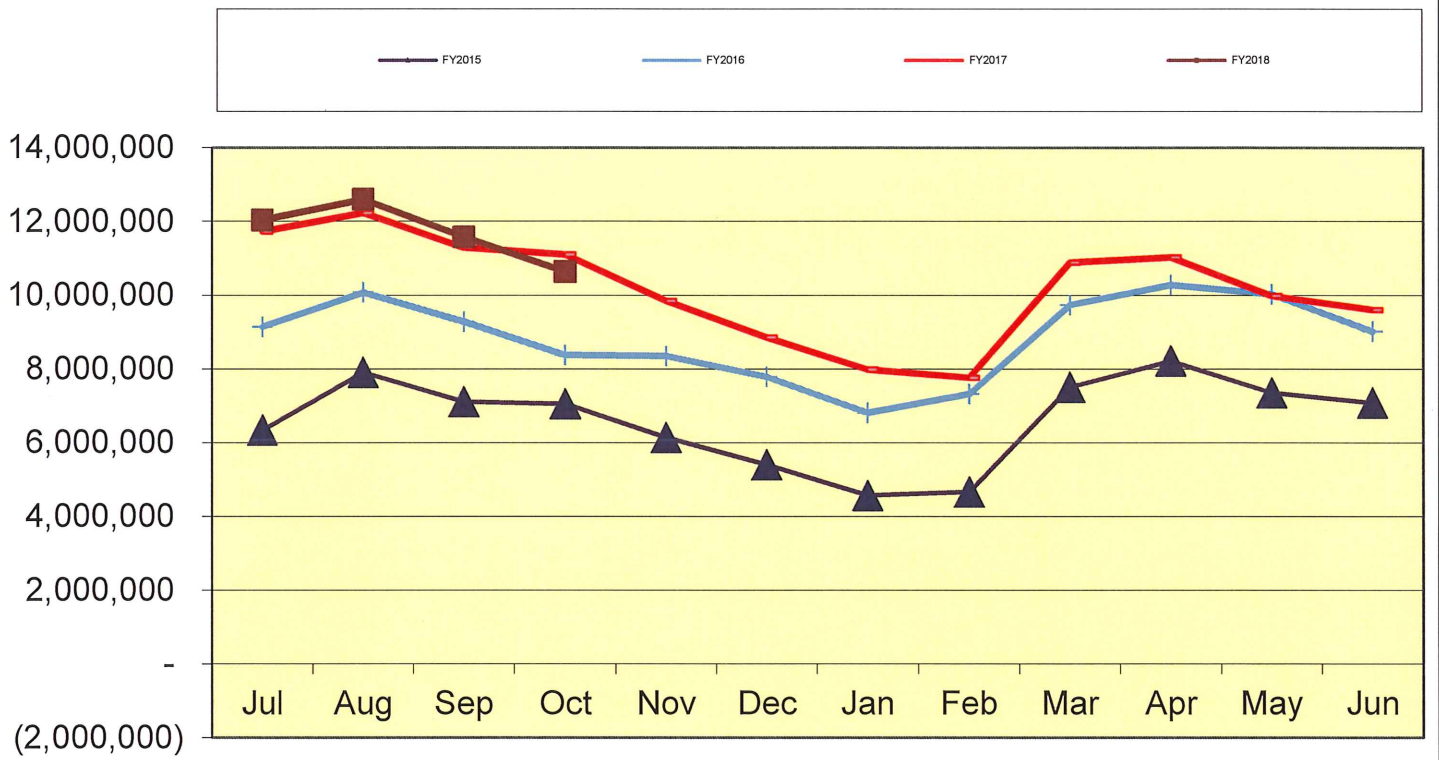
	MONTHLY ESTIMATE	MONTHLY ACTUAL	MONTHLY DIFFERENCE	FISCAL YTD ESTIMATE	FISCAL YTD ACTUAL	FISCAL YTD DIFFERENCE
<b>REVENUES</b>						
01.010 General Property (Real Estate)	2,000	1,431	569-	4,633,943	4,633,374	569-
01.020 Tangible Personal Property Tax	0	0	0	259,510	259,510	0
01.030 Income Tax	0	0	0	0	0	0
01.035 Unrestricted Grants-in-Aid	850,000	1,010,242	160,242	3,444,000	3,603,002	159,002
01.040 Restricted Grants-in-Aid	6,600	5,591	1,009-	26,400	24,374	2,026-
01.045 Restricted Grants-in-Aid - SFSF	0	0	0	0	0	0
01.050 Property Tax Allocation	835,000	0	835,000-	884,500	56,614	827,886-
01.060 All Other Operating Revenue	30,000	20,924	9,076-	140,000	210,270	70,270
01.070 Total Revenue	1,723,600	1,038,188	685,412-	9,388,353	8,787,144	601,209-
<b>OTHER FINANCING SOURCES</b>						
02.010 Proceeds from Sale of Notes	0	0	0	0	0	0
02.020 State Emergency Loans & Advancements (Approved)	0	0	0	0	0	0
02.040 Operating Transfers-In	0	0	0	0	0	0
02.050 Advances-In	0	0	0	0	0	0
02.060 All Other Financing Sources	0	8,379	8,379	30,000	115,939	85,939
02.070 Total Other Financing Sources	0	8,379	8,379	30,000	115,939	85,939
02.080 Total Revenues and Other Financing Sources	1,723,600	1,046,567	677,033-	9,418,353	8,903,083	515,270-
<b>EXPENDITURES</b>						
03.010 Personal Services	1,070,000	1,120,290	50,290	4,030,000	4,116,232	86,232
03.020 Employees' Retirement/Insurance Benefits	505,000	496,647	8,353-	2,030,000	2,020,776	9,224-
03.030 Purchased Services	325,000	282,645	42,355-	1,195,000	1,157,252	37,748-
03.040 Supplies and Materials	73,000	88,173	15,173	398,000	394,581	3,419-
03.050 Capital Outlay	5,000	3,811	1,189-	72,500	65,248	7,252-
03.060 Intergovernmental	0	0	0	0	0	0
04.010 Debt Services: All Principal (Historical)	0	0	0	0	0	0
04.020 Debt Services: Principal - Notes	0	0	0	0	0	0
04.030 Debt Services: Principal - State Loans	0	0	0	0	0	0
04.040 Debt Services: Principal - State Advancements	0	0	0	0	0	0
04.050 Debt Services: Principal - HB 264 Loans	0	0	0	0	0	0
04.055 Debt Services: Principal - Other	0	0	0	0	0	0
04.060 Debt Services: Interest and Fiscal Charges	0	0	0	0	0	0
04.300 Other Objects	6,000	3,256	2,744-	121,000	114,644	6,356-
04.500 Total Expenditures	1,984,000	1,994,822	10,822	7,846,500	7,868,683	22,183
<b>OTHER FINANCING USES</b>						
05.010 Operating Transfers - Out	0	0	0	0	0	0
05.020 Advances - Out	0	0	0	0	0	0
05.030 All Other Financing Uses	0	0	0	0	0	0
05.040 Total Other Financing Uses	0	0	0	0	0	0
05.050 Total Expenditure and Other Financing Uses	1,984,000	1,994,822	10,822	7,846,500	7,868,683	22,183
06.010 Excess Rev & Oth Financing Sources over(under) Exp &	260,400-	948,255-	687,855-	1,571,853	1,034,400	537,453-
07.010 Beginning Cash Balance	11,439,066	11,589,468	150,402	9,606,813	9,606,813	0
07.020 Ending Cash Balance	11,178,666	10,641,213	537,453-	11,178,666	10,641,213	537,453-
08.010 Outstanding Encumbrances	1,750,000	1,930,611	180,611	1,750,000	1,930,611	180,611



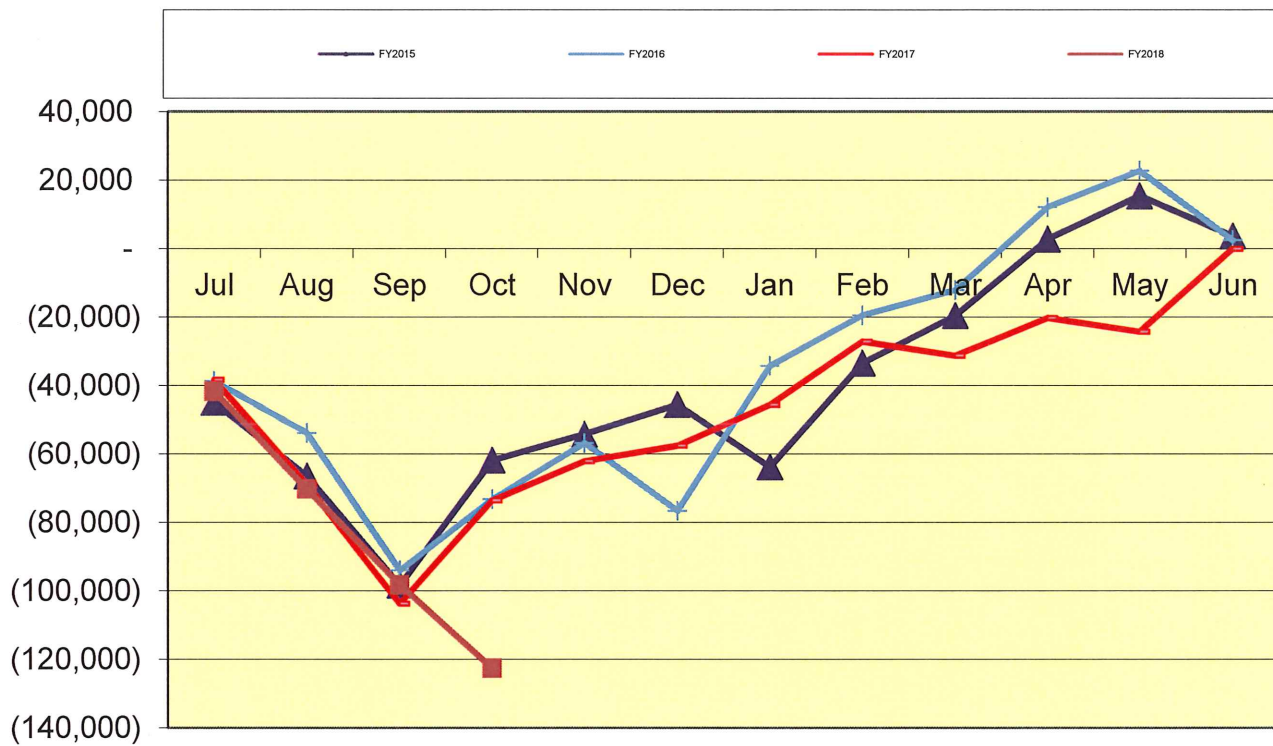
**LEXINGTON LOCAL SCHOOL DISTRICT  
GENERAL FUND ONLY 2017-18  
SUMMARY OF RECEIPTS AND EXPENDITURES - FIVE YEAR FORECAST FORMAT**

LINE 7.010	BEGINNING CASH BALANCE		\$ 9,606,813		
	10/31/2017	FISCAL YEAR TO DATE Estimate	FISCAL YEAR TO DATE Actual	VARIANCE Estimate vs. Actual	PERCENT of VARIANCE
<b>REVENUES</b>					
LINE 1.010	Real Estate Tax	\$ 4,633,943	\$ 4,633,374	(\$569)	-0.01%
LINE 1.020	Personal Property Tax	\$ 259,510	\$ 259,510	\$0	0.00%
LINE 1.030	Income Tax	\$ -	\$ -	\$0	
LINE 1.035	State Funding	\$ 3,444,000	\$ 3,603,002	\$159,002	4.62%
LINE 1.040	Career Tech / Economic Disadv.	\$ 26,400	\$ 24,374	(\$2,026)	-7.67%
LINE 1.050	Property Tax Allocation	\$ 884,500	\$ 56,614	(\$827,886)	-93.60%
LINE 1.060	Other Operating Revenue	\$ 140,000	\$ 210,270	\$70,270	50.19%
LINE 1.070	<b>TOTAL REVENUE</b>	<b>\$ 9,388,353</b>	<b>\$ 8,787,144</b>	<b>(\$601,209)</b>	<b>-6.40%</b>
			\$ -		
LINE 2.01	Proceeds from Notes	\$ -	\$ -	\$0	
LINE 2.04	Transfers In	\$ -	\$ -	\$0	
LINE 2.050	Advances In	\$ -	\$ -	\$0	#DIV/0!
LINE 2.060	Other Financing Sources	\$ 30,000	\$ 115,939	\$85,939	286.46%
LINE 2.070	<b>TOTAL OTHER SOURCES</b>	<b>\$ 30,000</b>	<b>\$ 115,939</b>	<b>\$85,939</b>	<b>286.46%</b>
<b>LINE 2.080</b>	<b>TOTAL REVENUES &amp; Sources</b>	<b>\$ 9,418,353</b>	<b>\$ 8,903,083</b>	<b>(\$515,270)</b>	<b>-5.47%</b>
<b>EXPENSES</b>					
LINE 3.010	Salaries	\$ 4,030,000	\$ 4,116,232	(\$86,232)	-2.14%
LINE 3.020	Retirement and Benefits	\$ 2,030,000	\$ 2,020,726	\$9,274	0.46%
LINE 3.030	Purchased Services	\$ 1,195,000	\$ 1,157,252	\$37,748	3.16%
LINE 3.040	Supplies and Materials	\$ 398,000	\$ 394,581	\$3,419	0.86%
LINE 3.050	Capital Outlay and Equipment	\$ 72,500	\$ 65,248	\$7,252	10.00%
LINE 3.06	INTERGOVERNMENTAL	\$ -	\$ -	\$0	
LINE 4.020	DEBT SERVICE - Notes	\$ -	\$ -	\$0	
LINE 4.060	DEBT SERVICE - Interest charges	\$ -	\$ -	\$0	
LINE 4.300	Other Objects	\$ 121,000	\$ 114,644	\$6,356	5.25%
LINE 4.500	<b>TOTAL EXPENDITURES</b>	<b>\$ 7,846,500</b>	<b>\$ 7,868,683</b>	<b>(\$22,183)</b>	<b>-0.28%</b>
LINE 5.00	TRANSFERS OUT	\$ -	\$ -	\$0	
LINE 5.02	ADVANCES OUT	\$ -	\$ -	\$0	
LINE 5.03	ALL OTHER USES	\$ -	\$ -	\$0	
LINE 5.040	<b>TOTAL OTHER USES</b>	<b>\$ -</b>	<b>\$ -</b>	<b>\$0</b>	
<b>LINE 5.050</b>	<b>TOTAL EXPENDITURES &amp; USES</b>	<b>\$ 7,846,500</b>	<b>\$ 7,868,683</b>	<b>(\$22,183)</b>	<b>-0.28%</b>
		Estimate	Actual	Variance	
LINE 6.010	<b>REVENUES OVER EXPENSES</b>	<b>\$ 1,571,853</b>	<b>\$ 1,034,400</b>	<b>(\$537,453)</b>	
LINE 7.020	<b>ENDING CASH BALANCE</b>	<b>\$ 11,178,666</b>	<b>\$ 10,641,213</b>	<b>(\$537,453)</b>	
	Less Reserves	\$ (87,929)	\$ (87,929)	\$ -	
LINE 8.010	Less Outstanding Encumbrances	\$ (1,750,000)	\$ (1,930,611)	\$ (180,611)	10.32%
<b>LINE 15.010</b>	<b>Unreserved Fund Balance</b>	<b>\$ 9,340,737</b>	<b>\$ 8,622,673</b>	<b>(\$718,064)</b>	<b>-7.69%</b>
	Salaries/Benefits as % of Revenue	Estimate 64.5%	Actual 69.8%	Benchmark Yr. End 80.1% or below	
	<b>True Days Cash - Calendar Days on which can operate</b>	146	135	90 or above optimal	

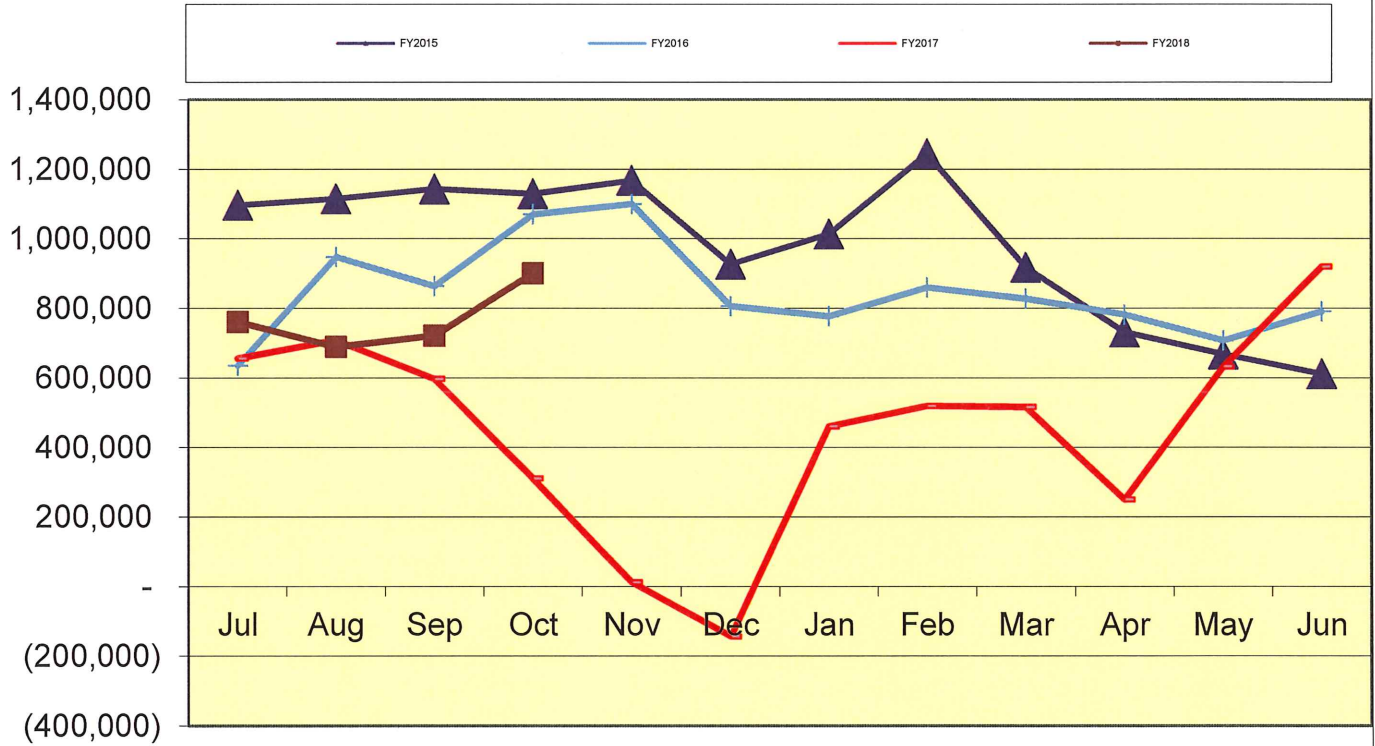
## Lexington Local Schools General Fund Cash Balance



### Lexington Local Schools Food Service Fund Cash Balance



### Lexington Local Schools Employee Benefits Fund Cash Balance



Lexington Local Schools

Permanent Improvement Fund  
10/31/2017

	Budgeted Amount	Actual Fiscal Year Expended	Current Encumbrances	Expenses / Encumbrances Over/Under Estimate	Remaining Estimated PI Project Costs
<b>Instruction and Administration</b>					
JH Science Lab	\$ 7,817.40	\$ 5,678.71	\$ -	\$2,138.69	\$2,138.69
Go Math (Western/Central/Eastern)	\$ 8,208.00	\$ 8,208.00	\$ -	\$0.00	\$0.00
JH PE Equipment	\$ 510.53	\$ 210.52	\$ -	\$300.01	\$300.01
Western Classroom Storage/Activity Table	\$ 1,198.55	\$ -	\$ 1,280.55	(\$82.00)	\$0.00
Curriculum Cubicle Equipment	\$ 1,085.00	\$ 1,085.00	\$ -	\$0.00	\$0.00
Western Classroom Activity Table	\$ 965.77	\$ 865.01	\$ -	\$100.76	\$0.00
Central Storage Cabinet	\$ 1,238.86	\$ 1,238.86	\$ -	\$0.00	\$0.00
Central Playground Equipment	\$ 1,866.15	\$ 1,741.48	\$ -	\$124.67	\$0.00
Central Classroom Roller Map	\$ 170.42	\$ 170.42	\$ -	\$0.00	\$0.00
HS Graphing Calculators	\$ 3,532.30	\$ 3,149.70	\$ -	\$382.60	\$0.00
Central Grade 2 Smart Sets	\$ 2,294.00	\$ 2,142.00	\$ -	\$152.00	\$0.00
HS Psychology Textbooks	\$ 6,006.82	\$ 5,841.04	\$ -	\$165.78	\$0.00
HS Algebra II Textbooks w/Embedded Aleks	\$ 26,442.49	\$ 25,729.56	\$ -	\$712.93	\$0.00
HS AP College Physics Textbooks	\$ 10,494.77	\$ 10,494.77	\$ -	\$0.00	\$0.00
HS Chemistry Textbooks	\$ 19,543.12	\$ 19,543.12	\$ -	\$0.00	\$0.00
HS Accounting Textbooks	\$ 7,412.50	\$ 7,412.50	\$ -	\$0.00	\$0.00
HS Biology Textbooks	\$ 2,920.48	\$ 2,920.50	\$ -	(\$0.02)	\$0.00
HS Business Textbooks	\$ 645.00	\$ 645.00	\$ -	\$0.00	\$0.00
HS American Government Textbooks	\$ 403.00	\$ 403.00	\$ -	\$0.00	\$0.00
Central Discovery Link Science	\$ 1,509.00	\$ -	\$ 1,509.00	\$0.00	\$0.00
Literacy Footprints - 1st Grade Kit	\$ 3,937.50	\$ 3,937.50	\$ -	\$0.00	\$0.00
Literacy Footprints - 2nd Grade Kit Central	\$ 2,409.75	\$ 2,409.75	\$ -	\$0.00	\$0.00
Western Classroom Books - 100 Book Challenge	\$ 4,200.00	\$ 4,200.00	\$ -	\$0.00	\$0.00
Western Classroom Fiction Short Reads	\$ 2,375.00	\$ 2,588.75	\$ -	(\$213.75)	\$0.00
Central Classroom Fiction Short Reads	\$ 4,083.20	\$ 3,712.00	\$ -	\$371.20	\$0.00
Central Classroom Non-Fiction Short Reads	\$ 985.00	\$ 984.27	\$ -	\$0.73	\$0.00
Central Classroom Books	\$ 336.05	\$ 336.05	\$ -	\$0.00	\$0.00
Central Fraction/Decimal Teaching Kit	\$ 109.93	\$ 104.43	\$ -	\$5.50	\$0.00
Central Teacher Synergy Classroom Bundle Kits	\$ 231.50	\$ 229.09	\$ -	\$2.41	\$0.00
Central Classroom Guided Reading Books	\$ 4,059.35	\$ 3,531.56	\$ -	\$527.79	\$0.00
Central Comprehensive Series - 3,5-5,0	\$ 227.10	\$ 227.10	\$ -	\$0.00	\$0.00
Central Learn Our History Classroom Material	\$ 77.50	\$ 77.50	\$ -	\$0.00	\$0.00
Central Liberty Kids Complete Series: 4 DVD Set	\$ 11.99	\$ 12.97	\$ -	(\$0.98)	\$0.00
Central Music	\$ 1,558.12	\$ 1,439.92	\$ -	\$118.20	\$0.00
Central Rekenrek Counting Frame	\$ 495.00	\$ 448.00	\$ -	\$47.00	\$0.00
Central Blinds	\$ 375.00	\$ -	\$ 375.00	\$0.00	\$0.00
Central Classroom Books	\$ 1,200.00	\$ 1,007.77	\$ -	\$192.23	\$0.00
Western Desk Work Station	\$ 141.79	\$ 140.28	\$ -	\$1.51	\$0.00
Western Classroom Equipment (Stability Ball/NeoRak Stool)	\$ 729.29	\$ 647.29	\$ -	\$82.00	\$0.00
Central/Eastern Classroom Fiction Short Reads	\$ 2,604.40	\$ 2,133.36	\$ 644.24	(\$173.20)	\$0.00
Eastern Classroom Chairs/Desks - New 4th Grade	\$ 2,972.10	\$ 2,972.10	\$ -	\$0.00	\$0.00
HS World History/Geography Texts	\$ 983.19	\$ -	\$ 983.19	\$0.00	\$0.00
<b>Maintenance</b>					
HS Roof Project	\$ 183,000.00	\$ 181,650.00	\$ -	\$1,350.00	\$0.00
JH Chair Lift	\$ 36,000.00	\$ 35,000.00	\$ -	\$1,000.00	\$0.00
HS Security Update (Locks, Keys, Panic Devices)	\$ 3,445.00	\$ 3,610.00	\$ -	(\$165.00)	\$0.00
<b>Transportation</b>					
New buses	\$ 185,036.00	\$ 185,036.00	\$ -	\$0.00	\$0.00
<b>Technology</b>					
Computers, servers, tech equip., etc.	\$ 150,000.00	\$ 137,971.86	\$ 2,648.00	\$9,380.14	\$9,380.14
<b>Food Service</b>					
PaySchools Quik Lunch Conversion	\$ 4,325.00	\$ 4,325.00	\$ -	\$0.00	\$0.00
Lunch Conversion Computer Equipment	\$ 5,799.98	\$ 5,799.98	\$ -	\$0.00	\$0.00
Eastern Cafeteria Tables	\$ 6,385.20	\$ -	\$ 6,385.20	\$0.00	\$0.00
<b>Athletics and Student Activities</b>					
HS Athletics Equipment	\$ 5,952.00	\$ 5,952.00	\$ -	\$0.00	\$0.00
HS Athletics Baseball Field Updates	\$ 5,600.00	\$ -	\$ 5,600.00	\$0.00	\$0.00
<b>Fees</b>					
Tax Collection Fees	\$ 14,500.00	\$ 4,951.04	\$ -	\$9,548.96	\$9,548.96
<b>Totals</b>					
<b>Totals</b>	<b>\$ 738,410.10</b>	<b>\$ 692,914.76</b>	<b>\$ 19,425.18</b>	<b>\$26,070.16</b>	<b>\$21,367.80</b>
<b>Total Budgeted</b>	<b>\$ 738,410.10</b>				
Actual Cash Balance 7/1/17	\$ 97,922.89				
Revenues FY18 - Taxes from levy	\$ 264,741.46				
Expenditures FY18	\$ (692,914.76)				
Current Cash Balance	\$ (\$330,250.41)				
Current Encumbrances	\$ (19,425.18)				
Available Balance	\$ (\$349,675.59)				
Remaining Estimated Revenues FY18 - Taxes from levy	\$ 410,258.54				
Less: Remaining Estimated PI Project Costs	\$ (21,367.80)				
6/30/18 Estimated Carryover	\$ 39,215.15				

Lexington Local Schools

Food Service Fund 2017-18 vs. 2016-2017 vs. 2015-2016

							Beginning Balance 7/1/17	\$ 13
<b>2017-2018 Through 10/31/17</b>								
<i>Revenues</i>	District-Wide	High School	Junior High	Eastern	Central	Western	<b>Total</b>	
Student Type A, Ezipay, Misc	\$ -	\$ 30,514	\$ 11,707	\$ 14,803	\$ 10,860	\$ 9,324	\$	77,208
Student Break, Milk & A La Carte	\$ -	\$ 15,477	\$ 3,329	\$ 3,163	\$ 1,142	\$ 1,846	\$	24,957
Adult & Misc revenues	\$ 858	\$ 722	\$ 393	\$ 1,032	\$ 834	\$ 775	\$	4,614
State Reimb	\$ -	\$ -	\$ -	\$ -	\$ -	\$ -	\$	-
Federal Reimb	\$ -	\$ -	\$ -	\$ -	\$ -	\$ -	\$	-
Transfer In	\$ -	\$ -	\$ -	\$ -	\$ -	\$ -	\$	-
<b>Total Revenues</b>	<b>\$ 858</b>	<b>\$ 46,713</b>	<b>\$ 15,429</b>	<b>\$ 18,998</b>	<b>\$ 12,836</b>	<b>\$ 11,945</b>	<b>\$</b>	<b>106,779</b>
<i>Expenses</i>								
Wages	\$ 15,861	\$ 37,942	\$ 16,851	\$ 11,880	\$ 11,733	\$ 11,198	\$	105,465
Severance	\$ -	\$ -	\$ -	\$ -	\$ -	\$ -	\$	-
Retirement	\$ 3,796	\$ 10,640	\$ 3,456	\$ 4,097	\$ 4,297	\$ 2,825	\$	29,111
Medical	\$ 8,857	\$ 16,010	\$ 7,789	\$ 10,673	\$ 2,453	\$ -	\$	45,782
Life, Dent, MC, WC	\$ 427	\$ 1,087	\$ 679	\$ 451	\$ 335	\$ 151	\$	3,130
Purch Serv, Repairs, Phone, Posta	\$ 677	\$ 208	\$ 208	\$ 636	\$ 208	\$ 208	\$	2,145
Supplies	\$ 1,023	\$ -	\$ -	\$ -	\$ -	\$ -	\$	1,023
Food Costs	\$ -	\$ 17,465	\$ 6,534	\$ 12,215	\$ 3,421	\$ 2,950	\$	42,585
Equipment	\$ -	\$ -	\$ -	\$ -	\$ -	\$ -	\$	-
Other Costs	\$ -	\$ -	\$ -	\$ -	\$ -	\$ -	\$	-
<b>Total Expenses</b>	<b>\$ 30,641</b>	<b>\$ 83,352</b>	<b>\$ 35,517</b>	<b>\$ 39,952</b>	<b>\$ 22,447</b>	<b>\$ 17,332</b>	<b>\$</b>	<b>229,241</b>
<b>Net Gain (Loss)</b>	<b>\$ (29,783)</b>	<b>\$ (36,639)</b>	<b>\$ (20,088)</b>	<b>\$ (20,954)</b>	<b>\$ (9,611)</b>	<b>\$ (5,387)</b>	<b>\$</b>	<b>(122,462)</b>
							<b>Ending Cash Balance 10/31/17</b>	<b>\$ (122,449)</b>

							Beginning Balance 7/1/16	\$ 2,553
<b>2016-2017 Through 10/31/16</b>								
<i>Revenues</i>	District-Wide	High School	Junior High	Eastern	Central	Western	<b>Total</b>	
Student Type A, Ezipay, Misc	\$ -	\$ 31,318	\$ 13,108	\$ 13,228	\$ 10,807	\$ 10,348	\$	78,809
Student Break, Milk & A La Carte	\$ -	\$ 17,270	\$ 4,505	\$ 2,583	\$ 1,801	\$ 1,380	\$	27,539
Adult & Misc revenues	\$ 7,173	\$ 1,285	\$ 388	\$ 1,054	\$ 984	\$ 715	\$	11,599
State Reimb	\$ -	\$ -	\$ -	\$ -	\$ -	\$ -	\$	-
Federal Reimb	\$ -	\$ 11,393	\$ 8,066	\$ 12,181	\$ 9,903	\$ 6,586	\$	48,129
<b>Total Revenues</b>	<b>\$ 7,173</b>	<b>\$ 61,266</b>	<b>\$ 26,067</b>	<b>\$ 29,046</b>	<b>\$ 23,495</b>	<b>\$ 19,029</b>	<b>\$</b>	<b>166,076</b>
<i>Expenses</i>								
Wages	\$ 15,627	\$ 37,314	\$ 19,320	\$ 12,978	\$ 10,776	\$ 10,700	\$	106,715
Severance	\$ -	\$ -	\$ -	\$ -	\$ -	\$ -	\$	-
Retirement	\$ 3,719	\$ 11,873	\$ 3,783	\$ 5,654	\$ 2,860	\$ 2,084	\$	29,973
Medical	\$ 7,771	\$ 14,047	\$ 9,956	\$ 9,365	\$ -	\$ -	\$	41,139
Life, Dent, MC, WC	\$ 422	\$ 1,094	\$ 692	\$ 456	\$ 174	\$ 147	\$	2,985
Purch Serv, Repairs, Phone, Posta	\$ 1,030	\$ 3,465	\$ 1,148	\$ 538	\$ 538	\$ 538	\$	7,257
Supplies	\$ 2,007	\$ -	\$ -	\$ -	\$ -	\$ -	\$	2,007
Food Costs	\$ -	\$ 22,618	\$ 7,062	\$ 14,502	\$ 4,374	\$ 3,562	\$	52,118
Equipment	\$ -	\$ -	\$ -	\$ -	\$ -	\$ -	\$	-
Other Costs	\$ -	\$ -	\$ -	\$ -	\$ -	\$ -	\$	-
<b>Total Expenses</b>	<b>\$ 30,576</b>	<b>\$ 90,411</b>	<b>\$ 41,961</b>	<b>\$ 43,493</b>	<b>\$ 18,722</b>	<b>\$ 17,031</b>	<b>\$</b>	<b>242,194</b>
<b>Net Gain (Loss)</b>	<b>\$ (23,403)</b>	<b>\$ (29,145)</b>	<b>\$ (15,894)</b>	<b>\$ (14,447)</b>	<b>\$ 4,773</b>	<b>\$ 1,998</b>	<b>\$</b>	<b>(76,118)</b>
							<b>Ending Cash Balance 10/31/16</b>	<b>\$ (73,565)</b>

							Beginning Balance 7/1/15	\$ 3,707
<b>2015-2016 Through 10/31/15</b>								
<i>Revenues</i>	District-Wide	High School	Junior High	Eastern	Central	Western	<b>Total</b>	
Student Type A, Ezipay, Misc	\$ -	\$ 36,674	\$ 12,372	\$ 13,470	\$ 9,412	\$ 10,111	\$	82,039
Student Break, Milk & A La Carte	\$ -	\$ 18,840	\$ 4,682	\$ 2,772	\$ 1,992	\$ 1,606	\$	29,892
Adult & Misc revenues	\$ 5,277	\$ 1,859	\$ 503	\$ 1,059	\$ 914	\$ 667	\$	10,279
State Reimb	\$ -	\$ -	\$ -	\$ -	\$ -	\$ -	\$	-
Federal Reimb	\$ -	\$ 11,047	\$ 6,562	\$ 9,092	\$ 9,212	\$ 5,833	\$	41,746
<b>Total Revenues</b>	<b>\$ 5,277</b>	<b>\$ 68,420</b>	<b>\$ 24,119</b>	<b>\$ 26,393</b>	<b>\$ 21,530</b>	<b>\$ 18,217</b>	<b>\$</b>	<b>163,956</b>
<i>Expenses</i>								
Wages	\$ 15,081	\$ 33,162	\$ 19,588	\$ 14,870	\$ 10,519	\$ 10,653	\$	103,873
Severance	\$ -	\$ -	\$ -	\$ -	\$ -	\$ -	\$	-
Retirement	\$ 3,602	\$ 11,369	\$ 3,873	\$ 4,325	\$ 3,894	\$ 3,712	\$	30,775
Medical	\$ 7,254	\$ 13,114	\$ 9,294	\$ 8,742	\$ -	\$ -	\$	38,404
Life, Dent, MC, WC	\$ 416	\$ 1,046	\$ 720	\$ 474	\$ 171	\$ 147	\$	2,974
Purch Serv, Repairs, Phone, Posta	\$ 1,293	\$ 1,042	\$ 629	\$ 588	\$ 588	\$ 588	\$	4,728
Supplies	\$ 775	\$ -	\$ -	\$ -	\$ -	\$ -	\$	775
Food Costs	\$ -	\$ 28,234	\$ 9,275	\$ 14,458	\$ 4,066	\$ 3,237	\$	59,270
Equipment	\$ -	\$ -	\$ -	\$ -	\$ -	\$ -	\$	-
Other Costs	\$ -	\$ -	\$ -	\$ -	\$ -	\$ -	\$	-
<b>Total Expenses</b>	<b>\$ 28,421</b>	<b>\$ 87,967</b>	<b>\$ 43,379</b>	<b>\$ 43,457</b>	<b>\$ 19,238</b>	<b>\$ 18,337</b>	<b>\$</b>	<b>240,799</b>
<b>Net Gain (Loss)</b>	<b>\$ (23,144)</b>	<b>\$ (19,547)</b>	<b>\$ (19,260)</b>	<b>\$ (17,064)</b>	<b>\$ 2,292</b>	<b>\$ (120)</b>	<b>\$</b>	<b>(76,843)</b>
							<b>Ending Cash Balance 10/31/15</b>	<b>\$ (73,136)</b>

Check#	Check Date	Org Sta	Vendor Paid	Check Amount	Status Date
080645	10/05/2017	W/R	BENSON, DENISE	450.00	10/06/2017
080646	10/05/2017	W/R	RESIDENCE INN MARRIOTT	1,054.20	10/16/2017
080647	10/05/2017	W/R	AMERICAN ELECTRIC POWER	23,123.29	10/11/2017
080648	10/05/2017	W/R	FAIRFIELD INN & SUITES	325.96	10/26/2017
080649	10/05/2017	W/R	KATHREIN, MICHAEL	30.00	10/11/2017
080650	10/06/2017	W/R	STAPLES	241.34	10/16/2017
080651	10/06/2017	W/R	STONE RIDGE GOLF COURSE	300.00	10/11/2017
080652	10/06/2017	W/R	ADVANCED TURF SOLUTIONS	2,418.30	10/16/2017
080653	10/06/2017	W/R	NICKLES BAKERY	736.42	10/16/2017
080654	10/06/2017	W/R	AMAZON.COM/ AMEX	2,077.11	10/16/2017
080655	10/06/2017	W/R	LITTLE, ANDY J	125.00	10/27/2017
080656	10/06/2017	W/R	ASHLAND UNIVERSITY	378.80	10/19/2017
080657	10/06/2017	W/R	AUTOMATION PARTS WAREHOUSE	237.00	10/17/2017
080658	10/06/2017	W/R	AWARDSMITH	17.00	10/16/2017
080659	10/06/2017	W/R	B & B DRAIN SERVICE	400.00	10/12/2017
080660	10/06/2017	W/R	BAKER VEHICLE SYSTEMS, INC.	145.12	10/13/2017
080661	10/06/2017	W/R	BP ELECTRIC OF OHIO, INC	100.00	10/13/2017
080662	10/06/2017	W/R	PAULEY, BRETT	125.00	10/18/2017
080663	10/06/2017	W/R	BRICKER & ECKLER LLP	57.66	10/13/2017
080664	10/06/2017	W/R	BRIDGEWAY ACADEMY	4,596.00	10/16/2017
080665	10/06/2017	W/R	BUCKEYE CENTRAL H.S.	100.00	10/17/2017
080666	10/06/2017	W/R	BALLIETT, CAROLEE	49.32	10/16/2017
080667	10/06/2017	W/R	CDI COMPUTERS DEALERS INC.	630.00	10/18/2017
080668	10/06/2017	W/R	CLEARWATER SYSTEMS	59.80	10/13/2017
080669	10/06/2017	W/R	COLE DISTRIBUTING	235.69	10/13/2017
080670	10/06/2017	W/R	CULLIGAN QUALITY WATER	37.00	10/18/2017
080671	10/06/2017	W/R	LANTZ, DEBBIE	179.88	10/17/2017
080672	10/06/2017	W/R	DELL MARKETING L.P.	129.30	10/16/2017
080673	10/06/2017	W/R	MARIKIS, DENNIS	1,900.00	10/17/2017
080674	10/06/2017	W/R	DRAIN PRO	250.00	10/30/2017
080675	10/06/2017	W/R	SANTAMARIA, EMILY	54.00	10/16/2017
080676	10/06/2017	W/R	EQUIPARTS	774.83	10/13/2017
080677	10/06/2017	W/R	FURBAY/MANSFIELD ELECTRIC	788.38	10/13/2017
080678	10/06/2017	W/R	G & L SUPPLY CO.	490.20	10/16/2017
080679	10/06/2017	W/R	GRAINGER	1,953.75	10/17/2017
080680	10/06/2017	W/R	HD SUPPLY FACILITIES	350.04	10/18/2017
080681	10/06/2017	W/R	MACK, HEIDI	500.00	10/24/2017
080682	10/06/2017	W/R	HEINEMANN	7,467.59	10/17/2017
080683	10/06/2017	W/R	HOBART SERVICE	175.54	10/17/2017
080684	10/06/2017	W/R	RIVERSIDE PUBLISHING	1,892.87	10/16/2017
080685	10/06/2017	W/R	J & B ACCOUSTICAL	1,845.68	10/12/2017
080686	10/06/2017	W/R	VANHOUTEN, JON	125.00	10/16/2017
080687	10/06/2017	W/R	KELL ACE HARDWARE	41.57	10/13/2017
080688	10/06/2017	W/R	KENS APPLIANCE REPAIR LLC	47.97	10/13/2017
080689	10/06/2017	W/R	LOW TEMP REFRIGERATION INC.	427.40	10/17/2017
080690	10/06/2017	W/R	MANSFIELD AUTO PARTS	3,954.56	10/16/2017
080691	10/06/2017	W/W	MARION HARDING HIGH SCHOOL	150.00	
080692	10/06/2017	W/R	MID-OHIO ED. SERVICE CENTER	380.00	10/12/2017
080693	10/06/2017	W/R	MNJ TECHNOLOGIES DIRECT INC	605.26	10/17/2017
080694	10/06/2017	W/R	MVD SPORTS	6,242.45	10/13/2017
080695	10/06/2017	W/R	NEWS-2-YOU, INC.	727.00	10/17/2017
080696	10/06/2017	W/R	ACORN DISTRIBUTORS, INC.	102.71	10/16/2017

Check#	Check Date	Org Sta	Vendor Paid	Check Amount	Status Date
080697	10/06/2017	W/R	NORTH CENTRAL OHIO ESC	624.75	10/13/2017
080698	10/06/2017	W/R	NOVA LUNA EDUC & CONSULTING	972.00	10/16/2017
080699	10/06/2017	W/R	OHIO ART EDUCATION ASSOC.	730.00	10/25/2017
080700	10/06/2017	W/R	QUESTIONS UNLIMITED	60.00	10/17/2017
080701	10/06/2017	W/R	RENHILL GROUP, INC.	3,126.01	10/13/2017
080702	10/06/2017	W/R	SCHMIDT SECURITY	104.00	10/16/2017
080703	10/06/2017	W/R	SCHOLASTIC CLASSROOM MAGAZINES	2,197.80	10/18/2017
080704	10/06/2017	W/R	SCHOOL SPECIALTY INC.	961.83	10/16/2017
080705	10/06/2017	W/R	SIESEL DISTRIBUTING, LLC	2,234.45	10/16/2017
080706	10/06/2017	W/W	SPYDER SIGNS AND GRAPHICS	175.00	
080707	10/06/2017	W/R	TEAM SPORTS, INC	935.00	10/16/2017
080708	10/06/2017	W/W	BOWLING CLUB AT OHIO STATE	274.00	
080709	10/06/2017	W/R	THE CONTAINER STORE	175.12	10/25/2017
080710	10/06/2017	W/R	MCDANIEL, TRACY	59.71	10/27/2017
080711	10/06/2017	W/R	TRANSPORTATION ACCESSORIES CO.	915.57	10/13/2017
080712	10/06/2017	W/R	WEAVER, TROY J	125.00	10/17/2017
080713	10/06/2017	W/R	US BANK	126.37	10/19/2017
080714	10/06/2017	W/R	VOLZ FENCING	1,700.00	10/17/2017
080715	10/06/2017	W/R	WARD CUSTOM APPAREL	2,679.00	10/13/2017
080716	10/06/2017	W/R	WOLFF BROS. SUPPLY, INC.	1,092.50	10/13/2017
080717	10/10/2017	W/R	SMITH, GREG	40.00	10/17/2017
080718	10/10/2017	W/R	SCHAUB, RON	50.00	10/16/2017
080719	10/10/2017	W/R	RED HAWK RUN GOLF COURSE	90.00	10/27/2017
080720	10/11/2017	W/R	OHIO ART EDUCATION ASSOC.	730.00	10/25/2017
080721	10/12/2017	W/R	BEST BUY	1,368.99	10/17/2017
080722	10/13/2017	W/R	PICTURE PERFECT PHOTOBOOTH LLC	405.00	10/17/2017
080723	10/13/2017	W/R	WEAVER, TROY J	93.75	10/18/2017
080725	10/16/2017	W/R	ADVANCED TURF SOLUTIONS	470.00	10/24/2017
080726	10/16/2017	W/R	SHELDON, AMANDA	110.00	10/23/2017
080727	10/16/2017	W/R	SMITH, ASHLEY	261.81	10/19/2017
080728	10/16/2017	W/R	BARNES & NOBLE	80.57	10/24/2017
080729	10/16/2017	W/R	BARNES & NOBLE COLLEGE BOOKSEL	500.20	10/23/2017
080730	10/16/2017	W/R	C. ESHELMAN CONCRETE	3,569.89	10/25/2017
080731	10/16/2017	W/R	CARDINAL BUS SALES & SERVICE	670.34	10/20/2017
080732	10/16/2017	W/R	CLEARWATER SYSTEMS	59.80	10/20/2017
080733	10/16/2017	W/R	CLOVERLEAF LOCAL SCHOOLS	180.00	10/24/2017
080734	10/16/2017	W/R	COLE DISTRIBUTING	16,548.53	10/20/2017
080735	10/16/2017	W/R	DAKTRONICS, INC.	1,750.00	10/23/2017
080736	10/16/2017	W/R	SMITH, DAVID	45.00	10/25/2017
080737	10/16/2017	W/R	DRAIN PRO	325.00	10/30/2017
080738	10/16/2017	W/R	JEFFRIES, DREW T	100.00	10/20/2017
080739	10/16/2017	W/R	SANTAMARIA, EMILY	104.93	10/19/2017
080740	10/16/2017	W/R	EQUIPARTS	1,196.44	10/20/2017
080741	10/16/2017	W/R	FURBAY/MANSFIELD ELECTRIC	91.64	10/20/2017
080742	10/16/2017	W/R	HARCOURT OUTLINE, INC.	314.68	10/23/2017
080743	10/16/2017	W/R	HD SUPPLY FACILITIES	621.60	10/24/2017
080744	10/16/2017	W/R	HEINEMANN	262.90	10/24/2017
080745	10/16/2017	W/R	HUGH O'BRIAN YOUTH LEADERSHIP	225.00	10/24/2017
080746	10/16/2017	W/R	ITsavvy	1,220.00	10/23/2017
080747	10/16/2017	W/V	J & B ACCOUSTICAL	795.00	10/31/2017
080748	10/16/2017	W/R	WYANT, JANELLE	575.00	10/24/2017
080749	10/16/2017	W/R	BRIGHT, JESSICA	63.67	10/24/2017



Check#	Check Date	Org Sta	Vendor Paid	Check Amount	Status Date
080750	10/16/2017	W/R	JOSTEN'S	639.15	10/23/2017
080751	10/16/2017	W/R	JULIAN & GRUBE, INC.	1,900.00	10/24/2017
080752	10/16/2017	W/V	DETLEF, JULIE	597.40	10/16/2017
080753	10/16/2017	W/R	FREEMAN, KAREN	58.32	10/18/2017
080754	10/16/2017	W/R	GUY, KATHERINE	575.00	10/31/2017
080755	10/16/2017	W/R	LEARNING A-Z	1,869.45	10/23/2017
080756	10/16/2017	W/R	LEXINGTON CONCRETE &	355.00	10/20/2017
080757	10/16/2017	W/R	LEXINGTON LOCAL SCHOOLS	819.50	10/26/2017
080758	10/16/2017	W/R	HALLABRIN, MARYANN	184.55	10/23/2017
080759	10/16/2017	W/W	MATHCOUNTS	180.00	
080760	10/16/2017	W/R	BETSCHER, MELISSA	24.00	10/23/2017
080761	10/16/2017	W/R	MCGUIRE, MICHELLE	11,500.00	10/23/2017
080762	10/16/2017	W/R	MID-OHIO ED. SERVICE CENTER	396.00	10/19/2017
080763	10/16/2017	W/R	PEARSON ASSESSMENTS	893.25	10/23/2017
080764	10/16/2017	W/R	NATIONAL COUNCIL OF	1,880.00	10/27/2017
080765	10/16/2017	W/R	ACORN DISTRIBUTORS, INC.	291.05	10/20/2017
080766	10/16/2017	W/R	OASSA	190.00	10/23/2017
080767	10/16/2017	W/R	OCLRE	195.00	10/27/2017
080768	10/16/2017	W/R	OCTM	100.00	10/24/2017
080769	10/16/2017	W/R	PEARSON EDUCATION	449.95	10/23/2017
080770	10/16/2017	W/R	PHONAK LLC	2,457.98	10/23/2017
080771	10/16/2017	W/R	R.E.M. COMMUNICATIONS, INC.	4,932.00	10/23/2017
080772	10/16/2017	W/R	RENWICK, WELSH & BURTON	11,760.00	10/23/2017
080773	10/16/2017	W/R	RIDDELL	922.70	10/20/2017
080774	10/16/2017	W/R	RUMPKE	1,077.13	10/20/2017
080775	10/16/2017	W/W	SALVATION ARMY KROC CENTER	360.00	
080776	10/16/2017	W/R	THORBURN, SARA	124.00	10/20/2017
080777	10/16/2017	W/R	SCHOOL SPECIALTY INC.	99.02	10/23/2017
080778	10/16/2017	W/R	HOLLOWAY, SHEILA	280.00	10/27/2017
080779	10/16/2017	W/R	SMETZ'S TIRE SERVICE CENTER	1,812.60	10/23/2017
080780	10/16/2017	W/R	SMITHFOODS, INC	3,368.17	10/23/2017
080781	10/16/2017	W/R	STANTON SHEET MUSIC	282.45	10/20/2017
080782	10/16/2017	W/R	SAURERS, STEPHANIE	112.00	10/18/2017
080783	10/16/2017	W/R	YOUNG, SUSAN	575.00	10/20/2017
080784	10/16/2017	W/R	OSU KEEP BOOKS	1,650.00	10/24/2017
080785	10/16/2017	W/W	PERRY, TIFFANY	4.50	
080786	10/16/2017	W/R	OHIO BUREAU OF CRIMINAL IDENT.	462.00	10/23/2017
080787	10/16/2017	W/R	TREASURER, STATE OF OHIO	100.00	10/24/2017
080788	10/16/2017	W/R	U.S. AWARDS, INC.	1,409.44	10/24/2017
080789	10/16/2017	W/R	WOLFF BROS. SUPPLY, INC.	2,142.44	10/20/2017
080790	10/16/2017	W/R	DETLEF, JULIE	604.40	10/20/2017
080791	10/16/2017	W/W	PASADENA ISD EDUCATION FOUND	649.62	
080792	10/16/2017	W/R	SLATON, VALERIE	130.00	10/25/2017
080793	10/16/2017	W/W	PASADENA ISD EDUCATION FOUND	157.00	
080794	10/16/2017	W/R	SLATON, VALERIE	282.00	10/25/2017
080795	10/17/2017	W/W	PASADENA ISD EDUCATION FOUND	100.00	
080796	10/17/2017	W/R	PASADENA ISD EDUCATION FOUND	1,059.84	10/26/2017
080797	10/17/2017	W/R	BENSON, DENISE	95.00	10/23/2017
080798	10/17/2017	W/R	SCHAUB, RON	60.00	10/26/2017
080799	10/17/2017	W/R	SPRINGHILL SUITES CINCI NE	233.26	10/26/2017
080800	10/17/2017	B/V	LIDDICK, BRIANNE & MATTHEW	100.00	10/17/2017
080801	10/17/2017	B/B	LIDDICK, BRIANNE & MATTHEW	60.00	

Check#	Check Date	Org Sta	Vendor Paid	Check Amount	Status Date
080802	10/17/2017	B/B	LIPPS, JOSHUA	30.00	
080803	10/17/2017	B/B	PRICE, ROBERT & HANNAH	100.00	
080804	10/17/2017	B/B	POTH, JASON & FRESCIA	129.00	
080805	10/17/2017	B/R	WOERTH, SONJA	47.00	10/26/2017
080806	10/17/2017	B/B	KABBAZ, SHEILIA	41.00	
080807	10/17/2017	B/R	PHILLIPS, MARY	33.00	10/26/2017
080808	10/18/2017	W/R	KEDING, ALEXANDER	218.75	10/24/2017
080809	10/18/2017	W/R	ALL OHIO COUNSELORS CONFERENCE	300.00	10/24/2017
080810	10/18/2017	W/R	BALL, BENJAMIN	14.45	10/23/2017
080811	10/18/2017	W/R	CDW-G	132.01	10/23/2017
080812	10/18/2017	W/R	CHARLES RITTER CO.	191.82	10/23/2017
080813	10/18/2017	W/R	COLUMBIA GAS OF OHIO	667.87	10/26/2017
080814	10/18/2017	W/R	COLUMBUS PRO PERCUSSION, INC.	42.61	10/24/2017
080815	10/18/2017	W/R	D & D INSTRUMENTS	1,002.00	10/25/2017
080816	10/18/2017	W/R	ANDERSON, DALE	80.00	10/31/2017
080817	10/18/2017	W/R	BOND, DAVID A	54.57	10/27/2017
080818	10/18/2017	W/R	SATERFIELD, ERIC	80.00	10/25/2017
080819	10/18/2017	W/R	FUSION APPAREL	593.40	10/25/2017
080820	10/18/2017	W/W	EGGERTON, GENELLE	119.84	
080821	10/18/2017	W/R	GILBARCO INC.	90.00	10/23/2017
080822	10/18/2017	W/R	GIONINO'S PIZZERIA	110.00	10/25/2017
080823	10/18/2017	W/R	HARCOURT OUTLINE, INC.	79.83	10/24/2017
080824	10/18/2017	W/R	HCC LIFE INSURANCE CO	33,510.61	10/23/2017
080825	10/18/2017	W/R	HYATT REGENCY	374.00	10/27/2017
080826	10/18/2017	W/W	WHITESEL, JASON	56.18	
080827	10/18/2017	W/R	FREEMAN, KAREN	8.03	10/23/2017
080828	10/18/2017	W/R	KIMBALL MIDWEST	145.89	10/23/2017
080829	10/18/2017	W/R	PORT-A-POT	1,048.00	10/30/2017
080830	10/18/2017	W/W	ALEXANDER, KRISTA	179.96	
080831	10/18/2017	W/R	KROGER COMPANY	156.29	10/24/2017
080832	10/18/2017	W/R	MASTERWORKS PRESS	440.00	10/25/2017
080833	10/18/2017	W/R	METROPOLITAN EDUCATIONAL	1,132.35	10/25/2017
080834	10/18/2017	W/R	MID-OHIO ED. SERVICE CENTER	104.00	10/23/2017
080835	10/18/2017	W/R	OAESA	275.00	10/24/2017
080836	10/18/2017	W/W	OHIO CASUALTY INSURANCE CO.	378.00	
080837	10/18/2017	W/R	PSAT/NMSQT	960.00	10/24/2017
080838	10/18/2017	W/R	QUENCH	38.00	10/24/2017
080839	10/18/2017	W/R	READY AT FIVE	179.85	10/24/2017
080840	10/18/2017	W/W	BIGLEY, REBECCA-NON 1099	242.56	
080841	10/18/2017	W/R	RENHILL GROUP, INC.	422.73	10/24/2017
080842	10/18/2017	W/R	RIDDELL	6,966.90	10/30/2017
080843	10/18/2017	W/R	TOMMELLEO, ROBERT J	20.33	10/23/2017
080844	10/18/2017	W/R	SCHOOL SPECIALTY INC.	168.03	10/23/2017
080845	10/18/2017	W/R	SPARC	7,000.00	10/23/2017
080846	10/18/2017	W/R	STANTON SHEET MUSIC	69.75	10/24/2017
080847	10/18/2017	W/W	COLLEGE BOARD, THE	400.00	
080848	10/18/2017	W/R	SCHEIBER, TODD	60.99	10/27/2017
080849	10/18/2017	W/R	KIST, TRISHA	24.00	10/24/2017
080850	10/18/2017	W/R	VASU COMMUNICATIONS, INC.	1,029.10	10/24/2017
080851	10/19/2017	W/R	SLATON, VALERIE	200.00	10/30/2017
080852	10/20/2017	W/R	THEM, PETER	140.00	10/24/2017
080853	10/23/2017	W/R	MOORE, JENNIFER	75.00	10/24/2017

Check#	Check Date	Org Sta	Vendor Paid	Check Amount	Status Date
080854	10/23/2017	W/W	ABDO PUBLISHING	229.24	
080855	10/23/2017	W/R	ADVANCED KEY & LOCK SHOP	3,610.00	10/27/2017
080856	10/23/2017	W/R	ADVANCED TURF SOLUTIONS	1,707.06	10/31/2017
080857	10/23/2017	W/R	SHELDON, AMANDA	160.00	10/31/2017
080858	10/23/2017	W/R	AMERICAN ELECTRIC POWER	24,833.38	10/31/2017
080859	10/23/2017	W/W	CAROTHERS PEST CONTROL LLC	375.00	
080860	10/23/2017	W/R	CDW-G	650.44	10/30/2017
080861	10/23/2017	W/W	COWLES, CINDY	1,068.48	
080862	10/23/2017	W/R	CLEARWATER SYSTEMS	333.04	10/30/2017
080863	10/23/2017	W/R	COLES ENERGY, INC.	1,623.58	10/30/2017
080864	10/23/2017	W/R	CORE & MAIN LP	120.24	10/31/2017
080865	10/23/2017	W/W	JEFFRIES, DREW T	205.00	
080866	10/23/2017	W/R	NORTH CENTRAL STATE COLLEGE	4,339.08	10/30/2017
080867	10/23/2017	W/W	GRAINGER	110.83	
080868	10/23/2017	W/W	HILLIARD DARBY	200.00	
080869	10/23/2017	W/R	ITsavvy	1,974.00	10/31/2017
080870	10/23/2017	W/R	J & B ACOUSTICAL	600.25	10/27/2017
080871	10/23/2017	W/R	K B Z ELECTRIC INC.	331.50	10/30/2017
080872	10/23/2017	W/W	KELL ACE HARDWARE	328.67	
080873	10/23/2017	W/W	DOVE, KELLEY	51.99	
080874	10/23/2017	W/R	LESCH BATTERY & POWER	16.00	10/31/2017
080875	10/23/2017	W/W	MENARDS	117.34	
080876	10/23/2017	W/R	MID-OHIO ED. SERVICE CENTER	265.25	10/27/2017
080877	10/23/2017	W/R	ACORN DISTRIBUTORS, INC.	5,422.75	10/30/2017
080878	10/23/2017	W/W	POWER PLUS INTERNATIONAL	156.15	
080879	10/23/2017	W/W	RC THERAPY SERVICES, INC.	8,262.75	
080880	10/23/2017	W/R	RENHILL GROUP, INC.	11,031.19	10/30/2017
080881	10/23/2017	W/R	SCHMIDT SECURITY	170.85	10/31/2017
080882	10/23/2017	W/R	SCHOOL SPECIALTY INC.	479.94	10/30/2017
080883	10/23/2017	W/R	SHIFFLER EQUIPMENT SALES	1,653.00	10/30/2017
080884	10/23/2017	W/R	WARD'S NATURAL SCIENCE	576.86	10/27/2017
080885	10/23/2017	W/R	WOLFF BROS. SUPPLY, INC.	272.78	10/30/2017
080886	10/24/2017	W/R	BENSON, DENISE	180.00	10/30/2017
080887	10/24/2017	W/W	NCOCC	33,616.30	
080888	10/25/2017	W/W	MACK, HEIDI	150.00	
080889	10/25/2017	M/V	RICHLAND COUNTY AUDITOR	196.17	10/25/2017
080890	10/25/2017	W/R	MOORE, JENNIFER	75.00	10/26/2017
080891	10/26/2017	W/W	OHIO ART EDUCATION ASSOC.	365.00	
080892	10/30/2017	W/W	KEDING, ALEXANDER	125.00	
080893	10/30/2017	W/W	LAURY, ALLAN	80.00	
080894	10/30/2017	W/W	LITTLE, ANDY J	125.00	
080895	10/30/2017	W/W	RUSH, ANNETTE	144.40	
080896	10/30/2017	W/W	AWARDSMITH	72.00	
080897	10/30/2017	W/W	CBIZ BENEFITS & INSURANCE	2,750.00	
080898	10/30/2017	W/W	CDI COMPUTERS DEALERS INC.	165.00	
080899	10/30/2017	W/W	CHARLES RITTER CO.	53.42	
080900	10/30/2017	W/W	ANDERSON, DALE	90.00	
080901	10/30/2017	W/W	KUHN, DAVE	80.00	
080902	10/30/2017	W/W	BROWNELL, EDWINA	450.00	
080903	10/30/2017	W/W	SANTAMARIA, EMILY	288.98	
080904	10/30/2017	W/W	SATERFIELD, ERIC	160.00	
080905	10/30/2017	W/W	GIONINO'S PIZZERIA	98.00	

Check#	Check Date	Org Sta	Vendor Paid	Check Amount	Status Date
080906	10/30/2017	W/W	ITsavvy	2,744.00	
080907	10/30/2017	W/W	KELL ACE HARDWARE	23.04	
080908	10/30/2017	W/W	TOMMELLEO, LOUIS MICHAEL	125.00	
080909	10/30/2017	W/W	ROGGIO, MATT	250.00	
080910	10/30/2017	W/W	HASSMANN, MELISSA	9.49	
080911	10/30/2017	W/W	MENARDS	23.24	
080912	10/30/2017	W/W	MID-OHIO ED. SERVICE CENTER	812.00	
080913	10/30/2017	W/W	OFLA	200.00	
080914	10/30/2017	W/W	ORIENTAL TRADING COMPANY	308.74	
080915	10/30/2017	W/W	CANNON, PATRICK	64.95	
080916	10/30/2017	W/W	PEPPLE & WAGGONER, LTD.	664.52	
080917	10/30/2017	W/W	RENHILL GROUP, INC.	10,006.07	
080918	10/30/2017	W/W	RIDDELL	32.39	
080919	10/30/2017	W/W	KNUCKLES, RYAN	39.80	
080920	10/30/2017	W/W	RIGGLEMAN, RYAN	125.00	
080921	10/30/2017	W/W	SAM'S CLUB	637.03	
080922	10/30/2017	W/W	SCHOOL SPECIALTY INC.	1,563.28	
080923	10/30/2017	W/W	THEM, SCOTT	160.00	
080924	10/30/2017	W/W	HOLLOWAY, SHEILA	455.00	
080925	10/30/2017	W/W	SHERWIN-WILLIAMS	548.02	
080926	10/30/2017	W/W	SOUTHEASTERN PERFORMANCE APPL.	914.85	
080927	10/30/2017	W/W	SPYDER SIGNS AND GRAPHICS	40.00	
080928	10/30/2017	W/W	STAPLES	67.90	
080929	10/30/2017	W/W	TEAM SPORTS, INC	600.00	
080930	10/30/2017	W/W	THE CENTER FOR INDIVIDUAL &	5,797.15	
080931	10/30/2017	W/W	TOM MILLER GRAPHIC DESIGN	100.00	
080932	10/30/2017	W/W	WEAVER, TROY J	125.00	
080933	10/30/2017	W/W	US BANK	4,444.64	
080934	10/30/2017	W/W	VERIZON WIRELESS	971.81	
080935	10/30/2017	W/W	POST MASTER	679.28	
080936	10/31/2017	W/W	BENSON, DENISE	540.00	
080937	10/31/2017	W/W	SLATON, VALERIE	95.00	
080938	10/31/2017	W/W	KEDING, ALEXANDER	125.00	
080939	10/31/2017	W/W	BUREAU OF EDUCATION & RESEARCH	259.00	
080940	10/31/2017	W/W	NEER, CALEB	125.00	
080941	10/31/2017	W/W	CDW-G	394.09	
080942	10/31/2017	W/W	CenturyLink	1,388.66	
080943	10/31/2017	W/W	CHARLES RITTER CO.	217.46	
080944	10/31/2017	W/W	COWLES, CINDY	1,068.48	
080945	10/31/2017	W/W	DOUTT, CONNIE	25.98	
080946	10/31/2017	W/W	CUBICLES.COM	542.50	
080947	10/31/2017	W/W	DELL MARKETING L.P.	26.00	
080948	10/31/2017	W/W	ESC OF CUYAHOGA COUNTY	500.00	
080949	10/31/2017	W/W	KUEHNLE, GREGORY	167.00	
080950	10/31/2017	W/W	RIVERSIDE PUBLISHING	1,673.98	
080951	10/31/2017	W/W	HOUGHTON MIFFLIN HARCOURT	274.00	
080952	10/31/2017	W/W	WHITESEL, JASON	85.07	
080953	10/31/2017	W/W	BERRY, JENNIFER	293.20	
080954	10/31/2017	W/W	DETLEF, JULIE	217.00	
080955	10/31/2017	W/W	TOMMELLEO, LOUIS MICHAEL	125.00	
080956	10/31/2017	W/W	HASSMANN, MELISSA	13.98	
080957	10/31/2017	W/W	KATHREIN, MICHAEL	67.20	

Check#	Check Date	Org Sta	Vendor Paid	Check Amount	Status Date
080958	10/31/2017	W/W	MASON, MICHAEL	85.00	
080959	10/31/2017	W/W	MVD SPORTS	87.38	
080960	10/31/2017	W/W	NORTH CENTRAL OHIO ESC	1,267.88	
080961	10/31/2017	W/W	OADEP	300.00	
080962	10/31/2017	W/W	RICHLAND NEWHOPE CENTER	675.00	
080963	10/31/2017	W/W	RIGGLEMAN, RYAN	125.00	
080964	10/31/2017	W/W	SCHOOL HEALTH CORP.	560.09	
080965	10/31/2017	W/W	SHELLY SMITH AND SONS LTD	300.00	
080966	10/31/2017	W/W	SHERWIN-WILLIAMS	50.71	
080967	10/31/2017	W/W	GUY, STEVEN C	2,200.00	
080968	10/31/2017	W/W	SUNBELT RENTALS	1,115.40	
080969	10/31/2017	W/W	WEAVER, TROY J	125.00	
080970	10/31/2017	W/W	USI, INC.	194.83	
080971	10/31/2017	W/W	HOLIDAY INN EXPRESS & SUITES	1,032.00	
080972	10/31/2017	W/W	MOORE, JENNIFER	75.00	
080973	10/31/2017	W/W	LEXINGTON ATHLETIC DEPT.	2,330.00	
080974	10/31/2017	W/W	MOORE, JENNIFER	75.00	
691056	10/05/2017	C/R	LEXINGTON SCHOOLS - PAYROLL	564,944.41	10/05/2017
691057	10/05/2017	C/R	LEXINGTON SCHOOLS - PAYROLL	45,255.00	10/05/2017
691058	10/09/2017	M/M	GORDON FOOD SERVICE	21,221.10	
691059	10/10/2017	M/M	MEMO-S.E.R.S.	2,850.35	
691060	10/10/2017	M/M	MEMO-S.T.R.S.	7,033.77	
691061	10/11/2017	M/M	LEXINGTON SCHOOLS - PAYROLL	8,284.41	
691062	10/20/2017	C/R	LEXINGTON SCHOOLS - PAYROLL	565,774.38	10/20/2017
691063	10/19/2017	M/M	ANTHEM BENEFIT SERVICES	331,082.30	
691064	10/19/2017	M/M	MEMO-S.E.R.S.	2,859.58	
691065	10/19/2017	M/M	MEMO-S.T.R.S.	6,725.07	
691066	10/25/2017	M/M	RICHLAND COUNTY AUDITOR	196.17	
691067	10/30/2017	M/M	LEXINGTON SCHOOLS - PAYROLL	7,636.15	
691069	10/31/2017	M/M	MEMO-MID OHIO ESC	2,780.09	
691070	10/31/2017	M/M	MEMO-S.E.R.S.	43,552.00	
691071	10/31/2017	M/M	MEMO-S.T.R.S.	109,320.00	
Total Checks Issued				\$ 2,123,726.49	

TRANS NO	ITEM NO	TRANS DATE	STS	DESCRIPTION OR SOURCE	FI	FUND	RCPT	SPCC	SUBJ	OPU	TRANS AMOUNT
071283	0001	10/23/2017	A	MH Tax - Richland Genera	03	001	1111	0000	000000	000	839.30
071283	0002	10/23/2017	A	MH Tax - Richland Emerg	03	001	1111	0000	000000	000	591.54
RCPT CODE SUB-TOTAL:											1,430.84
071181	0001	10/02/2017	A	Tuition pymt	03	001	1211	0000	000000	000	617.81
071192	0001	10/03/2017	A	Preschool tuition	03	001	1211	0000	000000	500	300.00
071200	0001	10/05/2017	A	Preschool tuition	03	001	1211	0000	000000	500	100.00
071203	0001	10/06/2017	A	Preschool tuition	03	001	1211	0000	000000	500	100.00
071222	0001	10/10/2017	A	Preschool tuition	03	001	1211	0000	000000	500	200.00
071225	0001	10/10/2017	A	Preschool tuition	03	001	1211	0000	000000	500	300.00
071231	0001	10/11/2017	A	Preschool tuition	03	001	1211	0000	000000	500	400.00
071251	0001	10/12/2017	A	Tuition pymt	03	001	1211	0000	000000	000	1,235.62
071253	0001	10/12/2017	A	Preschool tuition	03	001	1211	0000	000000	500	450.00
071269	0001	10/16/2017	A	Preschool tuition	03	001	1211	0000	000000	500	100.00
071234	0001	10/17/2017	V	PRESCHOOL REFUND-FELIX	03	001	1211	0000	000000	500	100.00
071234	0001	10/17/2017	B	PRESCHOOL REFUND-FELIX	03	001	1211	0000	000000	500	100.00-
071237	0001	10/17/2017	B	PRESCHOOL REFUND-FELIX	03	001	1211	0000	000000	500	100.00-
071274	0001	10/18/2017	A	Preschool tuition	03	001	1211	0000	000000	500	200.00
071292	0001	10/20/2017	A	Tuition pymt	03	001	1211	0000	000000	000	617.81
071298	0001	10/23/2017	A	Tuition pymt	03	001	1211	0000	000000	000	620.00
071308	0001	10/24/2017	A	Preschool tuition	03	001	1211	0000	000000	500	500.00
071316	0001	10/25/2017	A	Preschool tuition	03	001	1211	0000	000000	500	200.00
071320	0001	10/26/2017	A	Preschool tuition	03	001	1211	0000	000000	500	100.00
RCPT CODE SUB-TOTAL:											5,941.24
071209	0017	10/14/2017	A	Open Enrollment Revenue	03	001	1227	0000	000000	000	101.17
071323	0012	10/27/2017	A	Open Enrollment Revenue	03	001	1227	0000	000000	000	30.17
RCPT CODE SUB-TOTAL:											131.34
071351	0001	10/31/2017	A	Richland Bank Oct Interest	03	001	1410	0000	000000	000	11,823.62
RCPT CODE SUB-TOTAL:											11,823.62
071171	0001	10/02/2017	A	Eastern school fees	03	001	1740	0000	000000	300	30.00
071213	0001	10/10/2017	A	Central Schoo fees	03	001	1740	0000	000000	400	31.50
071214	0001	10/10/2017	A	Western school fees	03	001	1740	0000	000000	500	40.00
071217	0001	10/10/2017	A	Eastern school fees	03	001	1740	0000	000000	300	90.00
071219	0001	10/10/2017	A	HS school fees	03	001	1740	0000	000000	100	97.00
071245	0002	10/11/2017	A	School fees	03	001	1740	0000	000000	400	28.00
071255	0001	10/13/2017	A	JH school fees	03	001	1740	0000	000000	200	24.50
071235	0001	10/17/2017	B	FEE REFUND/PAYTONE BROGAN	03	001	1740	0000	000000	500	60.00-

STATUS (STS) CODES:  
 A-RECEIPT B-REFUND OF RECEIPT V-VOIDED REFUND OF RECEIPT X-REDUCTION OF EXPENDITURE  
 C-APPROPRIATION OR BUDGET MODIFICATIONS D-EXPENSE/SUPPLIES DISTRIBUTION F-FUND TO FUND TRANSFER

TRANS NO	ITEM NO	TRANS DATE	STS	DESCRIPTION OR SOURCE	TI	FUND	RCPT	SPCC	SUBJ	OPU	TRANS AMOUNT
071236	0001	10/17/2017	B	FEE REFUND-LIAM	03	001	1740	0000	000000	500	30.00-
071238	0001	10/17/2017	B	FEE REFUNDS/MIERRA EZRA	03	001	1740	0000	000000	100	129.00-
071239	0001	10/17/2017	B	FEE REFUNDS/SALEEN	03	001	1740	0000	000000	100	47.00-
071240	0001	10/17/2017	B	FEE REFUND/NOAH	03	001	1740	0000	000000	100	41.00-
071241	0001	10/17/2017	B	FEE REFUND/BROOKLYN	03	001	1740	0000	000000	100	33.00-
071272	0001	10/17/2017	A	Central school fees	03	001	1740	0000	000000	400	84.00
071287	0001	10/19/2017	A	Central school fees	03	001	1740	0000	000000	400	28.00
071294	0001	10/23/2017	A	HS school fees	03	001	1740	0000	000000	100	39.00
071297	0001	10/23/2017	A	Central school fees	03	001	1740	0000	000000	400	28.00
071301	0001	10/23/2017	A	Central school fees	03	001	1740	0000	000000	400	352.00
071309	0001	10/24/2017	A	Western school fees	03	001	1740	0000	000000	500	60.00
071310	0001	10/24/2017	A	Central school fees	03	001	1740	0000	000000	400	224.00
071314	0001	10/25/2017	A	Eastern school fees	03	001	1740	0000	000000	300	90.00
071318	0001	10/25/2017	A	Central school fees	03	001	1740	0000	000000	400	196.00
071326	0001	10/27/2017	A	Western school fees	03	001	1740	0000	000000	500	20.00
071328	0001	10/27/2017	A	Central school fees	03	001	1740	0000	000000	400	56.00
071337	0001	10/27/2017	A	Central school fees	03	001	1740	0000	000000	400	112.00
071340	0001	10/28/2017	A	Western school fees	03	001	1740	0000	000000	500	25.00
071345	0002	10/30/2017	A	Central school fees	03	001	1740	0000	000000	400	304.00
071324	0001	10/31/2017	A	HS Fees - Pay For It	03	001	1740	0000	000000	100	42.00
071324	0002	10/31/2017	A	Central Fees - Pay For It	03	001	1740	0000	000000	400	180.00
071324	0003	10/31/2017	A	Jr High Fees - Pay For It	03	001	1740	0000	000000	400	26.00
071324	0004	10/31/2017	A	Eastern Fees - Pay For It	03	001	1740	0000	000000	400	180.00
071324	0005	10/31/2017	A	Western Fees - Pay For It	03	001	1740	0000	000000	400	133.50
071347	0001	10/31/2017	A	Central school fees	03	001	1740	0000	000000	400	44.00
RCPT CODE SUB-TOTAL:											2,224.50
071263	0003	10/13/2017	A	Green Wave	03	001	1890	0000	000000	000	48.00
071268	0005	10/16/2017	A	Milliron steel scrap	03	001	1890	0000	000000	000	275.90
RCPT CODE SUB-TOTAL:											323.90
071209	0001	10/14/2017	A	Opportunity Grant	03	001	3110	0000	000000	000	362,452.03
071209	0002	10/14/2017	A	Targeted Assistance	03	001	3110	0000	000000	000	39,774.89
071209	0003	10/14/2017	A	K-3 literary Funding	03	001	3110	0000	000000	000	6,212.44
071209	0005	10/14/2017	A	Limited English Prof Funding	03	001	3110	0000	000000	000	391.34
071209	0006	10/14/2017	A	Gifted Education Funding	03	001	3110	0000	000000	000	5,101.33
071209	0007	10/14/2017	A	Transportation	03	001	3110	0000	000000	000	22,491.73
071209	0008	10/14/2017	A	Special Education Funding	03	001	3110	0000	000000	000	49,018.06
071209	0009	10/14/2017	A	Graduation Bonus	03	001	3110	0000	000000	000	36,687.54
071209	0010	10/14/2017	A	Third Grade Reading Bonus	03	001	3110	0000	000000	000	36,559.03
071209	0012	10/14/2017	A	Preschool Special Educ Funding	03	001	3110	0000	000000	000	8,179.10
071209	0013	10/14/2017	A	Special Educ Transportation	03	001	3110	0000	000000	000	1,683.49

STATUS (STS) CODES:  
 A-RECEIPT    B-REFUND OF RECEIPT    V-VOID REFUND OF RECEIPT    X-REDUCTION OF EXPENDITURE  
 C-APPROPRIATION OR BUDGET MODIFICATIONS    D-EXPENSE/SUPPLIES DISTRIBUTION    F-FUND TO FUND TRANSFER

TRANS NO	ITEM NO	TRANS DATE	STS	DESCRIPTION OR SOURCE	TI	FUND	RCPT	SPCC	SUBT	OPU	TRANS AMOUNT
071323	0001	10/27/2017	A	Opportunity Grant	03	001	3110	0000	000000	000	306,358.16
071323	0002	10/27/2017	A	Targeted Assistance	03	001	3110	0000	000000	000	37,052.69
071323	0003	10/27/2017	A	K-3 Literacy Funding	03	001	3110	0000	000000	000	5,466.95
071323	0005	10/27/2017	A	Limited English Prof Funding	03	001	3110	0000	000000	000	154.34
071323	0006	10/27/2017	A	Gifted Education Funding	03	001	3110	0000	000000	000	5,024.03
071323	0007	10/27/2017	A	Transportation	03	001	3110	0000	000000	000	22,491.70
071323	0008	10/27/2017	A	Special Education Funding	03	001	3110	0000	000000	000	55,582.98
071323	0010	10/27/2017	A	Preschool Special Educ Funding	03	001	3110	0000	000000	000	7,866.09
071323	0011	10/27/2017	A	Special Educ Transportation	03	001	3110	0000	000000	000	1,683.49
RCPT CODE SUB-TOTAL:											1,010,241.54
071209	0004	10/14/2017	A	Economic Disadvantaged Funding	03	001	3211	0000	000000	000	2,593.60
071323	0004	10/27/2017	A	Economic Disadvantaged Funding	03	001	3211	0000	000000	000	2,028.98
RCPT CODE SUB-TOTAL:											4,622.58
071209	0011	10/14/2017	A	Career Tech Education Funding	03	001	3219	0000	000000	000	485.03
071323	0009	10/27/2017	A	Career Tech Education Funding	03	001	3219	0000	000000	000	483.79
RCPT CODE SUB-TOTAL:											968.82
071350	0001	10/05/2017	A	MEDICAID Recd	03	001	3300	0000	000000	000	479.62
RCPT CODE SUB-TOTAL:											479.62
071198	0001	10/05/2017	A	Ohio School Plan reimb	03	001	5300	0000	000000	000	2,709.00
071268	0006	10/16/2017	A	GFS Rebate 2016/17 sy	03	001	5300	0000	000000	000	2,680.46
071268	0007	10/16/2017	A	Motor Fuel Tax refund	03	001	5300	0000	000000	000	2,989.32
RCPT CODE SUB-TOTAL:											8,378.78
FUND CODE SUB-TOTAL:											1,046,566.78
071283	0003	10/23/2017	A	MH Tax - Richland Perm Imp	03	003	1111	0000	000000	000	75.44
RCPT CODE SUB-TOTAL:											75.44
FUND CODE SUB-TOTAL:											75.44
071351	0004	10/31/2017	A	Richland Bank Oct Interest	03	006	1410	0000	000000	000	0.00
RCPT CODE SUB-TOTAL:											0.00

STATUS (STS) CODES:

A-RECEIPT B-REFUND OF RECEIPT V-VOID REFUND OF RECEIPT X-REDUCTION OF EXPENDITURE  
 C-APPROPRIATION OR BUDGET MODIFICATIONS D-EXPENSE/SUPPLIES DISTRIBUTION F-FUND TO FUND TRANSFER



TRANS NO	ITEM NO	TRANS DATE	STS	DESCRIPTION OR SOURCE	TI	FUND	RCPT	SPCC	SUBT	QPU	TRANS AMOUNT
071211	0026	10/06/2017	A	HS Breakfast	03	006	1511	0000	000000	100	106.80
071211	0027	10/06/2017	A	Jr. Hi Breakfast	03	006	1511	0000	000000	200	39.20
071211	0028	10/06/2017	A	Eastern Breakfast	03	006	1511	0000	000000	300	70.20
071211	0029	10/06/2017	A	Central Breakfast	03	006	1511	0000	000000	400	28.20
071211	0030	10/06/2017	A	Western Breakfast	03	006	1511	0000	000000	500	67.55
071262	0026	10/13/2017	A	HS Breakfast	03	006	1511	0000	000000	100	105.45
071262	0027	10/13/2017	A	Jr. Hi Breakfast	03	006	1511	0000	000000	200	23.60
071262	0028	10/13/2017	A	Eastern Breakfast	03	006	1511	0000	000000	300	58.85
071262	0029	10/13/2017	A	Central Breakfast	03	006	1511	0000	000000	400	36.20
071262	0030	10/13/2017	A	Western Breakfast	03	006	1511	0000	000000	500	45.30
071289	0026	10/20/2017	A	HS Breakfast	03	006	1511	0000	000000	100	129.25
071289	0027	10/20/2017	A	Jr. Hi Breakfast	03	006	1511	0000	000000	200	42.65
071289	0028	10/20/2017	A	Eastern Breakfast	03	006	1511	0000	000000	300	65.10
071289	0029	10/20/2017	A	Central Breakfast	03	006	1511	0000	000000	400	22.50
071289	0030	10/20/2017	A	Western Breakfast	03	006	1511	0000	000000	500	29.85
071348	0026	10/31/2017	A	HS Breakfast	03	006	1511	0000	000000	100	133.90
071348	0027	10/31/2017	A	Jr. Hi Breakfast	03	006	1511	0000	000000	200	49.00
071348	0028	10/31/2017	A	Eastern Breakfast	03	006	1511	0000	000000	300	87.10
071348	0029	10/31/2017	A	Central Breakfast	03	006	1511	0000	000000	400	34.20
071348	0030	10/31/2017	A	Western Breakfast	03	006	1511	0000	000000	500	54.35

RCPT CODE SUB-TOTAL: 1,229.25

071211	0001	10/06/2017	A	HS Stu. Type A	03	006	1512	0000	000000	100	2,678.65
071211	0005	10/06/2017	A	HS R0A Stu. Type A	03	006	1512	0000	000000	100	1,678.00-
071211	0006	10/06/2017	A	Jr Hi Stu. Type A	03	006	1512	0000	000000	200	1,182.45
071211	0010	10/06/2017	A	Jr. Hi. R0A Stu Type A	03	006	1512	0000	000000	200	720.60-
071211	0011	10/06/2017	A	Eastern Stu. Type A	03	006	1512	0000	000000	300	1,454.00
071211	0015	10/06/2017	A	Eastern R0A Stu. Type A	03	006	1512	0000	000000	300	899.21-
071211	0016	10/06/2017	A	Central Stu. Type A	03	006	1512	0000	000000	400	986.65
071211	0020	10/06/2017	A	Central R0A Stu. Type A	03	006	1512	0000	000000	400	509.68-
071211	0021	10/06/2017	A	Western Stu. Type A	03	006	1512	0000	000000	500	924.80
071211	0025	10/06/2017	A	Western R0A Stu. Type A	03	006	1512	0000	000000	500	700.85-
071262	0001	10/13/2017	A	HS Stu. Type A	03	006	1512	0000	000000	100	2,720.05
071262	0005	10/13/2017	A	HS R0A Stu. Type A	03	006	1512	0000	000000	100	965.85-
071262	0006	10/13/2017	A	Jr Hi Stu. Type A	03	006	1512	0000	000000	200	1,128.55
071262	0010	10/13/2017	A	Jr. Hi. R0A Stu Type A	03	006	1512	0000	000000	200	711.65-
071262	0011	10/13/2017	A	Eastern Stu. Type A	03	006	1512	0000	000000	300	1,366.00
071262	0015	10/13/2017	A	Eastern R0A Stu. Type A	03	006	1512	0000	000000	300	1,034.32-
071262	0016	10/13/2017	A	Central Stu. Type A	03	006	1512	0000	000000	400	913.20
071262	0020	10/13/2017	A	Central R0A Stu. Type A	03	006	1512	0000	000000	400	524.16-
071262	0021	10/13/2017	A	Western Stu. Type A	03	006	1512	0000	000000	500	793.20
071262	0025	10/13/2017	A	Western R0A Stu. Type A	03	006	1512	0000	000000	500	540.75-
071289	0001	10/20/2017	A	HS Stu. Type A	03	006	1512	0000	000000	100	2,855.80

STATUS (STS) CODES:

A-RECEIPT B-REFUND OF RECEIPT V-VOID REFUND OF RECEIPT X-REDUCTION OF EXPENDITURE  
 C-APPROPRIATION OR BUDGET MODIFICATIONS D-EXPENSE/SUPPLIES DISTRIBUTION F-FUND TO FUND TRANSFER

LEXINGTON LOCAL SCHOOLS  
 TRANS. BY FUND/RCPT, ALL FUNDS  
 DATES 10/01/2017 THRU 10/31/2017  
 SORTED BY TRANSACTION DATE

TRANS NO	ITEM NO	TRANS DATE	STS DESCRIPTION OR SOURCE	TI	FUND	RCPT	SPCC	SUBJ	OPU	TRANS AMOUNT
071289	0005	10/20/2017	A HS ROA Stu. Type A	03	006	1512	0000	000000	100	1,585.32-
071289	0006	10/20/2017	A Jr Hi Stu. Type A	03	006	1512	0000	000000	200	1,072.55
071289	0010	10/20/2017	A Jr. Hi ROA Stu Type A	03	006	1512	0000	000000	200	789.85-
071289	0011	10/20/2017	A Eastern Stu. Type A	03	006	1512	0000	000000	300	1,340.85
071289	0015	10/20/2017	A Eastern ROA Stu. Type A	03	006	1512	0000	000000	300	32.70
071289	0016	10/20/2017	A Central Stu. Type A	03	006	1512	0000	000000	400	995.30
071289	0020	10/20/2017	A Central ROA Stu. Type A	03	006	1512	0000	000000	400	292.70-
071289	0021	10/20/2017	A Western Stu. Type A	03	006	1512	0000	000000	500	860.75
071289	0025	10/20/2017	A Western ROA Stu. Type A	03	006	1512	0000	000000	500	159.25-
071324	0004	10/31/2017	A HS Lunch - Pay For It	03	006	1512	0000	000000	100	5,606.40
071324	0007	10/31/2017	A Jr High Lunch - Pay For It	03	006	1512	0000	000000	200	2,893.85
071324	0008	10/31/2017	A Eastern Lunch - Pay For It	03	006	1512	0000	000000	300	2,871.50
071324	0009	10/31/2017	A Central Lunch - Pay For It	03	006	1512	0000	000000	400	1,640.80
071324	0010	10/31/2017	A Western Lunch - Pay For It	03	006	1512	0000	000000	500	1,960.00
071348	0001	10/31/2017	A HS Stu. Type A	03	006	1512	0000	000000	100	3,857.80
071348	0005	10/31/2017	A HS ROA Stu. Type A	03	006	1512	0000	000000	100	1,649.98-
071348	0006	10/31/2017	A Jr Hi Stu. Type A	03	006	1512	0000	000000	200	1,575.45
071348	0010	10/31/2017	A Jr. Hi. ROA Stu Type A	03	006	1512	0000	000000	200	892.25-
071348	0011	10/31/2017	A Eastern Stu. Type A	03	006	1512	0000	000000	300	1,877.55
071348	0015	10/31/2017	A Eastern ROA Stu. Type A	03	006	1512	0000	000000	300	1,062.83-
071348	0016	10/31/2017	A Central Stu. Type A	03	006	1512	0000	000000	400	1,611.20
071348	0020	10/31/2017	A Central ROA Stu. Type A	03	006	1512	0000	000000	400	838.96-
071348	0021	10/31/2017	A Western Stu. Type A	03	006	1512	0000	000000	500	1,246.75
071348	0025	10/31/2017	A Western ROA Stu. Type A	03	006	1512	0000	000000	500	656.75-
071353	0001	10/31/2017	A Eastern Lunch - Pay For It	03	006	1512	0000	000000	300	180.00-
RCPT CODE SUB-TOTAL:										30,053.84
071211	0003	10/06/2017	A HS Stu. Ala Carte	03	006	1513	0000	000000	100	1,462.10
071211	0008	10/06/2017	A Jr. Hi Stu. Ala Carte	03	006	1513	0000	000000	200	364.60
071211	0013	10/06/2017	A Eastern Stu. Ala Carte	03	006	1513	0000	000000	300	313.75
071211	0018	10/06/2017	A Central Stu. Ala Carte	03	006	1513	0000	000000	400	89.00
071211	0023	10/06/2017	A Western Stu. Ala Carte	03	006	1513	0000	000000	500	131.00
071262	0003	10/13/2017	A HS Stu. Ala Carte	03	006	1513	0000	000000	100	1,603.10
071262	0006	10/13/2017	A Jr. Hi Stu. Ala Carte	03	006	1513	0000	000000	200	358.05
071262	0013	10/13/2017	A Eastern Stu. Ala Carte	03	006	1513	0000	000000	300	323.90
071262	0018	10/13/2017	A Central Stu. Ala Carte	03	006	1513	0000	000000	400	75.50
071262	0023	10/13/2017	A Western Stu. Ala Carte	03	006	1513	0000	000000	500	127.25
071289	0003	10/20/2017	A HS Stu. Ala Carte	03	006	1513	0000	000000	100	1,543.65
071289	0008	10/20/2017	A Jr. Hi Stu. Ala Carte	03	006	1513	0000	000000	200	310.50
071289	0013	10/20/2017	A Eastern Stu. Ala Carte	03	006	1513	0000	000000	300	300.55
071289	0018	10/20/2017	A Central Stu. Ala Carte	03	006	1513	0000	000000	400	86.50
071289	0023	10/20/2017	A Western Stu. Ala Carte	03	006	1513	0000	000000	500	160.75
071348	0003	10/31/2017	A HS Stu. Ala Carte	03	006	1513	0000	000000	100	2,201.75

STATUS (STS) CODES:

A-RECEIPT B-REFUND OF RECEIPT V-VOID REFUND OF RECEIPT X-REDUCTION OF EXPENDITURE  
 C-APPROPRIATION OR BUDGET MODIFICATIONS D-EXPENSE/SUPPLIES DISTRIBUTION F-FUND TO FUND TRANSFER

TRANS NO	ITEM NO	TRANS DATE	STS	DESCRIPTION OR SOURCE	TI	FUND	RCPT	SPEC	SUBJ	QTY	TRANS AMOUNT
071348	0008	10/31/2017	A	Jr. Hi Stu. Ala Carte	03	006	1513	0000	000000	200	501.15
071348	0013	10/31/2017	A	Eastern Stu. Ala Carte	03	006	1513	0000	000000	300	378.80
071348	0018	10/31/2017	A	Central Stu. Ala Carte	03	006	1513	0000	000000	400	121.18
071348	0023	10/31/2017	A	Western Stu. Ala Carte	03	006	1513	0000	000000	500	187.25
RCPT CODE SUB-TOTAL:											10,640.33
071211	0002	10/06/2017	A	HS Stu. Milk	03	006	1514	0000	000000	100	25.50
071211	0007	10/06/2017	A	Jr. Hi. Stu Milk	03	006	1514	0000	000000	200	6.50
071211	0012	10/06/2017	A	Eastern Stu. Milk	03	006	1514	0000	000000	300	5.00
071211	0017	10/06/2017	A	Central Stu. Milk	03	006	1514	0000	000000	400	11.50
071211	0022	10/06/2017	A	Western Stu. Milk	03	006	1514	0000	000000	500	22.00
071262	0002	10/13/2017	A	HS Stu. Milk	03	006	1514	0000	000000	100	33.50
071262	0007	10/13/2017	A	Jr. Hi. Stu Milk	03	006	1514	0000	000000	200	6.00
071262	0012	10/13/2017	A	Eastern Stu. Milk	03	006	1514	0000	000000	300	6.50
071262	0017	10/13/2017	A	Central Stu. Milk	03	006	1514	0000	000000	400	7.00
071262	0022	10/13/2017	A	Western Stu. Milk	03	006	1514	0000	000000	500	20.00
071289	0002	10/20/2017	A	HS Stu. Milk	03	006	1514	0000	000000	100	29.00
071289	0007	10/20/2017	A	Jr. Hi. Stu Milk	03	006	1514	0000	000000	200	7.50
071289	0012	10/20/2017	A	Eastern Stu. Milk	03	006	1514	0000	000000	300	4.50
071289	0017	10/20/2017	A	Central Stu. Milk	03	006	1514	0000	000000	400	6.00
071289	0022	10/20/2017	A	Western Stu. Milk	03	006	1514	0000	000000	500	18.50
071348	0002	10/31/2017	A	HS Stu. Milk	03	006	1514	0000	000000	100	43.00
071348	0007	10/31/2017	A	Jr. Hi. Stu Milk	03	006	1514	0000	000000	200	5.50
071348	0012	10/31/2017	A	Eastern Stu. Milk	03	006	1514	0000	000000	300	2.50
071348	0017	10/31/2017	A	Central Stu. Milk	03	006	1514	0000	000000	400	8.50
071348	0022	10/31/2017	A	Western Stu. Milk	03	006	1514	0000	000000	500	28.50
RCPT CODE SUB-TOTAL:											297.00
071211	0004	10/06/2017	A	HS Adult Ala Carte	03	006	1523	0000	000000	100	62.35
071211	0009	10/06/2017	A	Jr. Hi Adult Ala Carte	03	006	1523	0000	000000	200	51.50
071211	0014	10/06/2017	A	Eastern Adult Ala Carte	03	006	1523	0000	000000	300	132.50
071211	0019	10/06/2017	A	Central Adult Ala Carte	03	006	1523	0000	000000	400	31.05
071211	0024	10/06/2017	A	Western Adult Ala Carte	03	006	1523	0000	000000	500	15.75
071262	0004	10/13/2017	A	HS Adult Ala Carte	03	006	1523	0000	000000	100	64.85
071262	0009	10/13/2017	A	Jr. Hi Adult Ala Carte	03	006	1523	0000	000000	200	26.80
071262	0014	10/13/2017	A	Eastern Adult Ala Carte	03	006	1523	0000	000000	300	553.50
071262	0019	10/13/2017	A	Central Adult Ala Carte	03	006	1523	0000	000000	400	29.00
071262	0024	10/13/2017	A	Western Adult Ala Carte	03	006	1523	0000	000000	500	37.75
071289	0004	10/20/2017	A	HS Adult Ala Carte	03	006	1523	0000	000000	100	99.90
071289	0009	10/20/2017	A	Jr. Hi Adult Ala Carte	03	006	1523	0000	000000	200	47.55
071289	0014	10/20/2017	A	Eastern Adult Ala Carte	03	006	1523	0000	000000	300	162.50
071289	0019	10/20/2017	A	Central Adult Ala Carte	03	006	1523	0000	000000	400	22.10

STATUS (STS) CODES:  
 R- RECEIVED    P- PAID    OF RECEIPT    U- UNDEBITED    OF RECEIPT    X- DEBITED    OF RECEIPT

TRANS NO	ITEM NO	TRANS DATE	STS DESCRIPTION OR SOURCE	TI FUND	RCPT	SPCE	SUBJ	OPU	TRANS AMOUNT
071289	0024	10/20/2017	A Western Adult Ala Carte	03	006	1523	0000	000000 500	581.00
071348	0004	10/31/2017	A HS Adult Ala Carte	03	006	1523	0000	000000 100	103.45
071348	0009	10/31/2017	A Jr. Hi Adult Ala Carte	03	006	1523	0000	000000 200	61.25
071348	0014	10/31/2017	A Eastern Adult Ala Carte	03	006	1523	0000	000000 300	67.75
071348	0019	10/31/2017	A Central Adult Ala Carte	03	006	1523	0000	000000 400	615.60
071348	0024	10/31/2017	A Western Adult Ala Carte	03	006	1523	0000	000000 500	35.00
RCPT CODE SUB-TOTAL:									2,801.15
071305	0001	10/24/2017	A Coke Commission Food Service	03	006	1851	0000	000000 000	38.89
RCPT CODE SUB-TOTAL:									38.89
071349	0001	10/26/2017	A Preschool snacks pymt	03	006	1890	0000	000000 000	819.50
RCPT CODE SUB-TOTAL:									819.50
FUND CODE SUB-TOTAL:									45,879.96
071351	0005	10/31/2017	A Richland Bank Oct Interest	03	007	1410	9100	000000 000	18.14
RCPT CODE SUB-TOTAL:									18.14
071207	0002	10/09/2017	A LMAS Scholarship donations	03	007	1820	9100	000000 000	900.00
071227	0001	10/10/2017	A LMAS Donations	03	007	1820	9100	000000 000	515.00
071230	0001	10/11/2017	A LMAS Donation	03	007	1820	9100	000000 000	100.00
071230	0002	10/11/2017	A TRUIST donation	03	007	1820	9100	000000 000	25.00
071248	0004	10/12/2017	A LMAS donation	03	007	1820	9100	000000 000	40.00
071263	0002	10/13/2017	A LMAS Donation	03	007	1820	9100	000000 000	50.00
071268	0001	10/16/2017	A LMAS donation	03	007	1820	9100	000000 000	25.00
071273	0002	10/18/2017	A LMAS donation	03	007	1820	9100	000000 000	300.00
071290	0001	10/20/2017	A LMAS donation	03	007	1820	9100	000000 000	25.00
071291	0001	10/20/2017	A LMAS donation	03	007	1820	9100	000000 000	25.00
071293	0001	10/23/2017	A LMAS donation	03	007	1820	9100	000000 000	20.00
071313	0001	10/25/2017	A LMAS donations	03	007	1820	9100	000000 000	120.00
071321	0002	10/27/2017	A LMAS donation	03	007	1820	9100	000000 000	200.00
071344	0001	10/30/2017	A LMAS donation	03	007	1820	9100	000000 000	20.00
RCPT CODE SUB-TOTAL:									2,365.00
FUND CODE SUB-TOTAL:									2,383.14

STATUS (STS) CODES:

A-RECEIPT B-REFUND OF RECEIPT V-VOID REFUND OF RECEIPT X-REDUCTION OF EXPENDITURE  
 C-APPROPRIATION OR BUDGET MODIFICATIONS D-EXPENSE/SUPPLIES DISTRIBUTION F-FUND TO FUND TRANSFER

TRANS NO	ITEM NO	TRANS DATE	STS DESCRIPTION OR SOURCE	TI FUND RCPT SPCC SUBJ	OPU	TRANS AMOUNT	
071351	0003	10/31/2017	A Richland Bank Oct Interest	03 007 1410 9800 000000 000		14.36	
						RCPT CODE SUB-TOTAL:	14.36
						FUND CODE SUB-TOTAL:	14.36
071186	0001	10/03/2017	A LMAS Scholarship donation	03 007 1820 9801 000000 000		78.00	
071187	0001	10/03/2017	A LMAS Scholarship donation	03 007 1820 9801 000000 000		78.00-	
071188	0001	10/03/2017	A LMAS Scholarship donation	03 007 1820 9801 000000 000		75.00	
071194	0001	10/04/2017	A LMAS Scholarship donations	03 007 1820 9801 000000 000		300.00	
071198	0003	10/05/2017	A LMAS Donations	03 007 1820 9801 000000 000		525.00	
071207	0001	10/09/2017	A LMAS Scholarship donations	03 007 1820 9801 000000 000		900.00-	
						RCPT CODE SUB-TOTAL:	0.00
						FUND CODE SUB-TOTAL:	0.00
071170	0001	10/02/2017	A cuyahoga Vending	03 018 1690 9100 000000 000		16.53	
071215	0001	10/10/2017	A MH coffee service	03 018 1690 9100 000000 000		60.45	
071216	0001	10/10/2017	A MH coffee service	03 018 1690 9100 000000 000		60.96	
071226	0001	10/10/2017	A PSAT	03 018 1690 9100 000000 000		464.00	
071233	0001	10/11/2017	A PST	03 018 1690 9100 000000 000		144.00	
071256	0001	10/13/2017	A MH coffee service	03 018 1690 9100 000000 000		53.60	
071295	0001	10/23/2017	A MH coffee service	03 018 1690 9100 000000 000		57.30	
071305	0002	10/24/2017	A Cake Commission High	03 018 1690 9100 000000 000		22.46	
071336	0001	10/27/2017	A MH coffee service	03 018 1690 9100 000000 000		81.20	
						RCPT CODE SUB-TOTAL:	960.50
						FUND CODE SUB-TOTAL:	960.50
071255	0002	10/13/2017	A JH fees princ acct	03 018 1620 9200 000000 000		24.00	
						RCPT CODE SUB-TOTAL:	24.00
						FUND CODE SUB-TOTAL:	24.00
071315	0001	10/25/2017	A School store revenue	03 018 1620 9300 000000 000		220.07	
						RCPT CODE SUB-TOTAL:	220.07

STATUS (STS) CODES:

A-RECEIPT B-REFUND OF RECEIPT V-VOID REFUND OF RECEIPT X-REDUCTION OF EXPENDITURE  
 C-APPROPRIATION OR BUDGET MODIFICATION D-EXPENSE/SUPPLIES DISTRIBUTION F-FUND TO FUND TRANSFER

TRANS NO	ITEM NO	TRANS DATE	STS	DESCRIPTION OR SOURCE	TI	FUND	RCPT	SPEC	SUBJ	OPU	TRANS AMOUNT
071282	0003	10/23/2017	A	Fieldtrip Money - Acct Corr	03	018	1630	9300	000000	000	349.55
071282	0004	10/23/2017	A	Running Club Fees - Acct Corr	03	018	1630	9300	000000	000	700.00
RCPT CODE SUB-TOTAL:											1,049.55
071305	0003	10/24/2017	A	Coke Commission East	03	018	1690	9300	000000	000	7.94
RCPT CODE SUB-TOTAL:											7.94
071224	0001	10/10/2017	A	Kroc field trip money	03	018	1820	9300	000000	000	262.55
071252	0001	10/12/2017	A	Fieldtrip money collected	03	018	1820	9300	000000	000	87.00
071282	0001	10/23/2017	A	Fieldtrip Money - Acct Corr	03	018	1820	9300	000000	000	349.55
071282	0002	10/23/2017	A	Running Club Fees - Acct Corr	03	018	1820	9300	000000	000	700.00
071314	0002	10/25/2017	A	Field trip money	03	018	1820	9300	000000	000	16.85
RCPT CODE SUB-TOTAL:											683.15
FUND CODE SUB-TOTAL:											594.41
071213	0002	10/10/2017	A	Central fees princ acct	03	018	1630	9400	000000	000	2.00
071245	0001	10/11/2017	A	School fees princ acct	03	018	1630	9400	000000	000	2.00
071272	0002	10/17/2017	A	Central fees princ acct	03	018	1630	9400	000000	000	6.00
071287	0002	10/19/2017	A	Central fees princ acct	03	018	1630	9400	000000	000	2.00
071297	0002	10/23/2017	A	Central fees princ acct	03	018	1630	9400	000000	000	2.00
071301	0003	10/23/2017	A	Central fees princ acct	03	018	1630	9400	000000	000	28.00
071310	0002	10/24/2017	A	Central fees princ acct	03	018	1630	9400	000000	000	16.00
071318	0002	10/25/2017	A	Central fee princ acct	03	018	1630	9400	000000	000	14.00
071328	0002	10/27/2017	A	Central fees princ acct	03	018	1630	9400	000000	000	4.00
071337	0002	10/27/2017	A	Central fees princ acct	03	018	1630	9400	000000	000	8.00
071345	0001	10/30/2017	A	Central fees princ acct	03	018	1630	9400	000000	000	26.00
071347	0002	10/31/2017	A	Central fees princ acct	03	018	1630	9400	000000	000	6.00
RCPT CODE SUB-TOTAL:											116.00
071301	0002	10/23/2017	A	Kona Ice fundraiser	03	018	1690	9400	000000	000	116.80
RCPT CODE SUB-TOTAL:											116.80
071221	0002	10/10/2017	A	Central Hurricane relief donat	03	018	1820	9400	000000	000	100.00
RCPT CODE SUB-TOTAL:											100.00
FUND CODE SUB-TOTAL:											332.80

STATUS (STS) CODES:

A-RECEIPT B-REFUND OF RECEIPT V-VOID REFUND OF RECEIPT X-REDUCTION OF EXPENDITURE  
 C-APPROPRIATION OR BUDGET MODIFICATIONS D-EXPENSE/SUPPLIES DISTRIBUTION F-FUND TO FUND TRANSFER

TRANS NO	ITEM NO	TRANS DATE	STS DESCRIPTION OR SOURCE	TI FUND	RCPT	SPCC	SUBJ	OPU	TRANS AMOUNT
071300	0001	10/23/2017	A Bookfair - Central	03	018	1890	9401	000000 000	338.00
071311	0001	10/24/2017	A Central Bookfair	03	018	1890	9401	000000 000	954.73
071317	0001	10/25/2017	A Central Bookfair	03	018	1890	9401	000000 000	934.59
071328	0003	10/27/2017	A Central Bookfair	03	018	1890	9401	000000 000	776.85
071337	0003	10/27/2017	A Central Bookfair	03	018	1890	9401	000000 000	104.28
RCPT CODE SUB-TOTAL:									3,110.45
FUND CODE SUB-TOTAL:									3,110.45
071214	0002	10/10/2017	A Western fees princ acct	03	018	1630	9500	000000 000	20.00
071309	0002	10/24/2017	A Western fees princ acct	03	018	1630	9500	000000 000	30.00
071326	0002	10/27/2017	A Western Fees princ acct	03	018	1630	9500	000000 000	10.00
071340	0002	10/28/2017	A Western fees princ acct	03	018	1630	9500	000000 000	20.00
RCPT CODE SUB-TOTAL:									80.00
071185	0001	10/03/2017	A Hurricane Relief fundraiser do	03	018	1820	9500	000000 000	36.34
071204	0002	10/06/2017	A Slayton Family Donations	03	018	1820	9500	000000 000	95.00
RCPT CODE SUB-TOTAL:									131.34
FUND CODE SUB-TOTAL:									211.34
071254	0001	10/13/2017	A Lost library book fine	03	018	1890	9501	000000 000	21.00
071276	0001	10/18/2017	A Western Bookfair	03	018	1890	9501	000000 000	2,082.90
071299	0001	10/23/2017	A Bookfair - Western	03	018	1890	9501	000000 000	2,035.19
071306	0001	10/24/2017	A Western Bookfair	03	018	1890	9501	000000 000	41.95
071306	0002	10/24/2017	A Lost library book	03	018	1890	9501	000000 000	14.00
071306	0003	10/24/2017	A Bookfair donations	03	018	1890	9501	000000 000	33.28
071325	0001	10/27/2017	A NSF MT - Western bookfair	03	018	1890	9501	000000 000	17.98
071327	0001	10/27/2017	A Lost library book	03	018	1890	9501	000000 000	5.00
RCPT CODE SUB-TOTAL:									4,215.34
FUND CODE SUB-TOTAL:									4,215.34
071212	0001	10/06/2017	A PTO Donation	03	019	1890	9121	000000 000	1,000.00
071248	0003	10/12/2017	A PTO Recycling-Central	03	019	1890	9121	000000 000	13.74
071268	0004	10/16/2017	A PTO Recycling-Central	03	019	1890	9121	000000 000	3.39
RCPT CODE SUB-TOTAL:									1,017.13

STATUS (STS) CODES:  
 A-RECEIPT B-REFUND OF RECEIPT V-VOID REFUND OF RECEIPT X-REDUCTION OF EXPENDITURE  
 C-APPROPRIATION OR BUDGET MODIFICATIONS D-EXPENSE/SUPPLIES DISTRIBUTION F-FUND TO FUND TRANSFER

TRANS NO	ITEM NO	TRANS DATE	STS	DESCRIPTION OR SOURCE	TT	FUND	RCPT	SPCC	SUBJ	OPU	TRANS AMOUNT
FUND CODE SUB-TOTAL:											1,017.13
071228	0001	10/10/2017	A	PTO Donation	03	019	1890	9122	000000	000	1,000.00
071248	0001	10/12/2017	A	PTO Recycling-Eastern	03	019	1890	9122	000000	000	13.74
071268	0002	10/16/2017	A	PTO Recycling-Eastern	03	019	1890	9122	000000	000	3.40
RCPT CODE SUB-TOTAL:											1,017.14
FUND CODE SUB-TOTAL:											1,017.14
071202	0001	10/05/2017	A	PTO Donation Western	03	019	1890	9123	000000	000	1,000.00
071248	0002	10/12/2017	A	PTO Recycling-Western	03	019	1890	9123	000000	000	13.75
071268	0003	10/16/2017	A	PTO Recycling-Western	03	019	1890	9123	000000	000	3.39
RCPT CODE SUB-TOTAL:											1,017.14
FUND CODE SUB-TOTAL:											1,017.14
071288	0001	10/20/2017	A	Boys Soccer Sect 10/19	03	022	1615	9601	000000	000	900.00
071280	0002	10/23/2017	A	Sect Boys Soccer Tour 10/16	03	022	1615	9601	000000	000	794.00
071281	0002	10/23/2017	A	Sect VB Tourn adm 10/18	03	022	1615	9601	000000	000	476.00
071303	0001	10/23/2017	A	Sect VB Tourn adm 10/21	03	022	1615	9601	000000	000	210.00
071304	0001	10/23/2017	A	Girls Sect Soccer Tour 10/21	03	022	1615	9601	000000	000	2,160.00
071333	0001	10/25/2017	A	Girls Dist Soccer Tourn 10/24	03	022	1615	9601	000000	000	2,720.00
071334	0001	10/25/2017	A	Boys Dist Soccer adm 10/26	03	022	1615	9601	000000	000	3,398.00
071335	0001	10/30/2017	A	Girls Dist Soccer 10/28	03	022	1615	9601	000000	000	2,776.00
RCPT CODE SUB-TOTAL:											13,434.00
071342	0001	10/28/2017	A	Program sales girls dist socce	03	022	1625	9601	000000	000	59.00
RCPT CODE SUB-TOTAL:											59.00
071329	0001	10/27/2017	A	Sect VB expense reimb	03	022	1690	9601	000000	000	90.00
RCPT CODE SUB-TOTAL:											90.00
FUND CODE SUB-TOTAL:											13,583.00
071351	0002	10/31/2017	A	Richland Bank Oct Int. 024	03	024	1410	0000	000000	000	569.71

STATUS (STS) CODES:

A-RECEIPT B-REFUND OF RECEIPT V-VOID REFUND OF RECEIPT X-REDUCTION OF EXPENDITURE  
 C-APPROPRIATION OR BUDGET MODIFICATIONS D-EXPENSE/SUPPLIES DISTRIBUTION F-FUND TO FUND TRANSFER



TRANS NO	ITEM NO	TRANS DATE	STS DESCRIPTION OR SOURCE	TT FUND	RCPT	SPCC	SUBJ	OPU	TRANS AMOUNT	
									RCPT CODE SUB-TOTAL:	569.71
071246	0001	10/12/2017	A Zupan Oct Cobra	03	024	1872	0000	000000 000	873.01	
071278	0001	10/18/2017	A Employees' Premiums Oct	03	024	1872	0000	000000 000	59,786.97	
071279	0001	10/18/2017	A Board's Premiums Oct	03	024	1872	0000	000000 000	331,082.30	
071312	0001	10/25/2017	A Heck Oct Ins pyat	03	024	1872	0000	000000 000	1,876.91	
									RCPT CODE SUB-TOTAL:	393,619.19
									FUND CODE SUB-TOTAL:	394,188.90
071178	0001	10/02/2017	A Crucial Catch Shirt sales	03	200	1690	9104	000000 000	180.00	
071196	0001	10/04/2017	A Crucial Catch shirt sale	03	200	1690	9104	000000 000	2,168.00	
071210	0001	10/04/2017	A Crucial Catch dep corr	03	200	1690	9104	000000 000	8.00	
071220	0001	10/10/2017	A Crucial Catch shirt sales	03	200	1690	9104	000000 000	136.00	
									RCPT CODE SUB-TOTAL:	2,492.00
									FUND CODE SUB-TOTAL:	2,492.00
071169	0001	10/02/2017	A French Club dues	03	200	1630	9105	000000 000	5.00	
071175	0001	10/02/2017	A French Club dues	03	200	1630	9105	000000 000	45.00	
071346	0002	10/31/2017	A French Club Dues	03	200	1630	9105	000000 000	20.00	
									RCPT CODE SUB-TOTAL:	70.00
071346	0001	10/31/2017	A cord for grad	03	200	1690	9105	000000 000	12.00	
									RCPT CODE SUB-TOTAL:	12.00
									FUND CODE SUB-TOTAL:	82.00
071257	0001	10/13/2017	A Face painting	03	200	1620	9108	000000 000	147.72	
071277	0001	10/18/2017	A Face painting	03	200	1620	9108	000000 000	67.12	
071296	0001	10/23/2017	A Face painting	03	200	1620	9108	000000 000	65.00	
									RCPT CODE SUB-TOTAL:	279.84
071174	0001	10/02/2017	A Face painting club fundraiser	03	200	1690	9108	000000 000	53.00	
									RCPT CODE SUB-TOTAL:	53.00
									FUND CODE SUB-TOTAL:	332.84

STATUS (STS) CODES:

A-RECEIPT B-REFUND OF RECEIPT V-VOID REFUND OF RECEIPT X-REDUCTION OF EXPENDITURE  
 C-APPROPRIATION OR BUDGET MODIFICATIONS D-EXPENSE/SUPPLIES DISTRIBUTION F-FUND TO FUND TRANSFER

TRANS NO	ITEM NO	TRANS DATE	STS DESCRIPTION OR SOURCE	TI FUND	RCPT	SPCC	SUBJ	OPU	TRANS AMOUNT	
071218	0001	10/10/2017	A Homecoming Guest tickets	03	200	1620	9114	000000 000	90.00	
071258	0001	10/13/2017	A Homecoming ticket sales	03	200	1620	9114	000000 000	200.00	
071265	0001	10/16/2017	A Homecoming tickets	03	200	1620	9114	000000 000	190.00	
									RCPT CODE SUB-TOTAL:	480.00
									FUND CODE SUB-TOTAL:	480.00
071341	0001	10/28/2017	A Halloween dance tickets	03	200	1620	9204	000000 000	522.00	
									RCPT CODE SUB-TOTAL:	522.00
									FUND CODE SUB-TOTAL:	522.00
071271	0001	10/16/2017	A shirt sales	03	200	1690	9301	000000 000	180.00	
									RCPT CODE SUB-TOTAL:	180.00
071182	0001	10/02/2017	A Hurricane Relief fundraiser	03	200	1820	9301	000000 000	649.62	
									RCPT CODE SUB-TOTAL:	649.62
									FUND CODE SUB-TOTAL:	829.62
071173	0001	10/02/2017	A Hurricane fundraiser corr	03	200	1620	9611	000000 000	1,315.00-	
									RCPT CODE SUB-TOTAL:	1,315.00-
071172	0001	10/02/2017	A Hurricane Relief donations	03	200	1820	9611	000000 000	37.00	
071173	0002	10/02/2017	A Hurricane Relief fundraiser	03	200	1820	9611	000000 000	1,365.00	
071173	0003	10/02/2017	A Hurricane fundraiser corr	03	200	1820	9611	000000 000	50.00-	
									RCPT CODE SUB-TOTAL:	1,352.00
									FUND CODE SUB-TOTAL:	37.00
071260	0001	10/13/2017	A JH PE vending	03	300	1620	9206	000000 000	330.00	
									RCPT CODE SUB-TOTAL:	330.00
									FUND CODE SUB-TOTAL:	330.00

STATUS (STS) CODES:  
 A-RECEIPT B-REFUND OF RECEIPT V-VOID REFUND OF RECEIPT X-REDUCTION OF EXPENDITURE  
 C-APPROPRIATION OR BUDGET MODIFICATIONS D-EXPENSE/SUPPLIES DISTRIBUTION F-FUND TO FUND TRANSFER

TRANS NO	ITEM NO	TRANS DATE	STS DESCRIPTION OR SOURCE	TL	FUND	RCPT	SPCC	SUBT	OPU	TRANS AMOUNT
071177	0001	10/02/2017	A JV Boys Soccer Adm 9/30	03	300	1610	9600	000000	703	158.00
071179	0001	10/02/2017	A Var/JV Girls soccer adm 9/30	03	300	1610	9600	000000	704	524.00
071183	0001	10/02/2017	A Var FB Adm 9/29	03	300	1610	9600	000000	700	6,570.00
071195	0001	10/04/2017	A Var/JV Girls Soccer adm 10/3	03	300	1610	9600	000000	704	886.00
071199	0001	10/05/2017	A JV Girls Soccer adm 10/4	03	300	1610	9600	000000	704	68.00
071201	0001	10/05/2017	A JH FB adm 10/4	03	300	1610	9600	000000	713	630.00
071205	0001	10/06/2017	A Var/JV VB Adm 10/5	03	300	1610	9600	000000	702	298.00
071206	0001	10/06/2017	A Var/JV Boys Soccer adm 10/5	03	300	1610	9600	000000	703	542.00
071232	0001	10/11/2017	A Boys Var/JV Soccer adm	03	300	1610	9600	000000	703	630.00
071232	0002	10/11/2017	A Boys Var/JV Soccer over 10/10	03	300	1610	9600	000000	703	15.00
071259	0001	10/13/2017	A Girls JV soccer adm 10/12	03	300	1610	9600	000000	704	234.00
071261	0001	10/13/2017	A Var girls soccer adm 10/12	03	300	1610	9600	000000	704	334.00
071266	0001	10/16/2017	A Var FB Adm 10/13	03	300	1610	9600	000000	700	5,650.00
071270	0001	10/16/2017	A Sect Boys Soccer Tour 10/16	03	300	1610	9600	000000	000	794.00
071275	0001	10/18/2017	A Sect VB Tourn adm 10/18	03	300	1610	9600	000000	000	476.00
071280	0001	10/23/2017	A Sect Boys Soccer Tour 10/16	03	300	1610	9600	000000	000	794.00-
071281	0001	10/23/2017	A Sect VB Tourn adm 10/18	03	300	1610	9600	000000	000	476.00-
071302	0001	10/23/2017	A JV Football adm 10/21	03	300	1610	9600	000000	700	382.00
071328	0001	10/28/2017	A Var FB adm 10/27	03	300	1610	9600	000000	700	2,636.00
RCPT CODE SUB-TOTAL:										19,557.00
071176	0001	10/02/2017	A Program sales FB 9/29	03	300	1620	9600	000000	700	110.00
071264	0001	10/16/2017	A FB Program sales 10/13	03	300	1620	9600	000000	700	182.00
071339	0001	10/28/2017	A Program sales FB 10/27	03	300	1620	9600	000000	700	116.00
RCPT CODE SUB-TOTAL:										408.00
071184	0001	10/03/2017	A 2017/18 Patron mailing	03	300	1690	9600	000000	000	25.00
071189	0001	10/03/2017	A 2017/18 Ads	03	300	1690	9600	000000	000	100.00
071193	0001	10/03/2017	A 2017/18 Program ads	03	300	1690	9600	000000	000	672.50
071247	0001	10/12/2017	A 2017/18 Patron ad	03	300	1690	9600	000000	000	50.00
071307	0001	10/24/2017	A 2017/18 Program ad	03	300	1690	9600	000000	000	450.00
071330	0001	10/27/2017	A 2017/18 Program ads	03	300	1690	9600	000000	000	200.00
071331	0001	10/27/2017	A 2016/17 ad	03	300	1690	9600	000000	000	162.50
071332	0001	10/27/2017	A 2017/18 advertising	03	300	1690	9600	000000	000	1,250.00
071343	0001	10/30/2017	A 2017/18 program sponsors	03	300	1690	9600	000000	000	410.00
RCPT CODE SUB-TOTAL:										3,320.00
071190	0001	10/03/2017	A 2017 Girls Golf Invite fee	03	300	1890	9600	000000	706	200.00
071191	0001	10/03/2017	A Boys Golf Invite entry fee	03	300	1890	9600	000000	706	285.00
RCPT CODE SUB-TOTAL:										485.00
FUND CODE SUB-TOTAL:										23,770.00

STATUS (STS) CODES:

A-RECEIPT B-REFUND OF RECEIPT V-VOID REFUND OF RECEIPT X-REDUCTION OF EXPENDITURE  
 C-APPROPRIATION OR BUDGET MODIFICATIONS D-EXPENSE/SUPPLIES DISTRIBUTION F-FUND TO FUND TRANSFER

TRANS NO	ITEM NO	TRANS DATE	STS	DESCRIPTION OR SOURCE	TI	FUND	RCPT	SPEC	SUBT	OPU	TRANS AMOUNT	
071284	0001	10/26/2017	A	IDEA-B Revenue	03	516	4220	9018	000000	000	30,604.31	
											RCPT CODE SUB-TOTAL:	30,604.31
											FUND CODE SUB-TOTAL:	30,604.31
071352	0001	10/27/2017	A	Title I Revenue	03	572	4220	9018	000000	000	39,631.36	
											RCPT CODE SUB-TOTAL:	39,631.36
											FUND CODE SUB-TOTAL:	39,631.36
071286	0001	10/26/2017	A	IDEA ECSE Revenue	03	587	4220	9018	000000	000	87.89	
											RCPT CODE SUB-TOTAL:	87.89
											FUND CODE SUB-TOTAL:	87.89
071244	0001	10/20/2017	A	Title II-A Revenue - Acct Corr	03	590	4220	9017	000000	000	2,350.36-	
											RCPT CODE SUB-TOTAL:	2,350.36-
											FUND CODE SUB-TOTAL:	2,350.36-
071244	0002	10/20/2017	A	Title II-A Revenue - Acct Corr	03	590	4220	9018	000000	000	2,350.36	
071285	0001	10/26/2017	A	Title II-A Revenue	03	590	4220	9018	000000	000	10,869.61	
											RCPT CODE SUB-TOTAL:	13,219.97
											FUND CODE SUB-TOTAL:	13,219.97
											GRAND TOTAL:	1,625,260.46

STATUS (STS) CODES:

A-RECEIPT B-REFUND OF RECEIPT V-VOID REFUND OF RECEIPT X-REDUCTION OF EXPENDITURE  
 C-APPROPRIATION OR BUDGET MODIFICATIONS D-EXPENSE/SUPPLIES DISTRIBUTION F-FUND TO FUND TRANSFER

	FYTD Receivable	FYTD Actual Receipts	MTD Actual Receipts	YTD Actual Receipts	FYTD Balance Receivable	FYTD Percent Received
****TOTAL FOR FUND-SCC 001 0000 (GENERAL FUND):	23,769,839.00	8,903,081.56	1,046,566.78	21,438,921.95	14,866,757.44	37.46
****TOTAL FOR FUND-SCC 003 0000 (PERMANENT IMPROVEMENT FUND):	690,237.00	264,741.46	75.44	646,188.58	425,495.54	38.36
****TOTAL FOR FUND-SCC 006 0000 (FOOD SERVICE FUND):	747,980.00	106,779.26	45,879.96	545,928.81	641,200.74	14.28
****TOTAL FOR FUND-SCC 007 9100 (LEXINGTON MINUTEMEN ACADEMIC SCHOLARSHIP FUND):	1,326.00	2,918.63	2,383.14	3,122.71	1,592.63	220.11
****TOTAL FOR FUND-SCC 007 9800 (TERRY McCANNON SCHOLARSHIP FUND):	108.00	45.17	14.36	104.99	62.83	41.82
****TOTAL FOR FUND-SCC 007 9801 (MINUTEMAN ALUMNI SCHOLARSHIP FUND):	13.00	0.00	0.00	6.13	13.00	0.00
****TOTAL FOR FUND-SCC 018 9100 (HIGH SCHOOL PRINCIPAL'S FUND):	11,507.00	2,677.53	960.50	10,657.24	8,829.47	23.27
****TOTAL FOR FUND-SCC 018 9200 (JUNIOR HIGH PRINCIPAL'S FUND):	7,012.00	4,728.38	24.00	7,057.37	2,283.62	67.43
****TOTAL FOR FUND-SCC 018 9300 (EASTERN PRINCIPAL'S FUND):	10,568.00	2,089.24	594.41	9,896.92	8,479.76	19.76
****TOTAL FOR FUND-SCC 018 9301 (EASTERN ELEMENTARY BOOKFAIR/BOXTOPS FUND):	3,743.00	0.00	0.00	3,743.46	3,743.00	0.00

\*\*\* NOTE!! ONLY ACTIVE ACCOUNTS HAVE BEEN SELECTED, TOTALS MAY EXCLUDE AMOUNTS THAT ARE RELATED TO INACTIVE ACCOUNTS. \*\*\*

LEXINGTON LOCAL SCHOOLS  
 Revenue Account Summary  
 SORTED BY FUND-SCC/ACCT

	FYTD Receivable	FYTD Actual Receipts	MTD Actual Receipts	YTD Actual Receipts	FYTD Balance Receivable	FYTD Percent Received
*****TOTAL FOR FUND-SCC 018 9400 (CENTRAL PRINCIPAL'S FUND):	6,698.00	1,742.14	332.80	4,467.73	4,955.86	26.01
*****TOTAL FOR FUND-SCC 018 9401 (CENTRAL ELEMENTARY BOOKFAIR FUND):	5,727.00	3,314.95	3,110.45	5,425.43	2,412.05	57.88
*****TOTAL FOR FUND-SCC 018 9402 (CENTRAL ELEMENTARY ART):	1,750.00	0.00	0.00	1,750.00	1,750.00	0.00
*****TOTAL FOR FUND-SCC 018 9500 (WESTERN PRINCIPAL'S FUND):	9,695.00	3,535.49	211.34	8,859.26	6,159.51	36.47
*****TOTAL FOR FUND-SCC 018 9501 (WESTERN ELEMENTARY BOOKFAIR/BOXTOPS FUND):	6,253.00	4,269.34	4,215.34	7,001.70	1,993.66	68.28
*****TOTAL FOR FUND-SCC 018 9503 (WESTERN ELEMENTARY ART):	1,900.00	0.00	0.00	1,900.00	1,900.00	0.00
*****TOTAL FOR FUND-SCC 019 9121 (CENTRAL ELEMENTARY PTO GRANTS):	2,500.00	1,060.00	1,017.13	1,139.39	1,440.00	42.40
*****TOTAL FOR FUND-SCC 019 9122 (EASTERN ELEMENTARY PTO GRANTS):	2,500.00	1,059.98	1,017.14	1,339.37	1,440.02	42.40
*****TOTAL FOR FUND-SCC 019 9123 (WESTERN ELEMENTARY PTO GRANTS):	2,500.00	1,059.97	1,017.14	1,139.39	1,440.03	42.40
*****TOTAL FOR FUND-SCC 019 9213 (RICH CO FOUND-BRAIN GAMES 5.0):	1,500.00	1,500.00	0.00	1,500.00	0.00	100.00

\*\*\* NOTE!! ONLY ACTIVE ACCOUNTS HAVE BEEN SELECTED, TOTALS MAY EXCLUDE AMOUNTS THAT ARE RELATED TO INACTIVE ACCOUNTS. \*\*\*

	FYTD Receivable	FYTD Actual Receipts	MTD Actual Receipts	YTD Actual Receipts	FYTD Balance Receivable	FYTD Percent Received
--	--------------------	----------------------------	---------------------------	---------------------------	-------------------------------	-----------------------------

\*\*\*\*\*TOTAL FOR FUND-SCC 019 9214 (RICH CO FOUND-TALKING SENSE TO OUR NUMBERS):

	1,269.63	1,269.63	0.00	1,269.63	0.00	100.00
--	----------	----------	------	----------	------	--------

\*\*\*\*\*TOTAL FOR FUND-SCC 019 9215 (RICH CO FOUND-SEE THE CIVILIZATION):

	117.55	117.55	0.00	117.55	0.00	100.00
--	--------	--------	------	--------	------	--------

\*\*\*\*\*TOTAL FOR FUND-SCC 019 9216 (RICH CO FOUND-SCIENCE OLYMPIAD):

	1,500.00	1,500.00	0.00	1,500.00	0.00	100.00
--	----------	----------	------	----------	------	--------

\*\*\*\*\*TOTAL FOR FUND-SCC 019 9217 (RICH CO FOUND-KICK BACK WITH CLASSICS):

	902.25	902.25	0.00	902.25	0.00	100.00
--	--------	--------	------	--------	------	--------

\*\*\*\*\*TOTAL FOR FUND-SCC 019 9502 (RICHLAND CO HHS SENSORY GRANT):

	2,000.00	0.00	0.00	2,000.00	2,000.00	0.00
--	----------	------	------	----------	----------	------

\*\*\*\*\*TOTAL FOR FUND-SCC 022 9601 (OHSSAA TOURNAMENT AGENCY FUND):

	69,861.00	11,486.56	13,583.00	61,675.00	58,374.44	16.44
--	-----------	-----------	-----------	-----------	-----------	-------

\*\*\*\*\*TOTAL FOR FUND-SCC 024 0000 (EMPLOYEE BENEFITS FUND FOR MEDICAL/DENTAL):

	4,642,786.00	1,543,694.13	394,188.90	3,869,749.90	3,099,091.87	33.25
--	--------------	--------------	------------	--------------	--------------	-------

\*\*\*\*\*TOTAL FOR FUND-SCC 200 9102 (HIGH SCHOOL DRAMA CLUB):

	30,258.00	0.00	0.00	26,943.00	30,258.00	0.00
--	-----------	------	------	-----------	-----------	------

\*\*\*\*\*TOTAL FOR FUND-SCC 200 9104 (HIGH SCHOOL LEADERSHIP COUNCIL):

	2,806.00	3,282.00	2,492.00	3,282.00	476.00	116.96
--	----------	----------	----------	----------	--------	--------

\*\*\*\*\*TOTAL FOR FUND-SCC 200 9105 (HIGH SCHOOL FRENCH CLUB):

	240.00	82.00	82.00	82.00	158.00	34.17
--	--------	-------	-------	-------	--------	-------

\*\*\* NOTE!! ONLY ACTIVE ACCOUNTS HAVE BEEN SELECTED, TOTALS MAY EXCLUDE AMOUNTS THAT ARE RELATED TO INACTIVE ACCOUNTS. \*\*\*

LEXINGTON LOCAL SCHOOLS  
 Revenue Account Summary  
 SORTED BY FUND-SCC/ACCT

	FYTD Receivable	FYTD Actual Receipts	MTD Actual Receipts	YTD Actual Receipts	FYTD Balance Receivable	FYTD Percent Received
*****TOTAL FOR FUND-SCC 200 9107 (HIGH SCHOOL SPANISH CLUB):	790.00	0.00	0.00	25.00	790.00	0.00
*****TOTAL FOR FUND-SCC 200 9108 (HIGH SCHOOL LEO CLUB):	1,557.00	332.84	332.84	351.10	1,224.16	21.38
*****TOTAL FOR FUND-SCC 200 9114 (HIGH SCHOOL STUDENT COUNCIL FUND):	872.00	480.00	480.00	1,005.69	392.00	55.05
*****TOTAL FOR FUND-SCC 200 9115 (HIGH SCHOOL KEY CLUB):	366.00	0.00	0.00	5.00	366.00	0.00
*****TOTAL FOR FUND-SCC 200 9116 (HIGH SCHOOL CHESS CLUB):	50.00	0.00	0.00	50.00	50.00	0.00
*****TOTAL FOR FUND-SCC 200 9119 (HIGH SCHOOL YEARBOOK FUND):	18,754.00	4,880.00	0.00	16,079.00	13,874.00	26.02
*****TOTAL FOR FUND-SCC 200 9121 (HIGH SCHOOL NATIONAL HONOR SOCIETY):	2,766.00	890.00	0.00	3,656.07	1,876.00	32.18
*****TOTAL FOR FUND-SCC 200 9201 (JUNIOR HIGH ART CLUB):	376.00	95.50	0.00	212.39	180.50	34.60
*****TOTAL FOR FUND-SCC 200 9204 (JUNIOR HIGH STUDENT COUNCIL FUND):	721.00	1,075.50	522.00	1,186.50	354.50	149.17
*****TOTAL FOR FUND-SCC 200 9205 (JUNIOR HIGH LIBRARY CLUB):	554.00	553.50	0.00	0.00	1,107.50	99.91

\*\*\* NOTE!! ONLY ACTIVE ACCOUNTS HAVE BEEN SELECTED, TOTALS MAY EXCLUDE AMOUNTS THAT ARE RELATED TO INACTIVE ACCOUNTS. \*\*\*



	FYTD Receivable	FYTD Actual Receipts	MTD Actual Receipts	YTD Actual Receipts	FYTD Balance Receivable	FYTD Percent Received
*****TOTAL FOR FUND-SCC 200 9501 (EASTERN ELEMENTARY STUDENT ACTIVITY FUND):	2,445.00	829.62	829.62	1,958.83	1,615.38	33.93
*****TOTAL FOR FUND-SCC 200 9611 (HIGH SCHOOL INFORMED TEENS FUND):	146.00	1,402.00	37.00	1,602.00	1,256.00	960.27
*****TOTAL FOR FUND-SCC 200 9612 (JUNIOR HIGH INFORMED TEENS FUND):	484.00	63.00	0.00	436.30	421.00	13.02
*****TOTAL FOR FUND-SCC 300 9115 (JAZZ BAND):	2,438.00	0.00	0.00	2,438.00	2,438.00	0.00
*****TOTAL FOR FUND-SCC 300 9116 (CHOIR):	50.00	0.00	0.00	0.00	50.00	0.00
*****TOTAL FOR FUND-SCC 300 9206 (JUNIOR HIGH PHYS ED DEPARTMENT FUND):	2,640.00	1,100.00	330.00	2,400.00	1,540.00	41.67
*****TOTAL FOR FUND-SCC 300 9600 (ATHLETIC FUND):	240,000.00	125,546.52	23,770.00	191,133.65	114,453.48	52.31
*****TOTAL FOR FUND-SCC 300 9603 (ELEMENTARY MUSIC):	223.00	0.00	0.00	222.50	223.00	0.00
*****TOTAL FOR FUND-SCC 451 9017 (Network Connectivity FY 2017):	0.00	0.00	0.00	4,500.00	0.00	0.00
*****TOTAL FOR FUND-SCC 451 9018 (Network Connectivity FY 2018):	9,000.00	0.00	0.00	0.00	9,000.00	0.00

\*\*\* NOTE!! ONLY ACTIVE ACCOUNTS HAVE BEEN SELECTED, TOTALS MAY EXCLUDE AMOUNTS THAT ARE RELATED TO INACTIVE ACCOUNTS. \*\*\*

	FYTD Receivable	FYTD Actual Receipts	MTD Actual Receipts	YTD Actual Receipts	FYTD Balance Receivable	FYTD Percent Received
*****TOTAL FOR FUND-SCC 516 9017 (IDEA-B SPECIAL EDUCATION FY17):	114,221.06	59,949.37	0.00	213,301.20	54,271.69	52.49
*****TOTAL FOR FUND-SCC 516 9018 (IDEA-B SPECIAL EDUCATION FY18):	427,333.82	50,342.33	30,604.31	50,342.33	376,991.49	11.78
*****TOTAL FOR FUND-SCC 572 9017 (TITLE I FY17):	181,992.96	109,634.66	0.00	258,799.73	72,358.30	60.24
*****TOTAL FOR FUND-SCC 572 9018 (TITLE I FY18):	252,616.32	53,040.92	39,631.36	53,040.92	199,575.40	21.00
*****TOTAL FOR FUND-SCC 587 9017 (EARLY CHILDHOOD SPECIAL EDUCATION IDEA FY17):	2,377.62	293.23	0.00	1,605.85	2,084.39	12.33
*****TOTAL FOR FUND-SCC 587 9018 (EARLY CHILDHOOD SPECIAL EDUCATION IDEA FY18):	14,544.71	404.86	87.89	404.86	14,139.85	2.78
*****TOTAL FOR FUND-SCC 590 9017 (TITLE II-A IMPROVING TEACHER QUALITY FY17):	0.00	0.00	2,350.36	19,888.09	0.00	0.00
*****TOTAL FOR FUND-SCC 590 9018 (TITLE II-A IMPROVING TEACHER QUALITY FY18):	59,468.88	13,219.97	13,219.97	13,219.97	46,248.91	22.23
*****TOTAL FOR FUND-SCC 599 9018 (TITLE IV):	10,000.00	0.00	0.00	0.00	10,000.00	0.00
*****GRAND TOTALS:	31,381,783.80	11,289,963.04	1,625,260.46	27,504,536.74	20,091,820.76	35.98

\*\*\* NOTE!! ONLY ACTIVE ACCOUNTS HAVE BEEN SELECTED, TOTALS MAY EXCLUDE AMOUNTS THAT ARE RELATED TO INACTIVE ACCOUNTS. \*\*\*

LEXINGTON LOCAL SCHOOLS  
 Appropriation Account Summary  
 SORTED BY FUND-SEC

FYTD Appropriated	Prior FY Carryover Encumbrances	FYTD Expendable	FYTD Actual Expenditures	MTD Actual Expenditures	Current Encumbrances	FYTD Unencumbered Balance	FYTD Percent Exp/Enc
*****TOTAL FOR FUND-SEC 001 0000 (GENERAL FUND):							
24,261,301.00	229,036.40	24,490,337.40	7,868,682.50	1,994,821.35	1,930,611.49	14,691,043.41	40.01
*****TOTAL FOR FUND-SEC 003 0000 (PERMANENT IMPROVEMENT FUND):							
782,786.89	5,373.00	788,159.89	692,914.76	7,129.11	19,425.18	75,819.95	90.38
*****TOTAL FOR FUND-SEC 006 0000 (FOOD SERVICE FUND):							
747,992.48	0.00	747,992.48	229,240.60	70,150.07	184,976.30	333,775.58	55.38
*****TOTAL FOR FUND-SEC 007 9100 (LEXINGTON MINUTEMEN ACADEMIC SCHOLARSHIP FUND):							
9,250.00	500.00	9,750.00	1,658.72	0.00	5,500.00	2,591.28	73.42
*****TOTAL FOR FUND-SEC 007 9800 (TERRY McCAMMON SCHOLARSHIP FUND):							
750.00	0.00	750.00	500.00	0.00	0.00	250.00	66.67
*****TOTAL FOR FUND-SEC 018 9100 (HIGH SCHOOL PRINCIPAL'S FUND):							
13,594.65	495.00	14,089.65	2,945.05	2,067.00	1,502.70	9,641.90	31.57
*****TOTAL FOR FUND-SEC 018 9200 (JUNIOR HIGH PRINCIPAL'S FUND):							
7,863.66	984.50	8,848.16	481.50	397.00	8,632.50	265.84	103.00
*****TOTAL FOR FUND-SEC 018 9300 (EASTERN PRINCIPAL'S FUND):							
19,955.96	31.25	19,987.21	3,629.34	2,511.65	1,377.77	14,980.10	25.05
*****TOTAL FOR FUND-SEC 018 9301 (EASTERN ELEMENTARY BOOKFAIR/BOXTOPS FUND):							
11,000.00	0.00	11,000.00	532.22	0.00	4,148.14	6,319.64	42.55
*****TOTAL FOR FUND-SEC 018 9302 (EASTERN ELEMENTARY MATH):							
1,072.16	0.00	1,072.16	0.00	0.00	1,000.00	72.16	93.27

\*\*\* NOTE!! ONLY ACTIVE ACCOUNTS HAVE BEEN SELECTED, TOTALS MAY EXCLUDE AMOUNTS THAT ARE RELATED TO INACTIVE ACCOUNTS. \*\*\*

LEXINGTON LOCAL SCHOOLS  
 Appropriation Account Summary  
 SORTED BY FUND-SEC

FYTD Appropriated	Prior FY Carryover Encumbrances	FYTD Expendable	FYTD Actual Expenditures	MTD Actual Expenditures	Current Encumbrances	FYTD Unencumbered Balance	FYTD Percent Exp/Enc
*****TOTAL FOR FUND-SEC 018 9400 (CENTRAL PRINCIPAL'S FUND):							
15,129.23	1,127.21	14,256.44	1,467.89	470.29	1,770.02	11,018.53	22.71
*****TOTAL FOR FUND-SEC 018 9401 (CENTRAL ELEMENTARY BOOKFAIR FUND):							
6,928.28	2,500.00	9,428.28	1,314.71	229.24	7,300.00	811.57	91.39
*****TOTAL FOR FUND-SEC 018 9402 (CENTRAL ELEMENTARY ART):							
2,859.00	0.00	2,859.00	0.00	0.00	0.00	2,859.00	0.00
*****TOTAL FOR FUND-SEC 018 9500 (WESTERN PRINCIPAL'S FUND):							
15,500.00	1,702.29	17,202.29	2,131.40	1,887.00	988.50	14,082.39	18.14
*****TOTAL FOR FUND-SEC 018 9501 (WESTERN ELEMENTARY BOOKFAIR/BOXTOPS FUND):							
9,239.55	0.00	9,239.55	624.53	0.00	6,155.98	2,459.04	73.39
*****TOTAL FOR FUND-SEC 018 9563 (WESTERN ELEMENTARY ART):							
2,739.42	0.00	2,739.42	0.00	0.00	0.00	2,739.42	0.00
*****TOTAL FOR FUND-SEC 018 9901 (JUNIOR HIGH TEACHER ADVISORY FUND):							
109.25	0.00	109.25	0.00	0.00	0.00	109.25	0.00
*****TOTAL FOR FUND-SEC 019 9001 (ACADEMIC BOOSTERS GRANTS):							
769.07	0.00	769.07	0.00	0.00	0.00	769.07	0.00
*****TOTAL FOR FUND-SEC 019 9121 (CENTRAL ELEMENTARY PTO GRANTS):							
3,311.03	0.00	3,311.03	446.53	250.00	1,095.47	1,769.03	46.57
*****TOTAL FOR FUND-SEC 019 9122 (EASTERN ELEMENTARY PTO GRANTS):							
4,755.89	100.00	4,855.89	966.30	251.87	2,284.50	1,605.09	66.95

\*\*\* NOTE!! ONLY ACTIVE ACCOUNTS HAVE BEEN SELECTED, TOTALS MAY EXCLUDE AMOUNTS THAT ARE RELATED TO INACTIVE ACCOUNTS. \*\*\*

LEXINGTON LOCAL SCHOOLS  
 Appropriation Account Summary  
 SORTED BY FUND-SCC

FYTD Appropriated	Prior FY Carryover Encumbrances	FYTD Expendable	FYTD Actual Expenditures	MTD Actual Expenditures	Current Encumbrances	FYTD Unencumbered Balance	FYTD Percent Exp/Enc
*****TOTAL FOR FUND-SCC 019 9123 (WESTERN ELEMENTARY PTO GRANTS):							
5,895.96	412.68	6,308.64	745.12	35.98	1,102.50	4,461.02	29.29
*****TOTAL FOR FUND-SCC 019 9200 (RICHLAND COUNTY FOUNDATION GRANT PLAYGROUND):							
200.00	0.00	200.00	0.00	0.00	0.00	200.00	0.00
*****TOTAL FOR FUND-SCC 019 9208 (RICHLAND CO FOUND-BUILD A COMM OF READERS):							
10.32	0.00	10.32	0.00	0.00	0.00	10.32	0.00
*****TOTAL FOR FUND-SCC 019 9209 (RICH CO FOUND-LEARN TO READ FOR A LIFETIME):							
59.95	0.00	59.95	0.00	0.00	0.00	59.95	0.00
*****TOTAL FOR FUND-SCC 019 9210 (RICH CO FOUND-MULTI-SENS APPROACH TO LEARNING):							
0.46	0.00	0.46	0.00	0.00	0.00	0.46	0.00
*****TOTAL FOR FUND-SCC 019 9211 (RICH CO FOUND-BEE AWARENESS):							
17.58	0.00	17.58	0.00	0.00	0.00	17.58	0.00
*****TOTAL FOR FUND-SCC 019 9212 (RICH CO FOUND-DONT LET THE PIGEON STOP TALK):							
19.17	0.00	19.17	0.00	0.00	0.00	19.17	0.00
*****TOTAL FOR FUND-SCC 019 9213 (RICH CO FOUND-BRAIN GAMES 5.0):							
1,500.00	0.00	1,500.00	529.07	529.07	970.93	0.00	100.00
*****TOTAL FOR FUND-SCC 019 9214 (RICH CO FOUND-TALKING SENSE TO OUR NUMBERS):							
1,269.63	0.00	1,269.63	538.72	0.00	0.00	730.91	42.43
*****TOTAL FOR FUND-SCC 019 9215 (RICH CO FOUND-SEE THE CIVILIZATION):							
117.55	0.00	117.55	0.00	0.00	0.00	117.55	0.00

\*\*\* NOTE!! ONLY ACTIVE ACCOUNTS HAVE BEEN SELECTED, TOTALS MAY EXCLUDE AMOUNTS THAT ARE RELATED TO INACTIVE ACCOUNTS. \*\*\*

LEXINGTON LOCAL SCHOOLS  
 Appropriation Account Summary  
 SORTED BY FUND-SCC

FYTD Appropriated	Prior FY Carryover Encumbrances	FYTD Expendable	FYTD Actual Expenditures	MTD Actual Expenditures	Current Encumbrances	FYTD Unencumbered Balance	FYTD Percent Exp/Enc
*****TOTAL FOR FUND-SCC 019 9216 (RICH CO FOUND-SCIENCE OLYMPIAD):							
1,500.00	0.00	1,500.00	400.61	400.61	695.03	404.36	73.04
*****TOTAL FOR FUND-SCC 019 9217 (RICH CO FOUND-KICK BACK WITH CLASSICS):							
902.25	0.00	902.25	902.25	902.25	0.00	0.00	100.00
*****TOTAL FOR FUND-SCC 019 9502 (RICHLAND CO HMG SENSORY GRANT):							
2,000.00	2,000.00	4,000.00	2,000.00	17.32	569.75	1,430.25	64.24
*****TOTAL FOR FUND-SCC 022 9601 (OHSGAA TOURNAMENT AGENCY FUND):							
70,231.96	1,886.30	72,118.26	1,142.82	982.00	16,824.30	54,151.14	24.91
*****TOTAL FOR FUND-SCC 024 0000 (EMPLOYEE BENEFITS FUND FOR MEDICAL/DENTAL):							
5,563,221.01	0.00	5,563,221.01	1,562,428.06	214,220.22	289,710.36	3,711,082.59	33.29
*****TOTAL FOR FUND-SCC 200 9101 (HIGH SCHOOL ART CLUB):							
93.76	0.00	93.76	0.00	0.00	0.00	93.76	0.00
*****TOTAL FOR FUND-SCC 200 9102 (HIGH SCHOOL DRAMA CLUB):							
25,000.00	0.00	25,000.00	2,250.00	0.00	316.00	22,434.00	10.26
*****TOTAL FOR FUND-SCC 200 9103 (HIGH SCHOOL MATH CLUB):							
52.70	0.00	52.70	0.00	0.00	0.00	52.70	0.00
*****TOTAL FOR FUND-SCC 200 9104 (HIGH SCHOOL LEADERSHIP COUNCIL):							
3,110.45	110.00	3,220.45	0.00	0.00	3,448.00	227.55	107.07
*****TOTAL FOR FUND-SCC 200 9105 (HIGH SCHOOL FRENCH CLUB):							
417.37	0.00	417.37	0.00	0.00	0.00	417.37	0.00

\*\*\* NOTE!! ONLY ACTIVE ACCOUNTS HAVE BEEN SELECTED, TOTALS MAY EXCLUDE AMOUNTS THAT ARE RELATED TO INACTIVE ACCOUNTS. \*\*\*

LEXTINGTON LOCAL SCHOOLS  
 Appropriation Account Summary  
 SORTED BY FUND-SCC

FYTD Appropriated	Prior FY Carryover Encumbrances	FYTD Expendable	FYTD Actual Expenditures	MTD Actual Expenditures	Current Encumbrances	FYTD Unencumbered Balance	FYTD Percent Exp/Enc
*****TOTAL FOR FUND-SCC 200 9107 (HIGH SCHOOL SPANISH CLUB):							
1,564.97	0.00	1,564.97	0.00	0.00	0.00	1,564.97	0.00
*****TOTAL FOR FUND-SCC 200 9108 (HIGH SCHOOL LEO CLUB):							
4,361.41	144.47	4,505.88	90.58	39.80	1,507.42	2,905.88	35.51
*****TOTAL FOR FUND-SCC 200 9114 (HIGH SCHOOL STUDENT COUNCIL FUND):							
3,748.98	0.00	3,748.98	457.14	457.14	3,202.86	88.99	97.63
*****TOTAL FOR FUND-SCC 200 9115 (HIGH SCHOOL KEY CLUB):							
2,133.62	0.00	2,133.62	0.00	0.00	200.00	1,933.62	9.37
*****TOTAL FOR FUND-SCC 200 9116 (HIGH SCHOOL CHESS CLUB):							
371.00	0.00	371.00	0.00	0.00	0.00	371.00	0.00
*****TOTAL FOR FUND-SCC 200 9119 (HIGH SCHOOL YEARBOOK FUND):							
40,000.00	15,500.00	55,500.00	7,734.80	0.00	0.00	47,765.20	13.94
*****TOTAL FOR FUND-SCC 200 9120 (HIGH SCHOOL JOURNALISM FUND):							
665.44	0.00	665.44	0.00	0.00	0.00	665.44	0.00
*****TOTAL FOR FUND-SCC 200 9121 (HIGH SCHOOL NATIONAL HONOR SOCIETY):							
3,209.49	197.72	3,407.21	892.73	0.00	164.27	2,350.21	31.02
*****TOTAL FOR FUND-SCC 200 9201 (JUNIOR HIGH ART CLUB):							
665.63	0.00	665.63	0.00	0.00	0.00	665.63	0.00
*****TOTAL FOR FUND-SCC 200 9204 (JUNIOR HIGH STUDENT COUNCIL FUND):							
1,017.50	0.00	1,017.50	150.00	150.00	250.00	617.50	39.31

\*\*\* NOTE!! ONLY ACTIVE ACCOUNTS HAVE BEEN SELECTED, TOTALS MAY EXCLUDE AMOUNTS THAT ARE RELATED TO INACTIVE ACCOUNTS. \*\*\*

LEXINGTON LOCAL SCHOOLS  
 Appropriation Account Summary  
 SORTED BY FUND-SCC

FYTD Appropriated	Prior FY Carryover Encumbrances	FYTD Expendable	FYTD Actual Expenditures	MTD Actual Expenditures	Current Encumbrances	FYTD Unencumbered Balance	FYTD Percent Exp/Enc
*****TOTAL FOR FUND-SCC 200 9205 (JUNIOR HIGH LIBRARY CLUB):							
1,185.15	0.00	1,185.15	0.00	0.00	0.00	1,185.15	0.00
*****TOTAL FOR FUND-SCC 200 9301 (EASTERN ELEMENTARY STUDENT ACTIVITY FUND):							
3,115.03	0.00	3,115.03	649.62	649.62	500.00	1,965.41	36.91
*****TOTAL FOR FUND-SCC 200 9611 (HIGH SCHOOL INFORMED TEENS FUND):							
1,059.63	0.00	1,059.63	1,402.00	1,402.00	0.00	342.37	132.31
*****TOTAL FOR FUND-SCC 200 9612 (JUNIOR HIGH INFORMED TEENS FUND):							
686.90	0.00	686.90	0.00	0.00	0.00	686.90	0.00
*****TOTAL FOR FUND-SCC 300 9115 (JAZZ BAND):							
3,000.00	0.00	3,000.00	0.00	0.00	0.00	3,000.00	0.00
*****TOTAL FOR FUND-SCC 300 9116 (CHOIR):							
952.20	0.00	952.20	0.00	0.00	300.00	652.20	31.51
*****TOTAL FOR FUND-SCC 300 9306 (JUNIOR HIGH PHYS ED DEPARTMENT FUND):							
5,200.68	0.00	5,200.68	1,076.68	520.26	1,873.32	2,250.68	56.72
*****TOTAL FOR FUND-SCC 300 9210 (JR HIGH INSTRUMENTAL):							
41.03	0.00	41.03	0.00	0.00	0.00	41.03	0.00
*****TOTAL FOR FUND-SCC 300 9600 (ATHLETIC FUND):							
230,500.00	10,130.20	240,630.20	117,495.49	31,130.23	88,564.67	34,570.04	85.63
*****TOTAL FOR FUND-SCC 300 9602 (ORCHESTRA):							
63.22	0.00	63.22	0.00	0.00	0.00	63.22	0.00

\*\*\* NOTE!! ONLY ACTIVE ACCOUNTS HAVE BEEN SELECTED, TOTALS MAY EXCLUDE AMOUNTS THAT ARE RELATED TO INACTIVE ACCOUNTS. \*\*\*



LEXTINGTON LOCAL SCHOOLS  
 Appropriation Account Summary  
 SORTED BY FUND-SCC

FYTD Appropriated	Prior FY Carryover Encumbrances	FYTD Expendable	FYTD Actual Expenditures	MTD Actual Expenditures	Current Encumbrances	FYTD Unencumbered Balance	FYTD Percent Exp/Enc
*****TOTAL FOR FUND-SCC 300 9603 (ELEMENTARY MUSIC):							
1,585.38	0.00	1,585.38	23.47	23.47	0.00	1,561.91	1.48
*****TOTAL FOR FUND-SCC 300 9605 (BAND):							
232.95	0.00	232.95	0.00	0.00	0.00	232.95	0.00
*****TOTAL FOR FUND-SCC 451 9018 (Network Connectivity FY 2018):							
9,000.00	0.00	9,000.00	9,000.00	9,000.00	0.00	0.00	100.00
*****TOTAL FOR FUND-SCC 516 9017 (IDEA-B SPECIAL EDUCATION FY17):							
66,162.90	6,509.98	72,672.78	18,401.09	0.00	3,869.25	50,402.44	30.64
*****TOTAL FOR FUND-SCC 516 9018 (IDEA-B SPECIAL EDUCATION FY18):							
427,333.82	0.00	427,333.82	72,048.80	35,341.84	214,961.32	140,323.70	67.16
*****TOTAL FOR FUND-SCC 572 9017 (TITLE I FY17):							
89,526.47	4,441.79	93,968.26	21,609.96	0.00	3,691.79	68,666.51	26.93
*****TOTAL FOR FUND-SCC 572 9018 (TITLE I FY18):							
252,616.32	0.00	252,616.32	64,848.53	35,066.98	17,427.21	170,340.58	32.57
*****TOTAL FOR FUND-SCC 587 9017 (EARLY CHILDHOOD SPECIAL EDUCATION IDEA FY17):							
2,084.39	0.00	2,084.39	0.00	0.00	0.00	2,084.39	0.00
*****TOTAL FOR FUND-SCC 587 9018 (EARLY CHILDHOOD SPECIAL EDUCATION IDEA FY18):							
14,544.71	0.00	14,544.71	404.86	0.00	200.00	13,939.85	4.16
*****TOTAL FOR FUND-SCC 599 9018 (TITLE II-A IMPROVING TEACHER QUALITY FY18):							
59,468.88	0.00	59,468.88	13,900.68	6,950.34	0.00	45,568.20	23.37

\*\*\* NOTE!! ONLY ACTIVE ACCOUNTS HAVE BEEN SELECTED, TOTALS MAY EXCLUDE AMOUNTS THAT ARE RELATED TO INACTIVE ACCOUNTS. \*\*\*

LEXINGTON LOCAL SCHOOLS  
 Appropriation Account Summary  
 SORTED BY FUND-SEC

FYTD Appropriated	Prior FY Carryover Encumbrances	FYTD Expendable	FYTD Actual Expenditures	MTD Actual Expenditures	Current Encumbrances	FYTD Unencumbered Balance	FYTD Percent Exp/Enc
*****TOTAL FOR FUND-SEC 599 9018 (TITLE IV):							
10,000.00	0.00	10,000.00	0.00	0.00	0.00	10,000.00	0.00
*****GRAND TOTALS:							
32,826,625.24	293,182.79	33,109,808.03	10,708,661.13	2,417,963.71	2,827,119.53	19,574,027.37	40.88

\*\*\* NOTE!! ONLY ACTIVE ACCOUNTS HAVE BEEN SELECTED, TOTALS MAY EXCLUDE AMOUNTS THAT ARE RELATED TO INACTIVE ACCOUNTS. \*\*\*