


LEXINGTON LOCAL SCHOOLS



FINANCIAL REPORT
FOR THE PERIOD ENDING
OCTOBER 31, 2014

PREPARED BY
JASON WHITESEL, TREASURER

DATE: 11/04/2014
TIME: 11:05

LEXINGTON LOCAL SCHOOLS
CASH RECONCILIATION AS OF 10/31/2014

PAGE: 1
(USAEMSED)

	SUB-TOTALS	TOTALS
	-----	-----
Gross Depository Balances:		
RICHLAND BANK SWEEP ACCT 3520	\$ 6,134,870.14	
RICHLAND BANK GENERAL ACCT 0580	301,645.26	
RICHLAND BANK ANTHEM SWEEP 3523	1,173,517.85	
RICHLAND BANK EE BENEFITS 3180	0.00	
RICHLAND BANK PAYROLL ACCT 9780	390.55	
RICHLAND BANK ATHLETIC ACCT 3280	4,111.85	

Total Depository Balances (Gross)		\$ 7,614,535.65
Adjustments to Bank Balance:		
Cash in Transit to Bank	\$ 4,466.25	
Outstanding Checks	104,273.60-	
Adjustments	818,765.91	
Local Tax Transfer in Transit		
Municipal Income Tax		
Outstanding Sweep Transfer		
Outstanding ACA Fee		

Total Adjustments to Bank Balance		718,958.56
Investments:		
Treasury Bonds and Notes	\$ 0.00	
Certificate of Deposits	0.00	
Other Securities	0.00	
Other Investments:		

Total Investments		0.00
Cash on Hand:		
Petty Cash:		
TREASURER'S OFFICE	\$ 100.00	
HIGH SCHOOL	50.00	
JUNIOR HIGH SCHOOL	50.00	
EASTERN, CENTRAL, WESTERN	150.00	
ATHLETIC OFFICE	200.00	
Change Cash:		
ATHLETIC CHANGE	\$ 2,500.00	
CAFETERIA CHANGE	440.00	
JUNIOR HIGH SCHOOL	100.00	
EASTERN ELEMENTARY	100.00	
WESTERN ELEMENTARY	100.00	
Cash with Fiscal Agent	0.00	

Total Cash on Hand		3,790.00


Total Balances		\$ 8,337,284.21
		=====
Total Fund Balance		\$ 8,337,284.21
		=====
Depository Clearance Accounts:		

DATE: 11/04/2014
TIME: 11:05

LEXINGTON LOCAL SCHOOLS
CASH RECONCILIATION AS OF 10/31/2014

PAGE: 2
(USAEMSED)

	SUB-TOTALS	TOTALS
	-----	-----
RICHLAND BANK BOND/COUPON	\$ 0.00	
Total Clearance Account Balances	-----	\$ 0.00



Treasurer

LEXINGTON LOCAL SCHOOLS
INVESTMENT REPORT FOR THE MONTH ENDING
October 31, 2014

INTEREST EARNED:	THIS MONTH	FISCAL YEAR TO DATE
Richland Bank, General Sweep	\$820.79	\$3,369.40
Richland Bank, Anthem Sweep	\$142.35	\$507.50
Star Ohio	\$0.00	\$0.00
Certificates of Deposit	\$0.00	\$0.00
Bonds and other types of investments	\$0.00	\$0.00
TOTAL INTEREST RECEIVED	\$963.14	\$3,876.90

History of Interest Earnings	Fiscal Year	Interest Earnings
	1998	\$ 167,057.52
	1999	\$ 138,113.69
	2000	\$ 157,991.72
	2001	\$ 236,839.79
	2002	\$ 146,052.34
	2003	\$ 63,712.36
	2004	\$ 47,970.95
	2005	\$ 90,719.94
	2006	\$ 158,724.51
	2007	\$ 221,998.86
	2008	\$ 213,660.34
	2009	\$ 95,639.63
	2010	\$ 56,860.22
	2011	\$ 3,001.78
	2012	\$ 3,090.00
	2013	\$ 5,758.97
	2014	\$ 8,349.92
FISCAL Year To Date	2015	\$3,876.90

Total Interest Earnings 1998 to Present	\$ 1,819,419.44
--	------------------------



Processing Month: October 2014

(FINSUM)

LEXINGTON LOCAL SCHOOLS

Fnd	Sec	Description	Beginning Balance	MTD Revenues	FYTD Revenues	MTD Expenditures	FYTD Expenditures	Current Available Balance
001	0000	GENERAL FUND	4,268,193.98	1,701,532.11	9,340,442.49	1,757,566.72	6,638,190.98	6,970,445.49
001	9412	GENERAL BUDGET RESERVE SE	87,928.97	.00	.00	.00	.00	87,928.97
002	0000	BOND RETIREMENT FUND	1,925.89	.00	.00	.00	.00	1,925.89
003	0000	PERMANENT IMPROVEMENT FUN	184,452.93	42,472.96	306,038.52	169,279.65	533,701.14	43,209.69-
006	0000	FOOD SERVICE FUND	842.59	103,112.94	183,580.37	66,630.75	246,221.60	61,798.64-
007	9800	TERRY McCAMMON SCHOLARSHI	13,528.75	1.38	505.49	.00	.00	14,034.24
007	9801	MINUTEMAN ALUMNI SCHOLARS	1,887.28	.19	.75	.00	.00	1,888.03
018	9100	HIGH SCHOOL PRINCIPAL'S F	2,146.22	692.17	2,560.44	2,019.38	2,122.38	2,584.28
018	9200	JUNIOR HIGH PRINCIPAL'S F	791.76	121.21	7,869.21	456.33	507.33	8,153.64
018	9300	EASTERN PRINCIPAL'S FUND	7,983.36	77.07	859.32	279.36	1,113.76	7,728.92
018	9301	EASTERN ELEMENTARY BOOKFA	8,296.72	.00	.00	.00	116.63	8,180.09
018	9400	CENTRAL PRINCIPAL'S FUND	7,554.05	407.00	1,639.37	209.84	209.84	8,983.58
018	9401	CENTRAL ELEMENTARY BOOKFA	1,445.42	4,504.86	4,524.86	.00	.00	5,970.28
018	9500	WESTERN PRINCIPAL'S FUND	6,671.82	135.56	2,682.93	.00	.00	9,354.75
018	9501	WESTERN ELEMENTARY BOOKFA	397.67	4,340.26	4,340.26	.00	.00	4,737.93
018	9901	JUNIOR HIGH TEACHER ADVIS	109.25	.00	.00	.00	.00	109.25
019	9001	ACADEMIC BOOSTERS GRANTS	3,239.83	.00	.00	.00	1,459.00	1,780.83
019	9121	CENTRAL ELEMENTARY PTO GR	26.01	15.52	3,063.79	.00	26.01	3,063.79
019	9122	EASTERN ELEMENTARY PTO GR	2,180.70	15.52	3,063.76	549.00	549.00	4,695.46
019	9123	WESTERN ELEMENTARY PTO GR	2,255.68	15.52	6,063.78	.00	4,000.00	4,319.46
019	9200	RICHLAND COUNTY FOUNDATIO	1,932.00	.00	71,760.27	.00	71,760.27	1,932.00
019	9202	RICHLAND COUNTY FOUNDATIO	.00	.00	584.05	.00	.00	584.05
019	9204	RICHLAND COUNTY FOUNDATIO	.00	.00	987.41	.00	.00	987.41
022	9601	OHSAA TOURNAMENT AGENCY F	145.52	3,846.00	3,846.00	1,326.68	1,472.20	2,519.32
024	0000	EMPLOYEE BENEFITS FUND FO	1,191,672.43	307,033.27	1,219,895.36	321,916.34	1,282,023.94	1,129,543.85
200	9101	HIGH SCHOOL ART CLUB	93.76	.00	.00	.00	.00	93.76
200	9102	HIGH SCHOOL DRAMA CLUB	13,609.92	.00	.00	4,000.00	4,500.00	9,109.92
200	9103	HIGH SCHOOL MATH CLUB	52.70	.00	.00	.00	.00	52.70
200	9104	HIGH SCHOOL LEADERSHIP CO	489.81	.00	.00	.00	.00	489.81
200	9105	HIGH SCHOOL FRENCH CLUB	122.07	.00	.00	.00	.00	122.07
200	9107	HIGH SCHOOL SPANISH CLUB	211.90	.00	.00	.00	.00	211.90
200	9108	HIGH SCHOOL LEO CLUB	1,847.90	1,318.73	1,318.73	151.40	151.40	3,015.23
200	9114	HIGH SCHOOL STUDENT COUNC	2,437.71	370.00	370.00	.00	.00	2,807.71
200	9115	HIGH SCHOOL KEY CLUB	1,176.88	240.00	240.00	.00	.00	1,416.88
200	9116	HIGH SCHOOL CHESS CLUB	.00	70.00	70.00	.00	.00	70.00
200	9119	HIGH SCHOOL YEARBOOK FUND	41,123.01	3,610.00	7,760.00	285.86	4,167.06	44,715.95
200	9120	HIGH SCHOOL JOURNALISM FU	1,089.44	.00	.00	.00	.00	1,089.44
200	9121	HIGH SCHOOL NATIONAL HONO	2,525.00	700.00	700.00	.00	91.23	3,133.77
200	9160	HIGH SCHOOL GERMAN CLUB	55.00	.00	.00	.00	.00	55.00
200	9204	JUNIOR HIGH STUDENT COUNC	786.34	.00	.00	.00	.00	786.34
200	9205	JUNIOR HIGH LIBRARY CLUB	77.65	.00	.00	.00	.00	77.65
200	9301	EASTERN ELEMENTARY STUDEN	82.66	.00	.00	.00	.00	82.66
200	9401	CENTRAL ELEMENTARY STUDEN	382.69	.00	.00	.00	.00	382.69
200	9611	HIGH SCHOOL INFORMED TEEN	470.63	.00	.00	.00	.00	470.63
200	9612	JUNIOR HIGH INFORMED TEEN	263.45	.00	.00	.00	.00	263.45
300	9115	JAZZ BAND	1,230.59	.00	.00	.00	.00	1,230.59

FINANCIAL SUMMARY REPORT
Processing Month: October 2014
LEXINGTON LOCAL SCHOOLS

Fnd	Sec	Description	Beginning Balance	MTD Revenues	FYTD Revenues	MTD Expenditures	FYTD Expenditures	Current Available Balance
300	9116	CHOIR	2,660.56	11,501.00	16,751.00	5,740.00	10,740.00	8,671.56
300	9206	JUNIOR HIGH PHYS ED DEPAR	769.79	239.00	724.00	350.18	401.16	1,092.63
300	9210	JR HIGH INSTRUMENTAL	41.03	.00	.00	.00	.00	41.03
300	9600	ATHLETIC FUND	1,768.45	16,530.00	122,154.21	28,275.40	98,294.06	25,628.60
300	9602	ORCHESTRA	63.22	.00	.00	.00	.00	63.22
300	9603	ELEMENTARY MUSIC	945.67	.00	.00	.00	.00	945.67
300	9605	BAND	232.95	.00	.00	.00	.00	232.95
451	9015	Network Connectivity FY 2	.00	4,500.00	4,500.00	.00	.00	4,500.00
499	9101	STATE GRANT 2001 READING	2,362.64	.00	.00	95.57	185.81	2,176.83
506	9014	RACE TO THE TOP GRANT FY1	2,868.24	.00	2,868.24	.00	.00	.00
506	9015	RACE TO THE TOP GRANT FY1	.00	6,735.44	20,084.48	9,121.17	23,580.65	3,496.17
516	9014	IDEA-B SPECIAL EDUCATION	72.07	.00	26,015.57	.00	26,087.64	.00
516	9015	IDEA-B SPECIAL EDUCATION	.00	66,577.26	84,996.23	30,467.18	66,644.76	18,351.47
572	9014	TITLE I FY14	47.06	.00	28,564.31	.00	28,611.37	.00
572	9015	TITLE I FY15	.00	54,390.05	77,055.28	22,726.41	47,361.47	29,693.81
587	9015	EARLY CHILDHOOD SPECIAL E	.00	632.17	632.17	30.00	30.00	602.17
590	9015	TITLE II-A IMPROVING TEAC	.00	8,889.22	13,437.55	5,389.22	10,778.44	2,659.11
Grand Total All Funds			5,875,569.62	2,344,626.41	11566,813.72	2,426,866.44	9105,099.13	8337,284.21
Total Invested Funds			.00					

SCHOOL DISTRICT: LEXINGTON LOCAL SCHOOLS

IRN # 049437

COUNTY: RICHLAND

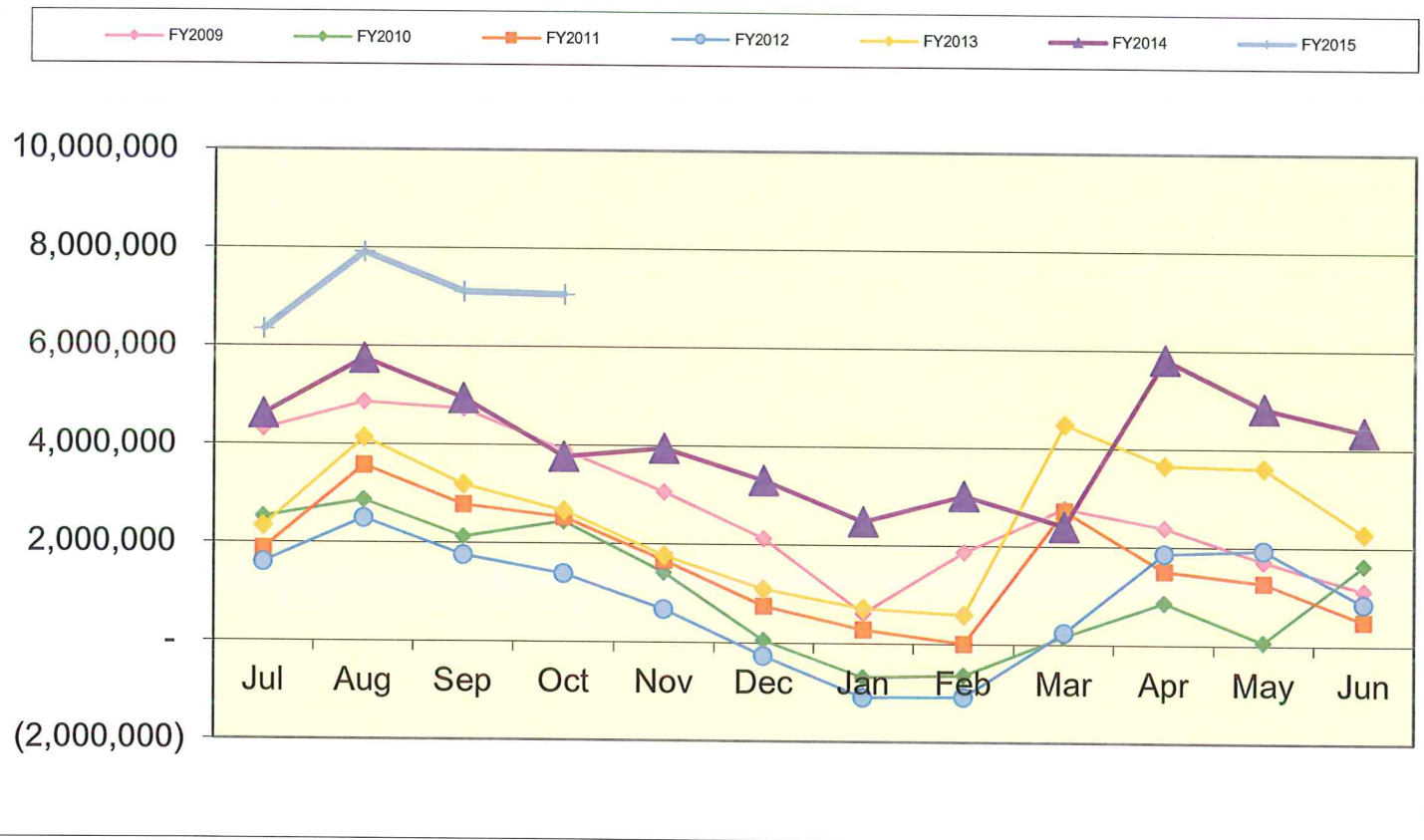
FISCAL YEAR: 2015 MONTH: 10

	MONTHLY ESTIMATE	MONTHLY ACTUAL	MONTHLY DIFFERENCE	FISCAL YTD ESTIMATE	FISCAL YTD ACTUAL	FISCAL YTD DIFFERENCE
REVENUES						
01.010 General Property (Real Estate)	0	1,874	1,874	5,000,000	4,713,486	286,514-
01.020 Tangible Personal Property Tax	0	0	0	160,000	194,706	34,706
01.030 Income Tax	0	0	0	0	0	0
01.035 Unrestricted Grants-in-Aid	800,000	804,137	4,137	3,080,000	3,294,488	214,488
01.040 Restricted Grants-in-Aid	400	6,477	6,077	1,600	25,908	24,308
01.045 Restricted Grants-in-Aid - SFSF	0	0	0	0	0	0
01.050 Property Tax Allocation	820,000	833,448	13,448	867,000	885,436	18,436
01.060 All Other Operating Revenue	15,000	16,895	1,895	128,000	136,116	8,116
01.070 Total Revenue	1,635,400	1,662,831	27,431	9,236,600	9,250,140	13,540
OTHER FINANCING SOURCES						
02.010 Proceeds from Sale of Notes	0	0	0	0	0	0
02.020 State Emergency Loans & Advancements (Approved)	0	0	0	0	0	0
02.040 Operating Transfers-In	0	0	0	0	0	0
02.050 Advances-In	0	0	0	12,500	12,500	0
02.060 All Other Financing Sources	7,500	38,700	31,200	62,500	77,802	15,302
02.070 Total Other Financing Sources	7,500	38,700	31,200	75,000	90,302	15,302
02.080 Total Revenues and Other Financing Sources	1,642,900	1,701,531	58,631	9,311,600	9,340,442	28,842
EXPENDITURES						
03.010 Personal Services	950,000	932,818	17,182-	3,650,000	3,571,333	78,667-
03.020 Employees' Retirement/Insurance Benefits	420,000	417,872	2,128-	1,710,000	1,743,325	33,325
03.030 Purchased Services	250,000	286,602	36,602	855,000	837,392	17,608-
03.040 Supplies and Materials	80,000	95,174	15,174	320,000	349,020	29,020
03.050 Capital Outlay	4,500	19,016	14,516	12,500	26,699	14,199
03.060 Intergovernmental	0	0	0	0	0	0
04.010 Debt Service: All Principal (Historical)	0	0	0	0	0	0
04.020 Debt Service: Principal - Notes	0	0	0	0	0	0
04.030 Debt Service: Principal - State Loans	0	0	0	0	0	0
04.040 Debt Service: Principal - State Advancements	0	0	0	0	0	0
04.050 Debt Service: Principal - HB 264 Loans	0	0	0	0	0	0
04.055 Debt Service: Principal - Other	0	0	0	0	0	0
04.060 Debt Service: Interest and Fiscal Charges	0	0	0	0	0	0
04.300 Other Objects	10,000	6,085	3,915-	122,500	110,423	12,077-
04.500 Total Expenditures	1,714,500	1,757,567	43,067	6,670,000	6,638,192	31,808-
OTHER FINANCING USES						
05.010 Operating Transfers - Out	0	0	0	0	0	0
05.020 Advances - Out	0	0	0	0	0	0
05.030 All Other Financing Uses	0	0	0	0	0	0
05.040 Total Other Financing Uses	0	0	0	0	0	0
05.050 Total Expenditure and Other Financing Uses	1,714,500	1,757,567	43,067	6,670,000	6,638,192	31,808-
06.010 Excess Rev & Oth Financing Sources over(under) Exp &	71,600-	56,036-	15,564	2,641,600	2,702,250	60,650
07.010 Beginning Cash Balance	7,069,323	7,114,409	45,086	4,356,123	4,356,123	0
07.020 Ending Cash Balance	6,997,723	7,058,373	60,650	6,997,723	7,058,373	60,650
08.010 Outstanding Encumbrances	1,500,000	1,598,929	98,929	1,500,000	1,598,929	98,929

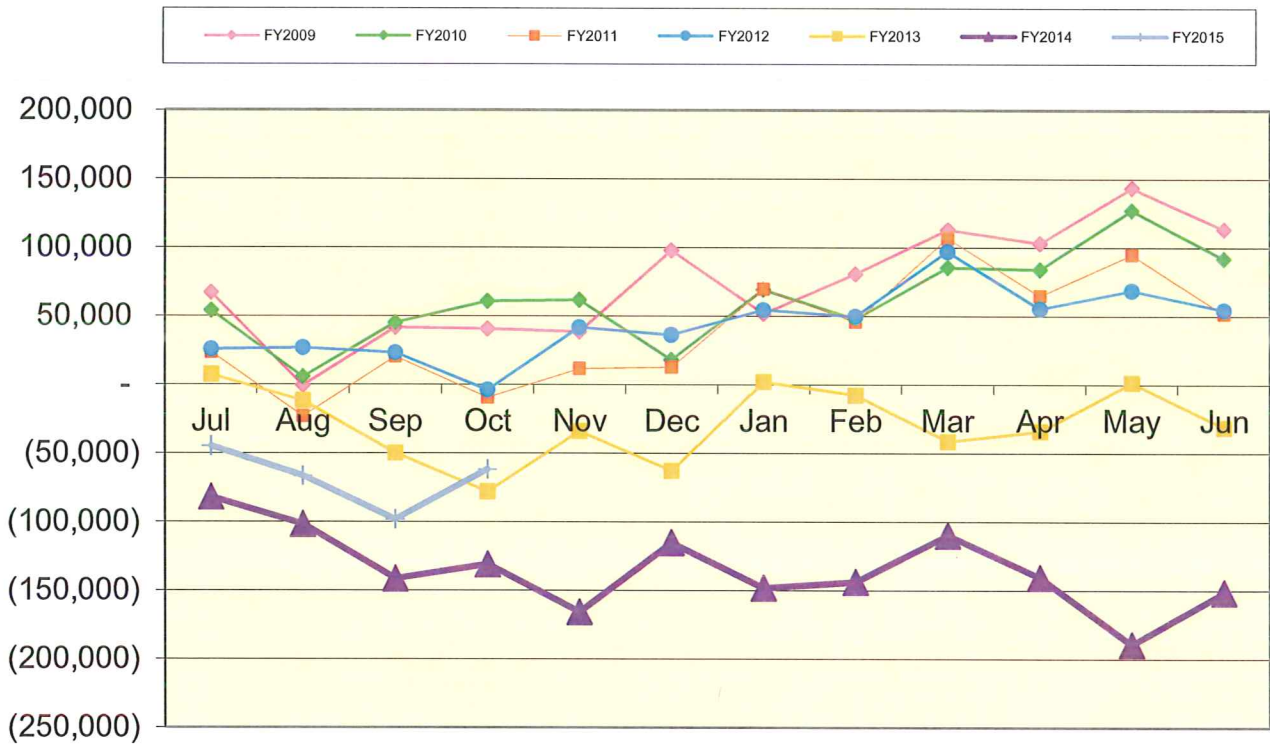
**LEXINGTON LOCAL SCHOOL DISTRICT
GENERAL FUND ONLY 2014-15
SUMMARY OF RECEIPTS AND EXPENDITURES - FIVE YEAR FORECAST FORMAT**

LINE 7.010	BEGINNING CASH BALANCE		\$ 4,356,123		
	10/31/2014	FISCAL YEAR TO DATE Estimate	FISCAL YEAR TO DATE Actual	VARIANCE Estimate vs. Actual	PERCENT of VARIANCE
REVENUES					
LINE 1.010	Real Estate Tax	\$ 5,000,000	\$ 4,713,486	(\$286,514)	-5.73%
LINE 1.020	Personal Property Tax	\$ 160,000	\$ 194,706	\$34,706	21.69%
LINE 1.030	Income Tax	\$ -	\$ -	\$0	
LINE 1.035	State Funding	\$ 3,080,000	\$ 3,294,488	\$214,488	6.96%
LINE 1.040	Career Tech Funding	\$ 1,600	\$ 25,908	\$24,308	1519.25%
LINE 1.050	Property Tax Allocation	\$ 867,000	\$ 885,436	\$18,436	2.13%
LINE 1.060	Other Operating Revenue	\$ 128,000	\$ 136,116	\$8,116	6.34%
LINE 1.070	TOTAL REVENUE	\$ 9,236,600	\$ 9,250,140	\$13,540	0.15%
			\$ -		
LINE 2.01	Proceeds from Notes	\$ -	\$ -	\$0	
LINE 2.04	Transfers In	\$ -	\$ -	\$0	
LINE 2.050	Advances In	\$ 12,500	\$ 12,500	\$0	0.00%
LINE 2.060	Other Financing Sources	\$ 62,500	\$ 77,802	\$15,302	24.48%
LINE 2.070	TOTAL OTHER SOURCES	\$ 75,000	\$ 90,302	\$15,302	20.40%
LINE 2.080	TOTAL REVENUES & Sources	\$ 9,311,600	\$ 9,340,442	\$28,842	0.31%
EXPENSES					
LINE 3.010	Salaries	\$ 3,650,000	\$ 3,571,333	\$78,667	2.16%
LINE 3.020	Retirement and Benefits	\$ 1,710,000	\$ 1,743,325	(\$33,325)	-1.95%
LINE 3.030	Purchased Services	\$ 855,000	\$ 837,392	\$17,608	2.06%
LINE 3.040	Supplies and Materials	\$ 320,000	\$ 349,020	(\$29,020)	-9.07%
LINE 3.050	Capital Outlay and Equipment	\$ 12,500	\$ 26,699	(\$14,199)	-113.59%
LINE 3.06	INTERGOVERNMENTAL	\$ -	\$ -	\$0	
LINE 4.020	DEBT SERVICE - Notes	\$ -	\$ -	\$0	
LINE 4.060	DEBT SERVICE - Interest charges	\$ -	\$ -	\$0	
LINE 4.300	Other Objects	\$ 122,500	\$ 110,423	\$12,077	9.86%
LINE 4.500	TOTAL EXPENDITURES	\$ 6,670,000	\$ 6,638,192	\$31,808	0.48%
			\$ -		
LINE 5.00	TRANSFERS OUT	\$ -	\$ -	\$0	
LINE 5.02	ADVANCES OUT	\$ -	\$ -	\$0	
LINE 5.03	ALL OTHER USES	\$ -	\$ -	\$0	
LINE 5.040	TOTAL OTHER USES	\$ -	\$ -	\$0	
LINE 5.050	TOTAL EXPENDITURES & USES	\$ 6,670,000	\$ 6,638,192	\$31,808	0.48%
		Estimate	Actual	Variance	
LINE 6.010	REVENUES OVER EXPENSES	\$ 2,641,600	\$ 2,702,250	\$60,650	
LINE 7.020	ENDING CASH BALANCE	\$ 6,997,723	\$ 7,058,373	\$60,650	
	Less Reserves	\$ (87,929)	\$ (87,929)	\$ -	
LINE 8.010	Less Outstanding Encumbrances	\$ (1,500,000)	\$ (1,697,626)	\$ (197,626)	13.18%
LINE 15.010	Unreserved Fund Balance	\$ 5,409,794	\$ 5,272,818	(\$136,976)	-2.53%
	Salaries/Benefits as % of Revenue	Estimate 58.0%	Actual 57.5%	Benchmark Yr. End 80.1% or below	
	True Days Cash - Calendar Days on which can operate	100	98	60 or above	

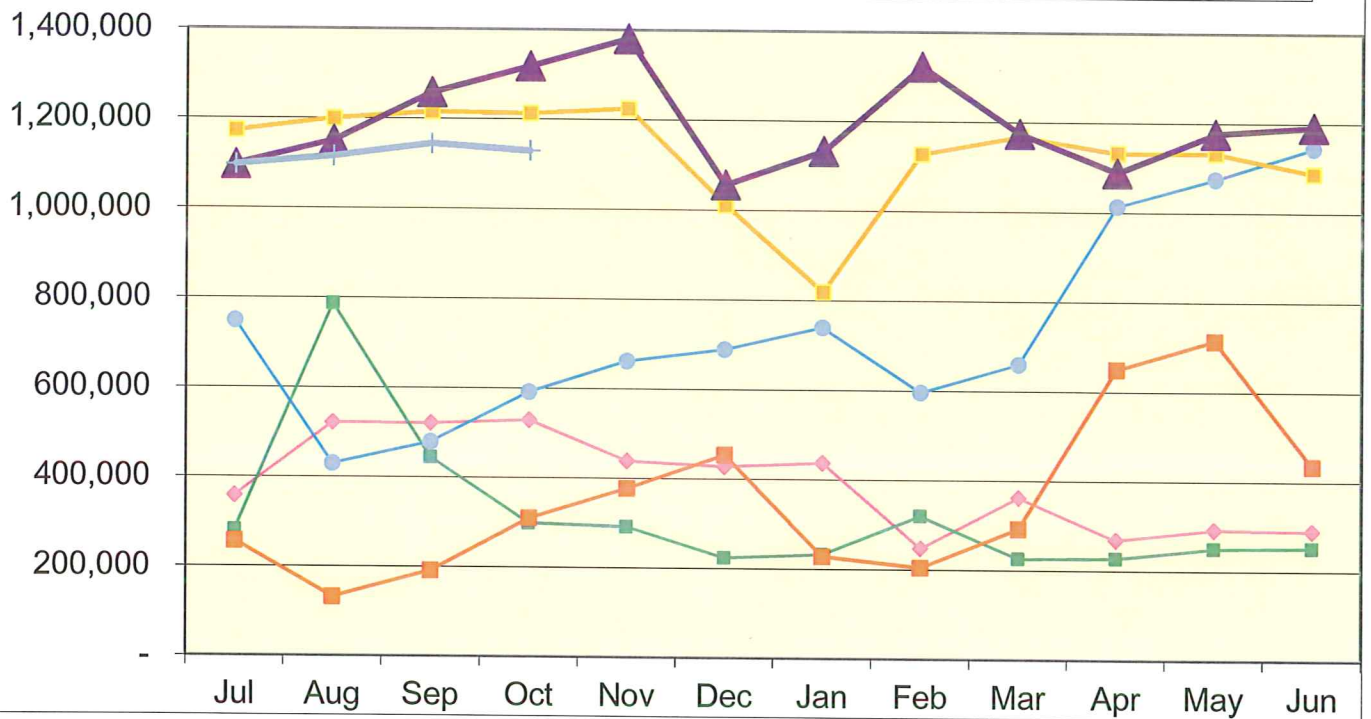
Lexington Local Schools General Fund Cash Balance



Lexington Local Schools Food Service Fund Cash Balance



Lexington Local Schools Employee Benefits Fund Cash Balance



Lexington Local Schools

Permanent Improvement Fund 10/31/2014

	Budgeted Amount	Actual Fiscal Year Expended	Current Encumbrances	Available Budget
Instruction and Administration				
Pre-school equipment - Western	\$ 5,763.91	\$ -	\$ -	\$5,763.91
Textbooks and instructional equipment	\$ 143,785.86	\$ 140,431.74	\$ 983.00	\$2,371.12
JH Art - Kiln	\$ 2,345.99	\$ 2,303.99	\$ 345.00	(\$303.00)
HS Art - District portion of LAB grant	\$ 459.00	\$ -	\$ -	\$459.00
HS Art - 3D Printer & Filaments	\$ 2,052.00	\$ -	\$ -	\$2,052.00
New copier - Curriculum Director	\$ -	\$ 2,088.05	\$ -	(\$2,088.05)
Laptop - Bus Garage	\$ -	\$ -	\$ 737.10	(\$737.10)
Laptop - Treasurer's Office	\$ -	\$ -	\$ 741.93	(\$741.93)
JH PE Equipment	\$ 400.00	\$ -	\$ -	\$400.00
JH/HS music instruments and equipment	\$ 10,315.70	\$ 9,476.00	\$ -	\$839.70
Maintenance				
Asphalt throughout District (Hammett)	\$ 133,364.00	\$ 133,364.00	\$ -	\$0.00
New mower	\$ 9,000.00	\$ 8,969.00	\$ -	\$31.00
Tractor Lease	\$ -	\$ 9,708.04	\$ 9,708.04	(\$19,416.08)
Roof Repairs (Central & HS)	\$ 50,000.00	\$ 49,037.46	\$ -	\$962.54
Transportation				
New bus	\$ 90,610.00	\$ 90,610.00	\$ -	\$0.00
Vehicles (Maint. Pickup, Dump Truck)	\$ 63,589.49	\$ -	\$ 53,024.10	\$10,565.39
Technology				
Computers, servers, tech equip., etc.	\$ 200,000.00	\$ 7,729.68	\$ 134,396.66	\$57,873.66
Food Service				
Food Service Van	\$ 36,410.51	\$ 36,410.11	\$ -	\$0.40
Food Service Equipment Maintenance/Repair	\$ -	\$ 15,586.86	\$ 5,378.85	(\$20,965.71)
Athletics and Student Activities				
JH ice machine (Athletics)	\$ 2,323.77	\$ 2,364.00	\$ -	(\$40.23)
Athletic equipment, etc.	\$ 16,676.00	\$ 15,726.00	\$ -	\$950.00
Athletic office furniture	\$ 561.71	\$ 561.71	\$ -	\$0.00
Guard Costumes - Football	\$ -	\$ 2,422.00	\$ -	(\$2,422.00)
3 Cellos (Kohr k39c)	\$ 2,925.00	\$ -	\$ 2,925.00	\$0.00
Flag Corps flags/rifles	\$ 1,795.00	\$ 1,795.00	\$ -	\$0.00
Fees				
Tax Collection Fees	\$ 12,000.00	\$ 5,117.50	\$ -	\$6,882.50
Totals				
	\$ 784,377.94	\$ 533,701.14	\$ 208,239.68	\$ 42,437.12
Total Budgeted Plus Return to Gen. Fund	\$ 784,377.94			
Actual Cash Balance 7/1/14	\$ 184,452.93			
Revenues FY15 - Taxes from levy	\$ 306,038.52			
Expenditures FY15	\$ (533,701.14)			
Current Cash Balance	(\$43,209.69)			
Current Encumbrances	\$ (208,239.68)			
Available Balance	(\$251,449.37)			
Estimated Remaining Revenues FY15 - Taxes from levy	\$ 293,961.48			
Estimated 6/30/15 Carryover	\$ 42,512.11			

Lexington Local Schools

Food Service Fund 2014-15 vs. 2013-2014

Beginning Balance 7/1/14 \$ 842

2014-2015 Through 10/31/14

Revenues	District-Wide	High School	Junior High	Eastern	Central	Western	Total
Student Type A, Ezpay, Misc	\$ -	\$ 42,586	\$ 17,185	\$ 18,067	\$ 12,973	\$ 9,625	\$ 100,436
Student Break, Milk & A La Carte	\$ -	\$ 22,958	\$ 6,951	\$ 2,363	\$ 1,855	\$ 1,455	\$ 35,582
Adult & Misc revenues	\$ 195	\$ 874	\$ 667	\$ 1,003	\$ 1,149	\$ 672	\$ 4,560
State Reimb	\$ -	\$ -	\$ -	\$ -	\$ -	\$ -	\$ -
Federal Reimb	\$ -	\$ 12,219	\$ 7,035	\$ 9,148	\$ 8,517	\$ 6,083	\$ 43,002
Total Revenues	\$ 195	\$ 78,637	\$ 31,838	\$ 30,581	\$ 24,494	\$ 17,835	\$ 183,580
Expenses							
Wages	\$ 14,641	\$ 38,795	\$ 19,023	\$ 15,564	\$ 7,003	\$ 12,916	\$ 107,942
Severance	\$ -	\$ -	\$ -	\$ -	\$ -	\$ -	\$ -
Retirement	\$ 3,975	\$ 15,437	\$ 6,426	\$ 6,323	\$ 4,713	\$ 4,343	\$ 41,217
Medical	\$ 7,064	\$ 14,898	\$ 6,213	\$ 8,513	\$ 4,257	\$ 2,128	\$ 43,073
Life, Dent, MC, WC	\$ 387	\$ 1,066	\$ 614	\$ 483	\$ 222	\$ 236	\$ 3,008
Purch Serv, Repairs, Phone, Postage	\$ 1,599	\$ 1,911	\$ 1,525	\$ 1,299	\$ 597	\$ 597	\$ 7,528
Supplies	\$ 387	\$ -	\$ -	\$ -	\$ -	\$ -	\$ 387
Food Costs	\$ -	\$ 19,591	\$ 7,034	\$ 13,087	\$ 1,808	\$ 1,547	\$ 43,067
Equipment	\$ -	\$ -	\$ -	\$ -	\$ -	\$ -	\$ -
Other Costs	\$ -	\$ -	\$ -	\$ -	\$ -	\$ -	\$ -
Total Expenses	\$ 28,053	\$ 91,698	\$ 40,835	\$ 45,269	\$ 18,600	\$ 21,767	\$ 246,222

Net Gain (Loss) \$ (27,858) \$ (13,061) \$ (8,997) \$ (14,688) \$ 5,894 \$ (3,932) \$ (62,642)

Ending Cash Balance 10/31/14 \$ (61,800)

Beginning Balance 7/1/13 \$ 959

2013-2014 Through 10/31/13

Revenues	District-Wide	High School	Junior High	Eastern	Central	Western	Total
Student Type A, Ezpay, Misc	\$ -	\$ 45,873	\$ 21,105	\$ 20,396	\$ 14,319	\$ 9,828	\$ 111,521
Student Break, Milk & A La Carte	\$ -	\$ 21,378	\$ 7,282	\$ 3,192	\$ 2,119	\$ 1,170	\$ 35,141
Adult & Misc revenues	\$ 5,653	\$ 1,056	\$ 686	\$ 1,289	\$ 1,326	\$ 538	\$ 10,548
State Reimb	\$ -	\$ -	\$ -	\$ -	\$ -	\$ -	\$ -
Federal Reimb	\$ -	\$ 10,142	\$ 6,901	\$ 9,790	\$ 7,655	\$ 4,813	\$ 39,301
Total Revenues	\$ 5,653	\$ 78,449	\$ 35,974	\$ 34,667	\$ 25,419	\$ 16,349	\$ 196,511
Expenses							
Wages	\$ 15,979	\$ 46,219	\$ 23,680	\$ 20,869	\$ 21,224	\$ 14,720	\$ 142,691
Severance	\$ -	\$ -	\$ -	\$ -	\$ -	\$ -	\$ -
Retirement	\$ 3,814	\$ 16,632	\$ 6,337	\$ 6,067	\$ 5,713	\$ 3,837	\$ 42,400
Medical	\$ 4,877	\$ 20,321	\$ 5,932	\$ 8,128	\$ 5,932	\$ 4,064	\$ 49,254
Life, Dent, MC, WC	\$ 405	\$ 1,231	\$ 673	\$ 557	\$ 655	\$ 325	\$ 3,846
Purch Serv, Repairs, Phone, Postage	\$ 2,509	\$ 2,154	\$ 1,834	\$ 1,351	\$ 610	\$ 884	\$ 9,342
Supplies	\$ 976	\$ -	\$ -	\$ -	\$ -	\$ -	\$ 976
Food Costs	\$ -	\$ 19,107	\$ 8,565	\$ 7,369	\$ 6,254	\$ 6,818	\$ 48,113
Equipment	\$ -	\$ -	\$ -	\$ -	\$ -	\$ -	\$ -
Other Costs	\$ -	\$ -	\$ -	\$ -	\$ -	\$ -	\$ -
Total Expenses	\$ 28,560	\$ 105,664	\$ 47,021	\$ 44,341	\$ 40,388	\$ 30,648	\$ 296,622

Net Gain (Loss) \$ (22,907) \$ (27,215) \$ (11,047) \$ (9,674) \$ (14,969) \$ (14,299) \$ (100,111)

Ending Cash Balance 10/31/13 \$ (99,152)

Check#	Check Date	Org Sta	Vendor Paid	Check Amount	Status Date
071514	10/03/2014	W/R	OHIO ART EDUCATION ASSOC.	1,500.00	10/10/2014
071515	10/03/2014	W/R	RED HAWK RUN GOLF COURSE	225.00	10/07/2014
071516	10/06/2014	B/R	BALLASH, CHRISTY	60.00	10/14/2014
071517	10/06/2014	B/B	BATES-SPELLMAN, SARA	50.00	
071518	10/06/2014	B/B	BICHSEL, MICHELLE	30.00	
071519	10/06/2014	B/B	BICHSEL, MICHELLE	30.00	
071520	10/06/2014	B/R	CRAIGHEAD, JENNIFER	40.00	10/10/2014
071521	10/06/2014	B/B	ELLIOTT, CRYSTAL	30.00	
071522	10/06/2014	B/R	ERNEST, RAYMOND	62.00	10/21/2014
071523	10/06/2014	B/R	HAUGHT, CHENITA	30.00	10/17/2014
071524	10/06/2014	B/R	KABBAZ, SHEILIA	65.00	10/15/2014
071525	10/06/2014	B/B	KEHRLE, BRENDA	30.00	
071526	10/06/2014	B/R	KENNEDY, PAULA	30.00	10/14/2014
071527	10/06/2014	B/R	MANUELLA, STEPHANIE	30.00	10/14/2014
071528	10/06/2014	B/R	MIDDLETON, MARY	30.00	10/14/2014
071529	10/06/2014	B/R	OKAB, JAWAD	66.00	10/22/2014
071530	10/06/2014	B/R	RAMIREZ, HANK	45.00	10/15/2014
071531	10/06/2014	B/R	SAND, JENNIFER	87.00	10/14/2014
071532	10/06/2014	B/R	UNDERWOOD, ERIN	30.00	10/14/2014
071533	10/06/2014	B/R	WOLF, KATHY	30.00	10/14/2014
071534	10/06/2014	B/R	YINGLING, CANDACE	30.00	10/15/2014
071535	10/06/2014	B/B	BROOK, HALLE	30.00	
071536	10/06/2014	B/R	SHERMAN, LYNN	52.00	10/09/2014
071537	10/06/2014	B/R	CONSTANCE, LYDIA	119.00	10/20/2014
071538	10/06/2014	B/R	CLELAND, AMY	19.50	10/14/2014
071539	10/06/2014	B/R	LAWHORN, JENNIFER	19.50	10/21/2014
071540	10/06/2014	B/R	HALE, SUSAN	19.50	10/15/2014
071541	10/06/2014	B/R	OLECKI, MICHELLE	19.50	10/31/2014
071542	10/06/2014	B/R	WALKER, LORI	19.50	10/15/2014
071543	10/06/2014	B/B	WEIRICK, LISA	19.50	
071544	10/06/2014	B/R	KIRKBRIDE, LISHA	19.50	10/10/2014
071545	10/06/2014	B/R	LEWIS, AMY	19.50	10/17/2014
071546	10/06/2014	B/R	GOTTSCHLING, JOANN	19.50	10/29/2014
071547	10/06/2014	B/B	JOHNSTON, SHERRI	19.50	
071548	10/06/2014	B/B	HENTHORN, KRISTEN	19.50	
071549	10/06/2014	B/R	PORTER, DANIELLE	19.50	10/10/2014
071550	10/06/2014	B/B	FANNIN, LORI	19.50	
071551	10/06/2014	B/B	LINDA SNYDER	19.50	
071552	10/06/2014	B/B	WESTALL, MATT	19.50	
071553	10/06/2014	B/R	LUDWIG, TABITHA	30.00	10/14/2014
071554	10/06/2014	B/B	PARKER, LISA	4.00	
071555	10/06/2014	W/R	ABER'S TRUCK CENTER	36,410.51	10/17/2014
071556	10/06/2014	W/R	ADVANCED TURF SOLUTIONS	3,703.89	10/14/2014
071557	10/06/2014	W/R	NICKLES BAKERY	704.25	10/14/2014
071558	10/06/2014	W/R	ALL OHIO COUNSELORS CONFERENCE	150.00	10/21/2014
071559	10/06/2014	W/R	AWARDSMITH	205.00	10/17/2014
071560	10/06/2014	W/R	BAKER VEHICLE SYSTEMS, INC.	1,209.25	10/15/2014
071561	10/06/2014	W/R	BLICK ART MATERIALS	8,488.40	10/14/2014
071562	10/06/2014	W/R	NEW HAVEN SUPPLY CO.	182.42	10/10/2014
071563	10/06/2014	W/R	CAROLINA BIOLOGICAL SUPPLY CO.	942.23	10/14/2014
071564	10/06/2014	W/R	CDW-G	113.94	10/14/2014
071565	10/06/2014	W/R	CYNMAR CORPORATION	150.54	10/14/2014

Check#	Check Date	Org Sta	Vendor Paid	Check Amount	Status Date
071566	10/06/2014	W/R	DAIRY ENTERPRISES INC.	1,736.87	10/10/2014
071567	10/06/2014	W/R	G & L SUPPLY CO.	2,178.26	10/10/2014
071568	10/06/2014	W/R	GORDON FOOD SERVICE	3,950.49	10/21/2014
071569	10/06/2014	W/R	HOME DEPOT	358.87	10/14/2014
071570	10/06/2014	W/R	WHITESEL, JASON	78.18	10/21/2014
071571	10/06/2014	W/R	LOWE'S HOME CENTER	1,011.20	10/14/2014
071572	10/06/2014	W/R	HAAS, MARSHA	380.00	10/23/2014
071573	10/06/2014	W/R	METRANOME MUSIC STORE	497.00	10/23/2014
071574	10/06/2014	W/R	MY BINDING.COM	238.75	10/15/2014
071575	10/06/2014	W/R	ACORN DISTRIBUTORS, INC.	261.75	10/14/2014
071576	10/06/2014	W/R	NEXGEN FITNESS AND	25.00	10/14/2014
071577	10/06/2014	W/W	HAYES, PATTY	400.00	
071578	10/06/2014	W/R	PROSPECT DESIGNS, INC.	1,152.00	10/17/2014
071579	10/06/2014	W/R	RETTIG MUSIC	1,535.00	10/21/2014
071580	10/06/2014	W/R	KNUCKLES, RYAN	73.17	10/14/2014
071581	10/06/2014	W/R	SAM'S CLUB	556.54	10/14/2014
071582	10/06/2014	W/R	SCHOOL SPECIALTY INC.	4,176.24	10/14/2014
071583	10/06/2014	W/R	SHERWIN-WILLIAMS	86.26	10/14/2014
071584	10/06/2014	W/R	STAGE ACCENTS	1,518.33	10/17/2014
071585	10/06/2014	W/R	STANDARD PLUMBING & HEATING CO	14,360.00	10/10/2014
071586	10/06/2014	W/R	STAPLES ADVANTAGE	219.89	10/14/2014
071587	10/06/2014	W/R	VILLAGE OF LEXINGTON	5,055.14	10/14/2014
071588	10/06/2014	W/R	WORNER ROOFING COMPANY	19,255.00	10/09/2014
071589	10/08/2014	W/R	24HourWristbands.Com	186.40	10/20/2014
071590	10/08/2014	W/R	OHIO STATE GOLF CLUB	100.00	10/14/2014
071591	10/08/2014	W/R	STATE TEACHERS RETIREMENT	4,771.29	10/14/2014
071592	10/09/2014	W/R	ALVAH M. SQUIBB CO., INC.	117.95	10/17/2014
071593	10/09/2014	W/R	AMERICAN TIME & SIGNAL	424.28	10/15/2014
071594	10/09/2014	W/R	LITTLE, ANDY J	375.00	10/17/2014
071595	10/09/2014	W/R	AVERY ENTERPRISES	169.00	10/20/2014
071596	10/09/2014	W/R	PAULEY, BRETT	250.00	10/15/2014
071597	10/09/2014	W/R	CDI COMPUTERS DEALERS INC.	2,286.00	10/20/2014
071598	10/09/2014	W/W	BENNETT, CHRISTINA	972.00	
071599	10/09/2014	W/R	COUNTY TREASURERS' EDUCATIONAL	100.00	10/20/2014
071600	10/09/2014	W/R	ROBERTS, DAVID B (ESL)	1,005.00	10/16/2014
071601	10/09/2014	W/R	MARIKIS, DENNIS	4,000.00	10/21/2014
071602	10/09/2014	W/R	DYSLEXIA INSTITUTES OF AMERICA	800.00	10/17/2014
071603	10/09/2014	W/R	ESC OF CENTRAL OHIO	975.00	10/20/2014
071604	10/09/2014	W/R	FLAGHOUSE	58.32	10/15/2014
071605	10/09/2014	W/R	GERMAN'S BUS SALES & SERVICE	75.50	10/23/2014
071606	10/09/2014	W/R	GRAINGER	799.89	10/14/2014
071607	10/09/2014	W/R	BRIGHT, JESSICA	26.00	10/14/2014
071608	10/09/2014	W/R	VANHOUTEN, JON	250.00	10/15/2014
071609	10/09/2014	W/R	DETLEF, JULIE	380.00	10/20/2014
071610	10/09/2014	W/R	KAHL'S TELECOMMUNICATIONS	59.00	10/14/2014
071611	10/09/2014	W/R	LAKWOOD RACQUET CLUB	500.00	10/14/2014
071612	10/09/2014	W/R	JAENKE, MARSHA	230.00	10/16/2014
071613	10/09/2014	W/R	MCGRAW-HILL EDUCATION GROUP	2,549.25	10/17/2014
071614	10/09/2014	W/R	KATHREIN, MICHAEL	46.80	10/15/2014
071615	10/09/2014	W/R	RASTETTER, MICHELLE	29.90	10/21/2014
071616	10/09/2014	W/R	MID-OHIO ED. SERVICE CENTER	687.50	10/14/2014
071617	10/09/2014	W/R	MyPro Apparel, LLC	300.00	10/17/2014

Check#	Check Date	Org Sta	Vendor Paid	Check Amount	Status Date
071618	10/09/2014	W/R	ACORN DISTRIBUTORS, INC.	1,865.41	10/20/2014
071619	10/09/2014	W/R	NCOCC	14,804.13	10/16/2014
071620	10/09/2014	W/R	OCLRE	577.00	10/20/2014
071621	10/09/2014	W/R	POST MASTER	196.00	10/14/2014
071622	10/09/2014	W/R	PREMIER AGENDAS, INC.	1,495.50	10/27/2014
071623	10/09/2014	W/R	BIGLEY, REBECCA	469.36	10/21/2014
071624	10/09/2014	W/R	RICHLAND CO. JUVENILE COURT	167.28	10/17/2014
071625	10/09/2014	W/R	SCHOOL SPECIALTY INC.	151.91	10/14/2014
071626	10/09/2014	W/R	SCIENTIFICS DIRECT	102.50	10/17/2014
071627	10/09/2014	W/R	THERESA-ANN'S BRIDAL & FINE	40.00	10/14/2014
071628	10/09/2014	W/R	BACQUET, TIM	330.00	10/15/2014
071629	10/09/2014	W/W	VOLZ, TRICIA L.	87.00	
071630	10/09/2014	W/R	WEAVER, TROY J	250.00	10/16/2014
071631	10/09/2014	W/R	UCS-SPIRIT	2,206.00	10/15/2014
071632	10/10/2014	W/R	LEXINGTON ATHLETIC ACCOUNT	5,235.00	10/10/2014
071633	10/13/2014	W/R	CARDINAL BUS SALES & SERVICE	90,610.00	10/15/2014
071634	10/13/2014	W/R	BARNES & NOBLE	33.36	10/21/2014
071635	10/13/2014	W/R	CARDINAL BUS SALES & SERVICE	130.92	10/17/2014
071636	10/13/2014	W/R	CLEARWATER SYSTEMS	381.75	10/16/2014
071637	10/13/2014	W/R	COLE DISTRIBUTING	23,224.88	10/15/2014
071638	10/13/2014	W/R	RODGERS, DAVID	93.00	10/17/2014
071639	10/13/2014	W/R	ENERGY USA - TPC	7,193.63	10/17/2014
071640	10/13/2014	W/W	FACKLER KUBOTA TRACTOR	1,539.04	
071641	10/13/2014	W/R	GEYER'S MARKET'S, INC.	224.89	10/16/2014
071642	10/13/2014	W/R	JUST ASK MARKETING	8,940.00	10/17/2014
071643	10/13/2014	W/R	LOW TEMP REFRIGERATION INC.	159.00	10/17/2014
071644	10/13/2014	W/R	MANSFIELD AUTO PARTS	2,136.55	10/17/2014
071645	10/13/2014	W/W	SIMONS, MARK	90.00	
071646	10/13/2014	W/V	MARYELLEN O'SHAUGHNESSY	34.80	10/21/2014
071647	10/13/2014	W/R	MID-OHIO ED. SERVICE CENTER	135.00	10/16/2014
071648	10/13/2014	W/R	MID-OHIO GRAPHICS	759.00	10/16/2014
071649	10/13/2014	W/R	MINUTEMAN PRESS	321.98	10/17/2014
071650	10/13/2014	W/R	NEWS JOURNAL	51.50	10/20/2014
071651	10/13/2014	W/R	NASP, INC	290.00	10/23/2014
071652	10/13/2014	W/R	ACORN DISTRIBUTORS, INC.	966.92	10/21/2014
071653	10/13/2014	W/R	O.E. MEYER COMPANY	155.83	10/20/2014
071654	10/13/2014	W/R	PPG PITTSBURG PAINTS	816.62	10/20/2014
071655	10/13/2014	W/R	RENWICK, WELSH & BURTON	1,512.50	10/21/2014
071656	10/13/2014	W/R	SCHOOL SPECIALTY INC.	87.96	10/17/2014
071657	10/13/2014	W/R	SENSMEIER OIL COMPANY	2,315.95	10/16/2014
071658	10/13/2014	W/R	STANTON SHEET MUSIC	374.97	10/17/2014
071659	10/13/2014	W/R	SunGraphics, Inc.	1,452.71	10/17/2014
071660	10/13/2014	W/R	SYSCO CLEVELAND, INC.	2,941.54	10/16/2014
071661	10/13/2014	W/R	TOM MILLER GRAPHIC DESIGN	500.00	10/17/2014
071662	10/13/2014	W/R	TRANSPORTATION ACCESSORIES CO.	11.00	10/17/2014
071663	10/13/2014	W/R	OHIO BUREAU OF CRIMINAL IDENT.	346.00	10/21/2014
071664	10/13/2014	W/R	TRUCK SALES & SERVICE, INC.	3,347.19	10/17/2014
071665	10/15/2014	W/R	STOYKO, DAVID	35.00	10/17/2014
071666	10/15/2014	W/R	LINSCOTT, HOWARD R	40.00	10/21/2014
071667	10/15/2014	W/R	SATERFIELD, BRIAN	55.00	10/17/2014
071668	10/15/2014	W/W	WYANT, JANELLE	55.00	
071669	10/16/2014	W/R	ALBERT GUARNIERI & CO., INC.	593.88	10/20/2014

Check#	Check Date	Org Sta	Vendor Paid	Check Amount	Status Date
071670	10/16/2014	W/R	JAVUREK, AUSTIN	174.59	10/24/2014
071671	10/16/2014	W/R	AZO TECHNOLOGIES, INC	1,249.00	10/23/2014
071672	10/16/2014	W/R	BAKER VEHICLE SYSTEMS, INC.	2,009.93	10/21/2014
071673	10/16/2014	W/R	BEHAVIOR CONSULTING SERVICES	2,440.25	10/23/2014
071674	10/16/2014	W/R	WEAVER, BOBBI	78.07	10/23/2014
071675	10/16/2014	W/R	CDW-G	4,899.56	10/22/2014
071676	10/16/2014	W/R	COLLINS, DEBORAH	95.57	10/24/2014
071677	10/16/2014	W/W	ROGERS, BURTON	55.00	
071678	10/16/2014	W/R	EVAN-MOOR EDUCATIONAL PUBLISH.	166.03	10/23/2014
071679	10/16/2014	W/R	G & L SUPPLY CO.	319.44	10/21/2014
071680	10/16/2014	W/R	GRAINGER	1,872.68	10/21/2014
071681	10/16/2014	W/R	HARBOR FREIGHT TOOLS	112.83	10/22/2014
071682	10/16/2014	W/R	RIVERSIDE PUBLISHING	2,027.64	10/20/2014
071683	10/16/2014	W/R	WHITESEL, JASON	53.65	10/21/2014
071684	10/16/2014	W/R	PATNODE, KARLEY	315.00	10/22/2014
071685	10/16/2014	W/R	KELL ACE HARDWARE	55.34	10/21/2014
071686	10/16/2014	W/W	TAYLOR, KEVIN	299.00	
071687	10/16/2014	W/R	KLINE PEST CONTROL	78.00	10/21/2014
071688	10/16/2014	W/R	LAKESHORE LEARNING MATERIALS	145.30	10/21/2014
071689	10/16/2014	W/R	MED-EL CORPORATION	525.00	10/27/2014
071690	10/16/2014	W/R	MILLIRON WASTE MGT.	1,479.64	10/21/2014
071691	10/16/2014	W/R	STAPLES, MITCHELL L	255.00	10/23/2014
071692	10/16/2014	W/R	MyPro Apparel, LLC	1,534.00	10/20/2014
071693	10/16/2014	W/R	ROHR, PAIGE	130.00	10/24/2014
071694	10/16/2014	W/R	QUENCH	38.00	10/21/2014
071695	10/16/2014	W/R	RC THERAPY SERVICES, INC.	8,509.00	10/29/2014
071696	10/16/2014	W/R	RICHLAND NEWHOPE CENTER	1,069.50	10/22/2014
071697	10/16/2014	W/R	ZAHN, RYAN	120.00	10/22/2014
071698	10/16/2014	W/R	SLAYBAUGH, SARAH	535.00	10/21/2014
071699	10/16/2014	W/R	SCHOLASTIC INC	58.10	10/22/2014
071700	10/16/2014	W/R	SCHOOL SPECIALTY INC.	1,232.10	10/21/2014
071701	10/16/2014	W/R	SMETZ'S TIRE SERVICE CENTER	728.08	10/21/2014
071702	10/16/2014	W/R	TIERNEY BROTHERS INC	1,179.00	10/22/2014
071703	10/16/2014	W/R	VOCABULARY SPELLINGCITY.COM	49.99	10/24/2014
071704	10/16/2014	W/R	WIESER EDUCATIONAL	335.43	10/22/2014
071705	10/16/2014	W/R	WORNER ROOFING COMPANY	438.00	10/20/2014
071706	10/16/2014	W/R	KOEPKE, DAVID	66.00	10/20/2014
071707	10/16/2014	W/R	HILL, MIKE	65.00	10/17/2014
071708	10/17/2014	W/W	SHAFFER, CHRISTIE	30.00	
071709	10/17/2014	W/R	STOYKO, DAVID	35.00	10/21/2014
071710	10/17/2014	W/R	LINSCOTT, HOWARD R	40.00	10/20/2014
071711	10/17/2014	W/R	ROESCH, MARY KAY	55.00	10/21/2014
071712	10/17/2014	W/W	PARKER, LISA	30.00	
071713	10/17/2014	W/R	PITTS, RUSSEL	55.00	10/20/2014
071714	10/20/2014	W/R	CDW-G	1,485.76	10/27/2014
071715	10/20/2014	W/R	COLES ENERGY, INC.	3,255.97	10/27/2014
071716	10/20/2014	W/R	Constellation NewEnergy	24,215.56	10/27/2014
071717	10/20/2014	W/R	CULLIGAN QUALITY WATER	37.00	10/27/2014
071718	10/20/2014	W/R	CURRICULUM ASSOCIATES, INC.	2,688.00	10/28/2014
071719	10/20/2014	W/R	DAIRY ENTERPRISES INC.	1,433.46	10/24/2014
071720	10/20/2014	W/R	FREY SCIENTIFIC	71.50	10/27/2014
071721	10/20/2014	W/R	GILBARCO INC.	30.00	10/27/2014

Check#	Check Date	Org Sta	Vendor Paid	Check Amount	Status Date
071722	10/20/2014	W/R	GRAINGER	143.64	10/27/2014
071723	10/20/2014	W/W	HEALTHCARE BILLING SERVICES	144.26	
071724	10/20/2014	W/W	HEINEMANN	3,582.00	
071725	10/20/2014	W/R	LESCH BATTERY & POWER	101.20	10/24/2014
071726	10/20/2014	W/R	LIMBACH COMPANY LLC	225.00	10/27/2014
071727	10/20/2014	W/W	MEDINA COUNTY SCHOOLS' ESC	305.00	
071728	10/20/2014	W/R	METRONOME MUSIC STORE	178.00	10/30/2014
071729	10/20/2014	W/R	MID-OHIO GRAPHICS	218.00	10/28/2014
071730	10/20/2014	W/R	RENHILL GROUP, INC.	1,406.05	10/27/2014
071731	10/20/2014	W/R	KNUCKLES, RYAN	78.23	10/29/2014
071732	10/20/2014	W/R	SCANTRON CORPORATION	251.50	10/28/2014
071733	10/20/2014	W/R	SCHMIDT SECURITY	259.00	10/23/2014
071734	10/20/2014	W/R	SCHOOL EMPLOYEES RETIREMENT	4,882.42	10/28/2014
071735	10/20/2014	W/R	SCHOOL SPECIALTY INC.	571.45	10/27/2014
071736	10/20/2014	W/R	SHIZZLE DIZZLE MAGIC LLC	549.00	10/27/2014
071737	10/20/2014	W/R	SIEMENS INDUSTRY, INC.	6,616.00	10/27/2014
071738	10/20/2014	W/R	SPORT-N-SHOES	2,442.00	10/24/2014
071739	10/20/2014	W/R	STAGE ACCENTS	149.00	10/28/2014
071740	10/20/2014	W/R	STATE TEACHERS RETIREMENT	4,540.07	10/27/2014
071741	10/20/2014	W/R	SUNBELT RENTALS	1,064.70	10/27/2014
071742	10/20/2014	W/R	VASU COMMUNICATIONS, INC.	189.00	10/27/2014
071743	10/21/2014	B/R	MADISON LOCAL SCHOOLS	170.00	10/28/2014
071744	10/21/2014	B/R	BOGGS, ELLEN	87.50	10/27/2014
071745	10/23/2014	W/W	ALL OHIO COUNSELORS CONFERENCE	150.00	
071746	10/23/2014	W/W	BEHAVIOR CONSULTING SERVICES	976.10	
071747	10/23/2014	W/R	BOB ROGERS TRAVEL	9,000.00	10/29/2014
071748	10/23/2014	W/R	BRAIN POP	1,680.35	10/28/2014
071749	10/23/2014	W/W	MORTON, BUCK	170.00	
071750	10/23/2014	W/R	CBIZ BENEFITS & INSURANCE	2,750.00	10/27/2014
071751	10/23/2014	W/R	CenturyLink	1,425.47	10/31/2014
071752	10/23/2014	W/W	CREATIVE COSTUMING &	2,422.00	
071753	10/23/2014	W/R	GIONINO'S PIZZERIA	113.00	10/27/2014
071754	10/23/2014	W/R	HARCOURT OUTLINE, INC.	437.50	10/28/2014
071755	10/23/2014	W/R	TAYLOR, KEVIN	75.00	10/27/2014
071756	10/23/2014	W/R	METROPOLITAN EDUCATIONAL	1,061.97	10/28/2014
071757	10/23/2014	W/R	ACORN DISTRIBUTORS, INC.	444.27	10/30/2014
071758	10/23/2014	W/R	OHIO SCHOOL BD. ASSOC.	150.00	10/29/2014
071759	10/23/2014	W/W	OSMA	75.00	
071760	10/23/2014	W/R	PIONEER CAREER & TECHNOLOGY	45.00	10/29/2014
071761	10/23/2014	W/W	POST MASTER	49.00	
071762	10/23/2014	W/R	PSAT/NMSQT	868.00	10/27/2014
071763	10/23/2014	W/R	QUENCH	396.00	10/28/2014
071764	10/23/2014	W/W	QUILL AND SCROLL SOCIETY	65.00	
071765	10/23/2014	W/R	KNUCKLES, RYAN	53.98	10/29/2014
071766	10/23/2014	W/R	DeLUCA, SANDRA	30.00	10/31/2014
071767	10/23/2014	W/R	SCHOOL SPECIALTY INC.	69.34	10/27/2014
071768	10/23/2014	W/R	SHERWIN-WILLIAMS	83.45	10/29/2014
071769	10/23/2014	W/R	US BANK	19,111.71	10/30/2014
071770	10/24/2014	B/R	SCHAAF, ALEC	75.00	10/27/2014
071771	10/24/2014	B/B	RONDY, SONDY	30.00	
071772	10/24/2014	B/B	BICHSEL, MICHELLE	30.00	
071773	10/24/2014	B/B	WALKER, LETTY	34.00	

Check#	Check Date	Org Sta	Vendor Paid	Check Amount	Status Date
071774	10/24/2014	B/B	LEWIS, AMY	14.00	
071775	10/24/2014	B/B	MORGAN, ELIZABETH	14.00	
071776	10/27/2014	W/W	NICKLES BAKERY	457.08	
071777	10/27/2014	W/W	AMERICAN ELECTRIC POWER	23,369.60	
071778	10/27/2014	W/W	AWARDSMITH	472.75	
071779	10/27/2014	W/W	BAKER VEHICLE SYSTEMS, INC.	1,878.44	
071780	10/27/2014	W/W	BSN SPORTS	17.00	
071781	10/27/2014	W/W	CDW-G	773.99	
071782	10/27/2014	W/R	DAIRY ENTERPRISES INC.	1,837.76	10/31/2014
071783	10/27/2014	W/W	FOLLETT SCHOOL SOLUTIONS, INC	678.00	
071784	10/27/2014	W/W	FURBAY/MANSFIELD ELECTRIC	115.90	
071785	10/27/2014	W/R	GERBER DRY CLEANERS	740.00	10/31/2014
071786	10/27/2014	W/W	GRAINGER	478.46	
071787	10/27/2014	W/W	HEINEMANN	478.00	
071788	10/27/2014	W/W	HURSH DRUG, INC.	12.01	
071789	10/27/2014	W/R	WATKINS, JOHN	25.17	10/31/2014
071790	10/27/2014	W/W	PATNODE, KARLEY	235.00	
071791	10/27/2014	W/W	WEIDIG, KATHY	209.84	
071792	10/27/2014	W/W	JAENKE, MARSHA	170.00	
071793	10/27/2014	W/W	MVD SPORTS	708.90	
071794	10/27/2014	W/W	OHIO HEALTH CONSORTIUM, INC.	345.00	
071795	10/27/2014	W/W	ROHR, PAIGE	280.00	
071796	10/27/2014	W/R	PEPPLE & WAGGONER, LTD.	8,420.50	10/31/2014
071797	10/27/2014	W/W	THEM, PETER	123.20	
071798	10/27/2014	W/R	PIONEER CTC	238.00	10/31/2014
071799	10/27/2014	W/W	POWER OF THE PEN	400.00	
071800	10/27/2014	W/W	QUALITY SAW & TOOL	119.00	
071801	10/27/2014	W/W	REALLY GOOD STUFF	152.65	
071802	10/27/2014	W/R	REINDL SPRING SERVICE	236.25	10/31/2014
071803	10/27/2014	W/W	RENHILL GROUP, INC.	1,561.60	
071804	10/27/2014	W/W	SAM'S CLUB	599.96	
071805	10/27/2014	W/R	SLAYBAUGH, SARAH	410.00	10/31/2014
071806	10/27/2014	W/W	SCHOOL SPECIALTY INC.	653.73	
071807	10/27/2014	W/W	SMETZ'S TIRE SERVICE CENTER	3,663.20	
071808	10/27/2014	W/R	SPORT-N-SHOES	300.00	10/31/2014
071809	10/27/2014	W/W	STAPLES ADVANTAGE	653.78	
071810	10/27/2014	W/W	STAPLES	170.94	
071811	10/27/2014	W/W	SUMMIT PROFESSIONAL EDUCATION	2,086.00	
071812	10/27/2014	W/W	VORE, TERESA	225.73	
071813	10/27/2014	W/W	WILLIAMS, TERESA	222.98	
071814	10/27/2014	W/W	THERAPY SHOPPE	92.81	
071815	10/27/2014	W/W	UNITY SCHOOL BUS PARTS	275.79	
071816	10/27/2014	W/W	VERIZON WIRELESS	809.04	
071817	10/27/2014	W/W	WAL-MART DISCOUNT CITIES	709.20	
071818	10/27/2014	W/W	WOLFF BROS. SUPPLY, INC.	163.74	
071819	10/28/2014	W/R	DAIRY ENTERPRISES INC.	619.26	10/31/2014
071820	10/28/2014	W/W	GORDON FOOD SERVICE	11,875.99	
071821	10/28/2014	W/W	GORDON FOOD SERVICE	15,586.46	
071822	10/28/2014	W/W	BAXTER, RUTH	100.00	
071823	10/28/2014	W/W	ALSAYKHAN, SUMAYYAH	100.00	
071824	10/29/2014	W/W	CDW-G	11,997.94	
071825	10/29/2014	W/W	COMFORT IN	657.84	

Date: 11/04/2014

C H E C K R E G I S T E R
Processing Month: October 2014
LEXINGTON LOCAL SCHOOLS

Page: 7
(CHKREG)

Check#	Check Date	Org Sta	Vendor Paid	Check Amount	Status Date
071826	10/29/2014	W/W	iPARADIGMS,LLC	2,400.00	
071827	10/29/2014	W/W	OMEA	250.00	
071828	10/31/2014	W/W	SINGLETON, ANGELO	161.32	
071829	10/31/2014	W/W	KLEMAN, MARK	156.74	
071830	10/31/2014	W/W	LEE, MICHAEL	229.62	
071831	10/31/2014	W/W	HILL, MIKE	35.00	
071832	10/31/2014	W/W	LEXINGTON ATHLETIC ACCOUNT	2,995.00	
690590	10/03/2014	C/R	LEXINGTON SCHOOLS - PAYROLL	516,354.78	10/31/2014
690594	10/09/2014	M/M	LEXINGTON SCHOOLS - PAYROLL	7,007.55	
690595	10/20/2014	C/R	LEXINGTON SCHOOLS - PAYROLL	472,468.46	10/31/2014
690596	10/20/2014	M/M	LEXINGTON SCHOOLS - PAYROLL	6,382.34	
690597	10/21/2014	M/M	ANTHEM BENEFIT SERVICES	264,515.07	
690598	10/23/2014	M/M	MEMO-MID OHIO ESC	3,488.25	
690599	10/27/2014	M/M	RICHLAND COUNTY AUDITOR	286.90	
690600	10/29/2014	M/M	MEMO-S.E.R.S.	41,032.00	
690601	10/29/2014	M/M	MEMO-S.T.R.S.	109,876.00	
690602	10/29/2014	M/M	UNITED STATES TREASURY	43,974.00	
690604	10/31/2014	M/V	MEMO-OHIO DEPARTMENT	4,719.60	10/31/2014
690605	10/31/2014	M/M	MEMO-OHIO DEPARTMENT	4,719.60	
Total Checks Issued				\$ 2,032,749.26	

TRANS NO	ITEM NO	TRANS DATE	STS	DESCRIPTION OR SOURCE	TI	FUND	RCPT	SPCC	SUBJ	OPU	TRANS AMOUNT
066279	0001	10/22/2014	A	Prop Tax Adv - Richland Genera	03	001	1111	0000	000000	000	1,072.06
066279	0002	10/22/2014	A	Prop Tax Adv Richland Emerg	03	001	1111	0000	000000	000	802.30
RCPT CODE SUB-TOTAL:											1,874.36
066153	0001	10/01/2014	A	Oct PreSchool Tuition-Whitaker	03	001	1211	0000	000000	500	100.00
066153	0002	10/01/2014	A	Oct PreSchool Tuition - Gledhi	03	001	1211	0000	000000	500	100.00
066166	0001	10/06/2014	A	Preschool Tuition - Sanchez-Va	03	001	1211	0000	000000	500	100.00
066171	0001	10/06/2014	A	Oct Tuition- Siegenthaler/Iten	03	001	1211	0000	000000	000	1,183.60
066172	0001	10/06/2014	A	Oct Tuition- Haring,Miller,Buc	03	001	1211	0000	000000	000	1,775.40
066194	0001	10/09/2014	A	Pre-School tuition - Rondy	03	001	1211	0000	000000	500	200.00
066218	0001	10/14/2014	A	PreSchool Tuition - Burkhardt	03	001	1211	0000	000000	500	200.00
066218	0002	10/14/2014	A	PreSchool Tuition - Waters	03	001	1211	0000	000000	500	100.00
066222	0001	10/14/2014	A	Oct Tuition - Taylor	03	001	1211	0000	000000	000	1,183.60
066229	0001	10/15/2014	A	PreSchool Tuition - Reindl	03	001	1211	0000	000000	500	100.00
066247	0001	10/20/2014	A	PreSchool Tuition - Rodriguez	03	001	1211	0000	000000	500	100.00
066257	0001	10/21/2014	A	Sept Tuition - Pellard	03	001	1211	0000	000000	000	295.90
066276	0001	10/22/2014	A	Pollard Oct Tuition	03	001	1211	0000	000000	000	295.90
066327	0001	10/31/2014	A	Perry Setp & partial Oct Tuiti	03	001	1211	0000	000000	000	1,084.00
RCPT CODE SUB-TOTAL:											6,818.40
066204	0021	10/10/2014	A	SF-14H Spec . Ed Tuition	03	001	1223	0000	000000	000	0.00
066300	0020	10/24/2014	A	SF-14H Spec . Ed Tuition	03	001	1223	0000	000000	000	0.00
RCPT CODE SUB-TOTAL:											0.00
066204	0013	10/10/2014	A	Open Enrollment Revenue	03	001	1227	0000	000000	000	77.68
066300	0013	10/24/2014	A	Open Enrollment Revenue	03	001	1227	0000	000000	000	77.68
RCPT CODE SUB-TOTAL:											155.36
066340	0001	10/31/2014	A	Richland Bank Aug Interest	03	001	1410	0000	000000	000	819.22
RCPT CODE SUB-TOTAL:											819.22
066109	0001	10/06/2014	B	FEES REFUND	03	001	1740	0000	000000	100	60.00-
066110	0001	10/06/2014	B	FEES REFUND	03	001	1740	0000	000000	100	50.00-
066111	0001	10/06/2014	B	FEES REFUND-ALLISON	03	001	1740	0000	000000	300	30.00-
066112	0001	10/06/2014	B	FEES REFUND	03	001	1740	0000	000000	300	30.00-
066113	0001	10/06/2014	B	FEES REFUND	03	001	1740	0000	000000	100	40.00-
066114	0001	10/06/2014	B	FEES REFUND	03	001	1740	0000	000000	300	30.00-
066115	0001	10/06/2014	B	FEES REFUND	03	001	1740	0000	000000	100	62.00-
066116	0001	10/06/2014	B	FEE REFUND	03	001	1740	0000	000000	300	30.00-

STATUS (STS) CODES:

A-RECEIPT B-REFUND OF RECEIPT V-VOID REFUND OF RECEIPT X-REDUCTION OF EXPENDITURE
 C-APPROPRIATION OR BUDGET MODIFICATIONS D-EXPENSE/SUPPLIES DISTRIBUTION F-FUND TO FUND TRANSFER

DATE: 11/04/2014
 TIME: 08:21

LEXINGTON LOCAL SCHOOLS
 TRANS. BY FUND/RCPT, ALL FUNDS
 DATES 10/01/2014 THRU 10/31/2014
 SORTED BY TRANSACTION NUMBER

PAGE: 2
 (RECLD)

TRANS NO	ITEM NO	TRANS DATE	STS DESCRIPTION OR SOURCE	TI	FUND	RCPT	SPCC	SUBJ	OPU	TRANS AMOUNT
066117	0001	10/06/2014	B FEES REFUND	03	001	1740	0000	000000	100	
066118	0001	10/06/2014	B FEE REFUND	03	001	1740	0000	000000	300	65.00-
066119	0001	10/06/2014	B FEE REFUND	03	001	1740	0000	000000	300	30.00-
066120	0001	10/06/2014	B FEE REFUND	03	001	1740	0000	000000	300	30.00-
066121	0001	10/06/2014	B FEE REFUND	03	001	1740	0000	000000	300	30.00-
066122	0001	10/06/2014	B FEE REFUND	03	001	1740	0000	000000	300	30.00-
066122	0002	10/06/2014	B FEE REFUND	03	001	1740	0000	000000	300	30.00-
066123	0001	10/06/2014	B FEE REFUND	03	001	1740	0000	000000	100	36.00-
066124	0001	10/06/2014	B FEE REFUND	03	001	1740	0000	000000	100	45.00-
066124	0002	10/06/2014	B FEE REFUND	03	001	1740	0000	000000	100	65.00-
066125	0001	10/06/2014	B FEE REFUND	03	001	1740	0000	000000	100	22.00-
066126	0001	10/06/2014	B FEE REFUND	03	001	1740	0000	000000	300	30.00-
066127	0001	10/06/2014	B FEE REFUND	03	001	1740	0000	000000	400	30.00-
066128	0001	10/06/2014	B FEE REFUND	03	001	1740	0000	000000	300	30.00-
066129	0001	10/06/2014	B FEE REFUND	03	001	1740	0000	000000	300	30.00-
066130	0001	10/06/2014	B FEE REFUND	03	001	1740	0000	000000	100	52.00-
066130	0002	10/06/2014	B FEE REFUND	03	001	1740	0000	000000	100	50.00-
066131	0001	10/06/2014	B WORKBOOK REFUND	03	001	1740	0000	000000	100	69.00-
066132	0001	10/06/2014	B WORKBOOK REFUND	03	001	1740	0000	000000	100	19.50-
066133	0001	10/06/2014	B WORKBOOK REFUND	03	001	1740	0000	000000	100	19.50-
066134	0001	10/06/2014	B WORKBOOK REFUND	03	001	1740	0000	000000	100	19.50-
066135	0001	10/06/2014	B WORKBOOK REFUND	03	001	1740	0000	000000	100	19.50-
066136	0001	10/06/2014	B WORKBOOK REFUND	03	001	1740	0000	000000	100	19.50-
066137	0001	10/06/2014	B WORKBOOK REFUND	03	001	1740	0000	000000	100	19.50-
066138	0001	10/06/2014	B WORKBOOK REFUND	03	001	1740	0000	000000	100	19.50-
066139	0001	10/06/2014	B WORKBOOK REFUND	03	001	1740	0000	000000	100	19.50-
066140	0001	10/06/2014	B WORKBOOK REFUND	03	001	1740	0000	000000	100	19.50-
066141	0001	10/06/2014	B WORKBOOK REFUND	03	001	1740	0000	000000	100	19.50-
066142	0001	10/06/2014	B WORKBOOK REFUND	03	001	1740	0000	000000	100	19.50-
066143	0001	10/06/2014	B WORKBOOK REFUND	03	001	1740	0000	000000	100	19.50-
066144	0001	10/06/2014	B WORKBOOK REFUND	03	001	1740	0000	000000	100	19.50-
066145	0001	10/06/2014	B WORKBOOK REFUND	03	001	1740	0000	000000	100	19.50-
066146	0001	10/06/2014	B SCHOOL FEES REFUND	03	001	1740	0000	000000	100	19.50-
066147	0001	10/06/2014	B REFUND	03	001	1740	0000	000000	400	30.00-
066149	0001	10/01/2014	A Western School Fees	03	001	1740	0000	000000	300	4.00-
066158	0001	10/02/2014	A HS Choir Workbooks	03	001	1740	0000	000000	500	20.00
066159	0001	10/02/2014	A HS Choir Workbooks	03	001	1740	0000	000000	100	5.00
066162	0001	10/03/2014	A Eastern School Fees	03	001	1740	0000	000000	100	35.50
066163	0001	10/03/2014	A Central School Fees	03	001	1740	0000	000000	300	55.00
066164	0001	10/06/2014	A HS Choir Workbooks	03	001	1740	0000	000000	400	56.00
066165	0001	10/06/2014	A Central School Fees	03	001	1740	0000	000000	100	10.50
066167	0001	10/06/2014	A HS School Fees	03	001	1740	0000	000000	400	28.00
066181	0001	10/07/2014	A Central School Fees	03	001	1740	0000	000000	100	125.00
066182	0001	10/08/2014	A HS Choir Workbooks	03	001	1740	0000	000000	400	96.00
										10.50

STATUS (STS) CODES:

A-RECEIPT B-REFUND OF RECEIPT V-VOID REFUND OF RECEIPT X-REDUCTION OF EXPENDITURE
 C-APPROPRIATION OR BUDGET MODIFICATIONS D-EXPENSE/SUPPLIES DISTRIBUTION F-FUND TO FUND TRANSFER

DATE: 11/04/2014
TIME: 08:21

LEXINGTON LOCAL SCHOOLS
TRANS. BY FUND/RCPT, ALL FUNDS
DATES 10/01/2014 THRU 10/31/2014
SORTED BY TRANSACTION NUMBER

PAGE: 3
(RECLD)

TRANS NO	ITEM NO	TRANS DATE	STS	DESCRIPTION OR SOURCE	TI	FUND	RCPT	SPCC	SUBJ	DFU	TRANS AMOUNT
066183	0001	10/08/2014	A	HS School Fees	03	001	1740	0000	000000	100	64.00
066184	0001	10/08/2014	A	Central School Fees	03	001	1740	0000	000000	400	140.00
066188	0001	10/09/2014	A	HS Choir Workbooks	03	001	1740	0000	000000	100	23.75
066190	0001	10/09/2014	A	Central School Fees	03	001	1740	0000	000000	400	28.00
066197	0001	10/10/2014	A	HS Choir workbooks	03	001	1740	0000	000000	100	15.50
066207	0001	10/14/2014	A	Western School Fees	03	001	1740	0000	000000	500	20.00
066210	0001	10/14/2014	A	JH School Fees	03	001	1740	0000	000000	200	20.00
066211	0001	10/14/2014	A	Eastern School Fees	03	001	1740	0000	000000	300	120.00
066227	0001	10/15/2014	A	Central School Fees	03	001	1740	0000	000000	400	28.00
066233	0001	10/16/2014	A	HS Choir Workbooks	03	001	1740	0000	000000	100	9.00
066238	0001	10/17/2014	A	HS Choir Workbooks	03	001	1740	0000	000000	100	10.25
066240	0001	10/17/2014	A	Western School Fees	03	001	1740	0000	000000	500	20.00
066241	0001	10/17/2014	A	Central School Fees	03	001	1740	0000	000000	400	28.00
066250	0001	10/20/2014	A	Central School Fees	03	001	1740	0000	000000	400	56.00
066251	0001	10/21/2014	A	HS Choir Workbooks	03	001	1740	0000	000000	100	5.25
066252	0001	10/21/2014	A	Western School Fees	03	001	1740	0000	000000	500	20.00
066263	0001	10/24/2014	B	SCHOOL FEES REFUND	03	001	1740	0000	000000	100	75.00-
066264	0001	10/24/2014	B	FEE REFUND	03	001	1740	0000	000000	500	30.00-
066265	0001	10/24/2014	B	FEES REFUND	03	001	1740	0000	000000	500	30.00-
066266	0001	10/24/2014	B	FEES REFUND	03	001	1740	0000	000000	500	34.00-
066270	0001	10/17/2014	A	Central Fees - X. Tyson	03	001	1740	0000	000000	400	30.00-
066270	0003	10/17/2014	A	Central Fees - D. Mullin	03	001	1740	0000	000000	400	30.00-
066271	0001	10/21/2014	A	Central Fees	03	001	1740	0000	000000	400	28.00
066273	0001	10/22/2014	A	HS School Fees	03	001	1740	0000	000000	100	25.00
066274	0001	10/22/2014	A	Eastern School Fees	03	001	1740	0000	000000	300	102.00
066286	0001	10/23/2014	A	Western Fees	03	001	1740	0000	000000	500	20.00
066308	0001	10/27/2014	A	Central School Fees	03	001	1740	0000	000000	400	28.00
066311	0001	10/28/2014	A	Western School Fees	03	001	1740	0000	000000	500	20.00
066312	0001	10/28/2014	A	HS School Fees	03	001	1740	0000	000000	100	127.00
066317	0001	10/29/2014	A	Western School Fees	03	001	1740	0000	000000	500	19.00
066318	0001	10/29/2014	A	Eastern School Fees	03	001	1740	0000	000000	300	240.00
066320	0001	10/28/2014	A	Central School Fees	03	001	1740	0000	000000	400	128.00
066321	0001	10/29/2014	A	Central School Fees	03	001	1740	0000	000000	400	476.00
066329	0001	10/31/2014	A	HS Fees - Pay For It	03	001	1740	0000	000000	100	0.00
066329	0002	10/31/2014	A	Central Fees - Pay For It	03	001	1740	0000	000000	400	240.00
066329	0003	10/31/2014	A	Jr High Fees - Pay For It	03	001	1740	0000	000000	400	124.00
066329	0004	10/31/2014	A	Eastern Fees - Pay For It	03	001	1740	0000	000000	400	60.00
066329	0005	10/31/2014	A	Western Fees - Pay For It	03	001	1740	0000	000000	400	30.00
066331	0001	10/31/2014	A	Western School Fees	03	001	1740	0000	000000	500	59.00
066337	0001	10/31/2014	A	Central School Fees	03	001	1740	0000	000000	400	504.00
066338	0001	10/31/2014	A	Central School Fees	03	001	1740	0000	000000	400	301.50

RCPT CODE SUB-TOTAL: 2,019.25

STATUS (STS) CODES:

A-RECEIPT B-REFUND OF RECEIPT V-VOID REFUND OF RECEIPT X-REDUCTION OF EXPENDITURE
C-APPROPRIATION OR BUDGET MODIFICATIONS D-EXPENSE/SUPPLIES DISTRIBUTION F-FUND TO FUND TRANSFER

DATE: 11/04/2014
 TIME: 08:21

LEXINGTON LOCAL SCHOOLS
 TRANS. BY FUND/RCPT, ALL FUNDS
 DATES 10/01/2014 THRU 10/31/2014
 SORTED BY TRANSACTION NUMBER

PAGE: 4
 (RECLE)

TRANS NO	ITEM NO	TRANS DATE	STS	DESCRIPTION OR SOURCE	TI	FUND	RCPT	SPCC	SUBJ	OPU	TRANS AMOUNT
066277	0001	10/22/2014	A	Sale of disposed mill-Mid Stat	03	001	1890	0000	000000	000	300.00
066283	0001	10/23/2014	A	Sale of disposed items-Mid Sta	03	001	1890	0000	000000	000	400.00
066302	0001	10/24/2014	A	E-Rate payment	03	001	1890	0000	000000	000	5,508.02
RCPT CODE SUB-TOTAL:											6,208.02
066204	0001	10/10/2014	A	Opportunity Grant	03	001	3110	0000	000000	000	293,120.73
066204	0002	10/10/2014	A	Targeted Assistance	03	001	3110	0000	000000	000	21,898.64
066204	0003	10/10/2014	A	K-3 Literacy Funding	03	001	3110	0000	000000	000	5,563.69
066204	0005	10/10/2014	A	Limited English Prof Funding	03	001	3110	0000	000000	000	520.93
066204	0006	10/10/2014	A	Gifted Education Funding	03	001	3110	0000	000000	000	5,158.03
066204	0007	10/10/2014	A	Transportation	03	001	3110	0000	000000	000	28,003.72
066204	0008	10/10/2014	A	Special Education Funding	03	001	3110	0000	000000	000	39,966.40
066204	0010	10/10/2014	A	Transitional Aid Guarantee	03	001	3110	0000	000000	000	0.00
066204	0011	10/10/2014	A	Preschool Special Educ Funding	03	001	3110	0000	000000	000	5,312.66
066204	0012	10/10/2014	A	Special Educ Transportation	03	001	3110	0000	000000	000	2,523.81
066300	0001	10/24/2014	A	Opportunity Grant	03	001	3110	0000	000000	000	293,120.73
066300	0002	10/24/2014	A	Targeted Assistance	03	001	3110	0000	000000	000	21,898.63
066300	0003	10/24/2014	A	K-3 Literacy Funding	03	001	3110	0000	000000	000	5,563.68
066300	0005	10/24/2014	A	Limited English Prof Funding	03	001	3110	0000	000000	000	520.93
066300	0006	10/24/2014	A	Gifted Education Funding	03	001	3110	0000	000000	000	5,158.04
066300	0007	10/24/2014	A	Transportation	03	001	3110	0000	000000	000	28,003.73
066300	0008	10/24/2014	A	Special Education Funding	03	001	3110	0000	000000	000	39,966.40
066300	0010	10/24/2014	A	Transitional Aid Guarantee	03	001	3110	0000	000000	000	0.00
066300	0011	10/24/2014	A	Preschool Special Educ Funding	03	001	3110	0000	000000	000	5,312.65
066300	0012	10/24/2014	A	Special Educ Transportation	03	001	3110	0000	000000	000	2,523.80
RCPT CODE SUB-TOTAL:											804,137.20
066332	0004	10/31/2014	A	Rollback- General Richland	03	001	3131	0000	000000	000	288,169.68
066332	0005	10/31/2014	A	Rollback Emerg Levy - Rich	03	001	3131	0000	000000	000	215,653.20
066332	0007	10/31/2014	A	2 1/2 RB - Real Est - Richland	03	001	3131	0000	000000	000	59,508.73
066332	0008	10/31/2014	A	2 1/2 RB - Emerg Levy - Rich	03	001	3131	0000	000000	000	44,533.48
RCPT CODE SUB-TOTAL:											607,865.09
066332	0001	10/31/2014	A	Homestead Real Est - Richland	03	001	3132	0000	000000	000	129,026.02
066332	0002	10/31/2014	A	Homestead Emerg Levy- Rich	03	001	3132	0000	000000	000	96,557.26
RCPT CODE SUB-TOTAL:											225,583.28
066204	0004	10/10/2014	A	Economic Disadvantaged Funding	03	001	3211	0000	000000	000	2,870.63
066300	0004	10/24/2014	A	Economic Disadvantaged Funding	03	001	3211	0000	000000	000	2,870.63
RCPT CODE SUB-TOTAL:											5,741.26

STATUS (STS) CODES:

A-RECEIPT B-REFUND OF RECEIPT V-VOID REFUND OF RECEIPT X-REDUCTION OF EXPENDITURE
 C-APPROPRIATION OR BUDGET MODIFICATIONS D-EXPENSE/SUPPLIES DISTRIBUTION F-FUND TO FUND TRANSFER

DATE: 11/04/2014
 TIME: 08:21

LEXINGTON LOCAL SCHOOLS
 TRANS. BY FUND/RCPT, ALL FUNDS
 DATES 10/01/2014 THRU 10/31/2014
 SORTED BY TRANSACTION NUMBER

PAGE: 5
 (RECLD)

TRANS NO	ITEM NO	TRANS DATE	STS	DESCRIPTION OR SOURCE	TI	FUND	RCPT	SPCC	SUBJ	OPU	TRANS AMOUNT
066204	0009	10/10/2014	A	Career Tech Education Funding	03	001	3219	0000	000000	000	367.86
066300	0009	10/24/2014	A	Career Tech Education Funding	03	001	3219	0000	000000	000	367.86
RCPT CODE SUB-TOTAL:											735.72
066328	0001	10/31/2014	A	MEDICAID Recd -10/30/14	03	001	3300	0000	000000	000	874.80
RCPT CODE SUB-TOTAL:											874.80
066204	0020	10/10/2014	A	JPS Reimbursement FY14	03	001	5300	0000	000000	000	0.00
066232	0001	10/15/2014	A	BWC Rebate for 2012 Premiums	03	001	5300	0000	000000	000	38,700.15
RCPT CODE SUB-TOTAL:											38,700.15
FUND CODE SUB-TOTAL:											1,701,532.11
066279	0003	10/22/2014	A	Prop Tax Adv Richland Perm Imp	03	003	1111	0000	000000	000	95.31
RCPT CODE SUB-TOTAL:											95.31
066332	0006	10/31/2014	A	Rollback- Perm Impt - Richlan	03	003	3131	0000	000000	000	25,617.31
066332	0009	10/31/2014	A	2 1/2 RB - PI Levy - Richland	03	003	3131	0000	000000	000	5,290.37
RCPT CODE SUB-TOTAL:											30,907.68
066332	0003	10/31/2014	A	Homestead for PI Levy-Richland	03	003	3132	0000	000000	000	11,469.97
RCPT CODE SUB-TOTAL:											11,469.97
066204	0022	10/10/2014	A	TPP Fixed Rate Non-Oper Reimb	03	003	3135	0000	000000	000	0.00
066300	0021	10/24/2014	A	TPP Fixed Rate Non-Oper Reimb	03	003	3135	0000	000000	000	0.00
RCPT CODE SUB-TOTAL:											0.00
FUND CODE SUB-TOTAL:											42,472.96
066179	0026	10/03/2014	A	HS Breakfast	03	006	1511	0000	000000	100	112.60
066179	0027	10/03/2014	A	Jr. Hi Breakfast	03	006	1511	0000	000000	200	7.80
066179	0028	10/03/2014	A	Eastern Breakfast	03	006	1511	0000	000000	300	28.30
066179	0029	10/03/2014	A	Central Breakfast	03	006	1511	0000	000000	400	35.70
066179	0030	10/03/2014	A	Western Breakfast	03	006	1511	0000	000000	500	28.50
066200	0026	10/10/2014	A	HS Breakfast	03	006	1511	0000	000000	100	231.65

STATUS (STS) CODES:

A-RECEIPT B-REFUND OF RECEIPT V-VOID REFUND OF RECEIPT X-REDUCTION OF EXPENDITURE
 C-APPROPRIATION OR BUDGET MODIFICATIONS D-EXPENSE/SUPPLIES DISTRIBUTION F-FUND TO FUND TRANSFER

DATE: 11/04/2014
 TIME: 08:21

LEXINGTON LOCAL SCHOOLS
 TRANS. BY FUND/RCPT, ALL FUNDS
 DATES 10/01/2014 THRU 10/31/2014
 SORTED BY TRANSACTION NUMBER

PAGE: 6
 (RECLD)

TRANS NO	ITEM NO	TRANS DATE	STS	DESCRIPTION OR SOURCE	TI	FUND	RCPT	SPCC	SUBJ	OFU	TRANS AMOUNT
066200	0027	10/10/2014	A	Jr. Hi Breakfast	03	006	1511	0000	000000	200	15.10
066200	0028	10/10/2014	A	Eastern Breakfast	03	006	1511	0000	000000	300	42.60
066200	0029	10/10/2014	A	Central Breakfast	03	006	1511	0000	000000	400	42.30
066200	0030	10/10/2014	A	Western Breakfast	03	006	1511	0000	000000	500	30.55
066269	0026	10/17/2014	A	HS Breakfast	03	006	1511	0000	000000	100	218.10
066269	0027	10/17/2014	A	Jr. Hi Breakfast	03	006	1511	0000	000000	200	17.45
066269	0028	10/17/2014	A	Eastern Breakfast	03	006	1511	0000	000000	300	48.50
066269	0029	10/17/2014	A	Central Breakfast	03	006	1511	0000	000000	400	42.80
066269	0030	10/17/2014	A	Western Breakfast	03	006	1511	0000	000000	500	51.30
066307	0026	10/24/2014	A	HS Breakfast	03	006	1511	0000	000000	100	168.85
066307	0027	10/24/2014	A	Jr. Hi Breakfast	03	006	1511	0000	000000	200	17.40
066307	0028	10/24/2014	A	Eastern Breakfast	03	006	1511	0000	000000	300	69.30
066307	0029	10/24/2014	A	Central Breakfast	03	006	1511	0000	000000	400	39.00
066307	0030	10/24/2014	A	Western Breakfast	03	006	1511	0000	000000	500	27.00
066330	0026	10/31/2014	A	HS Breakfast	03	006	1511	0000	000000	100	171.15
066330	0027	10/31/2014	A	Jr. Hi Breakfast	03	006	1511	0000	000000	200	14.60
066330	0028	10/31/2014	A	Eastern Breakfast	03	006	1511	0000	000000	300	49.45
066330	0029	10/31/2014	A	Central Breakfast	03	006	1511	0000	000000	400	33.60
066330	0030	10/31/2014	A	Western Breakfast	03	006	1511	0000	000000	500	24.30
RCPT CODE SUB-TOTAL:											1,567.90
066148	0001	10/01/2014	A	Returned Ck ET	03	006	1512	0000	000000	100	20.00-
066179	0001	10/03/2014	A	HS Stu. Type A	03	006	1512	0000	000000	100	2,361.45
066179	0005	10/03/2014	A	HS ROA Stu. Type A	03	006	1512	0000	000000	100	755.15-
066179	0006	10/03/2014	A	Jr Hi Stu. Type A	03	006	1512	0000	000000	200	990.75
066179	0010	10/03/2014	A	Jr. Hi ROA Stu Type A	03	006	1512	0000	000000	200	479.30-
066179	0011	10/03/2014	A	Eastern Stu. Type A	03	006	1512	0000	000000	300	875.80
066179	0015	10/03/2014	A	Eastern ROA Stu. Type A	03	006	1512	0000	000000	300	274.47-
066179	0016	10/03/2014	A	Central Stu. Type A	03	006	1512	0000	000000	400	720.85
066179	0020	10/03/2014	A	Central ROA Stu. Type A	03	006	1512	0000	000000	400	115.35-
066179	0021	10/03/2014	A	Western Stu. Type A	03	006	1512	0000	000000	500	472.80
066179	0025	10/03/2014	A	Western ROA Stu. Type A	03	006	1512	0000	000000	500	49.77-
066200	0001	10/10/2014	A	HS Stu. Type A	03	006	1512	0000	000000	100	3,844.10
066200	0005	10/10/2014	A	HS ROA Stu. Type A	03	006	1512	0000	000000	100	1,317.28-
066200	0006	10/10/2014	A	Jr Hi Stu. Type A	03	006	1512	0000	000000	200	1,404.85
066200	0010	10/10/2014	A	Jr. Hi ROA Stu Type A	03	006	1512	0000	000000	200	560.85-
066200	0011	10/10/2014	A	Eastern Stu. Type A	03	006	1512	0000	000000	300	1,578.55
066200	0015	10/10/2014	A	Eastern ROA Stu. Type A	03	006	1512	0000	000000	300	346.22-
066200	0016	10/10/2014	A	Central Stu. Type A	03	006	1512	0000	000000	400	1,211.35
066200	0020	10/10/2014	A	Central ROA Stu. Type A	03	006	1512	0000	000000	400	459.16-
066200	0021	10/10/2014	A	Western Stu. Type A	03	006	1512	0000	000000	500	851.65
066200	0025	10/10/2014	A	Western ROA Stu. Type A	03	006	1512	0000	000000	500	275.75-
066202	0001	10/21/2014	B	LUNCH ACCT REFUND	03	006	1512	0000	000000	400	87.50-

STATUS (STS) CODES:

A-RECEIPT B-REFUND OF RECEIPT V-VOID REFUND OF RECEIPT X-REDUCTION OF EXPENDITURE
 C-APPROPRIATION OR BUDGET MODIFICATIONS D-EXPENSE/SUPPLIES DISTRIBUTION F-FUND TO FUND TRANSFER

LEXINGTON LOCAL SCHOOLS
 TRANS. BY FUND/RCPT, ALL FUNDS
 DATES 10/01/2014 THRU 10/31/2014
 SORTED BY TRANSACTION NUMBER

TRANS NO	ITEM NO	TRANS DATE	STS	DESCRIPTION OR SOURCE	TI	FUND	RCPT	SPCC	SUBJ	OPU	TRANS AMOUNT
066239	0001	10/17/2014	A	Reimb NSF Check - CJ	03	006	1512	0000	000000	100	20.00
066269	0001	10/17/2014	A	HS Stu. Type A	03	006	1512	0000	000000	100	4,012.75
066269	0005	10/17/2014	A	HS ROA Stu. Type A	03	006	1512	0000	000000	100	1,144.68-
066269	0006	10/17/2014	A	Jr Hi Stu. Type A	03	006	1512	0000	000000	200	1,651.05
066269	0010	10/17/2014	A	Jr. Hi ROA Stu Type A	03	006	1512	0000	000000	200	900.10-
066269	0011	10/17/2014	A	Eastern Stu. Type A	03	006	1512	0000	000000	300	1,660.30
066269	0015	10/17/2014	A	Eastern ROA Stu. Type A	03	006	1512	0000	000000	300	507.36-
066269	0016	10/17/2014	A	Central Stu. Type A	03	006	1512	0000	000000	400	1,179.20
066269	0020	10/17/2014	A	Central ROA Stu. Type A	03	006	1512	0000	000000	400	322.79-
066269	0021	10/17/2014	A	Western Stu. Type A	03	006	1512	0000	000000	500	865.45
066269	0025	10/17/2014	A	Western ROA Stu. Type A	03	006	1512	0000	000000	500	200.70-
066303	0001	10/27/2014	A	Reimb NSF Check - ET	03	006	1512	0000	000000	100	20.00
066307	0001	10/24/2014	A	HS Stu. Type A	03	006	1512	0000	000000	100	3,826.60
066307	0005	10/24/2014	A	HS ROA Stu. Type A	03	006	1512	0000	000000	100	1,180.25-
066307	0006	10/24/2014	A	Jr Hi Stu. Type A	03	006	1512	0000	000000	200	1,612.50
066307	0010	10/24/2014	A	Jr. Hi ROA Stu Type A	03	006	1512	0000	000000	200	424.15-
066307	0011	10/24/2014	A	Eastern Stu. Type A	03	006	1512	0000	000000	300	1,562.85
066307	0015	10/24/2014	A	Eastern ROA Stu. Type A	03	006	1512	0000	000000	300	310.58-
066307	0016	10/24/2014	A	Central Stu. Type A	03	006	1512	0000	000000	400	1,223.60
066307	0020	10/24/2014	A	Central ROA Stu. Type A	03	006	1512	0000	000000	400	593.87-
066307	0021	10/24/2014	A	Western Stu. Type A	03	006	1512	0000	000000	500	903.15
066307	0025	10/24/2014	A	Western ROA Stu. Type A	03	006	1512	0000	000000	500	85.80-
066329	0006	10/31/2014	A	HS Lunch - Pay For It	03	006	1512	0000	000000	100	3,500.35
066329	0007	10/31/2014	A	Jr High Lunch - Pay For It	03	006	1512	0000	000000	200	1,826.30
066329	0008	10/31/2014	A	Eastern Lunch - Pay For It	03	006	1512	0000	000000	300	1,640.75
066329	0009	10/31/2014	A	Central Lunch - Pay For It	03	006	1512	0000	000000	400	1,315.05
066329	0010	10/31/2014	A	Western Lunch - Pay For It	03	006	1512	0000	000000	500	1,187.75
066330	0001	10/31/2014	A	HS Stu. Type A	03	006	1512	0000	000000	100	3,874.55
066330	0005	10/31/2014	A	HS ROA Stu. Type A	03	006	1512	0000	000000	100	1,023.05-
066330	0006	10/31/2014	A	Jr Hi Stu. Type A	03	006	1512	0000	000000	200	1,593.60
066330	0010	10/31/2014	A	Jr. Hi ROA Stu Type A	03	006	1512	0000	000000	200	416.41-
066330	0011	10/31/2014	A	Eastern Stu. Type A	03	006	1512	0000	000000	300	1,511.35
066330	0015	10/31/2014	A	Eastern ROA Stu. Type A	03	006	1512	0000	000000	300	746.92-
066330	0016	10/31/2014	A	Central Stu. Type A	03	006	1512	0000	000000	400	1,272.75
066330	0020	10/31/2014	A	Central ROA Stu. Type A	03	006	1512	0000	000000	400	221.39-
066330	0021	10/31/2014	A	Western Stu. Type A	03	006	1512	0000	000000	500	919.25
066330	0025	10/31/2014	A	Western ROA Stu. Type A	03	006	1512	0000	000000	500	381.52-
RCPT CODE SUB-TOTAL:											38,490.93
066179	0003	10/03/2014	A	HS Stu. Ala Carte	03	006	1513	0000	000000	100	1,304.30
066179	0008	10/03/2014	A	Jr. Hi Stu. Ala Carte	03	006	1513	0000	000000	200	407.80
066179	0013	10/03/2014	A	Eastern Stu. Ala Carte	03	006	1513	0000	000000	300	172.00
066179	0018	10/03/2014	A	Central Stu. Ala Carte	03	006	1513	0000	000000	400	101.50

STATUS (STS) CODES:

A-RECEIPT B-REFUND OF RECEIPT V-VOID REFUND OF RECEIPT X-REDUCTION OF EXPENDITURE
 C-APPROPRIATION OR BUDGET MODIFICATIONS D-EXPENSE/SUPPLIES DISTRIBUTION F-FUND TO FUND TRANSFER

DATE: 11/04/2014
 TIME: 08:21

LEXINGTON LOCAL SCHOOLS
 TRANS. BY FUND/RCPT, ALL FUNDS
 DATES 10/01/2014 THRU 10/31/2014
 SORTED BY TRANSACTION NUMBER

PAGE: 8
 (RECLD)

TRANS NO	ITEM NO	TRANS DATE	STS DESCRIPTION OR SOURCE	TI FUND RCPT SPCC SUBJ	OPU	TRANS AMOUNT
066179	0023	10/03/2014	A Western Stu. Ala Carte	03 006 1513 0000 000000	500	49.50
066200	0003	10/10/2014	A HS Stu. ALa Carte	03 006 1513 0000 000000	100	2,168.65
066200	0008	10/10/2014	A Jr. Hi Stu. Ala Carte	03 006 1513 0000 000000	200	836.95
066200	0013	10/10/2014	A Eastern Stu. Ala Carte	03 006 1513 0000 000000	300	265.75
066200	0018	10/10/2014	A Central Stu. Ala Carte	03 006 1513 0000 000000	400	156.50
066200	0023	10/10/2014	A Western Stu. Ala Carte	03 006 1513 0000 000000	500	97.75
066269	0003	10/17/2014	A HS Stu. ALa Carte	03 006 1513 0000 000000	100	2,187.60
066269	0008	10/17/2014	A Jr. Hi Stu. Ala Carte	03 006 1513 0000 000000	200	724.75
066269	0013	10/17/2014	A Eastern Stu. Ala Carte	03 006 1513 0000 000000	300	268.40
066269	0018	10/17/2014	A Central Stu. Ala Carte	03 006 1513 0000 000000	400	148.00
066269	0023	10/17/2014	A Western Stu. Ala Carte	03 006 1513 0000 000000	500	121.50
066270	0002	10/17/2014	A Central Lunch - X. Tyson	03 006 1513 0000 000000	400	30.00
066270	0004	10/17/2014	A Central Lunch -D. Mullins	03 006 1513 0000 000000	400	30.00
066307	0003	10/24/2014	A HS Stu. ALa Carte	03 006 1513 0000 000000	100	2,189.35
066307	0008	10/24/2014	A Jr. Hi Stu. Ala Carte	03 006 1513 0000 000000	200	679.40
066307	0013	10/24/2014	A Eastern Stu. Ala Carte	03 006 1513 0000 000000	300	240.10
066307	0018	10/24/2014	A Central Stu. Ala Carte	03 006 1513 0000 000000	400	148.50
066307	0023	10/24/2014	A Western Stu. Ala Carte	03 006 1513 0000 000000	500	210.00
066330	0003	10/31/2014	A HS Stu. ALa Carte	03 006 1513 0000 000000	100	2,154.80
066330	0008	10/31/2014	A Jr. Hi Stu. Ala Carte	03 006 1513 0000 000000	200	710.65
066330	0013	10/31/2014	A Eastern Stu. Ala Carte	03 006 1513 0000 000000	300	242.40
066330	0018	10/31/2014	A Central Stu. Ala Carte	03 006 1513 0000 000000	400	333.65
066330	0023	10/31/2014	A Western Stu. Ala Carte	03 006 1513 0000 000000	500	153.50
RCPT CODE SUB-TOTAL:						16,133.30
066179	0002	10/03/2014	A HS Stu. Milk	03 006 1514 0000 000000	100	18.50
066179	0007	10/03/2014	A Jr. Hi. Stu Milk	03 006 1514 0000 000000	200	15.00
066179	0012	10/03/2014	A Eastern Stu. Milk	03 006 1514 0000 000000	300	2.00
066179	0017	10/03/2014	A Central Stu. Milk	03 006 1514 0000 000000	400	11.50
066179	0022	10/03/2014	A Western Stu. Milk	03 006 1514 0000 000000	500	17.00
066200	0002	10/10/2014	A HS Stu. Milk	03 006 1514 0000 000000	100	29.00
066200	0007	10/10/2014	A Jr. Hi. Stu Milk	03 006 1514 0000 000000	200	31.00
066200	0012	10/10/2014	A Eastern Stu. Milk	03 006 1514 0000 000000	300	1.50
066200	0017	10/10/2014	A Central Stu. Milk	03 006 1514 0000 000000	400	12.00
066200	0022	10/10/2014	A Western Stu. Milk	03 006 1514 0000 000000	500	22.50
066269	0002	10/17/2014	A HS Stu. Milk	03 006 1514 0000 000000	100	33.00
066269	0007	10/17/2014	A Jr. Hi. Stu Milk	03 006 1514 0000 000000	200	30.00
066269	0012	10/17/2014	A Eastern Stu. Milk	03 006 1514 0000 000000	300	5.00
066269	0017	10/17/2014	A Central Stu. Milk	03 006 1514 0000 000000	400	7.00
066269	0022	10/17/2014	A Western Stu. Milk	03 006 1514 0000 000000	500	26.00
066307	0002	10/24/2014	A HS Stu. Milk	03 006 1514 0000 000000	100	30.50
066307	0007	10/24/2014	A Jr. Hi. Stu Milk	03 006 1514 0000 000000	200	24.00
066307	0012	10/24/2014	A Eastern Stu. Milk	03 006 1514 0000 000000	300	5.00

STATUS (STS) CODES:

A-RECEIPT B-REFUND OF RECEIPT V-VOID REFUND OF RECEIPT X-REDUCTION OF EXPENDITURE
 C-APPROPRIATION OR BUDGET MODIFICATIONS D-EXPENSE/SUPPLIES DISTRIBUTION F-FUND TO FUND TRANSFER

DATE: 11/04/2014
 TIME: 08:21

LEXINGTON LOCAL SCHOOLS
 TRANS. BY FUND/RCPT, ALL FUNDS
 DATES 10/01/2014 THRU 10/31/2014
 SORTED BY TRANSACTION NUMBER

PAGE: 9
 (RECLD)

TRANS NO	ITEM NO	TRANS DATE	STS	DESCRIPTION OR SOURCE	TI	FUND	RCPT	SPCC	SUBJ	OPU	TRANS AMOUNT
066307	0017	10/24/2014	A	Central Stu. Milk	03	006	1514	0000	000000	400	17.00
066307	0022	10/24/2014	A	Western Stu. Milk	03	006	1514	0000	000000	500	19.00
066330	0002	10/31/2014	A	HS Stu. Milk	03	006	1514	0000	000000	100	35.00
066330	0007	10/31/2014	A	Jr. Hi. Stu Milk	03	006	1514	0000	000000	200	26.00
066330	0012	10/31/2014	A	Eastern Stu. Milk	03	006	1514	0000	000000	300	4.00
066330	0017	10/31/2014	A	Central Stu. Milk	03	006	1514	0000	000000	400	8.00
066330	0022	10/31/2014	A	Western Stu. Milk	03	006	1514	0000	000000	500	20.00
RCPT CODE SUB-TOTAL:											449.50
066179	0004	10/03/2014	A	HS Adult Ala Carte	03	006	1523	0000	000000	100	56.35
066179	0009	10/03/2014	A	Jr. Hi Adult Ala Carte	03	006	1523	0000	000000	200	46.00
066179	0014	10/03/2014	A	Eastern Adult Ala Carte	03	006	1523	0000	000000	300	29.25
066179	0019	10/03/2014	A	Central Adult Ala Carte	03	006	1523	0000	000000	400	19.00
066179	0024	10/03/2014	A	Western Adult Ala Carte	03	006	1523	0000	000000	500	3.25
066200	0004	10/10/2014	A	HS Adult Ala Carte	03	006	1523	0000	000000	100	85.55
066200	0009	10/10/2014	A	Jr. Hi Adult Ala Carte	03	006	1523	0000	000000	200	75.00
066200	0014	10/10/2014	A	Eastern Adult Ala Carte	03	006	1523	0000	000000	300	217.80
066200	0019	10/10/2014	A	Central Adult Ala Carte	03	006	1523	0000	000000	400	37.80
066200	0024	10/10/2014	A	Western Adult Ala Carte	03	006	1523	0000	000000	500	0.00
066269	0004	10/17/2014	A	HS Adult Ala Carte	03	006	1523	0000	000000	100	97.85
066269	0009	10/17/2014	A	Jr. Hi Adult Ala Carte	03	006	1523	0000	000000	200	69.75
066269	0014	10/17/2014	A	Eastern Adult Ala Carte	03	006	1523	0000	000000	300	491.80
066269	0019	10/17/2014	A	Central Adult Ala Carte	03	006	1523	0000	000000	400	46.00
066269	0024	10/17/2014	A	Western Adult Ala Carte	03	006	1523	0000	000000	500	9.50
066307	0004	10/24/2014	A	HS Adult Ala Carte	03	006	1523	0000	000000	100	86.30
066307	0009	10/24/2014	A	Jr. Hi Adult Ala Carte	03	006	1523	0000	000000	200	99.25
066307	0014	10/24/2014	A	Eastern Adult Ala Carte	03	006	1523	0000	000000	300	37.35
066307	0019	10/24/2014	A	Central Adult Ala Carte	03	006	1523	0000	000000	400	29.75
066307	0024	10/24/2014	A	Western Adult Ala Carte	03	006	1523	0000	000000	500	631.00
066330	0004	10/31/2014	A	HS Adult Ala Carte	03	006	1523	0000	000000	100	92.25
066330	0009	10/31/2014	A	Jr. Hi Adult Ala Carte	03	006	1523	0000	000000	200	85.80
066330	0014	10/31/2014	A	Eastern Adult Ala Carte	03	006	1523	0000	000000	300	40.50
066330	0019	10/31/2014	A	Central Adult Ala Carte	03	006	1523	0000	000000	400	880.75
066330	0024	10/31/2014	A	Western Adult Ala Carte	03	006	1523	0000	000000	500	6.50
RCPT CODE SUB-TOTAL:											3,274.35
066180	0001	10/03/2014	A	Coke Commission Food Service	03	006	1851	0000	000000	000	76.47
066282	0001	10/23/2014	A	Coke Commission Food Service	03	006	1851	0000	000000	000	118.78
RCPT CODE SUB-TOTAL:											195.25
066339	0001	10/24/2014	A	Federal Reimb Lunch High	03	006	4120	0000	000000	100	11,203.72

STATUS (STS) CODES:

A-RECEIPT B-REFUND OF RECEIPT V-VOID REFUND OF RECEIPT X-REDUCTION OF EXPENDITURE
 C-APPROPRIATION OR BUDGET MODIFICATIONS D-EXPENSE/SUPPLIES DISTRIBUTION F-FUND TO FUND TRANSFER

TRANS NO	ITEM NO	TRANS DATE	STS	DESCRIPTION OR SOURCE	TI	FUND	RCPT	SPCC	SUBJ	OPU	TRANS AMOUNT
066339	0002	10/24/2014	A	HS Add .06	03	006	4120	0000	000000	100	581.64
066339	0003	10/24/2014	A	Federal Reimb Lunch Jr High	03	006	4120	0000	000000	200	6,476.42
066339	0004	10/24/2014	A	JH Add .06	03	006	4120	0000	000000	200	269.04
066339	0005	10/24/2014	A	Federal Reimb Lunch Central	03	006	4120	0000	000000	400	7,262.20
066339	0006	10/24/2014	A	Central Add .06	03	006	4120	0000	000000	400	255.00
066339	0007	10/24/2014	A	Federal Reimb Lunch East	03	006	4120	0000	000000	300	8,050.60
066339	0008	10/24/2014	A	East Add .06	03	006	4120	0000	000000	300	313.50
066339	0009	10/24/2014	A	Federal Reimb Lunch Western	03	006	4120	0000	000000	500	4,842.18
066339	0010	10/24/2014	A	West Add .06	03	006	4120	0000	000000	500	175.26
066339	0011	10/24/2014	A	Fed Reimb Breakfast - High	03	006	4120	0000	000000	100	433.90
066339	0012	10/24/2014	A	Federal Reimb Breakfast - Jr H	03	006	4120	0000	000000	200	289.09
066339	0013	10/24/2014	A	Federal Reimb Break - Central	03	006	4120	0000	000000	400	999.65
066339	0014	10/24/2014	A	Federal Reimb Break - East	03	006	4120	0000	000000	300	783.71
066339	0015	10/24/2014	A	Federal Reimb Break - Western	03	006	4120	0000	000000	500	1,065.80
RCPT CODE SUB-TOTAL:											43,001.71
FUND CODE SUB-TOTAL:											103,112.94
066340	0003	10/31/2014	A	Richland Bank August Interest	03	007	1410	9800	000000	000	1.38
RCPT CODE SUB-TOTAL:											1.38
FUND CODE SUB-TOTAL:											1.38
066340	0004	10/31/2014	A	Richland Bank Aug Interest	03	007	1410	9801	000000	000	0.19
RCPT CODE SUB-TOTAL:											0.19
FUND CODE SUB-TOTAL:											0.19
066175	0001	10/07/2014	A	HS PSAT Fees	03	018	1690	9100	000000	000	84.00
066176	0001	10/07/2014	A	HS PSAT Fees	03	018	1690	9100	000000	000	126.00
066192	0001	10/09/2014	A	HS PSAT Fees	03	018	1690	9100	000000	000	98.00
066208	0001	10/14/2014	A	PSAT Fees	03	018	1690	9100	000000	000	56.00
066209	0001	10/14/2014	A	PSAT Fees	03	018	1690	9100	000000	000	70.00
066216	0001	10/14/2014	A	PSAT fees	03	018	1690	9100	000000	000	196.00
066225	0001	10/14/2014	A	Bank Corr- Rcpt # 66216	03	018	1690	9100	000000	000	14.00
066226	0001	10/15/2014	A	PSAT fees	03	018	1690	9100	000000	000	14.00
066234	0001	10/16/2014	A	HS PSAT fees	03	018	1690	9100	000000	000	14.00
066267	0001	10/24/2014	B	PSAT REFUND	03	018	1690	9100	000000	000	14.00-

STATUS (STS) CODES:

A-RECEIPT B-REFUND OF RECEIPT V-VOID REFUND OF RECEIPT X-REDUCTION OF EXPENDITURE
 C-APPROPRIATION OR BUDGET MODIFICATIONS D-EXPENSE/SUPPLIES DISTRIBUTION F-FUND TO FUND TRANSFER

DATE: 11/04/2014
TIME: 08:21

LEXINGTON LOCAL SCHOOLS
TRANS. BY FUND/RCPT, ALL FUNDS
DATES 10/01/2014 THRU 10/31/2014
SORTED BY TRANSACTION NUMBER

PAGE: 11
(RECLD)

TRANS NO	ITEM NO	TRANS DATE	STS	DESCRIPTION OR SOURCE	TI	FUND	RCPT	SPCC	SUBJ	OPU	TRANS AMOUNT
066268	0001	10/24/2014	B	PSAT REFUND	03	018	1690	9100	000000	000	14.00-
066323	0001	10/30/2014	A	MS Vending Commission	03	018	1690	9100	000000	000	48.17
RCPT CODE SUB-TOTAL:											692.17
FUND CODE SUB-TOTAL:											692.17
066210	0002	10/14/2014	A	JH Fees Princ acct	03	018	1620	9200	000000	000	57.00
RCPT CODE SUB-TOTAL:											57.00
066180	0002	10/03/2014	A	Coke Commission Jr High	03	018	1690	9200	000000	000	24.63
066282	0002	10/23/2014	A	Coke Commission Jr High	03	018	1690	9200	000000	000	39.58
RCPT CODE SUB-TOTAL:											64.21
FUND CODE SUB-TOTAL:											121.21
066180	0004	10/03/2014	A	Coke Commission East	03	018	1690	9300	000000	000	44.67
066282	0004	10/23/2014	A	Coke Commission East	03	018	1690	9300	000000	000	32.40
RCPT CODE SUB-TOTAL:											77.07
FUND CODE SUB-TOTAL:											77.07
066163	0002	10/03/2014	A	Central Fees- Princ	03	018	1630	9400	000000	000	4.00
066165	0002	10/06/2014	A	Central Fees Princ	03	018	1630	9400	000000	000	2.00
066181	0002	10/07/2014	A	Central Fees Princ Acct	03	018	1630	9400	000000	000	6.00
066184	0002	10/08/2014	A	Central Fees Princ	03	018	1630	9400	000000	000	10.00
066190	0002	10/09/2014	A	Central Fees Princ Acct	03	018	1630	9400	000000	000	2.00
066227	0002	10/15/2014	A	Central Fees - Princ	03	018	1630	9400	000000	000	2.00
066241	0002	10/17/2014	A	Central Fees Princ	03	018	1630	9400	000000	000	2.00
066250	0002	10/20/2014	A	Central Fees - Princ	03	018	1630	9400	000000	000	4.00
066271	0002	10/21/2014	A	Central Fees - Princ	03	018	1630	9400	000000	000	2.00
066289	0001	10/24/2014	A	Popcorn Sales- for Art Dept	03	018	1630	9400	000000	000	109.00
066290	0001	10/24/2014	A	Central Fees Princ	03	018	1630	9400	000000	000	8.00
066290	0002	10/24/2014	A	Popcorn sales -Art Dept	03	018	1630	9400	000000	000	34.00
066291	0001	10/24/2014	A	Central Fees Princ	03	018	1630	9400	000000	000	8.00-
066291	0002	10/24/2014	A	Popcorn sales -Art Dept	03	018	1630	9400	000000	000	34.00-
066292	0001	10/24/2014	A	Central Fees Princ	03	018	1630	9400	000000	000	8.00
066292	0002	10/24/2014	A	Popcorn sales -Art Dept	03	018	1630	9400	000000	000	34.00

STATUS (STS) CODES:

A-RECEIPT B-REFUND OF RECEIPT V-VOID REFUND OF RECEIPT X-REDUCTION OF EXPENDITURE
C-APPROPRIATION OR BUDGET MODIFICATIONS D-EXPENSE/SUPPLIES DISTRIBUTION F-FUND TO FUND TRANSFER

DATE: 11/04/2014
 TIME: 08:21

LEXINGTON LOCAL SCHOOLS
 TRANS. BY FUND/RCPT, ALL FUNDS
 DATES 10/01/2014 THRU 10/31/2014
 SORTED BY TRANSACTION NUMBER

PAGE: 12
 (RECLD)

TRANS NO	ITEM NO	TRANS DATE	STS	DESCRIPTION OR SOURCE	TI	FUND	RCPT	SPCC	SUBJ	OPU	TRANS AMOUNT
066292	0003	10/24/2014	A	Central Fees	03	018	1630	9400	000000	000	112.00
066308	0002	10/27/2014	A	Central Fees Princ	03	018	1630	9400	000000	000	2.00
066320	0002	10/28/2014	A	Central Fees Princ	03	018	1630	9400	000000	000	12.00
066321	0002	10/29/2014	A	Central Fees Princ	03	018	1630	9400	000000	000	34.00
066337	0002	10/31/2014	A	Central Fees Princ	03	018	1630	9400	000000	000	36.00
066338	0002	10/31/2014	A	Central Fees Princ	03	018	1630	9400	000000	000	26.00
RCPT CODE SUB-TOTAL:											407.00
FUND CODE SUB-TOTAL:											407.00
066181	0003	10/07/2014	A	Lost Library book	03	018	1890	9401	000000	000	4.00
066191	0001	10/09/2014	A	Lost library book	03	018	1890	9401	000000	000	3.95
066314	0001	10/28/2014	A	Central BookFair pymts	03	018	1890	9401	000000	000	547.44
066322	0001	10/29/2014	A	Central BookFair Deposit	03	018	1890	9401	000000	000	1,387.72
066334	0001	10/31/2014	A	Central BookFair pymts	03	018	1890	9401	000000	000	1,219.73
066335	0001	10/31/2014	A	Central BookFair pymts	03	018	1890	9401	000000	000	463.60
066336	0001	10/31/2014	A	Central BookFair pymts	03	018	1890	9401	000000	000	878.42
RCPT CODE SUB-TOTAL:											4,504.86
FUND CODE SUB-TOTAL:											4,504.86
066149	0002	10/01/2014	A	Western Fees princ	03	018	1630	9500	000000	000	10.00
066207	0002	10/14/2014	A	Western Fees princ	03	018	1630	9500	000000	000	10.00
066240	0002	10/17/2014	A	Western Fees Princ	03	018	1630	9500	000000	000	10.00
066252	0002	10/21/2014	A	Western Fees Princ	03	018	1630	9500	000000	000	10.00
066286	0002	10/23/2014	A	West Fees -Princ	03	018	1630	9500	000000	000	10.00
066311	0002	10/28/2014	A	Western Fees Princ	03	018	1630	9500	000000	000	10.00
066317	0002	10/29/2014	A	Western Fees Princ	03	018	1630	9500	000000	000	11.00
066331	0002	10/31/2014	A	Western Fees Princ	03	018	1630	9500	000000	000	31.00
RCPT CODE SUB-TOTAL:											102.00
066180	0003	10/03/2014	A	Coke Commission Wester	03	018	1690	9500	000000	000	0.00
066282	0003	10/23/2014	A	Coke Commission Wester	03	018	1690	9500	000000	000	33.56
RCPT CODE SUB-TOTAL:											33.56
FUND CODE SUB-TOTAL:											135.56

STATUS (STS) CODES:

A-RECEIPT B-REFUND OF RECEIPT V-VOID REFUND OF RECEIPT X-REDUCTION OF EXPENDITURE
 C-APPROPRIATION OR BUDGET MODIFICATIONS D-EXPENSE/SUPPLIES DISTRIBUTION F-FUND TO FUND TRANSFER

DATE: 11/04/2014
TIME: 08:21

LEXINGTON LOCAL SCHOOLS
TRANS. BY FUND/RCPT, ALL FUNDS
DATES 10/01/2014 THRU 10/31/2014
SORTED BY TRANSACTION NUMBER

PAGE: 13
(RECLE)

TRANS NO	ITEM NO	TRANS DATE	STS	DESCRIPTION OR SOURCE	TI	FUND	RCPT	SPCC	SUBJ	OPU	TRANS AMOUNT
066254	0001	10/21/2014	A	Western Book Fair	03	018	1890	9501	000000	000	67.40
066273	0001	10/22/2014	A	Western Book Fair	03	018	1890	9501	000000	000	304.75
066284	0001	10/23/2014	A	Western Book Fair	03	018	1890	9501	000000	000	482.75
066287	0001	10/23/2014	A	Western Book Fair	03	018	1890	9501	000000	000	2,319.00
066304	0001	10/27/2014	A	Western Book Fair	03	018	1890	9501	000000	000	1,137.66
066310	0001	10/28/2014	A	Western Book Fair pymts	03	018	1890	9501	000000	000	28.70
RCPT CODE SUB-TOTAL:											4,340.26
FUND CODE SUB-TOTAL:											4,340.26
066206	0003	10/14/2014	A	PTO Recycling-Central	03	019	1890	9121	000000	000	9.27
066228	0003	10/15/2014	A	PTO Recycling-Central	03	019	1890	9121	000000	000	6.25
RCPT CODE SUB-TOTAL:											15.52
FUND CODE SUB-TOTAL:											15.52
066206	0001	10/14/2014	A	PTO Recycling-Eastern	03	019	1890	9122	000000	000	9.27
066228	0001	10/15/2014	A	PTO Recycling-Eastern	03	019	1890	9122	000000	000	6.25
RCPT CODE SUB-TOTAL:											15.52
FUND CODE SUB-TOTAL:											15.52
066206	0002	10/14/2014	A	PTO Recycling-Western	03	019	1890	9123	000000	000	9.26
066228	0002	10/15/2014	A	PTO Recycling-Western	03	019	1890	9123	000000	000	6.26
RCPT CODE SUB-TOTAL:											15.52
FUND CODE SUB-TOTAL:											15.52
066223	0001	10/14/2014	A	Boys Sect Soccer Tourn Adm	03	022	1615	9601	000000	000	1,260.00
066236	0001	10/16/2014	A	Sectional Volleyball Tourn Adm	03	022	1615	9601	000000	000	602.00
066246	0001	10/17/2014	A	Boys Sect Soccer Adm	03	022	1615	9601	000000	000	1,146.00
066248	0001	10/20/2014	A	Sect Volleyball Tourn Adm	03	022	1615	9601	000000	000	838.00
RCPT CODE SUB-TOTAL:											3,846.00
FUND CODE SUB-TOTAL:											3,846.00

STATUS (STS) CODES:

A-RECEIPT B-REFUND OF RECEIPT V-VOID REFUND OF RECEIPT X-REDUCTION OF EXPENDITURE
C-APPROPRIATION OR BUDGET MODIFICATIONS D-EXPENSE/SUPPLIES DISTRIBUTION F-FUND TO FUND TRANSFER

DATE: 11/04/2014
TIME: 08:21

LEXINGTON LOCAL SCHOOLS
TRANS. BY FUND/RCPT, ALL FUNDS
DATES 10/01/2014 THRU 10/31/2014
SORTED BY TRANSACTION NUMBER

PAGE: 14
(RECLED)

TRANS NO	ITEM NO	TRANS DATE	STS DESCRIPTION OR SOURCE	TI FUND	RCPT	SPCC	SUBJ	OPU	TRANS AMOUNT	
066340	0002	10/31/2014	A Richland Bank August Int. 024	03	024	1410	0000	000000 000	142.35	
									RCPT CODE SUB-TOTAL:	142.35
066231	0001	10/15/2014	A Heck Oct Ins premium	03	024	1872	0000	000000 000	1,503.51	
066261	0001	10/22/2014	A Board's Premiums Oct 2014	03	024	1872	0000	000000 000	264,515.07	
066262	0001	10/22/2014	A Employees' Premiums Oct 2014	03	024	1872	0000	000000 000	40,872.34	
									RCPT CODE SUB-TOTAL:	306,890.92
									FUND CODE SUB-TOTAL:	307,033.27
066217	0001	10/14/2014	A Leo Club Recycling	03	200	1620	9108	000000 000	236.30	
									RCPT CODE SUB-TOTAL:	236.30
066259	0001	10/21/2014	A Leo Club Recycling	03	200	1690	9108	000000 000	902.63	
066313	0001	10/28/2014	A HS Leo Club Face Painting	03	200	1690	9108	000000 000	179.80	
									RCPT CODE SUB-TOTAL:	1,082.43
									FUND CODE SUB-TOTAL:	1,318.73
066168	0001	10/06/2014	A Homecoming Ticket Sales	03	200	1620	9114	000000 000	350.00	
066174	0001	10/07/2014	A Homecoming Ticket Sales	03	200	1620	9114	000000 000	20.00	
									RCPT CODE SUB-TOTAL:	370.00
									FUND CODE SUB-TOTAL:	370.00
066185	0001	10/08/2014	A Key Club Dues	03	200	1630	9115	000000 000	190.00	
066189	0001	10/09/2014	A Key Club Dues	03	200	1630	9115	000000 000	30.00	
066205	0001	10/14/2014	A Key Club dues	03	200	1630	9115	000000 000	10.00	
066280	0001	10/23/2014	A HS Key Club Dues	03	200	1630	9115	000000 000	10.00	
									RCPT CODE SUB-TOTAL:	240.00
									FUND CODE SUB-TOTAL:	240.00
066253	0001	10/21/2014	A HS Chess Club - Bings	03	200	1630	9116	000000 000	50.00	

STATUS (STS) CODES:

A-RECEIPT B-REFUND OF RECEIPT V-VOID REFUND OF RECEIPT X-REDUCTION OF EXPENDITURE
C-APPROPRIATION OR BUDGET MODIFICATIONS D-EXPENSE/SUPPLIES DISTRIBUTION F-FUND TO FUND TRANSFER

DATE: 11/04/2014
 TIME: 08:21

LEXINGTON LOCAL SCHOOLS
 TRANS. BY FUND/RCPT, ALL FUNDS
 DATES 10/01/2014 THRU 10/31/2014
 SORTED BY TRANSACTION NUMBER

PAGE: 15
 (RECLD)

TRANS NO	ITEM NO	TRANS DATE	STS	DESCRIPTION OR SOURCE	TI	FUND	RCPT	SPCC	SUBJ	OPU	TRANS AMOUNT
066272	0001	10/22/2014	A	Chess Club Dues	03	200	1630	9116	000000	000	15.00
066309	0001	10/28/2014	A	Chess Club Dues	03	200	1630	9116	000000	000	5.00
RCPT CODE SUB-TOTAL:											70.00
FUND CODE SUB-TOTAL:											70.00
066258	0001	10/21/2014	A	HS Yearbook Sales	03	200	1620	9119	000000	000	605.00
RCPT CODE SUB-TOTAL:											605.00
066260	0001	10/21/2014	A	HS Yearbook Sales	03	200	1690	9119	000000	000	3,005.00
RCPT CODE SUB-TOTAL:											3,005.00
FUND CODE SUB-TOTAL:											3,610.00
066178	0001	10/07/2014	A	Donation Heartland Church	03	200	1690	9121	000000	000	500.00
066235	0001	10/16/2014	A	NHS Donation - Babcock	03	200	1690	9121	000000	000	200.00
RCPT CODE SUB-TOTAL:											700.00
FUND CODE SUB-TOTAL:											700.00
066196	0001	10/09/2014	A	Choir NY Trip payments	03	300	1690	9116	000000	000	779.00
066199	0001	10/10/2014	A	Choir NY trip payments	03	300	1690	9116	000000	000	3,920.00
066203	0001	10/10/2014	A	Bank Corr on Deposit	03	300	1690	9116	000000	000	20.00
066220	0001	10/14/2014	A	HS Choir NY Trip	03	300	1690	9116	000000	000	720.00
066221	0001	10/14/2014	A	HS Choir NY Trip	03	300	1690	9116	000000	000	1,080.00
066230	0001	10/15/2014	A	HS Choir NY Trip	03	300	1690	9116	000000	000	900.00
066237	0001	10/16/2014	A	HS Choir NY Trip	03	300	1690	9116	000000	000	3,200.00
066243	0001	10/17/2014	A	HS Choir NY Trip	03	300	1690	9116	000000	000	180.00
066255	0001	10/21/2014	A	HS Choir NY Trip	03	300	1690	9116	000000	000	190.00
066256	0001	10/21/2014	A	HS Choir NY Trip	03	300	1690	9116	000000	000	280.00
066281	0001	10/23/2014	A	Choir NY Trip	03	300	1690	9116	000000	000	200.00
066324	0001	10/30/2014	A	Fire & Ice Outfit pynt	03	300	1690	9116	000000	000	72.00
RCPT CODE SUB-TOTAL:											11,501.00
FUND CODE SUB-TOTAL:											11,501.00

STATUS (STS) CODES:

A-RECEIPT B-REFUND OF RECEIPT V-VOID REFUND OF RECEIPT X-REDUCTION OF EXPENDITURE
 C-APPROPRIATION OR BUDGET MODIFICATIONS D-EXPENSE/SUPPLIES DISTRIBUTION F-FUND TO FUND TRANSFER

DATE: 11/04/2014
 TIME: 08:21

LEXINGTON LOCAL SCHOOLS
 TRANS. BY FUND/RCPT, ALL FUNDS
 DATES 10/01/2014 THRU 10/31/2014
 SORTED BY TRANSACTION NUMBER

PAGE: 16
 (RECLD)

TRANS NO	ITEM NO	TRANS DATE	STS	DESCRIPTION OR SOURCE	TI	FUND	RCPT	SPCC	SUBJ	OPU	TRANS AMOUNT
066198	0001	10/10/2014	A	JH PE Vending commission	03	300	1690	9206	000000	000	239.00
RCPT CODE SUB-TOTAL:											239.00
FUND CODE SUB-TOTAL:											239.00
066154	0001	10/01/2014	A	Volleyball Adm 9/30	03	300	1610	9600	000000	702	257.00
066155	0001	10/01/2014	A	JH Football Adm 9/30	03	300	1610	9600	000000	713	298.00
066155	0002	10/01/2014	A	9/30 overage	03	300	1610	9600	000000	713	2.00
066157	0001	10/01/2014	A	Boys Soccer Adm 9/30	03	300	1610	9600	000000	703	679.00
066160	0001	10/02/2014	A	JH Volleyball 10/1	03	300	1610	9600	000000	714	154.00
066169	0001	10/06/2014	A	HS Volleyball Adm 10/2	03	300	1610	9600	000000	702	342.00
066170	0001	10/06/2014	A	Boys Soccer Adm 10/4	03	300	1610	9600	000000	703	626.00
066173	0001	10/06/2014	A	Var FB Adm 10/3	03	300	1610	9600	000000	700	2,844.00
066173	0002	10/06/2014	A	Var FB Pre-sale 10/3	03	300	1610	9600	000000	700	48.00
066173	0004	10/06/2014	A	Var FB 10/3 overage	03	300	1610	9600	000000	700	10.00
066177	0001	10/07/2014	A	Girls Soccer Adm 10/6	03	300	1610	9600	000000	704	188.00
066177	0002	10/07/2014	A	Girls Soccer 10/6 overage	03	300	1610	9600	000000	704	2.00
066187	0001	10/08/2014	A	Boys Soccer Adm 10/8	03	300	1610	9600	000000	703	830.00
066195	0001	10/09/2014	A	JH Football Adm 10/8	03	300	1610	9600	000000	713	412.00
066213	0001	10/14/2014	A	Volleyball Adm 10/9	03	300	1610	9600	000000	702	146.00
066214	0001	10/14/2014	A	FR Football Adm 10/9	03	300	1610	9600	000000	700	174.00
066219	0001	10/14/2014	A	FR Boys Soccer Adm 10/11	03	300	1610	9600	000000	703	433.00
066219	0002	10/14/2014	A	FR Boys Soccer Adm - over	03	300	1610	9600	000000	703	10.00
066249	0001	10/20/2014	A	Var FB Adm 10/17	03	300	1610	9600	000000	700	4,341.00
066249	0002	10/20/2014	A	Var FB 10/17 PreSale	03	300	1610	9600	000000	700	20.00
066293	0001	10/24/2014	A	Fr Boys Football Adm 10/23	03	300	1610	9600	000000	700	195.00
066293	0002	10/24/2014	A	Fr Boys Football overage 10/23	03	300	1610	9600	000000	700	3.00
RCPT CODE SUB-TOTAL:											12,014.00
066173	0003	10/06/2014	A	Var FB Programs 10/3	03	300	1620	9600	000000	700	157.00
066249	0003	10/20/2014	A	Var FB Program Sales 10/17	03	300	1620	9600	000000	000	168.00
RCPT CODE SUB-TOTAL:											325.00
066152	0001	10/01/2014	A	2014/15 Program Ad Sponsor	03	300	1690	9600	000000	000	195.00
066156	0001	10/01/2014	A	2014/15 Program Ad sponsor	03	300	1690	9600	000000	000	450.00
066186	0001	10/08/2014	A	2014/15 Program Ad Sponsors	03	300	1690	9600	000000	000	195.00
066193	0001	10/09/2014	A	2014/15 Program Ad sales	03	300	1690	9600	000000	000	195.00
066212	0001	10/14/2014	A	2014/15 Program Ad Sponsor	03	300	1690	9600	000000	000	125.00
066215	0001	10/14/2014	A	2014/15 Program ad sponsors	03	300	1690	9600	000000	000	195.00
066224	0001	10/14/2014	A	2014/15 Exclusive Ad Sponsor	03	300	1690	9600	000000	000	1,500.00

STATUS (STS) CODES:

A-RECEIPT B-REFUND OF RECEIPT V-VOID REFUND OF RECEIPT X-REDUCTION OF EXPENDITURE
 C-APPROPRIATION OR BUDGET MODIFICATIONS D-EXPENSE/SUPPLIES DISTRIBUTION F-FUND TO FUND TRANSFER

DATE: 11/04/2014
 TIME: 08:21

LEXINGTON LOCAL SCHOOLS
 TRANS. BY FUND/RCPT, ALL FUNDS
 DATES 10/01/2014 THRU 10/31/2014
 SORTED BY TRANSACTION NUMBER

PAGE: 17
 (RECLE)

TRANS NO	ITEM NO	TRANS DATE	STS	DESCRIPTION OR SOURCE	TI	FUND	RCPT	SPCC	SUBJ	OPU	TRANS AMOUNT
066245	0001	10/17/2014	A	2014/15 Program Ad Sponsor	03	300	1690	9600	000000	000	325.00
066294	0001	10/24/2014	A	2014/15 Program Ad Sponsor	03	300	1690	9600	000000	000	275.00
066299	0001	10/24/2014	A	2014/15 CenturyTel Rebate	03	300	1690	9600	000000	000	5,508.02
066301	0001	10/24/2014	A	2014/15 CenturyTel Rebate	03	300	1690	9600	000000	000	5,508.02-
066325	0001	10/30/2014	A	2014/15 Program Ad Sales	03	300	1690	9600	000000	000	160.00
RCPT CODE SUB-TOTAL:											3,615.00
066150	0001	10/01/2014	A	2014 CC Invit Entry Fee	03	300	1890	9600	000000	701	80.00
066151	0001	10/01/2014	A	2014 Girls Tennis Invit Fee	03	300	1890	9600	000000	705	120.00
066161	0001	10/02/2014	A	2014/15 CC Invit Entry Fee	03	300	1890	9600	000000	701	180.00
066169	0002	10/06/2014	A	Volleyball don 10/2	03	300	1890	9600	000000	702	16.00
066201	0001	10/21/2014	B	BOYS JV GOLF REFUND	03	300	1890	9600	000000	706	170.00-
066242	0001	10/17/2014	A	Girls Golf Invit Entry Fee	03	300	1890	9600	000000	706	160.00
066275	0001	10/22/2014	A	2014 Boys Golf Invit Fee	03	300	1890	9600	000000	706	190.00
RCPT CODE SUB-TOTAL:											576.00
FUND CODE SUB-TOTAL:											16,530.00
066333	0001	10/31/2014	A	Network Connectivity Revenue	03	451	3219	9015	000000	000	4,500.00
RCPT CODE SUB-TOTAL:											4,500.00
FUND CODE SUB-TOTAL:											4,500.00
066288	0001	10/23/2014	A	Rttt Revenue	03	506	4220	9015	000000	000	6,735.44
RCPT CODE SUB-TOTAL:											6,735.44
FUND CODE SUB-TOTAL:											6,735.44
066295	0001	10/24/2014	A	IDEA-B Revenue	03	516	4220	9015	000000	000	632.17
066296	0001	10/24/2014	A	IDEA-B Revenue	03	516	4220	9015	000000	000	632.17-
066298	0001	10/24/2014	A	IDEA-B Revenue	03	516	4220	9015	000000	000	66,577.26
RCPT CODE SUB-TOTAL:											66,577.26
FUND CODE SUB-TOTAL:											66,577.26

STATUS (STS) CODES:

A-RECEIPT B-REFUND OF RECEIPT V-VOID REFUND OF RECEIPT X-REDUCTION OF EXPENDITURE
 C-APPROPRIATION OR BUDGET MODIFICATIONS D-EXPENSE/SUPPLIES DISTRIBUTION F-FUND TO FUND TRANSFER

DATE: 11/04/2014
TIME: 08:21

LEXINGTON LOCAL SCHOOLS
TRANS. BY FUND/RCPT, ALL FUNDS
DATES 10/01/2014 THRU 10/31/2014
SORTED BY TRANSACTION NUMBER

PAGE: 18
(RECLD)

TRANS NO	ITEM NO	TRANS DATE	STS DESCRIPTION OR SOURCE	TI	FUND	RCPT	SPCC	SUBJ	OPU	TRANS AMOUNT	
066316	0001	10/28/2014	A Title I Revenue	03	572	4220	9015	000000	000	54,390.05	
										RCPT CODE SUB-TOTAL:	54,390.05
										FUND CODE SUB-TOTAL:	54,390.05
066297	0001	10/24/2014	A Early Childhood Sp Ed, IDEA	03	587	4220	9015	000000	000	632.17	
										RCPT CODE SUB-TOTAL:	632.17
										FUND CODE SUB-TOTAL:	632.17
066315	0001	10/28/2014	A Title II-A Revenue	03	590	4220	9015	000000	000	8,889.22	
										RCPT CODE SUB-TOTAL:	8,889.22
										FUND CODE SUB-TOTAL:	8,889.22
										GRAND TOTAL:	2,344,626.41

STATUS (STS) CODES:

A-RECEIPT B-REFUND OF RECEIPT V-VOID REFUND OF RECEIPT X-REDUCTION OF EXPENDITURE
C-APPROPRIATION OR BUDGET MODIFICATIONS D-EXPENSE/SUPPLIES DISTRIBUTION F-FUND TO FUND TRANSFER

Date: 11/04/14
 Time: 8:29 am

LEXINGTON LOCAL SCHOOLS
 Revenue Account Summary
 SORTED BY FUND-SCC/ACCT

	FYTD Receivable	FYTD Actual Receipts	MTD Actual Receipts	YTD Actual Receipts	FYTD Balance Receivable	FYTD Percent Received
*****TOTAL FOR FUND-SCC 001 0000 (GENERAL FUND):	22,373,945.00	9,340,442.49	1,701,532.11	21,285,683.34	13,033,502.51	41.75
*****TOTAL FOR FUND-SCC 001 9412 (GENERAL BUDGET RESERVE SET-ASIDE-1%/BMC):	0.00	0.00	0.00	0.00	0.00	0.00
*****TOTAL FOR FUND-SCC 001 9800 (FINGERPRINT PAYMENT CLEARING ACCOUNT):	0.00	0.00	0.00	0.00	0.00	0.00
*****TOTAL FOR FUND-SCC 002 0000 (BOND RETIREMENT FUND):	0.00	0.00	0.00	0.00	0.00	0.00
*****TOTAL FOR FUND-SCC 003 0000 (PERMANENT IMPROVEMENT FUND):	600,000.00	306,038.52	42,472.96	685,328.40	293,961.48	51.01
*****TOTAL FOR FUND-SCC 006 0000 (FOOD SERVICE FUND):	805,246.00	183,580.37	103,112.94	745,739.68	621,665.63	22.80
*****TOTAL FOR FUND-SCC 007 9003 (FRAN & WARREN RUFF SCHOLARSHIP):	0.00	0.00	0.00	0.00	0.00	0.00
*****TOTAL FOR FUND-SCC 007 9800 (TERRY McCAMMON SCHOLARSHIP FUND):	200.00	505.49	1.38	2,792.56	305.49	252.75
*****TOTAL FOR FUND-SCC 007 9801 (MINUTEMAN ALUMNI SCHOLARSHIP FUND):	2.00	0.75	0.19	1.89	1.25	37.50
*****TOTAL FOR FUND-SCC 007 9999 (LEXINGTON SCHOOLS TRUST FUND):	0.00	0.00	0.00	0.00	0.00	0.00

*** NOTE!! ONLY ACTIVE ACCOUNTS HAVE BEEN SELECTED, TOTALS MAY EXCLUDE AMOUNTS THAT ARE RELATED TO INACTIVE ACCOUNTS. ***

Date: 11/04/14
Time: 8:29 am

LEXINGTON LOCAL SCHOOLS
Revenue Account Summary
SORTED BY FUND-SCC/ACCT

	FYTD Receivable	FYTD Actual Receipts	MTD Actual Receipts	YTD Actual Receipts	FYTD Balance Receivable	FYTD Percent Received
*****TOTAL FOR FUND-SCC 018 9100 (HIGH SCHOOL PRINCIPAL'S FUND):	10,384.00	2,560.44	692.17	6,999.31	7,823.56	24.66
*****TOTAL FOR FUND-SCC 018 9200 (JUNIOR HIGH PRINCIPAL'S FUND):	7,957.00	7,869.21	121.21	8,917.30	87.79	98.90
*****TOTAL FOR FUND-SCC 018 9300 (EASTERN PRINCIPAL'S FUND):	7,029.00	859.32	77.07	5,162.70	6,169.68	12.23
*****TOTAL FOR FUND-SCC 018 9301 (EASTERN ELEMENTARY BOOKFAIR/BOXTOPS FUND):	9,560.00	0.00	0.00	9,550.18	9,560.00	0.00
*****TOTAL FOR FUND-SCC 018 9400 (CENTRAL PRINCIPAL'S FUND):	5,754.00	1,639.37	407.00	3,425.87	4,114.63	28.49
*****TOTAL FOR FUND-SCC 018 9401 (CENTRAL ELEMENTARY BOOKFAIR FUND):	5,273.00	4,524.86	4,504.86	5,879.72	748.14	85.81
*****TOTAL FOR FUND-SCC 018 9500 (WESTERN PRINCIPAL'S FUND):	6,508.00	2,682.93	135.56	4,749.36	3,825.07	41.23
*****TOTAL FOR FUND-SCC 018 9501 (WESTERN ELEMENTARY BOOKFAIR/BOXTOPS FUND):	5,677.00	4,340.26	4,340.26	6,845.35	1,336.74	76.45
*****TOTAL FOR FUND-SCC 018 9502 (HIGH SCHOOL ACADEMIC BOOSTERS FUND):	0.00	0.00	0.00	0.00	0.00	0.00
*****TOTAL FOR FUND-SCC 018 9901 (JUNIOR HIGH TEACHER ADVISORY FUND):	0.00	0.00	0.00	0.00	0.00	0.00

*** NOTE!! ONLY ACTIVE ACCOUNTS HAVE BEEN SELECTED, TOTALS MAY EXCLUDE AMOUNTS THAT ARE RELATED TO INACTIVE ACCOUNTS. ***

Date: 11/04/14
 Time: 8:29 am

LEXINGTON LOCAL SCHOOLS
 Revenue Account Summary
 SORTED BY FUND-SCC/ACCT

	FYTD Receivable	FYTD Actual Receipts	MTD Actual Receipts	YTD Actual Receipts	FYTD Balance Receivable	FYTD Percent Received
*****TOTAL FOR FUND-SCC 019 9001 (ACADEMIC BOOSTERS GRANTS):	2,755.00	0.00	0.00	2,755.00	2,755.00	0.00
*****TOTAL FOR FUND-SCC 019 9121 (CENTRAL ELEMENTARY PTO GRANTS):	237.00	3,063.79	15.52	3,183.80	2,826.79-	0.00
*****TOTAL FOR FUND-SCC 019 9122 (EASTERN ELEMENTARY PTO GRANTS):	237.00	3,063.76	15.52	3,183.72	2,826.76-	0.00
*****TOTAL FOR FUND-SCC 019 9123 (WESTERN ELEMENTARY PTO GRANTS):	237.00	6,063.78	15.52	6,183.80	5,826.78-	0.00
*****TOTAL FOR FUND-SCC 019 9200 (RICHLAND COUNTY FOUNDATION GRANT PLAYGROUND):	71,760.27	71,760.27	0.00	71,760.27	0.00	100.00
*****TOTAL FOR FUND-SCC 019 9201 (RICHLAND COUNTY FOUNDATION GRANT CENTRAL PRID):	0.00	0.00	0.00	0.00	0.00	0.00
*****TOTAL FOR FUND-SCC 019 9202 (RICHLAND COUNTY FOUNDATION GRANT-HENSEL FY15):	0.00	584.05	0.00	584.05	584.05-	0.00
*****TOTAL FOR FUND-SCC 019 9204 (RICHLAND COUNTY FOUNDATION GRANT-PELPHREY 15):	0.00	987.41	0.00	987.41	987.41-	0.00
*****TOTAL FOR FUND-SCC 019 9303 (OHIO POWER GRANT (BERRY)):	0.00	0.00	0.00	0.00	0.00	0.00
*****TOTAL FOR FUND-SCC 019 9616 (WALMART TEACHER OF THE YEAR-DANIELLE SAVAGE):	0.00	0.00	0.00	0.00	0.00	0.00

*** NOTE!! ONLY ACTIVE ACCOUNTS HAVE BEEN SELECTED, TOTALS MAY EXCLUDE AMOUNTS THAT ARE RELATED TO INACTIVE ACCOUNTS. ***

LEXINGTON LOCAL SCHOOLS
 Revenue Account Summary
 SORTED BY FUND-SCC/ACCT

	FYTD Receivable	FYTD Actual Receipts	MTD Actual Receipts	YTD Actual Receipts	FYTD Balance Receivable	FYTD Percent Received
*****TOTAL FOR FUND-SCC 022 9601 (OHSAA TOURNAMENT AGENCY FUND):	60,000.00	3,846.00	3,846.00	42,212.06	56,154.00	6.41
*****TOTAL FOR FUND-SCC 024 0000 (EMPLOYEE BENEFITS FUND FOR MEDICAL/DENTAL):	3,308,520.00	1,219,895.36	307,033.27	3,051,642.34	2,088,624.64	36.87
*****TOTAL FOR FUND-SCC 200 9101 (HIGH SCHOOL ART CLUB):	0.00	0.00	0.00	0.00	0.00	0.00
*****TOTAL FOR FUND-SCC 200 9102 (HIGH SCHOOL DRAMA CLUB):	4,638.00	0.00	0.00	936.00	4,638.00	0.00
*****TOTAL FOR FUND-SCC 200 9103 (HIGH SCHOOL MATH CLUB):	100.00	0.00	0.00	0.00	100.00	0.00
*****TOTAL FOR FUND-SCC 200 9104 (HIGH SCHOOL LEADERSHIP COUNCIL):	0.00	0.00	0.00	0.00	0.00	0.00
*****TOTAL FOR FUND-SCC 200 9105 (HIGH SCHOOL FRENCH CLUB):	298.00	0.00	0.00	0.00	298.00	0.00
*****TOTAL FOR FUND-SCC 200 9107 (HIGH SCHOOL SPANISH CLUB):	505.00	0.00	0.00	10.00	505.00	0.00
*****TOTAL FOR FUND-SCC 200 9108 (HIGH SCHOOL LEO CLUB):	2,231.00	1,318.73	1,318.73	2,056.75	912.27	59.11
*****TOTAL FOR FUND-SCC 200 9114 (HIGH SCHOOL STUDENT COUNCIL FUND):	3,303.00	370.00	370.00	3,132.40	2,933.00	11.20

*** NOTE!! ONLY ACTIVE ACCOUNTS HAVE BEEN SELECTED, TOTALS MAY EXCLUDE AMOUNTS THAT ARE RELATED TO INACTIVE ACCOUNTS. ***

Date: 11/04/14
 Time: 8:29 am

LEXINGTON LOCAL SCHOOLS
 Revenue Account Summary
 SORTED BY FUND-SCC/ACCT

	FYTD Receivable	FYTD Actual Receipts	MTD Actual Receipts	YTD Actual Receipts	FYTD Balance Receivable	FYTD Percent Received
*****TOTAL FOR FUND-SCC 200 9115 (HIGH SCHOOL KEY CLUB):	1,494.00	240.00	240.00	542.00	1,254.00	16.06
*****TOTAL FOR FUND-SCC 200 9116 (HIGH SCHOOL CHESS CLUB):	0.00	70.00	70.00	70.00	70.00-	0.00
*****TOTAL FOR FUND-SCC 200 9119 (HIGH SCHOOL YEARBOOK FUND):	14,210.00	7,760.00	3,610.00	14,475.00	6,450.00	54.61
*****TOTAL FOR FUND-SCC 200 9120 (HIGH SCHOOL JOURNALISM FUND):	467.00	0.00	0.00	180.60	467.00	0.00
*****TOTAL FOR FUND-SCC 200 9121 (HIGH SCHOOL NATIONAL HONOR SOCIETY):	3,192.00	700.00	700.00	1,254.00	2,492.00	21.93
*****TOTAL FOR FUND-SCC 200 9160 (HIGH SCHOOL GERMAN CLUB):	0.00	0.00	0.00	0.00	0.00	0.00
*****TOTAL FOR FUND-SCC 200 9201 (JUNIOR HIGH ART CLUB):	0.00	0.00	0.00	0.00	0.00	0.00
*****TOTAL FOR FUND-SCC 200 9204 (JUNIOR HIGH STUDENT COUNCIL FUND):	667.00	0.00	0.00	227.55	667.00	0.00
*****TOTAL FOR FUND-SCC 200 9205 (JUNIOR HIGH LIBRARY CLUB):	0.00	0.00	0.00	0.00	0.00	0.00
*****TOTAL FOR FUND-SCC 200 9301 (EASTERN ELEMENTARY STUDENT ACTIVITY FUND):	239.00	0.00	0.00	239.29	239.00	0.00

*** NOTE!! ONLY ACTIVE ACCOUNTS HAVE BEEN SELECTED, TOTALS MAY EXCLUDE AMOUNTS THAT ARE RELATED TO INACTIVE ACCOUNTS. ***

Date: 11/04/14
 Time: 8:29 am

LEXINGTON LOCAL SCHOOLS
 Revenue Account Summary
 SORTED BY FUND-SCC/ACCT

	FYTD Receivable	FYTD Actual Receipts	MTD Actual Receipts	YTD Actual Receipts	FYTD Balance Receivable	FYTD Percent Received
*****TOTAL FOR FUND-SCC 200 9401 (CENTRAL ELEMENTARY STUDENT ACTIVITY FUND):	0.00	0.00	0.00	0.00	0.00	0.00
*****TOTAL FOR FUND-SCC 200 9611 (HIGH SCHOOL INFORMED TEENS FUND):	110.00	0.00	0.00	0.00	110.00	0.00
*****TOTAL FOR FUND-SCC 200 9612 (JUNIOR HIGH INFORMED TEENS FUND):	222.00	0.00	0.00	0.00	222.00	0.00
*****TOTAL FOR FUND-SCC 300 9015 (NETWORK CONNECTIVITY FY9015):	0.00	0.00	0.00	0.00	0.00	0.00
*****TOTAL FOR FUND-SCC 300 9106 (HIGH SCHOOL INTRAMURALS):	0.00	0.00	0.00	0.00	0.00	0.00
*****TOTAL FOR FUND-SCC 300 9115 (JAZZ BAND):	1,265.00	0.00	0.00	1,265.00	1,265.00	0.00
*****TOTAL FOR FUND-SCC 300 9116 (CHOIR):	462.00	16,751.00	11,501.00	17,087.60	16,289.00	0.00
*****TOTAL FOR FUND-SCC 300 9206 (JUNIOR HIGH PHYS ED DEPARTMENT FUND):	6,000.00	724.00	239.00	1,631.00	5,276.00	12.07
*****TOTAL FOR FUND-SCC 300 9210 (JR HIGH INSTRUMENTAL):	0.00	0.00	0.00	0.00	0.00	0.00
*****TOTAL FOR FUND-SCC 300 9600 (ATHLETIC FUND):	200,000.00	122,154.21	16,530.00	185,120.77	77,845.79	61.08

*** NOTE!! ONLY ACTIVE ACCOUNTS HAVE BEEN SELECTED, TOTALS MAY EXCLUDE AMOUNTS THAT ARE RELATED TO INACTIVE ACCOUNTS. ***

	FYTD Receivable	FYTD Actual Receipts	MTD Actual Receipts	YTD Actual Receipts	FYTD Balance Receivable	FYTD Percent Received
*****TOTAL FOR FUND-SCC 300 9601 (ATHLETIC TOURNAMENT FUND):	0.00	0.00	0.00	0.00	0.00	0.00
*****TOTAL FOR FUND-SCC 300 9602 (ORCHESTRA):	0.00	0.00	0.00	0.00	0.00	0.00
*****TOTAL FOR FUND-SCC 300 9603 (ELEMENTARY MUSIC):	0.00	0.00	0.00	0.00	0.00	0.00
*****TOTAL FOR FUND-SCC 300 9605 (BAND):	0.00	0.00	0.00	0.00	0.00	0.00
*****TOTAL FOR FUND-SCC 451 9013 (NETWORK CONNECTIVITY - FY 2013):	0.00	0.00	0.00	0.00	0.00	0.00
*****TOTAL FOR FUND-SCC 451 9015 (Network Connectivity FY 2015):	0.00	4,500.00	4,500.00	4,500.00	4,500.00-	0.00
*****TOTAL FOR FUND-SCC 506 9012 (RACE TO THE TOP GRANT FY12):	0.00	0.00	0.00	0.00	0.00	0.00
*****TOTAL FOR FUND-SCC 506 9013 (RACE TO THE TOP GRANT FY13):	0.00	0.00	0.00	0.00	0.00	0.00
*****TOTAL FOR FUND-SCC 506 9014 (RACE TO THE TOP GRANT FY14):	0.00	2,868.24-	0.00	9,246.44	2,868.24	0.00
*****TOTAL FOR FUND-SCC 506 9015 (RACE TO THE TOP GRANT FY15):	20,000.00	20,084.48	6,735.44	20,084.48	84.48-	100.42

*** NOTE!! ONLY ACTIVE ACCOUNTS HAVE BEEN SELECTED, TOTALS MAY EXCLUDE AMOUNTS THAT ARE RELATED TO INACTIVE ACCOUNTS. ***

Date: 11/04/14
 Time: 8:29 am

LEXINGTON LOCAL SCHOOLS
 Revenue Account Summary
 SORTED BY FUND-SCC/ACCT

	FYTD Receivable	FYTD Actual Receipts	MTD Actual Receipts	YTD Actual Receipts	FYTD Balance Receivable	FYTD Percent Received
*****TOTAL FOR FUND-SCC 506 9913 (OHIO RESIDENT EDUCATOR PROGRAM):	0.00	0.00	0.00	0.00	0.00	0.00
*****TOTAL FOR FUND-SCC 506 9914 (OHIO RESIDENT EDUCATOR PROGRAM):	0.00	0.00	0.00	1,750.00	0.00	0.00
*****TOTAL FOR FUND-SCC 516 9013 (IDEA-B SPECIAL EDUCATION FY13):	0.00	0.00	0.00	0.00	0.00	0.00
*****TOTAL FOR FUND-SCC 516 9014 (IDEA-B SPECIAL EDUCATION FY14):	160,806.17	26,015.57	0.00	209,560.73	134,790.60	16.18
*****TOTAL FOR FUND-SCC 516 9015 (IDEA-B SPECIAL EDUCATION FY15):	414,970.29	84,996.23	66,577.26	84,996.23	329,974.06	20.48
*****TOTAL FOR FUND-SCC 551 9013 (TITLE III LEP FY13):	0.00	0.00	0.00	0.00	0.00	0.00
*****TOTAL FOR FUND-SCC 572 9013 (TITLE I TARGETED ASSISTANCE FY13):	0.00	0.00	0.00	0.00	0.00	0.00
*****TOTAL FOR FUND-SCC 572 9014 (TITLE I FY14):	133,570.37	28,564.31	0.00	149,908.39	105,006.06	21.39
*****TOTAL FOR FUND-SCC 572 9015 (TITLE I FY15):	289,075.44	77,055.28	54,390.05	77,055.28	212,020.16	26.66
*****TOTAL FOR FUND-SCC 587 9015 (EARLY CHILDHOOD SPECIAL EDUCATION IDEA FY15):	2,462.44	632.17	632.17	632.17	1,830.27	25.67

*** NOTE!! ONLY ACTIVE ACCOUNTS HAVE BEEN SELECTED, TOTALS MAY EXCLUDE AMOUNTS THAT ARE RELATED TO INACTIVE ACCOUNTS. ***

Date: 11/04/14
Time: 8:29 am

LEXINGTON LOCAL SCHOOLS
Revenue Account Summary
SORTED BY FUND-SCC/ACCT

Page: 9
(REVSUM)

	FYTD Receivable	FYTD Actual Receipts	MTD Actual Receipts	YTD Actual Receipts	FYTD Balance Receivable	FYTD Percent Received
*****TOTAL FOR FUND-SCC 590 9013 (TITLE II-A IMPROVING TEACHER QUALITY FY13):	0.00	0.00	0.00	0.00	0.00	0.00
*****TOTAL FOR FUND-SCC 590 9014 (TITLE II-A IMPROVING TEACHER QUALITY FY14):	0.00	0.00	0.00	21,809.96	0.00	0.00
*****TOTAL FOR FUND-SCC 590 9015 (TITLE II-A IMPROVING TEACHER QUALITY FY15):	47,148.45	13,437.55	8,889.22	13,437.55	33,710.90	28.50
*****TOTAL FOR FUND-SCC 599 9013 (NATIONAL SCHOOL LUNCH EXPANSION GRANT FY13):	0.00	0.00	0.00	0.00	0.00	0.00
*****GRAND TOTALS:	28,588,717.43	11,566,813.72	2,344,626.41	26,774,777.30	17,021,903.71	40.46

*** NOTE!! ONLY ACTIVE ACCOUNTS HAVE BEEN SELECTED, TOTALS MAY EXCLUDE AMOUNTS THAT ARE RELATED TO INACTIVE ACCOUNTS. ***

Date: 11/04/14
 Time: 8:29 am

LEXINGTON LOCAL SCHOOLS
 Appropriation Account Summary
 SORTED BY FUND-SCC

FYTD Appropriated	Prior FY Carryover Encumbrances	FYTD Expendable	FYTD Actual Expenditures	MTD Actual Expenditures	Current Encumbrances	FYTD Unencumbered Balance	FYTD Percent Exp/Enc
*****TOTAL FOR FUND-SCC 001 0000 (GENERAL FUND):							
21,482,366.00	196,101.99	21,678,467.99	6,638,190.98	1,757,566.72	1,697,626.48	13,342,650.53	38.45
*****TOTAL FOR FUND-SCC 001 9412 (GENERAL BUDGET RESERVE SET-ASIDE-1%/BMC):							
0.00	0.00	0.00	0.00	0.00	0.00	0.00	0.00
*****TOTAL FOR FUND-SCC 001 9800 (FINGERPRINT PAYMENT CLEARING ACCOUNT):							
0.00	0.00	0.00	0.00	0.00	0.00	0.00	0.00
*****TOTAL FOR FUND-SCC 002 0000 (BOND RETIREMENT FUND):							
0.00	0.00	0.00	0.00	0.00	0.00	0.00	0.00
*****TOTAL FOR FUND-SCC 003 0000 (PERMANENT IMPROVEMENT FUND):							
780,174.11	2,892.83	783,066.94	533,701.14	169,279.65	208,239.68	41,126.12	94.75
*****TOTAL FOR FUND-SCC 006 0000 (FOOD SERVICE FUND):							
805,098.00	0.00	805,098.00	246,221.60	66,630.75	225,766.47	333,109.93	58.62
*****TOTAL FOR FUND-SCC 007 9003 (FRAN & WARREN RUPP SCHOLARSHIP):							
0.00	0.00	0.00	0.00	0.00	0.00	0.00	0.00
*****TOTAL FOR FUND-SCC 007 9800 (TERRY McCAMMON SCHOLARSHIP FUND):							
2,000.00	0.00	2,000.00	0.00	0.00	0.00	2,000.00	0.00
*****TOTAL FOR FUND-SCC 007 9801 (MINUTEMAN ALUMNI SCHOLARSHIP FUND):							
1,000.00	0.00	1,000.00	0.00	0.00	0.00	1,000.00	0.00
*****TOTAL FOR FUND-SCC 007 9999 (LEXINGTON SCHOOLS TRUST FUND):							
0.00	0.00	0.00	0.00	0.00	0.00	0.00	0.00

*** NOTE!! ONLY ACTIVE ACCOUNTS HAVE BEEN SELECTED, TOTALS MAY EXCLUDE AMOUNTS THAT ARE RELATED TO INACTIVE ACCOUNTS. ***

Date: 11/04/14
 Time: 8:29 am

LEXINGTON LOCAL SCHOOLS
 Appropriation Account Summary
 SORTED BY FUND-SCC

Page: 2
 (APPSUM)

FYTD Appropriated	Prior FY Carryover Encumbrances	FYTD Expendable	FYTD Actual Expenditures	MTD Actual Expenditures	Current Encumbrances	FYTD Unencumbered Balance	FYTD Percent Exp/Enc
*****TOTAL FOR FUND-SCC 018 9100 (HIGH SCHOOL PRINCIPAL'S FUND):							
10,049.00	0.00	10,049.00	2,122.38	2,019.38	7,909.49	17.13	99.83
*****TOTAL FOR FUND-SCC 018 9200 (JUNIOR HIGH PRINCIPAL'S FUND):							
8,692.00	0.00	8,692.00	507.33	456.33	6,779.00	1,405.67	83.83
*****TOTAL FOR FUND-SCC 018 9300 (EASTERN PRINCIPAL'S FUND):							
12,360.00	579.23	12,939.23	1,113.76	279.36	696.16	11,129.31	13.99
*****TOTAL FOR FUND-SCC 018 9301 (EASTERN ELEMENTARY BOOKFAIR/BOXTOPS FUND):							
6,772.00	0.00	6,772.00	116.63	0.00	4,000.00	2,655.37	60.79
*****TOTAL FOR FUND-SCC 018 9400 (CENTRAL PRINCIPAL'S FUND):							
7,375.00	274.60	7,649.60	209.84	209.84	2,015.43	5,424.33	29.09
*****TOTAL FOR FUND-SCC 018 9401 (CENTRAL ELEMENTARY BOOKFAIR FUND):							
5,150.00	0.00	5,150.00	0.00	0.00	7,622.88	2,472.88	148.02
*****TOTAL FOR FUND-SCC 018 9500 (WESTERN PRINCIPAL'S FUND):							
8,240.00	501.47	8,741.47	0.00	0.00	199.97	8,541.50	2.29
*****TOTAL FOR FUND-SCC 018 9501 (WESTERN ELEMENTARY BOOKFAIR/BOXTOPS FUND):							
6,006.00	0.00	6,006.00	0.00	0.00	6,000.00	6.00	99.90
*****TOTAL FOR FUND-SCC 018 9502 (HIGH SCHOOL ACADEMIC BOOSTERS FUND):							
0.00	0.00	0.00	0.00	0.00	0.00	0.00	0.00
*****TOTAL FOR FUND-SCC 018 9901 (JUNIOR HIGH TEACHER ADVISORY FUND):							
0.00	0.00	0.00	0.00	0.00	0.00	0.00	0.00

*** NOTE!! ONLY ACTIVE ACCOUNTS HAVE BEEN SELECTED, TOTALS MAY EXCLUDE AMOUNTS THAT ARE RELATED TO INACTIVE ACCOUNTS. ***

LEXINGTON LOCAL SCHOOLS
 Appropriation Account Summary
 SORTED BY FUND-SCC

FYTD Appropriated	Prior FY Carryover Encumbrances	FYTD Expendable	FYTD Actual Expenditures	MTD Actual Expenditures	Current Encumbrances	FYTD Unencumbered Balance	FYTD Percent Exp/Enc
*****TOTAL FOR FUND-SCC 019 9001 (ACADEMIC BOOSTERS GRANTS):							
5,994.00	0.00	5,994.00	1,459.00	0.00	1,000.00	3,535.00	41.02
*****TOTAL FOR FUND-SCC 019 9121 (CENTRAL ELEMENTARY PTO GRANTS):							
263.00	0.00	263.00	26.01	0.00	0.00	236.99	9.89
*****TOTAL FOR FUND-SCC 019 9122 (EASTERN ELEMENTARY PTO GRANTS):							
2,217.00	100.00	2,317.00	549.00	549.00	100.00	1,668.00	28.01
*****TOTAL FOR FUND-SCC 019 9123 (WESTERN ELEMENTARY PTO GRANTS):							
2,492.00	0.00	2,492.00	4,000.00	0.00	647.64	2,155.64	186.50
*****TOTAL FOR FUND-SCC 019 9200 (RICHLAND COUNTY FOUNDATION GRANT PLAYGROUND):							
73,692.27	0.00	73,692.27	71,760.27	0.00	0.00	1,932.00	97.38
*****TOTAL FOR FUND-SCC 019 9201 (RICHLAND COUNTY FOUNDATION GRANT CENTRAL PRID):							
0.00	0.00	0.00	0.00	0.00	0.00	0.00	0.00
*****TOTAL FOR FUND-SCC 019 9202 (RICHLAND COUNTY FOUNDATION GRANT-HENSEL FY15):							
584.05	0.00	584.05	0.00	0.00	506.04	78.01	86.64
*****TOTAL FOR FUND-SCC 019 9204 (RICHLAND COUNTY FOUNDATION GRANT-PELPHREY 15):							
987.41	0.00	987.41	0.00	0.00	0.00	987.41	0.00
*****TOTAL FOR FUND-SCC 019 9303 (OHIO POWER GRANT (BERRY)):							
0.00	0.00	0.00	0.00	0.00	0.00	0.00	0.00
*****TOTAL FOR FUND-SCC 019 9616 (WALMART TEACHER OF THE YEAR-DANIELLE SAVAGE):							
0.00	0.00	0.00	0.00	0.00	0.00	0.00	0.00

*** NOTE!! ONLY ACTIVE ACCOUNTS HAVE BEEN SELECTED, TOTALS MAY EXCLUDE AMOUNTS THAT ARE RELATED TO INACTIVE ACCOUNTS. ***

LEXINGTON LOCAL SCHOOLS
 Appropriation Account Summary
 SORTED BY FUND-SCC

FYTD Appropriated	Prior FY Carryover Encumbrances	FYTD Expendable	FYTD Actual Expenditures	MTD Actual Expenditures	Current Encumbrances	FYTD Unencumbered Balance	FYTD Percent Exp/Enc
*****TOTAL FOR FUND-SCC 022 9601 (OHSAA TOURNAMENT AGENCY FUND):							
60,000.00	0.00	60,000.00	1,472.20	1,326.68	48,673.32	9,854.48	83.58
*****TOTAL FOR FUND-SCC 024 0000 (EMPLOYEE BENEFITS FUND FOR MEDICAL/DENTAL):							
3,502,000.00	0.00	3,502,000.00	1,282,023.94	321,916.34	22,000.00	2,197,976.06	37.24
*****TOTAL FOR FUND-SCC 200 9101 (HIGH SCHOOL ART CLUB):							
93.76	0.00	93.76	0.00	0.00	0.00	93.76	0.00
*****TOTAL FOR FUND-SCC 200 9102 (HIGH SCHOOL DRAMA CLUB):							
13,500.00	855.51	14,355.51	4,500.00	4,000.00	755.51	9,100.00	36.61
*****TOTAL FOR FUND-SCC 200 9103 (HIGH SCHOOL MATH CLUB):							
143.00	0.00	143.00	0.00	0.00	0.00	143.00	0.00
*****TOTAL FOR FUND-SCC 200 9104 (HIGH SCHOOL LEADERSHIP COUNCIL):							
400.00	0.00	400.00	0.00	0.00	0.00	400.00	0.00
*****TOTAL FOR FUND-SCC 200 9105 (HIGH SCHOOL FRENCH CLUB):							
260.00	0.00	260.00	0.00	0.00	0.00	260.00	0.00
*****TOTAL FOR FUND-SCC 200 9107 (HIGH SCHOOL SPANISH CLUB):							
716.00	0.00	716.00	0.00	0.00	0.00	716.00	0.00
*****TOTAL FOR FUND-SCC 200 9108 (HIGH SCHOOL LEO CLUB):							
3,201.00	69.88	3,270.88	151.40	151.40	1,418.48	1,701.00	48.00
*****TOTAL FOR FUND-SCC 200 9114 (HIGH SCHOOL STUDENT COUNCIL FUND):							
3,458.00	0.00	3,458.00	0.00	0.00	950.00	2,508.00	27.47

*** NOTE!! ONLY ACTIVE ACCOUNTS HAVE BEEN SELECTED, TOTALS MAY EXCLUDE AMOUNTS THAT ARE RELATED TO INACTIVE ACCOUNTS. ***

LEXINGTON LOCAL SCHOOLS
 Appropriation Account Summary
 SORTED BY FUND-SCC

FYTD Appropriated	Prior FY Carryover Encumbrances	FYTD Expendable	FYTD Actual Expenditures	MTD Actual Expenditures	Current Encumbrances	FYTD Unencumbered Balance	FYTD Percent Exp/Enc
*****TOTAL FOR FUND-SCC 200 9115 (HIGH SCHOOL KEY CLUB):							
2,500.00	0.00	2,500.00	0.00	0.00	0.00	2,500.00	0.00
*****TOTAL FOR FUND-SCC 200 9116 (HIGH SCHOOL CHESS CLUB):							
0.00	0.00	0.00	0.00	0.00	0.00	0.00	0.00
*****TOTAL FOR FUND-SCC 200 9119 (HIGH SCHOOL YEARBOOK FUND):							
41,677.00	246.01	41,923.01	4,167.06	285.86	13,174.15	24,581.80	41.36
*****TOTAL FOR FUND-SCC 200 9120 (HIGH SCHOOL JOURNALISM FUND):							
623.00	0.00	623.00	0.00	0.00	0.00	623.00	0.00
*****TOTAL FOR FUND-SCC 200 9121 (HIGH SCHOOL NATIONAL HONOR SOCIETY):							
3,300.00	0.00	3,300.00	91.23	0.00	1,000.33	2,208.44	33.08
*****TOTAL FOR FUND-SCC 200 9160 (HIGH SCHOOL GERMAN CLUB):							
55.00	0.00	55.00	0.00	0.00	0.00	55.00	0.00
*****TOTAL FOR FUND-SCC 200 9201 (JUNIOR HIGH ART CLUB):							
0.00	0.00	0.00	0.00	0.00	0.00	0.00	0.00
*****TOTAL FOR FUND-SCC 200 9204 (JUNIOR HIGH STUDENT COUNCIL FUND):							
967.00	0.00	967.00	0.00	0.00	200.00	767.00	20.68
*****TOTAL FOR FUND-SCC 200 9205 (JUNIOR HIGH LIBRARY CLUB):							
77.65	0.00	77.65	0.00	0.00	0.00	77.65	0.00
*****TOTAL FOR FUND-SCC 200 9301 (EASTERN ELEMENTARY STUDENT ACTIVITY FUND):							
586.00	0.00	586.00	0.00	0.00	500.00	86.00	85.32

*** NOTE!! ONLY ACTIVE ACCOUNTS HAVE BEEN SELECTED, TOTALS MAY EXCLUDE AMOUNTS THAT ARE RELATED TO INACTIVE ACCOUNTS. ***

LEXINGTON LOCAL SCHOOLS
 Appropriation Account Summary
 SORTED BY FUND-SCC

FYTD Appropriated	Prior FY Carryover Encumbrances	FYTD Expendable	FYTD Actual Expenditures	MTD Actual Expenditures	Current Encumbrances	FYTD Unencumbered Balance	FYTD Percent Exp/Enc
*****TOTAL FOR FUND-SCC 200 9401 (CENTRAL ELEMENTARY STUDENT ACTIVITY FUND):							
382.69	0.00	382.69	0.00	0.00	0.00	382.69	0.00
*****TOTAL FOR FUND-SCC 200 9611 (HIGH SCHOOL INFORMED TEENS FUND):							
250.00	0.00	250.00	0.00	0.00	0.00	250.00	0.00
*****TOTAL FOR FUND-SCC 200 9612 (JUNIOR HIGH INFORMED TEENS FUND):							
300.00	0.00	300.00	0.00	0.00	0.00	300.00	0.00
*****TOTAL FOR FUND-SCC 300 9106 (HIGH SCHOOL INTRAMURALS):							
0.00	0.00	0.00	0.00	0.00	0.00	0.00	0.00
*****TOTAL FOR FUND-SCC 300 9115 (JAZZ BAND):							
2,105.00	0.00	2,105.00	0.00	0.00	0.00	2,105.00	0.00
*****TOTAL FOR FUND-SCC 300 9116 (CHOIR):							
2,774.00	0.00	2,774.00	10,740.00	5,740.00	0.00	7,966.00	387.17
*****TOTAL FOR FUND-SCC 300 9206 (JUNIOR HIGH PHYS ED DEPARTMENT FUND):							
6,715.00	0.00	6,715.00	401.16	350.18	5,825.82	488.02	92.73
*****TOTAL FOR FUND-SCC 300 9210 (JR HIGH INSTRUMENTAL):							
41.00	0.00	41.00	0.00	0.00	0.00	41.00	0.00
*****TOTAL FOR FUND-SCC 300 9600 (ATHLETIC FUND):							
188,844.00	718.97	189,562.97	98,294.06	28,275.40	117,685.17	26,416.26	113.94
*****TOTAL FOR FUND-SCC 300 9601 (ATHLETIC TOURNAMENT FUND):							
0.00	0.00	0.00	0.00	0.00	0.00	0.00	0.00

*** NOTE!! ONLY ACTIVE ACCOUNTS HAVE BEEN SELECTED, TOTALS MAY EXCLUDE AMOUNTS THAT ARE RELATED TO INACTIVE ACCOUNTS. ***

LEXINGTON LOCAL SCHOOLS
 Appropriation Account Summary
 SORTED BY FUND-SCC

FYTD Appropriated	Prior FY Carryover Encumbrances	FYTD Expendable	FYTD Actual Expenditures	MTD Actual Expenditures	Current Encumbrances	FYTD Unencumbered Balance	FYTD Percent Exp/Enc
*****TOTAL FOR FUND-SCC 300 9602 (ORCHESTRA):							
63.00	0.00	63.00	0.00	0.00	0.00	63.00	0.00
*****TOTAL FOR FUND-SCC 300 9603 (ELEMENTARY MUSIC):							
945.00	0.00	945.00	0.00	0.00	0.00	945.00	0.00
*****TOTAL FOR FUND-SCC 300 9605 (BAND):							
232.00	0.00	232.00	0.00	0.00	0.00	232.00	0.00
*****TOTAL FOR FUND-SCC 451 9013 (NETWORK CONNECTIVITY - FY 2013):							
0.00	0.00	0.00	0.00	0.00	0.00	0.00	0.00
*****TOTAL FOR FUND-SCC 499 9101 (STATE GRANT 2001 READING IMPROV. INCENT-CENTRA):							
2,362.64	0.00	2,362.64	185.81	95.57	2,176.83	0.00	100.00
*****TOTAL FOR FUND-SCC 506 9012 (RACE TO THE TOP GRANT FY12):							
0.00	0.00	0.00	0.00	0.00	0.00	0.00	0.00
*****TOTAL FOR FUND-SCC 506 9013 (RACE TO THE TOP GRANT FY13):							
0.00	0.00	0.00	0.00	0.00	0.00	0.00	0.00
*****TOTAL FOR FUND-SCC 506 9014 (RACE TO THE TOP GRANT FY14):							
0.00	0.00	0.00	0.00	0.00	0.00	0.00	0.00
*****TOTAL FOR FUND-SCC 506 9015 (RACE TO THE TOP GRANT FY15):							
27,924.35	0.00	27,924.35	23,580.65	9,121.17	10,517.34	6,173.64	122.11
*****TOTAL FOR FUND-SCC 506 9913 (OHIO RESIDENT EDUCATOR PROGRAM):							
0.00	0.00	0.00	0.00	0.00	0.00	0.00	0.00

*** NOTE!! ONLY ACTIVE ACCOUNTS HAVE BEEN SELECTED, TOTALS MAY EXCLUDE AMOUNTS THAT ARE RELATED TO INACTIVE ACCOUNTS. ***

LEXINGTON LOCAL SCHOOLS
 Appropriation Account Summary
 SORTED BY FUND-SCC

FYTD Appropriated	Prior FY Carryover Encumbrances	FYTD Expendable	FYTD Actual Expenditures	MTD Actual Expenditures	Current Encumbrances	FYTD Unencumbered Balance	FYTD Percent Exp/Enc
*****TOTAL FOR FUND-SCC 506 9914 (OHIO RESIDENT EDUCATOR PROGRAM):							
0.00	0.00	0.00	0.00	0.00	0.00	0.00	0.00
*****TOTAL FOR FUND-SCC 516 9013 (IDEA-B SPECIAL EDUCATION FY13):							
0.00	0.00	0.00	0.00	0.00	0.00	0.00	0.00
*****TOTAL FOR FUND-SCC 516 9014 (IDEA-B SPECIAL EDUCATION FY14):							
26,087.64	0.00	26,087.64	26,087.64	0.00	0.00	0.00	100.00
*****TOTAL FOR FUND-SCC 516 9015 (IDEA-B SPECIAL EDUCATION FY15):							
549,760.89	0.00	549,760.89	66,644.76	30,467.18	179,896.32	303,219.81	44.85
*****TOTAL FOR FUND-SCC 551 9013 (TITLE III LEP FY13):							
0.00	0.00	0.00	0.00	0.00	0.00	0.00	0.00
*****TOTAL FOR FUND-SCC 572 9013 (TITLE I TARGETED ASSISTANCE FY13):							
0.00	0.00	0.00	0.00	0.00	0.00	0.00	0.00
*****TOTAL FOR FUND-SCC 572 9014 (TITLE I FY14):							
28,611.37	0.00	28,611.37	28,611.37	0.00	0.00	0.00	100.00
*****TOTAL FOR FUND-SCC 572 9015 (TITLE I FY15):							
394,081.50	0.00	394,081.50	47,361.47	22,726.41	10,679.13	336,040.90	14.73
*****TOTAL FOR FUND-SCC 587 9015 (EARLY CHILDHOOD SPECIAL EDUCATION IDEA FY15):							
2,462.44	0.00	2,462.44	30.00	30.00	2,432.44	0.00	100.00
*****TOTAL FOR FUND-SCC 590 9013 (TITLE II-A IMPROVING TEACHER QUALITY FY13):							
0.00	0.00	0.00	0.00	0.00	0.00	0.00	0.00

*** NOTE!! ONLY ACTIVE ACCOUNTS HAVE BEEN SELECTED, TOTALS MAY EXCLUDE AMOUNTS THAT ARE RELATED TO INACTIVE ACCOUNTS. ***

LEXINGTON LOCAL SCHOOLS
 Appropriation Account Summary
 SORTED BY FUND-SCC

FYTD Appropriated	Prior FY Carryover Encumbrances	FYTD Expendable	FYTD Actual Expenditures	MTD Actual Expenditures	Current Encumbrances	FYTD Unencumbered Balance	FYTD Percent Exp/Enc
*****TOTAL FOR FUND-SCC 590 9014 (TITLE II-A IMPROVING TEACHER QUALITY FY14):							
0.00	0.00	0.00	0.00	0.00	0.00	0.00	0.00
*****TOTAL FOR FUND-SCC 590 9015 (TITLE II-A IMPROVING TEACHER QUALITY FY15):							
47,148.00	0.00	47,148.00	10,778.44	5,389.22	0.00	36,369.56	22.86
*****TOTAL FOR FUND-SCC 599 9013 (NATIONAL SCHOOL LUNCH EXPANSION GRANT FY13):							
0.00	0.00	0.00	0.00	0.00	0.00	0.00	0.00
*****GRAND TOTALS:							
28,136,159.77	202,340.49	28,338,500.26	9,105,099.13	2,426,866.44	2,586,994.08	16,646,407.05	41.26

*** NOTE!! ONLY ACTIVE ACCOUNTS HAVE BEEN SELECTED, TOTALS MAY EXCLUDE AMOUNTS THAT ARE RELATED TO INACTIVE ACCOUNTS. ***