


# LEXINGTON LOCAL SCHOOLS



---

FINANCIAL REPORT  
FOR THE PERIOD ENDING  
OCTOBER 31, 2012

---

PREPARED BY  
CHRISTINA BENNETT, TREASURER

DATE: 11/05/2012  
TIME: 18:15

LEXINGTON LOCAL SCHOOLS  
CASH RECONCILIATION AS OF 10/31/2012

PAGE: 1  
(USAEMSED)

	SUB-TOTALS	TOTALS
	-----	-----
Gross Depository Balances:		
RICHLAND BANK SWEEP ACCT 0581	\$ 2,856,280.26	
RICHLAND BANK GENERAL ACCT 0580	2,372.21	
RICHLAND BANK ANTHEM SWEEP 4340	1,213,037.99	
RICHLAND BANK EE BENEFITS 3180	0.00	
RICHLAND BANK PAYROLL ACCT 9780	0.00	
RICHLAND BANK TOURNAMENT ACC8280	2,876.16	
RICHLAND BANK ATHLETIC ACCT 3280	6,236.83	
	-----	
Total Depository Balances (Gross)		\$ 4,080,803.45
Adjustments to Bank Balance:		
Cash in Transit to Bank	\$ 3,501.34	
Outstanding Checks	203,664.39-	
Adjustments	337.25-	
MUNICIPAL DEDUCTIONS		
	-----	
Total Adjustments to Bank Balance		200,500.30-
Investments:		
Treasury Bonds and Notes	\$ 0.00	
Certificate of Deposits	0.00	
Other Securities	0.00	
Other Investments:		
	-----	
Total Investments		0.00
<hr/>		
Cash on Hand:		
Petty Cash:		
TREASURER'S OFFICE	\$ 100.00	
HIGH SCHOOL	50.00	
JUNIOR HIGH SCHOOL	50.00	
EASTERN, CENTRAL, WESTERN	150.00	
ATHLETIC OFFICE	150.00	
Change Cash:		
ATHLETIC CHANGE	\$ 1,550.00	
CAFETERIA CHANGE	570.00	
JUNIOR HIGH SCHOOL	300.00	
EASTERN ELEMENTARY	200.00	
CENTRAL ELEMENTARY	100.00	
Cash with Fiscal Agent	0.00	
	-----	
Total Cash on Hand		3,220.00
		-----
Total Balances		\$ 3,883,523.15
		=====
Total Fund Balance		\$ 3,883,523.15
		=====
Depository Clearance Accounts:		
RICHLAND BANK BOND/COUPON	\$ 0.00	
	-----	

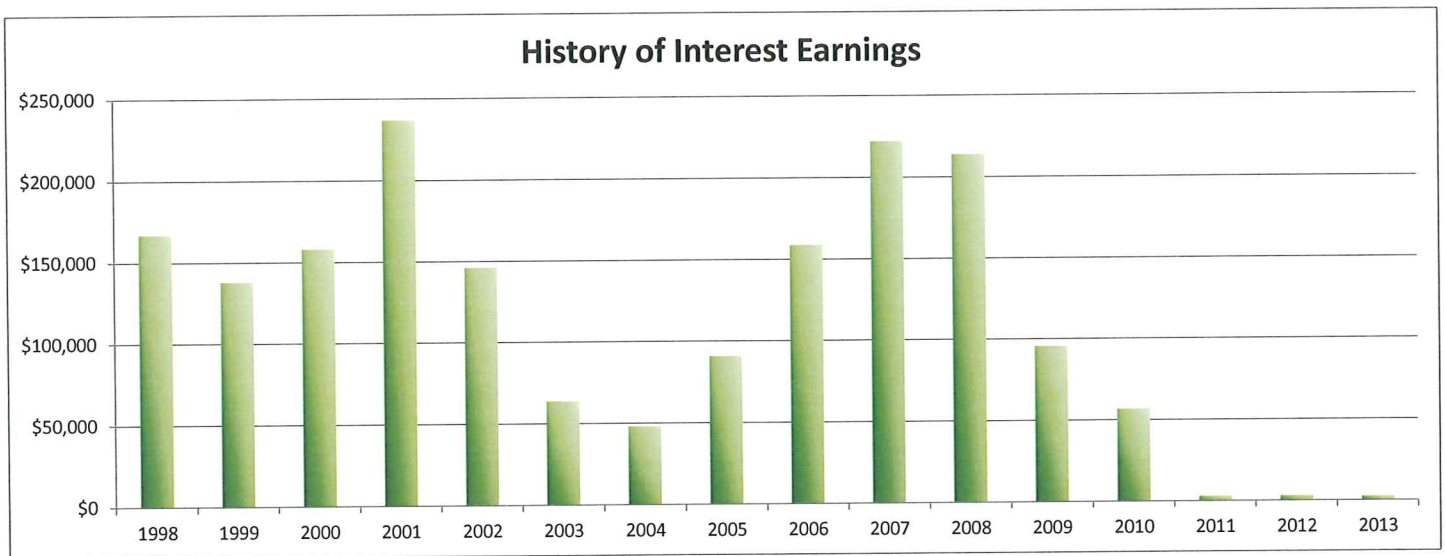
*Bennett*

**LEXINGTON LOCAL SCHOOLS**  
**INVESTMENT REPORT**  
**FOR THE MONTH ENDING October 30, 2012**

<b>INTEREST EARNED:</b>	<b>THIS MONTH</b>	<b>FISCAL YEAR TO DATE</b>
Richland Bank, General Sweep	\$390.72	\$1,814.45
Richland Bank, Anthem Sweep	\$161.09	\$587.74
Star Ohio	\$0.00	\$0.00
Certificates of Deposit	\$0.00	\$0.00
Bonds and other types of investments	\$0.00	\$0.00
<b>TOTAL INTEREST RECEIVED</b>	<b>\$551.81</b>	<b>\$2,402.19</b>

<b>History of Interest Earnings</b>	<b>Fiscal Year</b>	<b>Interest Earnings</b>
	1998	\$ 167,057.52
	1999	\$ 138,113.69
	2000	\$ 157,991.72
	2001	\$ 236,839.79
	2002	\$ 146,052.34
	2003	\$ 63,712.36
	2004	\$ 47,970.95
	2005	\$ 90,719.94
	2006	\$ 158,724.51
	2007	\$ 221,998.86
	2008	\$ 213,660.34
	2009	\$ 95,639.63
	2010	\$ 56,860.22
	2011	\$ 3,001.78
	2012	\$ 3,090.00
<b>FISCAL YTD</b>	<b>2013</b>	<b>\$2,402.19</b>

**Total Earnings \$ 1,803,835.84**



FINANCIAL SUMMARY REPORT  
 Processing Month: October 2012  
 LEXINGTON LOCAL SCHOOLS

Fnd	Sec	Description	Beginning Balance	MTD Revenues	FYTD Revenues	MTD Expenditures	FYTD Expenditures	Current Available Balance
001	0000	GENERAL FUND	765,245.66	1,547,252.89	8,815,009.22	2,075,872.97	7,008,628.10	2,571,626.78
001	9009	BUS PURCHASE-REPLACEMENT	692.17	.00	.00	.00	.00	692.17
001	9412	GENERAL BUDGET RESERVE SE	87,928.97	.00	.00	.00	.00	87,928.97
001	9800	FINGERPRINT PAYMENT CLEAR	955.74	223.00	1,088.00	368.00	970.00	1,073.74
002	0000	BOND RETIREMENT FUND	1,925.82	.00	.00	.00	.00	1,925.82
003	0000	PERMANENT IMPROVEMENT FUN	2,518.42	41,409.56	303,448.60	115,919.01	393,919.63	87,952.61-
006	0000	FOOD SERVICE FUND	54,255.85	70,858.56	159,647.38	98,935.97	292,133.63	78,230.40-
007	9800	TERRY McCAMMON SCHOLARSHI	11,223.04	.96	4.64	.00	.00	11,227.68
007	9901	MINUTEMAN ALUMNI SCHOLARS	1,038.26	.09	.43	.00	.00	1,038.69
007	9999	LEXINGTON SCHOOLS TRUST F	.00	2,534.00	2,534.00	.00	.00	2,534.00
018	9003	HIGH SCHOOL MARCHING BAND	58.80	.00	.00	.00	.00	58.80
018	9100	HIGH SCHOOL PRINCIPAL'S F	1,693.19	536.00	1,626.68	2,551.00	2,604.07	715.80
018	9200	JUNIOR HIGH PRINCIPAL'S F	1,816.65	221.00	4,754.00	375.00	780.07	5,790.58
018	9300	EASTERN PRINCIPAL'S FUND	1,412.35	113.00	145.19	75.00	337.91-	1,895.45
018	9301	EASTERN ELEMENTARY BOOKFA	1,695.00	.00	.00	.00	.00	1,695.00
018	9400	CENTRAL PRINCIPAL'S FUND	7,326.69	412.00	992.49	37.00	101.50-	8,420.68
018	9401	CENTRAL ELEMENTARY BOOKFA	363.35	1,958.04	1,958.04	363.35	363.35	1,958.04
018	9500	WESTERN PRINCIPAL'S FUND	8,293.17	432.00	2,386.00	6,166.50	6,676.60	4,002.57
018	9501	WESTERN ELEMENTARY BOOKFA	1,880.79	3,857.13	3,857.13	3,857.13	3,857.13	1,880.79
018	9502	HIGH SCHOOL ACADEMIC BOOS	2,278.33	.00	.00	.00	456.63	1,821.70
018	9901	JUNIOR HIGH TEACHER ADVIS	586.97	.00	.00	.00	.00	586.97
019	9001	ACADEMIC BOOSTERS GRANTS	2,805.00	.00	.00	.00	1,741.72	1,063.28
019	9100	RICHLAND FOUNDATION GRANT	.00	.00	580.00	.00	.00	580.00
019	9101	RICHLAND FOUNDATION GRANT	.00	.00	996.00	896.10	996.00	.00
019	9102	RICHLAND FOUNDATION GRANT	.00	.00	1,000.00	.00	.00	1,000.00
019	9121	CENTRAL ELEMENTARY PTO GR	3,951.43	26.35	84.23	192.76	2,025.40	2,010.26
019	9122	EASTERN ELEMENTARY PTO GR	3,174.41	26.33	84.20	2,217.00	2,379.00	879.61
019	9123	WESTERN ELEMENTARY PTO GR	6,947.44	26.33	84.21	6,900.00	6,900.00	131.65
019	9200	RICHLAND COUNTY FOUNDATIO	4,932.00	25,308.00-	.00	.00	.00	4,932.00
019	9616	WALMART TEACHER OF THE YE	88.60	.00	.00	.00	.00	88.60
024	0000	EMPLOYEE BENEFITS FUND FO	1,144,442.51	300,898.81	1,195,389.00	302,915.27	1,126,793.52	1,213,037.99
200	9011	CLASS OF 2011	74.11	.00	.00	.00	.00	74.11
200	9012	CLASS OF 2012	990.00	.00	.00	.00	.00	990.00
200	9101	HIGH SCHOOL ART CLUB	93.76	.00	.00	.00	.00	93.76
200	9102	HIGH SCHOOL DRAMA CLUB	13,445.21	.00	.00	.00	.00	13,445.21
200	9103	HIGH SCHOOL MATH CLUB	135.70	.00	.00	.00	93.00	42.70
200	9104	HIGH SCHOOL LEADERSHIP CO	846.14	.00	.00	.00	.00	846.14
200	9105	HIGH SCHOOL FRENCH CLUB	167.54	.00	.00	55.00	55.00	112.54
200	9107	HIGH SCHOOL SPANISH CLUB	722.01	1,085.00	1,280.00	675.00	675.00	1,327.01
200	9108	HIGH SCHOOL LEO CLUB	1,431.44	762.37	809.37	.00	550.59	1,690.22
200	9112	HIGH SCHOOL ELECTRONICS C	459.99	.00	.00	459.99	459.99	.00
200	9114	HIGH SCHOOL STUDENT COUNC	1,945.97	2,235.00	2,235.00	1,119.25	1,119.25	3,061.72
200	9115	HIGH SCHOOL KEY CLUB	1,704.92	10.00	10.00	.00	.00	1,714.92
200	9119	HIGH SCHOOL YEARBOOK FUND	45,244.77	350.00	6,940.00	255.00	17,032.70	35,152.07
200	9120	HIGH SCHOOL JOURNALISM FU	622.59	.00	.00	.00	.00	622.59
200	9121	HIGH SCHOOL NATIONAL HONO	1,942.40	.00	.00	.00	.00	1,942.40

FINANCIAL SUMMARY REPORT  
Processing Month: October 2012  
LEXINGTON LOCAL SCHOOLS

Fnd	Sec	Description	Beginning Balance	MTD Revenues	FYTD Revenues	MTD Expenditures	FYTD Expenditures	Current Available Balance
200	9160	GERMAN CLUB	123.22	.00	.00	.00	.00	123.22
200	9201	JUNIOR HIGH ART CLUB	9.13	.00	.00	6.00	6.00	3.13
200	9204	JUNIOR HIGH STUDENT COUNC	918.54	502.90	502.90	.00	.00	1,421.44
200	9205	JUNIOR HIGH LIBRARY CLUB	77.65	.00	.00	.00	.00	77.65
200	9301	EASTERN ELEMENTARY STUDEN	165.56	.00	.00	.00	.00	165.56
200	9401	CENTRAL ELEMENTARY STUDEN	526.36	8.98	8.98	518.57	518.57	16.77
200	9611	HIGH SCHOOL INFORMED TEEN	442.63	.00	.00	.00	.00	442.63
300	9106	HIGH SCHOOL INTRAMURALS	89.31	.00	.00	.00	.00	89.31
300	9115	JAZZ BAND	676.54	.00	.00	.00	.00	676.54
300	9116	CHOIR	3,897.23	281.91	281.91	475.00	475.00	3,704.14
300	9206	JUNIOR HIGH PHYS ED DEPAR	1,336.06	335.00	485.00	298.56	906.78	914.28
300	9210	JR HIGH INSTRUMENTAL	41.03	.00	.00	.00	.00	41.03
300	9600	ATHLETIC FUND	33,128.83	22,078.00	104,746.50	19,703.00	82,745.67	55,129.66
300	9601	ATHLETIC TOURNAMENT FUND	1,316.70	6,470.00	6,470.00	1,784.00	1,832.87	5,953.83
300	9602	ORCHESTRA	63.22	.00	.00	.00	.00	63.22
300	9603	ELEMENTARY MUSIC	945.67	.00	.00	.00	.00	945.67
300	9604	WINTER GUARD	62.44	.00	.00	.00	.00	62.44
300	9605	BAND	326.13	.00	.00	.00	.00	326.13
499	9101	STATE GRANT 2001 READING	4,234.92	.00	.00	470.00	1,737.78	2,497.14
506	9012	RACE TO THE TOP GRANT FY1	955.81	756.81-	756.81-	.00	199.00	.00
506	9013	RACE TO THE TOP GRANT FY1	.00	1,863.24	1,863.24	1,287.56	6,046.77	4,183.53-
506	9912	MY VOICE OHIO GRANT FY12	.00	.00	3,875.00	.00	3,875.00	.00
506	9913	OHIO RESIDENT EDUCATOR PR	.00	.00	350.00	.00	350.00	.00
516	9013	IDEA-B SPECIAL EDUCATION	.00	39,095.93	39,095.93	35,315.79	46,781.16	7,685.23-
572	9012	TITLE I TARGETED ASSISTAN	7,326.91	5,948.16-	20,324.17	.00	27,651.08	.00
572	9013	TITLE I TARGETED ASSISTAN	.00	25,676.91	43,597.88	25,069.16	46,141.73	2,543.85-
590	9012	TITLE II-A IMPROVING TEAC	4,819.62	176.04-	2,076.42	.00	6,896.04	.00
590	9013	TITLE II-A IMPROVING TEAC	.00	5,845.84	10,567.61	6,055.06	10,815.64	248.03-
Grand Total All Funds			2,250,840.67	2,045,198.12	10740,432.54	2,711,189.00	9107,750.06	3883,523.15
Total Invested Funds			.00					

DATE: 11/05/2012  
TIME: 17:46:24OHIO DEPARTMENT OF EDUCATION - OFFICE OF SCHOOL MANAGEMENT ASSISTANCE  
ANNUAL SPENDING PLAN (CURRENT OPERATION - GENERAL FUND ONLY - O.R.C. 5705.391)

PAGE: 1

SCHOOL DISTRICT: LEXINGTON LOCAL SCHOOLS

IRN # 049437

COUNTY: RICHLAND

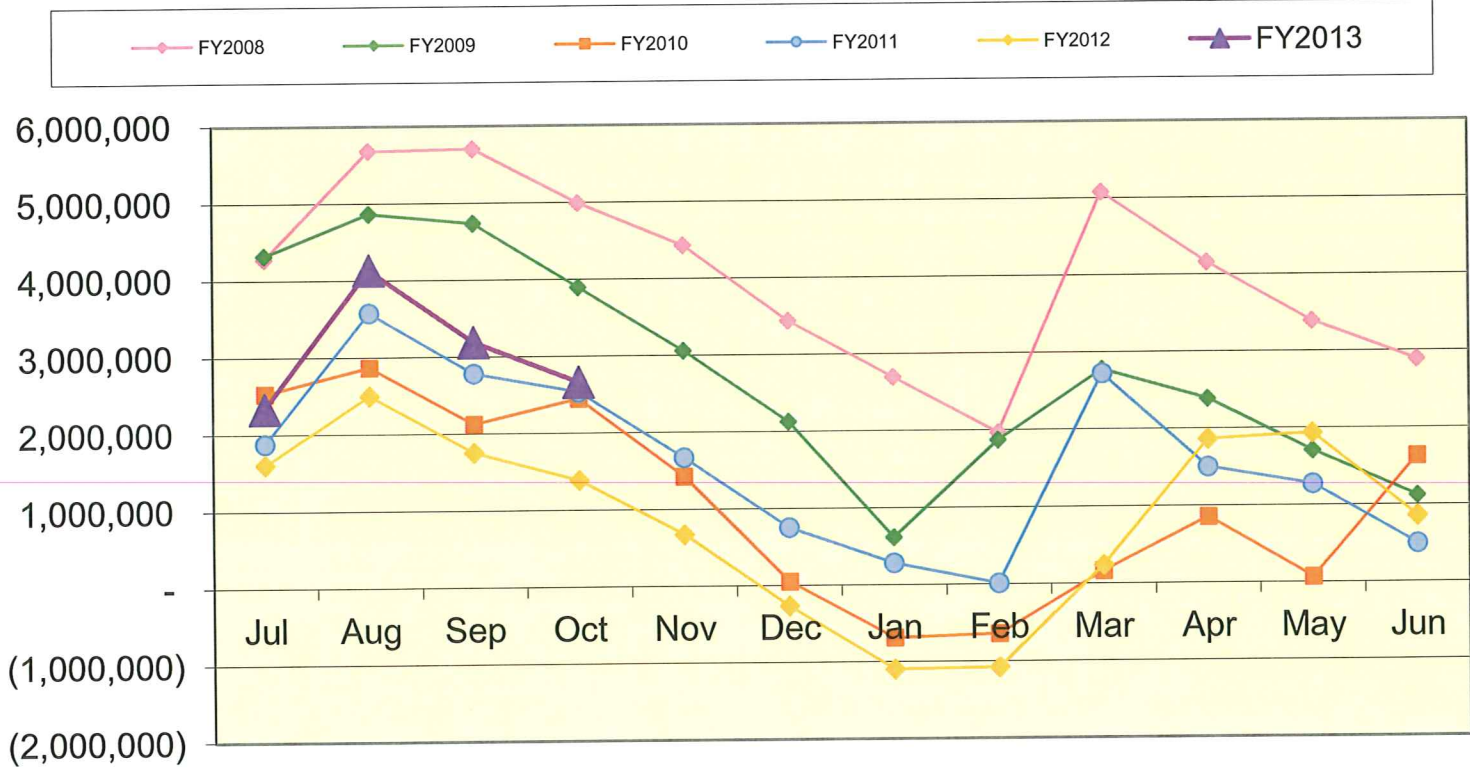
FISCAL YEAR: 2013 MONTH: 10

	MONTHLY ESTIMATE	MONTHLY ACTUAL	MONTHLY DIFFERENCE	FISCAL YTD ESTIMATE	FISCAL YTD ACTUAL	FISCAL YTD DIFFERENCE
<b>REVENUES</b>						
01.010 General Property (Real Estate)	0	0	0	4,760,000	4,720,601	39,399-
01.020 Tangible Personal Property Tax	0	0	0	97,000	167,291	70,291
01.030 Income Tax	0	0	0	0	0	0
01.035 Unrestricted Grants-in-Aid	710,000	715,569	5,569	2,850,000	2,862,472	12,472
01.040 Restricted Grants-in-Aid	400	392	8-	1,500	1,372	128-
01.045 Restricted Grants-in-Aid - SFSF	0	0	0	0	0	0
01.050 Property Tax Allocation	800,000	815,245	15,245	840,000	864,352	24,352
01.060 All Other Operating Revenue	5,000	13,204	8,204	145,000	125,260	19,740-
01.070 Total Revenue	1,515,400	1,544,410	29,010	8,693,500	8,741,348	47,848
<b>OTHER FINANCING SOURCES</b>						
02.010 Proceeds from Sale of Notes	0	0	0	0	0	0
02.020 State Emergency Loans & Advancements (Approved)	0	0	0	0	0	0
02.040 Operating Transfers-In	0	0	0	0	0	0
02.050 Advances-In	0	0	0	0	0	0
02.060 All Other Financing Sources	15,000	3,066	11,934-	90,000	74,750	15,250-
02.070 Total Other Financing Sources	15,000	3,066	11,934-	90,000	74,750	15,250-
02.080 Total Revenues and Other Financing Sources	1,530,400	1,547,476	17,076	8,783,500	8,816,098	32,598
<b>EXPENDITURES</b>						
03.010 Personal Services	1,240,000	1,264,638	24,638	4,015,000	3,985,590	29,410-
03.020 Employees' Retirement/Insurance Benefits	410,000	417,630	7,630	1,690,000	1,732,017	42,017
03.030 Purchased Services	280,000	264,743	15,257-	880,000	781,014	98,986-
03.040 Supplies and Materials	180,000	116,287	63,713-	362,000	380,192	18,192
03.050 Capital Outlay	0	3,988	3,988	6,000	16,307	10,307
03.060 Intergovernmental	0	0	0	0	0	0
04.010 Debt Service: All Principal (Historical)	0	0	0	0	0	0
04.020 Debt Service: Principal - Notes	0	0	0	0	0	0
04.030 Debt Service: Principal - State Loans	0	0	0	0	0	0
04.040 Debt Service: Principal - State Advancements	0	0	0	0	0	0
04.050 Debt Service: Principal - HB 264 Loans	0	0	0	0	0	0
04.055 Debt Service: Principal - Other	0	0	0	0	0	0
04.060 Debt Service: Interest and Fiscal Charges	0	0	0	0	0	0
04.300 Other Objects	20,000	8,956	11,044-	43,000	114,479	71,479
04.500 Total Expenditures	2,130,000	2,076,242	53,758-	6,996,000	7,009,599	13,599
<b>OTHER FINANCING USES</b>						
05.010 Operating Transfers - Out	0	0	0	0	0	0
05.020 Advances - Out	0	0	0	0	0	0
05.030 All Other Financing Uses	0	0	0	0	0	0
05.040 Total Other Financing Uses	0	0	0	0	0	0
05.050 Total Expenditure and Other Financing Uses	2,130,000	2,076,242	53,758-	6,996,000	7,009,599	13,599
06.010 Excess Rev & Oth Financing Sources over(under) Exp &	599,600-	528,766-	70,834	1,787,500	1,806,499	18,999
07.010 Beginning Cash Balance	3,241,923	3,190,088	51,835-	854,823	854,823	0
07.020 Ending Cash Balance	2,642,323	2,661,322	18,999	2,642,323	2,661,322	18,999
08.010 Outstanding Encumbrances	1,600,000	1,496,117	103,883-	1,600,000	1,496,117	103,883-

**LEXINGTON LOCAL SCHOOL DISTRICT  
GENERAL FUND ONLY 2012-13  
SUMMARY OF RECEIPTS AND EXPENDITURES - FIVE YEAR FORECAST FORMAT**

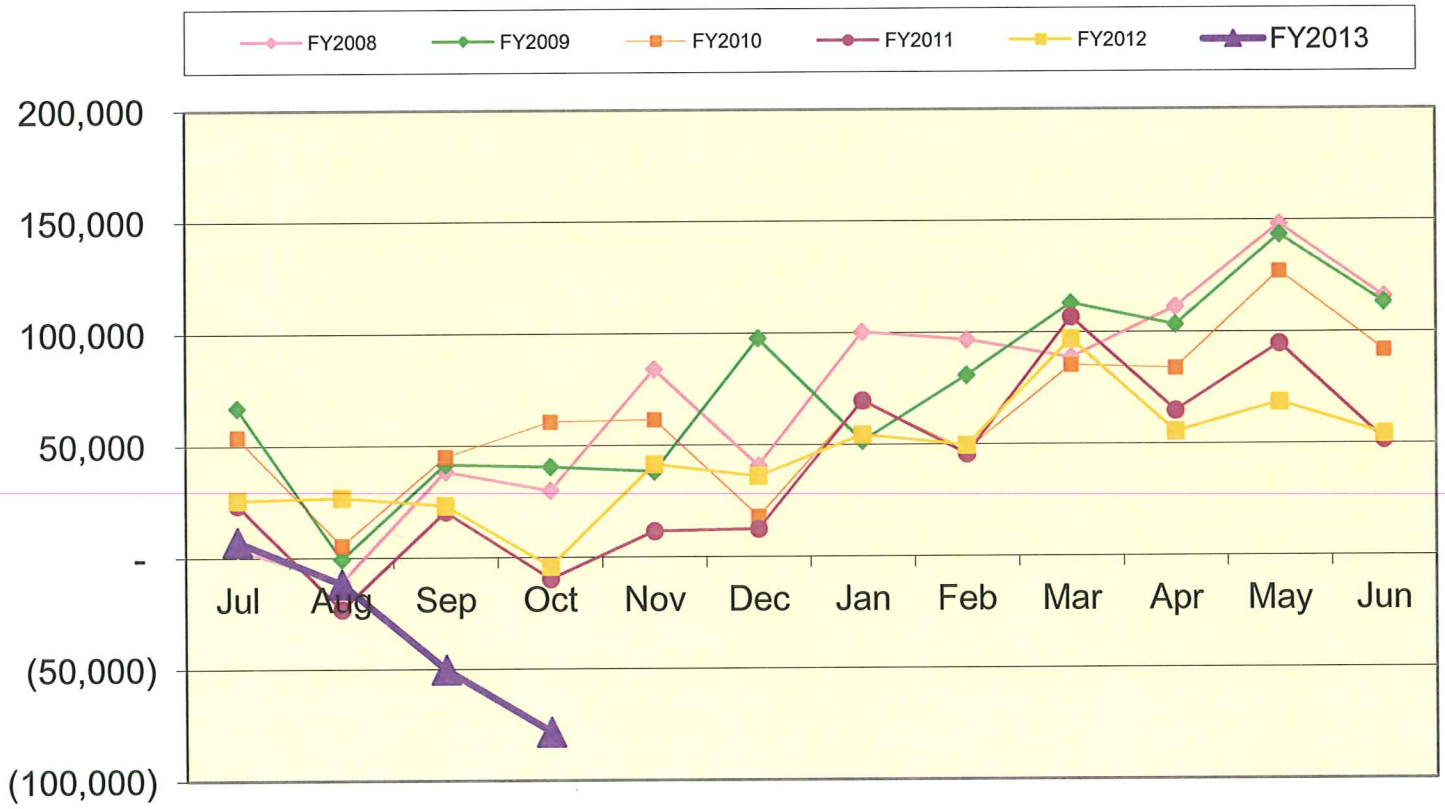
LINE	DESCRIPTION	10/31/2012	FISCAL YEAR TO DATE Estimate	FISCAL YEAR TO DATE Actual	VARIANCE Estimate vs. Actual	PERCENT of VARIANCE
LINE 7.010	BEGINNING CASH BALANCE		\$ 854,823			
<b>REVENUES</b>						
LINE 1.010	Real Estate Tax	\$ 4,760,000	\$ 4,720,601		(\$39,399)	-0.83%
LINE 1.020	Personal Property Tax	\$ 97,000	\$ 167,291		\$70,291	72.46%
LINE 1.030	Income Tax	\$ -	\$ -		\$0	
LINE 1.035	State Funding	\$ 2,850,000	\$ 2,862,472		\$12,472	0.44%
LINE 1.040	Career Tech Funding	\$ 1,500	\$ 1,372		(\$128)	-8.53%
LINE 1.050	Property Tax Allocation	\$ 840,000	\$ 864,352		\$24,352	2.90%
LINE 1.060	Other Operating Revenue	\$ 145,000	\$ 125,260		(\$19,740)	-13.61%
LINE 1.070	TOTAL REVENUE	\$ 8,693,500	\$ 8,741,348		\$47,848	0.55%
<b>EXPENSES</b>						
LINE 2.01	Proceeds from Notes	\$ -	\$ -		\$0	
LINE 2.04	Transfers In	\$ -	\$ -		\$0	
LINE 2.050	Advances In	\$ -	\$ -		\$0	
LINE 2.060	Other Financing Sources	\$ 90,000	\$ 74,750		(\$15,250)	-16.94%
LINE 2.070	TOTAL OTHER SOURCES	\$ 90,000	\$ 74,750		(\$15,250)	-16.94%
LINE 2.080	TOTAL REVENUES & Sources	\$ 8,783,500	\$ 8,816,098		\$32,598	0.37%
LINE 3.010	Salaries	\$ 4,015,000	\$ 3,985,590		\$29,410	0.73%
LINE 3.020	Retirement and Benefits	\$ 1,690,000	\$ 1,732,017		(\$42,017)	-2.49%
LINE 3.030	Purchased Services	\$ 880,000	\$ 781,014		\$98,986	11.25%
LINE 3.040	Supplies and Materials	\$ 362,000	\$ 380,192		(\$18,192)	-5.03%
LINE 3.050	Capital Outlay and Equipment	\$ 6,000	\$ 16,307		(\$10,307)	-171.78%
LINE 3.06	INTERGOVERNMENTAL	\$ -	\$ -		\$0	
LINE 4.020	DEBT SERVICE - Notes	\$ -	\$ -		\$0	
LINE 4.060	DEBT SERVICE - Interest charges	\$ -	\$ -		\$0	
LINE 4.300	Other Objects	\$ 43,000	\$ 114,479		(\$71,479)	-166.23%
LINE 4.500	TOTAL EXPENDITURES	\$ 6,996,000	\$ 7,009,599		(\$13,599)	-0.19%
LINE 5.00	TRANSFERS OUT	\$ -	\$ -			
LINE 5.02	ADVANCES OUT	\$ -	\$ -			
LINE 5.03	ALL OTHER USES	\$ -	\$ -			
LINE 5.040	TOTAL OTHER USES	\$ -	\$ -			
LINE 5.050	TOTAL EXPENDITURES & USES	\$ 6,996,000	\$ 7,009,599		(\$13,599)	-0.19%
LINE 6.010	REVENUES OVER EXPENSES	\$ 1,787,500	\$ 1,806,499		\$18,999	1.06%
LINE 7.020	ENDING CASH BALANCE	\$ 2,642,323	\$ 2,661,322		\$18,999	
	Less Reserves	\$ (87,929)	\$ (87,929)			
	Less Outstanding Encumbrances	\$ (1,600,000)	\$ (1,496,117)			
LINE 15.010	Unreserved Fund Balance	\$ 954,394	\$ 1,077,276		\$122,882	

## Lexington Local Schools General Fund Cash Balance

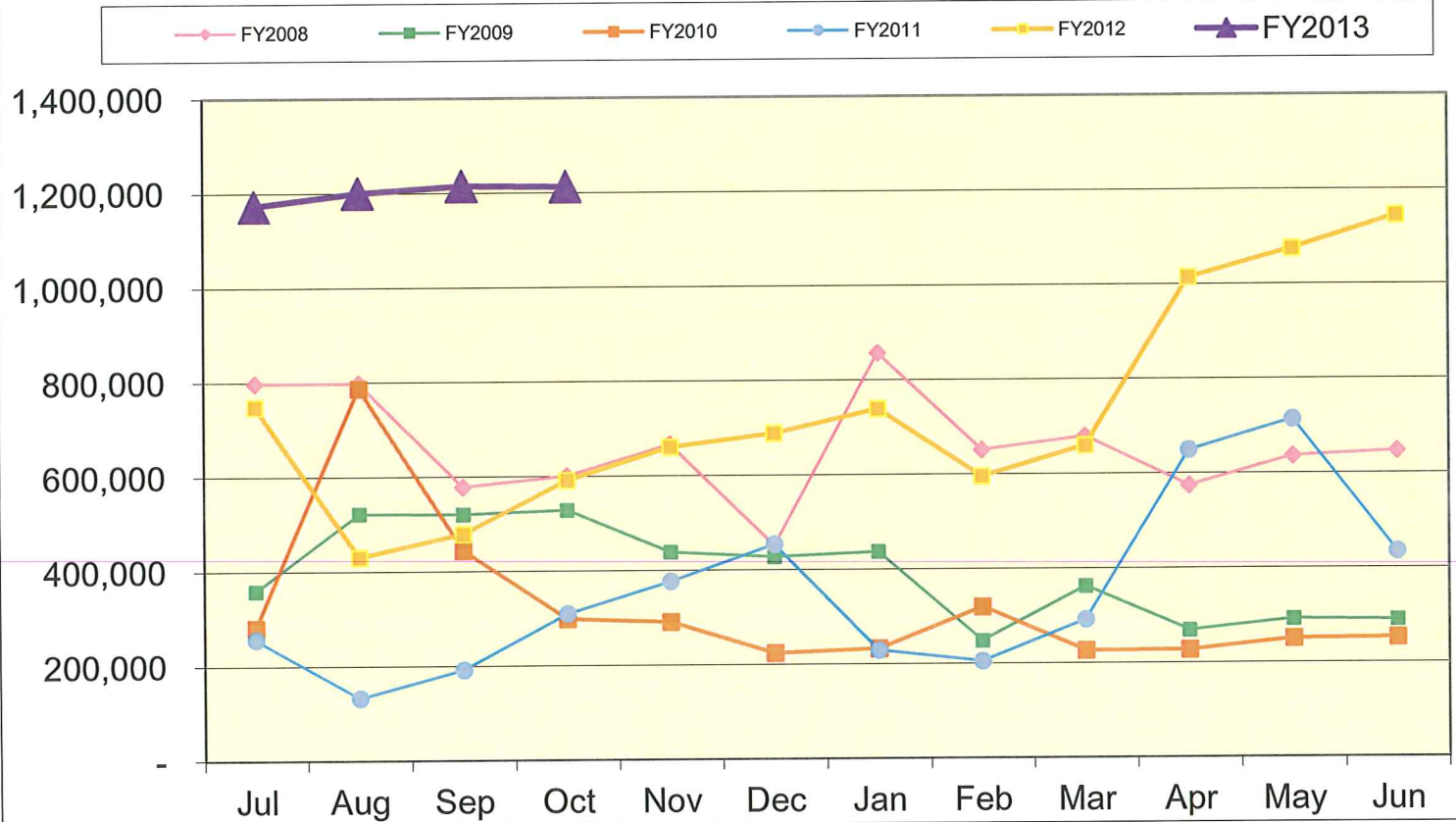




## Lexington Local Schools Food Service Fund Cash Balance



## Lexington Local Schools Employee Benefits Fund Cash Balance



## Lexington Local Schools

### Permanent Improvement Fund 10/31/2012

Instruction and Administration	Budgeted Amount	Actual Fiscal Year Expended	Current Encumbrances	Available Budget
Playground equipment	\$ 4,000.00	\$ -	\$ -	\$4,000.00
Textbooks and instructional equipment	\$ 56,671.89	\$ 37,999.39	\$ 1,332.50	\$17,340.00
HS Chair lift to art room	\$ 15,780.00	\$ 15,780.00	\$ -	\$0.00
Art room furniture for Western	\$ 1,943.00	\$ 1,943.40	\$ -	(\$0.40)
Carpet for Eastern	\$ 1,205.00	\$ 1,204.50	\$ -	\$0.50
Office Furniture	\$ 5,369.00	\$ 6,405.18	\$ 477.00	(\$1,513.18)

### Maintenance

Asphalt - patching, JH, Championship Dr.	\$ 52,500.00	\$ 52,400.00	\$ -	\$100.00
Concrete - bus garage	\$ 15,000.00	\$ 14,800.00	\$ -	\$200.00
Mower lease	\$ 19,416.00	\$ 19,416.08	\$ -	(\$0.08)
Water Heater	\$ 4,400.00	\$ -	\$ 4,384.45	\$15.55

### Transportation

New bus and security camera	\$ 88,650.00	\$ 86,969.00	\$ 1,669.83	\$11.17
-----------------------------	--------------	--------------	-------------	---------

### Technology

Dell lease	\$ 85,400.00	\$ 85,357.46	\$ -	\$42.54
Computers, servers, tech equip., etc.	\$ 114,600.00	\$ 34,313.51	\$ 10,000.00	\$70,286.49
Smartboards	\$ 11,200.00	\$ -	\$ -	\$11,200.00
HS Wireless Access	\$ 11,520.00	\$ -	\$ -	\$11,520.00

### Food Service

Kitchen and cafeteria equipment	\$ 30,100.00	\$ 20,910.00	\$ -	\$9,190.00
---------------------------------	--------------	--------------	------	------------

### Athletics and Student Activities

Music - instruments, etc.	\$ 11,000.00	\$ 11,189.00	\$ -	(\$189.00)
Athletic equipment	\$ 5,539.00	\$ -	\$ -	\$5,539.00
HS backboards	\$ 2,000.00	\$ -	\$ 2,288.80	(\$288.80)
HS tennis courts	\$ -	\$ -	\$ -	\$0.00

### Fees

Tax Collection Fees	\$ 12,000.00	\$ 5,232.11	\$ -	\$6,767.89
---------------------	--------------	-------------	------	------------

	Budgeted Amount	Actual Fiscal Year Expended	Current Encumbrances	Available Budget
<b>Totals</b>	\$ 548,293.89	\$ 393,919.63	\$ 20,152.58	\$ 134,221.68
Return of Advance to General Fund	\$ 50,000.00			
Total Budgeted Plus Return to Gen. Fund	<u>\$ 598,293.89</u>			

Actual Cash Balance 7/1/12	\$ 2,518.42
Revenues FY13 - Taxes from levy	\$ 303,448.60
Expenditures FY13	\$ (393,919.63)
Current Cash Balance	(\$87,952.61)
Current Encumbrances	\$ (20,152.58)
Available Balance	(\$108,105.19)

Check#	Check Date	Org Sta	Vendor Paid	Check Amount	Status Date
066149	10/05/2012	W/R	CenturyLink	1,405.75	10/10/2012
066150	10/05/2012	W/R	ENERGY USA - TPC	7,193.63	10/10/2012
066151	10/05/2012	W/R	JENNIFER R DEWALD	495.00	10/12/2012
066152	10/05/2012	W/R	MICHELLE ARMSTRONG	352.00	10/12/2012
066153	10/05/2012	W/W	OMEA	210.00	
066154	10/05/2012	W/R	POST MASTER	96.00	10/16/2012
066155	10/05/2012	W/R	SAM'S CLUB	2,784.95	10/11/2012
066156	10/05/2012	W/R	STAPLES	392.40	10/11/2012
066157	10/05/2012	W/R	STATE TEACHERS RETIREMENT	6,320.60	10/10/2012
066158	10/05/2012	W/R	VERIZON WIRELESS	428.08	10/11/2012
066159	10/05/2012	W/R	VILLAGE OF LEXINGTON	4,343.79	10/10/2012
066160	10/05/2012	W/R	WAL-MART DISCOUNT CITIES	532.78	10/10/2012
066161	10/08/2012	W/R	LEXINGTON ATHLETIC ACCOUNT	3,883.47	10/09/2012
066162	10/10/2012	W/W	AATF	55.00	
066163	10/10/2012	W/R	ARK THERAPEUTIC SERVICES	48.48	10/22/2012
066164	10/10/2012	W/R	TEACHER PRO SHOP	80.44	10/12/2012
066165	10/10/2012	W/R	Constellation NewEnergy	10,270.18	10/15/2012
066166	10/10/2012	W/R	DAWSON INSURANCE, INC., MANSFI	15,366.25	10/12/2012
066167	10/10/2012	W/R	GILBARCO INC.	30.00	10/15/2012
066168	10/10/2012	W/R	HOLLY'S BOOK RACK	5,293.34	10/11/2012
066169	10/10/2012	W/R	ITsavvy	175.00	10/15/2012
066170	10/10/2012	W/R	JOSTEN'S	315.00	10/18/2012
066171	10/10/2012	W/R	MARATHON MEDIA	52.00	10/30/2012
066172	10/10/2012	W/R	MAX-ABILITY, INC.	3,386.00	10/16/2012
066173	10/10/2012	W/R	MEDCENTRAL PEDIATRIC THERAPY	11,180.00	10/15/2012
066174	10/10/2012	W/R	MID-OHIO ED. SERVICE CENTER	403.50	10/11/2012
066175	10/10/2012	W/R	NEWS-2-YOU, INC.	149.00	10/17/2012
066176	10/10/2012	W/R	O.E. MEYER COMPANY	184.66	10/18/2012
066177	10/10/2012	W/R	OHIO ART EDUCATION ASSOC.	385.00	10/30/2012
066178	10/10/2012	W/R	OHIO ASSOC.OF ELEMENTARY	500.00	10/15/2012
066179	10/10/2012	W/R	OASSA	255.00	10/18/2012
066180	10/10/2012	W/R	RC THERAPY SERVICES, INC.	1,397.50	10/19/2012
066181	10/10/2012	W/R	REALLY GOOD STUFF	31.60	10/17/2012
066182	10/10/2012	W/W	RICHLAND ASTRONOMICAL SOCIETY	75.00	
066183	10/10/2012	W/R	ROCKY MOUNTAIN LEARNING SYSTEM	960.30	10/22/2012
066184	10/10/2012	W/R	SCHOOL HEALTH CORP.	321.15	10/15/2012
066185	10/10/2012	W/R	STANTON SHEET MUSIC	1,803.44	10/15/2012
066186	10/10/2012	W/R	TEACHER DIRECT	42.88	10/16/2012
066187	10/10/2012	W/R	TERRI HAESEKER	44.75	10/17/2012
066188	10/10/2012	W/R	OHIO BUREAU OF CRIMINAL IDENT.	368.00	10/19/2012
066189	10/10/2012	W/R	TSA	125.00	10/17/2012
066190	10/10/2012	W/R	MacGILL DISCOUNT SCHOOL NURSE	306.74	10/15/2012
066191	10/11/2012	W/V	BRENT JOSEPH BROOM	100.00	10/11/2012
066192	10/11/2012	W/R	GUY MACK	500.00	10/24/2012
066193	10/11/2012	W/R	RICHLAND CO. FAIRGROUNDS	850.00	10/16/2012
066194	10/11/2012	W/R	VENITA PATRICE SMITH	100.00	10/16/2012
066195	10/11/2012	W/R	BRENT JOSEPH BROOM	100.00	10/16/2012
066196	10/16/2012	W/R	HYATT REGENCY	228.50	10/23/2012
066197	10/16/2012	W/R	POST MASTER	450.00	10/19/2012
066198	10/17/2012	W/R	METROPOLITAN EDUCATIONAL	1,066.50	10/23/2012
066199	10/17/2012	W/W	POST MASTER	56.00	
066200	10/17/2012	W/R	STATE TEACHERS RETIREMENT	3,674.76	10/22/2012

Check#	Check Date	Org Sta	Vendor Paid	Check Amount	Status Date
066201	10/17/2012	W/R	JENNIFER BERRY	380.00	10/23/2012
066202	10/17/2012	W/R	POST MASTER	90.00	10/23/2012
066203	10/17/2012	W/R	SCHOOL EMPLOYEES	4,586.18	10/23/2012
066204	10/17/2012	W/R	CARDINAL BUS SALES & SERVICE	86,969.00	10/18/2012
066205	10/18/2012	W/R	ADVANCED TURF SOLUTIONS	1,648.60	10/30/2012
066206	10/18/2012	W/R	AIRGAS GREAT LAKES	43.41	10/26/2012
066207	10/18/2012	W/R	NICKLES BAKERY	1,194.89	10/26/2012
066208	10/18/2012	W/R	ALLISON SCHUSTER	51.62	10/31/2012
066209	10/18/2012	W/W	BENJAMIN BALL	13.88	
066210	10/18/2012	W/R	BRIAN BAZLEY	81.59	10/24/2012
066211	10/18/2012	W/R	CALLAHAN DOOR SALES	95.00	10/25/2012
066212	10/18/2012	W/W	CAMPFEL PRODUCTIONS	795.00	
066213	10/18/2012	W/R	CAPP/USA	355.80	10/31/2012
066214	10/18/2012	W/R	CARDINAL BUS SALES & SERVICE	365.99	10/26/2012
066215	10/18/2012	W/R	CDW-G	552.50	10/26/2012
066216	10/18/2012	W/R	CLEAR FORK VALLEY LOCAL	1,900.00	10/25/2012
066217	10/18/2012	W/R	CLEARWATER SYSTEMS	625.42	10/26/2012
066218	10/18/2012	W/R	COLES ENERGY, INC.	4,072.89	10/26/2012
066219	10/18/2012	W/R	CORPAD	122.50	10/26/2012
066220	10/18/2012	W/R	CRS DISTRIBUTING	541.00	10/26/2012
066221	10/18/2012	W/R	CULLIGAN QUALITY WATER	51.00	10/26/2012
066222	10/18/2012	W/R	CYNTHIA J. KUNZ	775.92	10/24/2012
066223	10/18/2012	W/R	D & D INSTRUMENTS	559.00	10/30/2012
066224	10/18/2012	W/R	DAIRY ENTERPRISES INC.	5,036.41	10/26/2012
066225	10/18/2012	W/W	DAVID A. BOND	49.95	
066226	10/18/2012	W/R	DAVID ROBERTS	141.74	10/26/2012
066227	10/18/2012	W/W	DJ CO-OPS	1,162.40	
066228	10/18/2012	W/W	EDWINA FINLEY	380.00	
066229	10/18/2012	W/R	ESBER CASH REGISTER	6,710.00	10/30/2012
066230	10/18/2012	W/R	ETA Hand2Mind	531.33	10/26/2012
066231	10/18/2012	W/R	ITsavvy	10,539.00	10/24/2012
066232	10/22/2012	W/R	ALBERT GUARNIERI & CO., INC.	122.68	10/26/2012
066233	10/22/2012	W/W	BEST BUY	261.97	
066234	10/22/2012	W/R	COLE DISTRIBUTING	27,719.89	10/26/2012
066235	10/22/2012	W/R	CRS DISTRIBUTING	1,351.00	10/26/2012
066236	10/22/2012	W/R	FORGET-ME-NOT FLOWER SHOP, INC.	207.50	10/25/2012
066237	10/22/2012	W/R	FURBY/MANSFIELD ELECTRIC	535.13	10/26/2012
066238	10/22/2012	W/R	GERMAN'S BUS SALES & SERVICE	365.29	10/31/2012
066239	10/22/2012	W/R	GORDON FOOD SERVICE	18,390.00	10/31/2012
066240	10/22/2012	W/R	GRAINGER	758.77	10/26/2012
066241	10/22/2012	W/W	GREATMATS.COM	1,368.00	
066242	10/22/2012	W/R	HARBOR FREIGHT TOOLS	33.98	10/26/2012
066243	10/22/2012	W/R	HD SUPPLY FACILITIES	161.34	10/30/2012
066244	10/22/2012	W/R	HOBART SERVICE	207.90	10/30/2012
066245	10/22/2012	W/R	HOUSE OF SECURITY	3,949.74	10/26/2012
066246	10/22/2012	W/R	JERRY'S HOME FURNISHINGS	549.95	10/26/2012
066247	10/22/2012	W/W	JOHN F. HARRIS	27.00	
066248	10/22/2012	W/R	KELL ACE HARDWARE	77.38	10/31/2012
066249	10/22/2012	W/W	LAURA WESSERLING	7.77	
066250	10/22/2012	W/R	LESCH BATTERY & POWER	76.99	10/30/2012
066251	10/22/2012	W/R	LEXINGTON AUTO PARTS	2.69	10/26/2012
066252	10/22/2012	W/R	LOW TEMP REFRIGERATION INC.	1,666.48	10/26/2012

Check#	Check Date	Org Sta	Vendor Paid	Check Amount	Status Date
066253	10/22/2012	W/R	LOWE'S HOME CENTER	37.76	10/30/2012
066254	10/22/2012	W/R	MADISON FAMILY PRACTICE	120.00	10/26/2012
066255	10/22/2012	W/R	MANSFIELD AUTO PARTS	1,144.22	10/26/2012
066256	10/22/2012	W/W	MARIANNE LA ROSA, M.A./CC-SLP	375.00	
066257	10/22/2012	W/R	MEDINA COUNTY SCHOOLS' ESC	135.00	10/26/2012
066258	10/22/2012	W/R	METRONOME MUSIC STORE	621.95	10/26/2012
066259	10/22/2012	W/R	MHS INDUSTRIAL SUPPLY	441.05	10/26/2012
066260	10/22/2012	W/R	MICHELLE OLECKI	299.70	10/26/2012
066261	10/22/2012	W/R	MID-OHIO ED. SERVICE CENTER	10,771.26	10/25/2012
066262	10/22/2012	W/V	MORITZ CONCRETE, INC.	98.00	10/31/2012
066263	10/22/2012	W/R	N & A NORTH WOODS	250.00	10/26/2012
066264	10/22/2012	W/R	NATIONAL BUSINESS FURNITURE	2,150.59	10/30/2012
066265	10/22/2012	W/R	NATIONAL LIME & STONE CO.	628.88	10/26/2012
066266	10/22/2012	W/W	NATIONWIDE CHILDREN'S HOSPITAL	753.00	
066267	10/22/2012	W/R	COTTINGHAM PAPER	390.58	10/26/2012
066268	10/22/2012	W/R	NEWS JOURNAL	29.13	10/30/2012
066269	10/22/2012	W/R	NORTH CENTRAL OHIO	62,579.55	10/31/2012
066270	10/22/2012	W/R	NORTH CENTRAL OHIO ESC	192.50	10/26/2012
066271	10/22/2012	W/W	O.E. MEYER COMPANY	388.40	
066272	10/22/2012	W/R	OCLRE	370.00	10/31/2012
066273	10/22/2012	W/R	OHIO DEPART. OF JOB & FAMILY	64.97	10/30/2012
066274	10/22/2012	W/W	OMEA DISTRICT 10 TREASURER	240.00	
066275	10/22/2012	W/W	PIONEER CTC	50.00	
066276	10/22/2012	W/W	PLAY SCRIPTS, INC.	55.15	
066277	10/22/2012	W/R	PLAYWORLD MIDSTATES	10,785.00	10/26/2012
066278	10/22/2012	W/R	POST MASTER	900.00	10/30/2012
066279	10/22/2012	W/W	POWER OF THE PEN	375.00	
066280	10/22/2012	W/W	PURRFORMANCE DIESEL, INC.	1,140.00	
066281	10/22/2012	W/R	R & L APPLIANCE PARTS	124.06	10/26/2012
066282	10/22/2012	W/R	RC THERAPY SERVICES, INC.	5,725.50	10/30/2012
066283	10/22/2012	W/R	REBECCA BIGLEY	567.68	10/26/2012
066284	10/22/2012	W/R	RENHILL GROUP, INC.	3,293.22	10/26/2012
066285	10/22/2012	W/R	RENWICK, WELSH & BURTON	3,962.50	10/26/2012
066286	10/22/2012	W/R	RIDDELL	1,994.10	10/26/2012
066287	10/22/2012	W/R	ROBERT J TOMMELLEO	21.65	10/26/2012
066288	10/22/2012	W/R	SCHMIDT SECURITY	831.46	10/31/2012
066289	10/22/2012	W/R	SCOTT HAMILTON	419.94	10/23/2012
066290	10/22/2012	W/R	SENSMEIER OIL COMPANY	2,341.95	10/26/2012
066291	10/22/2012	W/R	SHELBY PRINTING, INC.	129.48	10/26/2012
066292	10/22/2012	W/R	SIESEL DISTRIBUTING, LLC	526.75	10/26/2012
066293	10/22/2012	W/R	SMETZ'S TIRE SERVICE CENTER	192.32	10/26/2012
066294	10/22/2012	W/R	STAPLES ADVANTAGE	4,383.06	10/26/2012
066295	10/22/2012	W/R	SUNBELT RENTALS	912.60	10/31/2012
066296	10/22/2012	W/R	SYSCO CLEVELAND, INC.	2,676.73	10/26/2012
066297	10/22/2012	W/R	TRANSPORTATION ACCESSORIES CO.	147.71	10/26/2012
066298	10/22/2012	W/W	TRICIA L. VOLZ	66.74	
066299	10/22/2012	W/R	MANSFIELD TRUCK SALES &	2,556.80	10/26/2012
066300	10/22/2012	W/R	VASU COMMUNICATIONS, INC.	203.29	10/26/2012
066301	10/22/2012	W/W	WILCOX SALES & SERVICE	153.50	
066302	10/22/2012	W/R	WOLFF BROS. SUPPLY, INC.	1,367.17	10/26/2012
066303	10/22/2012	W/R	WORNER ROOFING COMPANY	315.53	10/25/2012
066304	10/24/2012	W/R	POST MASTER	225.00	10/26/2012

Check#	Check Date	Org Sta	Vendor Paid	Check Amount	Status Date
066305	10/30/2012	W/W	ADVANCED TURF SOLUTIONS	855.00	
066306	10/30/2012	W/W	AMER.COM	428.87	
066307	10/30/2012	W/W	AMERICAN ELECTRIC POWER	22,281.78	
066308	10/30/2012	W/W	ARCHIPELAGO LEARNING	4,218.55	
066309	10/30/2012	W/W	AWARDSMITH	107.00	
066310	10/30/2012	W/W	BAKER VEHICLE SYSTEMS, INC.	152.63	
066311	10/30/2012	W/W	BARNES & NOBLE	33.54	
066312	10/30/2012	W/W	BIO CORPORATION	739.24	
066313	10/30/2012	W/W	BLUE FOX GROUP	1,353.95	
066314	10/30/2012	W/W	BSN SPORTS	5,550.00	
066315	10/30/2012	W/W	CALLAHAN DOOR SALES	240.00	
066316	10/30/2012	W/W	CAPP/USA	800.62	
066317	10/30/2012	W/W	CARDINAL POWER SALES	42.99	
066318	10/30/2012	W/W	CBIZ BENEFITS & INSURANCE	2,750.00	
066319	10/30/2012	W/W	CEDAR CREEK METALS	198.00	
066320	10/30/2012	W/W	CenturyLink	1,448.33	
066321	10/30/2012	W/W	CHARLES RITTER CO.	328.91	
066322	10/30/2012	W/W	CURRICULUM ASSOCIATES, INC.	58.69	
066323	10/30/2012	W/W	DELL MARKETING L.P.	1,342.91	
066324	10/30/2012	W/W	DISCOVERY EDUCATION	1,570.00	
066325	10/30/2012	W/W	DRAIN-PRO	200.00	
066326	10/30/2012	W/W	ELZY MILLING & TRADE LTD.	200.30	
066327	10/30/2012	W/W	EVAN-MOOR	131.96	
066328	10/30/2012	W/W	FLOCABULARY	126.00	
066329	10/30/2012	W/W	FOLLETT EDUCATIONAL SERVICES	12.80	
066330	10/30/2012	W/W	FOLLETT LIBRARY RESOURCES	881.92	
066331	10/30/2012	W/W	FRONT & CENTER TURF CONSULTANT	2,100.00	
066332	10/30/2012	W/W	FURBY/MANSFIELD ELECTRIC	2,569.23	
066333	10/30/2012	W/W	G & L SUPPLY CO.	1,799.66	
066334	10/30/2012	W/W	GERBER DRY CLEANERS	475.00	
066335	10/30/2012	W/W	GEYER'S MARKET'S, INC.	88.52	
066336	10/30/2012	W/W	GRAINGER	1,483.55	
066337	10/30/2012	W/W	GREAT POTENTIAL PRESS, INC.	164.95	
066338	10/30/2012	W/W	HD SUPPLY FACILITIES	138.25	
066339	10/30/2012	W/W	HOUGHTON-MIFFLIN HARCOURT	10,360.60	
066340	10/30/2012	W/W	RIVERSIDE PUBLISHING CO.	1,471.54	
066341	10/30/2012	W/W	HUGH O'BRIAN YOUTH LEADERSHIP	150.00	
066342	10/30/2012	W/W	HOUSE OF SECURITY	22.04	
066343	10/30/2012	W/W	ITsavvy	473.00	
066344	10/30/2012	W/W	J & B ACCOUSTICAL	182.00	
066345	10/30/2012	W/W	K12 MARKETPLACE TEXTBOOK	599.25	
066346	10/30/2012	W/R	KATHY SCHWECHHEIMER	64.38	10/31/2012
066347	10/30/2012	W/W	KAYLA HEIMANN	207.17	
066348	10/30/2012	W/W	KRISTEN McPEEK	24.42	
066349	10/30/2012	W/W	KROGER COMPANY	7.87	
066350	10/30/2012	W/W	LAGUNA CLAY COMPANY	484.18	
066351	10/30/2012	W/W	LAKESHORE LEARNING MATERIALS	289.56	
066352	10/30/2012	W/W	LEXINGTON LOCAL SCHOOLS	134.75	
066353	10/30/2012	W/W	LOFT VIOLIN SHOP	245.00	
066354	10/30/2012	W/W	MARSHA HAAS	380.00	
066355	10/30/2012	W/W	McCORMICK'S INTERPRISES, INC.	222.00	
066356	10/30/2012	W/W	MEDCO SUPPLY INC.	71.64	

Check#	Check Date	Org Sta	Vendor Paid	Check Amount	Status Date
066357	10/30/2012	W/W	MID-OHIO ED. SERVICE CENTER	1,481.00	
066358	10/30/2012	W/W	MILLIRON WASTE MGT.	783.64	
066359	10/30/2012	W/W	RICHLAND CO. HEALTH DEPT	5,358.34	
066360	10/30/2012	W/W	MUSIC RESOURCE, INC.	943.26	
066361	10/30/2012	W/W	MVD SPORTS	1,079.55	
066362	10/30/2012	W/W	NEWS-2-YOU, INC.	429.00	
066363	10/30/2012	W/W	COTTINGHAM PAPER	1,047.60	
066364	10/30/2012	W/W	NUHOP CENTER FOR	821.00	
066365	10/30/2012	W/W	OCLRE	260.00	
066366	10/30/2012	W/W	OSMA	130.00	
066367	10/30/2012	W/W	PEBBLE CREEK GOLF CLUB	7,301.02	
066368	10/30/2012	W/W	PSAT/NMSQT	875.00	
066369	10/30/2012	W/W	QUENCH	266.00	
066370	10/30/2012	W/W	QUILL & SCROLL SOCIETY, SCHOOL	69.00	
066371	10/30/2012	W/W	SAM'S CLUB	161.18	
066372	10/30/2012	W/W	SARAH FREUNDLICH	184.39	
066373	10/30/2012	W/W	SCHMIDT SECURITY	327.00	
066374	10/30/2012	W/W	SCHOLASTIC BOOK FAIRS	3,857.13	
066375	10/30/2012	W/W	SCHOLASTIC INC	60.00	
066376	10/30/2012	W/W	TEACHER STORE/SCHOLASTIC	682.49	
066377	10/30/2012	W/W	WEEKLY READER CORP.	494.02	
066378	10/30/2012	W/W	SCHOOL SPECIALTY INC.	2,495.90	
066379	10/30/2012	W/W	SchoolArts MAGAZINE	9.95	
066380	10/30/2012	W/W	SCIENCE KIT ELEMENTARY	986.63	
066381	10/30/2012	W/W	SHERWIN-WILLIAMS	996.24	
066382	10/30/2012	W/W	SHIFFLER EQUIPMENT SALES	2,167.50	
066383	10/30/2012	W/W	SIGN GRAPHIX	575.00	
066384	10/30/2012	W/W	SKELTON'S, INC.	10.50	
066385	10/30/2012	W/W	SOUTHWEST STRINGS	2,758.83	
066386	10/30/2012	W/W	US-GAMES	298.56	
066387	10/30/2012	W/W	SPORT-N-SHOES	660.00	
066388	10/30/2012	W/W	STANTON SHEET MUSIC	822.87	
066389	10/30/2012	W/W	STAPLES ADVANTAGE	299.63	
066390	10/30/2012	W/W	STAPLES	127.58	
066391	10/30/2012	W/W	STATE TEACHERS RETIREMENT	3,771.81	
066392	10/30/2012	W/W	TEXTRON FINANCIAL CORP.	9,708.04	
066393	10/30/2012	W/W	THERAPRO, INC.	90.79	
066394	10/30/2012	W/W	THERAPY SHOPPE	155.66	
066395	10/30/2012	W/W	TIRE CENTERS, INC.	498.76	
066396	10/30/2012	W/W	TOUCH OF CLASS	915.60	
066397	10/30/2012	W/W	ENABLING DEVICES	426.90	
066398	10/30/2012	W/W	TRIBUNE-COURIER	21.00	
066399	10/30/2012	W/W	TRIUMPH LEARNING	514.95	
066400	10/30/2012	W/W	U.S. AWARDS, INC.	1,569.22	
066401	10/30/2012	W/W	UNITED CULTURES, INC.	675.00	
066402	10/30/2012	W/W	US BANK	19,109.68	
066403	10/30/2012	W/W	VERIZON WIRELESS	479.29	
066404	10/30/2012	W/W	VISTA HIGHER LEARNING, INC.	1,548.71	
066405	10/30/2012	W/W	VOCABULARY SPELLINGCITY.COM	525.00	
066406	10/30/2012	W/W	WAL-MART DISCOUNT CITIES	256.54	
066407	10/30/2012	W/W	WOLFF BROS. SUPPLY, INC.	2,055.44	
066408	10/30/2012	W/W	WORNER ROOFING COMPANY	284.55	



Date: 11/05/2012

C H E C K   R E G I S T E R  
Processing Month: October 2012  
LEXINGTON LOCAL SCHOOLS

Page:           6  
(CHKREG)

Check#	Check Date	Org Sta	Vendor Paid	Check Amount	Status Date
066409	10/30/2012	W/W	XPRESS PUBLISHING & PRINTING	287.00	
066410	10/31/2012	B/B	RICHLAND COUNTY FOUNDATION	25,308.00	
066411	10/31/2012	W/W	LEXINGTON ATHLETIC ACCOUNT	3,233.84	
066412	10/31/2012	W/W	VALUE CITY FURNITURE	299.99	
066413	10/31/2012	W/W	COMFORT INN	483.66	
690370	10/05/2012	C/R	LEXINGTON SCHOOLS - PAYROLL	854,993.52	10/31/2012
690371	10/03/2012	M/M	LEXINGTON SCHOOLS - PAYROLL	11,583.48	
690372	10/19/2012	C/R	LEXINGTON SCHOOLS - PAYROLL	487,311.14	10/31/2012
690373	10/16/2012	M/M	MERCURY PAYMENT SYSTEMS	211.48	
690374	10/16/2012	M/M	ANTHEM BENEFIT SERVICES	260,560.81	
690375	10/16/2012	M/M	LEXINGTON SCHOOLS - PAYROLL	6,458.74	
690376	10/30/2012	M/M	MEMO-S.E.R.S.	41,690.00	
690377	10/30/2012	M/M	MEMO-S.T.R.S.	103,870.00	
690379	10/31/2012	W/R	OHIO DEPARTMENT OF TAXATION	4,383.89	10/31/2012
Total Checks Issued				\$ 2,358,323.17	

DATE: 11/05/2012  
 TIME: 17:52

LEXINGTON LOCAL SCHOOLS  
 TRANS. BY FUND/RCPT, ALL FUNDS  
 DATES 10/01/2012 THRU 10/31/2012  
 SORTED BY TRANSACTION DATE

PAGE: 1  
 (RECEIVED)

TRANS NO	ITEM NO	TRANS DATE	STS	DESCRIPTION OR SOURCE	TI	FUND	RCPT	SPCC	SUBJ	OPU	TRANS AMOUNT
062704	0001	10/04/2012	A	October Tuition - Miller	03	001	1211	0000	000000	000	563.06
062705	0001	10/04/2012	A	Sept & Oct Tuition - Maxwell	03	001	1211	0000	000000	000	1,126.12
062724	0001	10/05/2012	A	Sept Tuition - Iten	03	001	1211	0000	000000	000	563.06
067762	0001	10/10/2012	A	October Tutiton - Basinger	03	001	1211	0000	000000	000	563.06
067770	0001	10/11/2012	A	October Tutiton - Them	03	001	1211	0000	000000	000	563.06
067781	0001	10/12/2012	A	October Tuition Pymt - Taylor	03	001	1211	0000	000000	000	563.06
067814	0001	10/18/2012	A	Sept & Oct Tuition - Mills	03	001	1211	0000	000000	000	1,126.12
067840	0001	10/24/2012	A	October Tuition - Dunn	03	001	1211	0000	000000	000	563.06
067840	0002	10/24/2012	A	October Tuition - Buchanan	03	001	1211	0000	000000	000	563.06
067863	0001	10/26/2012	A	October Tutiton - Ballinger	03	001	1211	0000	000000	000	563.06
RCPT CODE SUB-TOTAL:											6,756.72
067855	0016	10/19/2012	A	SB 140 Tuition	03	001	1221	0000	000000	000	0.00
RCPT CODE SUB-TOTAL:											0.00
067855	0017	10/19/2012	A	SF-14H Spec . Ed Tuition	03	001	1223	0000	000000	000	2,550.47-
067896	0001	10/31/2012	A	Correct Rec #67855 Foundation	03	001	1223	0000	000000	000	2,550.47
RCPT CODE SUB-TOTAL:											0.00
062740	0008	10/05/2012	A	Open Enrollment Revenue	03	001	1227	0000	000000	000	4.32-
067835	0008	10/19/2012	A	Open Enrollment Revenue	03	001	1227	0000	000000	000	4.32-
RCPT CODE SUB-TOTAL:											8.64-
067888	0001	10/31/2012	A	Richland Bank Oct Interest	03	001	1410	0000	000000	000	389.67
RCPT CODE SUB-TOTAL:											389.67
062674	0001	10/01/2012	A	Central Fees Collected	03	001	1740	0000	000000	400	28.00
062676	0001	10/01/2012	A	Jr High Fees Collected	03	001	1740	0000	000000	200	29.00
062680	0001	10/01/2012	A	Eastern Fees Collected	03	001	1740	0000	000000	300	169.00
062684	0001	10/02/2012	A	Jr High Fees Collected	03	001	1740	0000	000000	200	22.50
062688	0001	10/02/2012	A	Jr High Fees Collected	03	001	1740	0000	000000	200	42.00
062690	0001	10/02/2012	A	High School Fees collected	03	001	1740	0000	000000	100	87.00
062694	0001	10/03/2012	A	HS Fees collected	03	001	1740	0000	000000	100	10.00
062694	0002	10/03/2012	A	Choir workbooks sold	03	001	1740	0000	000000	100	9.25
062697	0001	10/03/2012	A	Western Fees Collected	03	001	1740	0000	000000	500	59.00
062710	0001	10/03/2012	A	Jr High School Fees Collected	03	001	1740	0000	000000	200	13.00
062713	0001	10/04/2012	A	Jr High School Fees Collected	03	001	1740	0000	000000	200	13.00-
062717	0001	10/04/2012	A	HS Fees Collected	03	001	1740	0000	000000	100	103.66
062717	0002	10/04/2012	A	HS Choir Workbooks Sold	03	001	1740	0000	000000	100	5.25

STATUS (STS) CODES:

A-RECEIPT B-REFUND OF RECEIPT V-VOID REFUND OF RECEIPT X-REDUCTION OF EXPENDITURE  
 C-APPROPRIATION OR BUDGET MODIFICATIONS D-EXPENSE/SUPPLIES DISTRIBUTION F-FUND TO FUND TRANSFER

DATE: 11/05/2012  
 TIME: 17:52

LEXINGTON LOCAL SCHOOLS  
 TRANS. BY FUND/RCPT, ALL FUNDS  
 DATES 10/01/2012 THRU 10/31/2012  
 SORTED BY TRANSACTION DATE

PAGE: 2  
 (RECLED)

TRANS NO	ITEM NO	TRANS DATE	STS	DESCRIPTION OR SOURCE	TI	FUND	RCPT	SPCC	SUBJ	OPU	TRANS AMOUNT
062718	0001	10/05/2012	A	Jr High Fees collected	03	001	1740	0000	000000	200	12.00
062719	0001	10/05/2012	A	HS Choir Workbooks sold	03	001	1740	0000	000000	100	14.50
062721	0001	10/05/2012	A	Western School Fees Collected	03	001	1740	0000	000000	500	20.00
062726	0001	10/09/2012	A	HS Choir Workbooks Sold	03	001	1740	0000	000000	100	5.25
062729	0001	10/09/2012	A	Central School Fees Collected	03	001	1740	0000	000000	400	60.00
062734	0001	10/09/2012	A	Jr High School Fees Collected	03	001	1740	0000	000000	200	30.00
062746	0001	10/09/2012	A	Eastern Fees Paid	03	001	1740	0000	000000	300	80.00
067752	0001	10/10/2012	A	High School Fees Collected	03	001	1740	0000	000000	100	15.00
067754	0001	10/10/2012	A	Central School Fees Collected	03	001	1740	0000	000000	400	28.00
067759	0001	10/10/2012	A	Western School Fees collected	03	001	1740	0000	000000	500	39.00
067765	0001	10/11/2012	A	HS Fees Collected	03	001	1740	0000	000000	100	28.00
067765	0002	10/11/2012	A	HS Choir Workbooks Sold	03	001	1740	0000	000000	100	5.25
067772	0001	10/11/2012	A	Central School Fees Collected	03	001	1740	0000	000000	400	56.00
067776	0001	10/12/2012	A	Central Fees Collected	03	001	1740	0000	000000	400	28.00
067777	0001	10/12/2012	A	Jr High School Fees Coll	03	001	1740	0000	000000	200	17.00
067777	0003	10/12/2012	A	Jr High Foreign Lang WorkB sol	03	001	1740	0000	000000	100	19.50
067778	0001	10/12/2012	A	Jr High Fees Collected	03	001	1740	0000	000000	200	17.00
067778	0003	10/12/2012	A	Jr High Foreign Workbook sold	03	001	1740	0000	000000	100	28.00
067782	0001	10/12/2012	A	Eastern School Fees Paid	03	001	1740	0000	000000	300	544.00
067785	0001	10/15/2012	A	HS School Fees paid	03	001	1740	0000	000000	100	26.00
067790	0001	10/15/2012	A	Western Fees collected	03	001	1740	0000	000000	500	158.00
067797	0001	10/16/2012	A	Western Fees Collected	03	001	1740	0000	000000	500	40.00
067798	0001	10/16/2012	A	Central Fees Collected	03	001	1740	0000	000000	400	116.00
067800	0001	10/16/2012	A	Eastern Fees Collected	03	001	1740	0000	000000	300	220.00
067803	0001	10/17/2012	A	Western Fees Collected	03	001	1740	0000	000000	500	40.00
067806	0001	10/17/2012	A	HS Fees Collected	03	001	1740	0000	000000	100	26.00
067810	0003	10/18/2012	A	Central School fees paid	03	001	1740	0000	000000	400	36.00
067811	0001	10/18/2012	A	HS Fees Collected	03	001	1740	0000	000000	100	51.00
067813	0001	10/18/2012	A	Western School Fees Collected	03	001	1740	0000	000000	500	59.00
067817	0001	10/19/2012	A	Western Schhol Fees Coll	03	001	1740	0000	000000	500	40.00
067824	0001	10/22/2012	A	Western Fees Collected	03	001	1740	0000	000000	500	60.00
067825	0001	10/22/2012	A	Eastern Schhol Fees Paid	03	001	1740	0000	000000	300	130.00
067835	0001	10/22/2012	A	Eastern Class Fees Collected	03	001	1740	0000	000000	300	160.00
067838	0001	10/23/2012	A	Central School Fees Paid	03	001	1740	0000	000000	400	257.50
067843	0001	10/25/2012	A	Eastern Class Fees Collected	03	001	1740	0000	000000	300	40.00
067844	0001	10/25/2012	A	Western Fees Collected	03	001	1740	0000	000000	500	50.00
067845	0001	10/25/2012	A	Eastern Class Fees Coll	03	001	1740	0000	000000	300	296.00
067860	0001	10/26/2012	A	HS Fees collected	03	001	1740	0000	000000	100	57.00
067861	0002	10/26/2012	A	Central Fees Collected	03	001	1740	0000	000000	400	183.00
067865	0001	10/29/2012	A	Western Fees Paid	03	001	1740	0000	000000	500	78.00
067866	0001	10/29/2012	A	Eastern Class Fees Paid	03	001	1740	0000	000000	300	280.00
067867	0001	10/29/2012	A	Central Fees Paid	03	001	1740	0000	000000	400	319.00
067870	0001	10/30/2012	A	HS Fees collected	03	001	1740	0000	000000	100	57.00
067880	0001	10/30/2012	A	Central School Fees Pd	03	001	1740	0000	000000	400	181.00

STATUS (STS) CODES:

A-RECEIPT B-REFUND OF RECEIPT V-VOID REFUND OF RECEIPT X-REDUCTION OF EXPENDITURE  
 C-APPROPRIATION OR BUDGET MODIFICATIONS D-EXPENSE/SUPPLIES DISTRIBUTION F-FUND TO FUND TRANSFER

DATE: 11/05/2012  
 TIME: 17:52

LEXINGTON LOCAL SCHOOLS  
 TRANS. BY FUND/RCPT, ALL FUNDS  
 DATES 10/01/2012 THRU 10/31/2012  
 SORTED BY TRANSACTION DATE

PAGE: 3  
 (RECLED)

TRANS NO	ITEM NO	TRANS DATE	STS	DESCRIPTION OR SOURCE	TI	FUND	RCPT	SPCC	SUBJ	OPU	TRANS AMOUNT
067878	0001	10/31/2012	A	HS Fees Credit - Morales	03	001	1740	0000	000000	100	7.00-
067878	0003	10/31/2012	A	HS Fees Credit - M. Conover	03	001	1740	0000	000000	100	17.00-
067878	0005	10/31/2012	A	HS Fees Credit - A. Conover	03	001	1740	0000	000000	100	19.50-
067878	0007	10/31/2012	A	HS Fees Credit - Blubaugh	03	001	1740	0000	000000	100	15.00-
067878	0009	10/31/2012	A	HS Fees Credit - Youse	03	001	1740	0000	000000	100	17.00-
067879	0001	10/31/2012	A	Corr Dep 10/29 ck not listed	03	001	1740	0000	000000	400	28.00
067885	0001	10/31/2012	A	Central Fees Paid	03	001	1740	0000	000000	400	443.00
067890	0001	10/31/2012	A	HS Fees - Pay For It	03	001	1740	0000	000000	100	134.00
067890	0002	10/31/2012	A	Central Fees - Pay For It	03	001	1740	0000	000000	400	90.00
067890	0004	10/31/2012	A	JR High Fees - Pay For It	03	001	1740	0000	000000	200	88.00
067890	0005	10/31/2012	A	Eastern Fees - Pay For It	03	001	1740	0000	000000	300	120.00
RCPT CODE SUB-TOTAL:											5,399.16
062701	0001	10/04/2012	A	Bldg Rental - Zumba Cyphens	03	001	1810	0000	000000	000	43.75
067766	0001	10/11/2012	A	Building Rental - Heartland Ch	03	001	1810	0000	000000	000	52.50
RCPT CODE SUB-TOTAL:											96.25
062739	0001	10/09/2012	A	Receipt #62670 reverse	03	001	1890	0000	000000	000	30.00
067895	0001	10/31/2012	A	Pay For It error in October	03	001	1890	0000	000000	000	34.30
RCPT CODE SUB-TOTAL:											64.30
062740	0001	10/05/2012	A	Foundation Funding	03	001	3110	0000	000000	000	353,959.65
062740	0003	10/05/2012	A	Subsidy for High Perform Distr	03	001	3110	0000	000000	000	1,870.30
062740	0004	10/05/2012	A	Special Ed Transportation	03	001	3110	0000	000000	000	1,954.31
067855	0001	10/19/2012	A	Foundation Funding	03	001	3110	0000	000000	000	353,959.65
067855	0003	10/19/2012	A	Subsidy for High Perform Distr	03	001	3110	0000	000000	000	1,870.30
067855	0004	10/19/2012	A	Special Ed Transportation	03	001	3110	0000	000000	000	1,954.32
067855	0013	10/19/2012	A	FY12 PASS Adjustment	03	001	3110	0000	000000	000	0.00
RCPT CODE SUB-TOTAL:											715,568.53
062741	0001	10/01/2012	A	RB for Real Estate - Morrow	03	001	3131	0000	000000	000	919.08
062741	0002	10/01/2012	A	RB for Emergency Levy - Morrow	03	001	3131	0000	000000	000	686.04
062741	0004	10/01/2012	A	2 1/2 HMRB Real Est-Morrow	03	001	3131	0000	000000	000	182.76
062741	0005	10/01/2012	A	2 1/2 HMRB Emerg Levy-Morrow	03	001	3131	0000	000000	000	136.40
067877	0001	10/24/2012	A	RB for Real Estate -Richland	03	001	3131	0000	000000	000	284,314.01
067877	0002	10/24/2012	A	RB for Emergency Levy-Richland	03	001	3131	0000	000000	000	212,220.30
067877	0007	10/24/2012	A	2 1/2 RB for Real Estate-Richl	03	001	3131	0000	000000	000	59,819.80
067877	0008	10/24/2012	A	2 1/2 RB for Emergency - Richl	03	001	3131	0000	000000	000	44,651.18
RCPT CODE SUB-TOTAL:											602,929.57

STATUS (STS) CODES:

A-RECEIPT B-REFUND OF RECEIPT V-VOID REFUND OF RECEIPT X-REDUCTION OF EXPENDITURE  
 C-APPROPRIATION OR BUDGET MODIFICATIONS D-EXPENSE/SUPPLIES DISTRIBUTION F-FUND TO FUND TRANSFER

DATE: 11/05/2012  
 TIME: 17:52

LEXINGTON LOCAL SCHOOLS  
 TRANS. BY FUND/RCPT, ALL FUNDS  
 DATES 10/01/2012 THRU 10/31/2012  
 SORTED BY TRANSACTION DATE

PAGE: 4  
 (RECLED)

TRANS NO	ITEM NO	TRANS DATE	STS	DESCRIPTION OR SOURCE	TI	FUND	RCPT	SPCC	SUBT	OPU	TRANS AMOUNT
067877	0004	10/24/2012	A	Homestead Real Est - Richland	03	001	3132	0000	000000	000	121,571.24
067877	0005	10/24/2012	A	Homestead Emerg Levy-Richland	03	001	3132	0000	000000	000	90,743.90
RCPT CODE SUB-TOTAL:											212,315.14
062740	0002	10/05/2012	A	Career-Tech Allocation	03	001	3219	0000	000000	000	196.23
067855	0002	10/19/2012	A	Career-Tech Allocation	03	001	3219	0000	000000	000	196.23
RCPT CODE SUB-TOTAL:											392.46
067816	0001	10/18/2012	A	MEDICAID Recd -10/18/12	03	001	3300	0000	000000	000	284.00
RCPT CODE SUB-TOTAL:											284.00
067771	0001	10/11/2012	A	Centurytel E-Rate Payment	03	001	5300	0000	000000	000	3,065.73
RCPT CODE SUB-TOTAL:											3,065.73
FUND CODE SUB-TOTAL:											1,547,252.89
062677	0001	10/01/2012	A	Stover Fingerprinting charge	03	001	1890	9800	000000	000	49.00
062677	0002	10/01/2012	A	Whitelock Fingerprinting charg	03	001	1890	9800	000000	000	49.00
062677	0003	10/01/2012	A	Hamilton Fingerprinting charge	03	001	1890	9800	000000	000	49.00
062702	0001	10/04/2012	A	Whitney Fingerprinting Charge	03	001	1890	9800	000000	000	49.00
067753	0001	10/10/2012	A	Fingerprinting Chg - Collins	03	001	1890	9800	000000	000	27.00
RCPT CODE SUB-TOTAL:											223.00
FUND CODE SUB-TOTAL:											223.00
062741	0003	10/01/2012	A	RB for PI Levy - Morrow	03	003	3131	0000	000000	000	81.53
062741	0006	10/01/2012	A	2 1/2 HMRB PI Levy-Morrow	03	003	3131	0000	000000	000	16.21
067877	0003	10/24/2012	A	RB for PI Levy - Richland	03	003	3131	0000	000000	000	25,219.64
067877	0009	10/24/2012	A	2 1/2 RB for PI Levy - Richlan	03	003	3131	0000	000000	000	5,306.46
RCPT CODE SUB-TOTAL:											30,623.84
067877	0006	10/24/2012	A	Homestead for PI Levy-Richland	03	003	3132	0000	000000	000	10,785.72
RCPT CODE SUB-TOTAL:											10,785.72
FUND CODE SUB-TOTAL:											41,409.56

STATUS (STS) CODES:

A-RECEIPT B-REFUND OF RECEIPT V-VOID REFUND OF RECEIPT X-REDUCTION OF EXPENDITURE  
 C-APPROPRIATION OR BUDGET MODIFICATIONS D-EXPENSE/SUPPLIES DISTRIBUTION F-FUND TO FUND TRANSFER

DATE: 11/05/2012  
 TIME: 17:52

LEXINGTON LOCAL SCHOOLS  
 TRANS. BY FUND/RCPT, ALL FUNDS  
 DATES 10/01/2012 THRU 10/31/2012  
 SORTED BY TRANSACTION DATE

PAGE: 5  
 (RECLD)

TRANS NO	ITEM NO	TRANS DATE	STS	DESCRIPTION OR SOURCE	TI	FUND	RCPT	SPCC	SUBJ	OPU	TRANS AMOUNT
062742	0022	10/01/2012	A	HS Breakfast	03	006	1511	0000	000000	100	405.45
062742	0023	10/01/2012	A	Jr. Hi Breakfast	03	006	1511	0000	000000	200	201.25
062742	0024	10/01/2012	A	Central Breakfast	03	006	1511	0000	000000	400	27.25
062742	0025	10/01/2012	A	Eastern Breakfast	03	006	1511	0000	000000	300	170.30
062742	0026	10/01/2012	A	Western Breakfast	03	006	1511	0000	000000	500	160.45
067889	0022	10/31/2012	A	HS Breakfast	03	006	1511	0000	000000	100	505.80
067889	0023	10/31/2012	A	Jr. Hi Breakfast	03	006	1511	0000	000000	200	43.55
067889	0024	10/31/2012	A	Central Breakfast	03	006	1511	0000	000000	400	186.40
067889	0025	10/31/2012	A	Eastern Breakfast	03	006	1511	0000	000000	300	312.65
067889	0026	10/31/2012	A	Western Breakfast	03	006	1511	0000	000000	500	241.60
RCPT CODE SUB-TOTAL:											2,254.70
062673	0001	10/01/2012	A	NSF Ck E.S. Western Lunch	03	006	1512	0000	000000	500	30.00-
062742	0002	10/01/2012	A	HS Stu. Type A	03	006	1512	0000	000000	100	11,883.74
062742	0003	10/01/2012	A	Jr. Hi. Stu. Type A	03	006	1512	0000	000000	200	3,151.68
062742	0004	10/01/2012	A	Central Stu. Type A	03	006	1512	0000	000000	400	6,057.44
062742	0005	10/01/2012	A	Eastern Stu. Type A	03	006	1512	0000	000000	300	5,102.70
062742	0006	10/01/2012	A	Western Stu. Type A	03	006	1512	0000	000000	300	2,803.86
067823	0001	10/22/2012	A	Redeposit S.C. NSF Ck	03	006	1512	0000	000000	100	10.00
067878	0002	10/31/2012	A	HS Lunch Deposit - Morales	03	006	1512	0000	000000	100	7.00
067878	0004	10/31/2012	A	HS Lunch Deposit - M. Conover	03	006	1512	0000	000000	100	17.00
067878	0006	10/31/2012	A	HS Lunch Deposit - A. Conover	03	006	1512	0000	000000	100	19.50
067878	0008	10/31/2012	A	HS Lunch Deposit - Blubaugh	03	006	1512	0000	000000	100	15.00
067878	0010	10/31/2012	A	HS Lunch Deposit - Youse	03	006	1512	0000	000000	100	17.00
067884	0001	10/31/2012	A	Reimb for NSF Check E.S.	03	006	1512	0000	000000	500	30.00
067889	0002	10/31/2012	A	HS Stu. Type A	03	006	1512	0000	000000	100	18,281.18
067889	0003	10/31/2012	A	Jr. Hi. Stu. Type A	03	006	1512	0000	000000	200	8,167.35
067889	0004	10/31/2012	A	Central Stu. Type A	03	006	1512	0000	000000	400	5,044.78
067889	0005	10/31/2012	A	Eastern Stu. Type A	03	006	1512	0000	000000	300	7,403.29
067889	0006	10/31/2012	A	Western Stu. Type A	03	006	1512	0000	000000	300	4,415.38
RCPT CODE SUB-TOTAL:											72,396.90
062742	0012	10/01/2012	A	HS Stu. Ala Carte	03	006	1513	0000	000000	100	8,272.50
062742	0013	10/01/2012	A	Jr. Hi Stu. Ala Carte	03	006	1513	0000	000000	200	206.95
062742	0014	10/01/2012	A	Central Stu. Ala Carte	03	006	1513	0000	000000	400	2,607.71
062742	0015	10/01/2012	A	Eastern Stu. Ala Carte	03	006	1513	0000	000000	300	1,083.20
062742	0016	10/01/2012	A	Western Stu. Ala Carte	03	006	1513	0000	000000	500	205.30
067889	0012	10/31/2012	A	HS Stu. Ala Carte	03	006	1513	0000	000000	100	10,288.25
067889	0013	10/31/2012	A	Jr. Hi Stu. Ala Carte	03	006	1513	0000	000000	200	3,287.25
067889	0014	10/31/2012	A	Central Stu. Ala Carte	03	006	1513	0000	000000	400	333.30
067889	0015	10/31/2012	A	Eastern Stu. Ala Carte	03	006	1513	0000	000000	300	1,420.70
067889	0016	10/31/2012	A	Western Stu. Ala Carte	03	006	1513	0000	000000	500	362.90

STATUS (STS) CODES:

A-RECEIPT B-REFUND OF RECEIPT V-VOID REFUND OF RECEIPT X-REDUCTION OF EXPENDITURE  
 C-APPROPRIATION OR BUDGET MODIFICATIONS D-EXPENSE/SUPPLIES DISTRIBUTION F-FUND TO FUND TRANSFER

DATE: 11/05/2012  
 TIME: 17:52

LEXINGTON LOCAL SCHOOLS  
 TRANS. BY FUND/RCPT, ALL FUNDS  
 DATES 10/01/2012 THRU 10/31/2012  
 SORTED BY TRANSACTION DATE

PAGE: 6  
 (RECLE)

TRANS NO	ITEM NO	TRANS DATE	STS	DESCRIPTION OR SOURCE	TI	FUND	RCPT	SPCC	SUBJ	OPU	TRANS AMOUNT
RCPT CODE SUB-TOTAL:											28,068.06
062742	0007	10/01/2012	A	HS Stu. Milk	03	006	1514	0000	000000	100	180.50
062742	0008	10/01/2012	A	Jr. Hi Stu. Milk	03	006	1514	0000	000000	200	55.00
062742	0009	10/01/2012	A	Central Stu. Milk	03	006	1514	0000	000000	200	176.00
062742	0010	10/01/2012	A	Eastern Stu. Milk	03	006	1514	0000	000000	300	53.50
062742	0011	10/01/2012	A	Western Stu. Milk	03	006	1514	0000	000000	500	113.00
067889	0007	10/31/2012	A	HS Stu. Milk	03	006	1514	0000	000000	100	256.50
067889	0008	10/31/2012	A	Jr. Hi Stu. Milk	03	006	1514	0000	000000	200	163.00
067889	0009	10/31/2012	A	Central Stu. Milk	03	006	1514	0000	000000	200	60.50
067889	0010	10/31/2012	A	Eastern Stu. Milk	03	006	1514	0000	000000	300	65.00
067889	0011	10/31/2012	A	Western Stu. Milk	03	006	1514	0000	000000	500	132.50
RCPT CODE SUB-TOTAL:											1,255.50
062742	0017	10/01/2012	A	HS A. Type A	03	006	1522	0000	000000	100	395.03
062742	0018	10/01/2012	A	Jr. Hi A. Type A	03	006	1522	0000	000000	200	229.45
062742	0019	10/01/2012	A	Central A. Type A	03	006	1522	0000	000000	400	177.55
062742	0020	10/01/2012	A	Eastern A. Type A	03	006	1522	0000	000000	300	260.25
062742	0021	10/01/2012	A	Western A. Type A	03	006	1522	0000	000000	500	95.25
067889	0017	10/31/2012	A	HS A. Type A	03	006	1522	0000	000000	100	794.23
067889	0018	10/31/2012	A	Jr. Hi A. Type A	03	006	1522	0000	000000	200	213.50
067889	0019	10/31/2012	A	Central A. Type A	03	006	1522	0000	000000	400	930.40
067889	0020	10/31/2012	A	Eastern A. Type A	03	006	1522	0000	000000	300	1,219.55
067889	0021	10/31/2012	A	Western A. Type A	03	006	1522	0000	000000	500	958.50
RCPT CODE SUB-TOTAL:											5,273.71
067889	0027	10/31/2012	A	HS Pay For It	03	006	1559	0000	000000	100	2,432.50
067889	0028	10/31/2012	A	Jr. Hi Pay For It	03	006	1559	0000	000000	200	1,070.00
067889	0029	10/31/2012	A	Central Pay For It	03	006	1559	0000	000000	400	751.25
067889	0030	10/31/2012	A	Eastern Pay For It	03	006	1559	0000	000000	300	824.25
067889	0031	10/31/2012	A	Western Pay For It	03	006	1559	0000	000000	500	647.00
067889	0032	10/31/2012	A	EZ Pay Adjustment	03	006	1559	0000	000000	000	0.00
RCPT CODE SUB-TOTAL:											5,725.00
062742	0001	10/01/2012	A	Rev. Postings to Temp. Acct.	03	006	1590	0000	000000	000	44,075.31-
062706	0001	10/02/2012	A	Food Service Daily Dep 10/02	03	006	1590	0000	000000	000	2,895.78
062707	0001	10/03/2012	A	Food Service Daily Dep 10/3	03	006	1590	0000	000000	000	2,256.76
062708	0001	10/03/2012	A	Food Service Daily Dep 10/01	03	006	1590	0000	000000	000	4,582.14
062709	0001	10/04/2012	A	Food Service Daily Dep 10/04	03	006	1590	0000	000000	000	2,098.70
062736	0001	10/05/2012	A	Food Service Dep	03	006	1590	0000	000000	000	2,561.51

STATUS (STS) CODES:

A-RECEIPT B-REFUND OF RECEIPT V-VOID REFUND OF RECEIPT X-REDUCTION OF EXPENDITURE  
 C-APPROPRIATION OR BUDGET MODIFICATIONS D-EXPENSE/SUPPLIES DISTRIBUTION F-FUND TO FUND TRANSFER

DATE: 11/05/2012  
 TIME: 17:52

LEXINGTON LOCAL SCHOOLS  
 TRANS. BY FUND/RCPT, ALL FUNDS  
 DATES 10/01/2012 THRU 10/31/2012  
 SORTED BY TRANSACTION DATE

PAGE: 7  
 (RECLED)

TRANS NO	ITEM NO	TRANS DATE	STS	DESCRIPTION OR SOURCE	TI	FUND	RCPT	SPCC	SUBJ	OPU	TRANS AMOUNT
062737	0001	10/09/2012	A	Food Service Daily Deposit	03	006	1590	0000	000000	000	4,686.40
062738	0001	10/09/2012	A	Food Service Daily Dep	03	006	1590	0000	000000	000	3,043.50
067763	0001	10/10/2012	A	Food Service 10/10/12	03	006	1590	0000	000000	000	2,780.72
067774	0001	10/11/2012	A	Food Service Dep 10/11	03	006	1590	0000	000000	000	2,865.95
067783	0001	10/12/2012	A	Food Service Dep 10/12	03	006	1590	0000	000000	000	1,894.39
067793	0001	10/15/2012	A	Food Service Deposit 10/15	03	006	1590	0000	000000	000	3,697.53
067801	0001	10/16/2012	A	Food Service Dep 10/16	03	006	1590	0000	000000	000	2,369.55
067804	0001	10/17/2012	A	Food Service Dep 10/17	03	006	1590	0000	000000	000	2,444.75
067815	0001	10/18/2012	A	Food Service 10/18	03	006	1590	0000	000000	000	2,092.44
067834	0001	10/18/2012	A	Food Service Correction Daily	03	006	1590	0000	000000	000	100.00
067820	0001	10/19/2012	A	Food Service 10/19	03	006	1590	0000	000000	000	2,432.55
067836	0001	10/22/2012	A	Food Service 10/22	03	006	1590	0000	000000	000	3,841.71
067839	0001	10/23/2012	A	Food Service 10/23	03	006	1590	0000	000000	000	2,703.65
067849	0001	10/24/2012	A	Food Service 10/24	03	006	1590	0000	000000	000	2,498.77
067856	0001	10/24/2012	A	NSF Check DA - Food Service	03	006	1590	0000	000000	000	40.00-
067858	0001	10/25/2012	A	Food Service Dep 10/25/12	03	006	1590	0000	000000	000	2,311.44
067864	0001	10/26/2012	A	Food Service 10/26	03	006	1590	0000	000000	000	2,057.20
067868	0001	10/29/2012	A	Food Service Daily Dep 10/29	03	006	1590	0000	000000	000	3,123.51
067883	0001	10/30/2012	A	Food Service Dep 10/30	03	006	1590	0000	000000	000	3,003.86
067887	0001	10/31/2012	A	Food Service Dep 10/31	03	006	1590	0000	000000	000	2,745.25
067889	0001	10/31/2012	A	Rev. Postings to Temp. Acct.	03	006	1590	0000	000000	000	65,088.06-
RCPT CODE SUB-TOTAL:											44,115.31-
FUND CODE SUB-TOTAL:											70,858.56
067888	0003	10/31/2012	A	Richland Bank October Interest	03	007	1410	9800	000000	000	0.96
RCPT CODE SUB-TOTAL:											0.96
FUND CODE SUB-TOTAL:											0.96
067888	0004	10/31/2012	A	Richland Bank October Interest	03	007	1410	9801	000000	000	0.09
RCPT CODE SUB-TOTAL:											0.09
FUND CODE SUB-TOTAL:											0.09
067872	0001	10/31/2012	A	Jr High Dani Perez Collection	03	007	1890	9999	000000	000	298.00
067873	0001	10/31/2012	A	Dani Perez Collection	03	007	1890	9999	000000	000	260.00
067874	0001	10/31/2012	A	Dani Perez Collection	03	007	1890	9999	000000	000	632.00

STATUS (STS) CODES:

A-RECEIPT B-REFUND OF RECEIPT V-VOID REFUND OF RECEIPT X-REDUCTION OF EXPENDITURE  
 C-APPROPRIATION OR BUDGET MODIFICATIONS D-EXPENSE/SUPPLIES DISTRIBUTION F-FUND TO FUND TRANSFER



DATE: 11/05/2012  
 TIME: 17:52

LEXINGTON LOCAL SCHOOLS  
 TRANS. BY FUND/RCPT, ALL FUNDS  
 DATES 10/01/2012 THRU 10/31/2012  
 SORTED BY TRANSACTION DATE

PAGE: 8  
 (RECLED)

TRANS NO	ITEM NO	TRANS DATE	STS	DESCRIPTION OR SOURCE	TI	FUND	RCPT	SPCC	SUBJ	QPU	TRANS AMOUNT
067875	0001	10/31/2012	A	Dani Perez Collection	03	007	1890	9999	000000	000	1,161.00
067876	0001	10/31/2012	A	JH Candy Grams - Dani Perez	03	007	1890	9999	000000	000	183.00
RCPT CODE SUB-TOTAL:											2,534.00
FUND CODE SUB-TOTAL:											2,534.00
062689	0001	10/02/2012	A	PSAT payments	03	018	1690	9100	000000	000	56.00
062696	0001	10/03/2012	A	PSAT Test payments	03	018	1690	9100	000000	000	28.00
062716	0001	10/04/2012	A	PSAT Test	03	018	1690	9100	000000	000	14.00
062730	0001	10/09/2012	A	PSAT Test fees	03	018	1690	9100	000000	000	70.00
062745	0001	10/09/2012	A	PSAT Payments	03	018	1690	9100	000000	000	56.00
067757	0001	10/10/2012	A	PSAT Tests	03	018	1690	9100	000000	000	56.00
067779	0001	10/12/2012	A	PSAT Test payments	03	018	1690	9100	000000	000	84.00
067807	0001	10/17/2012	A	PSAT Test payments	03	018	1690	9100	000000	000	168.00
067811	0002	10/18/2012	A	Senior Parking Tag	03	018	1690	9100	000000	000	4.00
RCPT CODE SUB-TOTAL:											536.00
FUND CODE SUB-TOTAL:											536.00
062676	0002	10/01/2012	A	Jr High Fees Coll - Princ	03	018	1620	9200	000000	000	26.00
062688	0002	10/02/2012	A	Jr High Fees Coll - Princ	03	018	1620	9200	000000	000	13.00
062712	0001	10/04/2012	A	Jr High Memory Books sold	03	018	1620	9200	000000	000	13.00
062714	0001	10/04/2012	A	Jr High Memory Book Sold	03	018	1620	9200	000000	000	13.00
062715	0001	10/04/2012	A	Jr High Memory Book sold	03	018	1620	9200	000000	000	13.00
062734	0002	10/09/2012	A	Jr High Fees Coll - Princ	03	018	1620	9200	000000	000	13.00
067777	0002	10/12/2012	A	Jr High Fees Coll - Princ acc	03	018	1620	9200	000000	000	13.00
067778	0002	10/12/2012	A	Jr High Fees coll- Princ	03	018	1620	9200	000000	000	13.00
067784	0001	10/15/2012	A	Jr High Memory Book	03	018	1620	9200	000000	000	13.00
067796	0001	10/16/2012	A	Jr High Memory Books	03	018	1620	9200	000000	000	39.00
067808	0001	10/18/2012	A	JH Memory Book	03	018	1620	9200	000000	000	13.00
067837	0001	10/23/2012	A	JH Memory Books	03	018	1620	9200	000000	000	26.00
067859	0001	10/26/2012	A	Jr High Memory Book	03	018	1620	9200	000000	000	13.00
RCPT CODE SUB-TOTAL:											221.00
FUND CODE SUB-TOTAL:											221.00
067767	0001	10/11/2012	A	Eastern School Store Sales	03	018	1620	9300	000000	000	113.00
RCPT CODE SUB-TOTAL:											113.00
FUND CODE SUB-TOTAL:											113.00

STATUS (STS) CODES:

A-RECEIPT B-REFUND OF RECEIPT V-VOID REFUND OF RECEIPT X-REDUCTION OF EXPENDITURE  
 C-APPROPRIATION OR BUDGET MODIFICATIONS D-EXPENSE/SUPPLIES DISTRIBUTION F-FUND TO FUND TRANSFER

DATE: 11/05/2012  
 TIME: 17:52

LEXINGTON LOCAL SCHOOLS  
 TRANS. BY FUND/RCPT, ALL FUNDS  
 DATES 10/01/2012 THRU 10/31/2012  
 SORTED BY TRANSACTION DATE

PAGE: 9  
 (RECLED)

TRANS NO	ITEM NO	TRANS DATE	STS DESCRIPTION OR SOURCE	TI FUND RCPT SPCC SUBJ	OPU	TRANS AMOUNT
062674	0002	10/01/2012	A Central Fees Coll - Princ	03 018 1630 9400 000000 000		2.00
062729	0002	10/09/2012	A Central Fees Coll - Princ	03 018 1630 9400 000000 000		4.00
067754	0002	10/10/2012	A Central Fees Collected-Princ	03 018 1630 9400 000000 000		2.00
067772	0002	10/11/2012	A Central Fees Coll - Princ	03 018 1630 9400 000000 000		4.00
067776	0002	10/12/2012	A Central Fees Coll - Princ	03 018 1630 9400 000000 000		2.00
067798	0002	10/16/2012	A Central Fees Coll - Princ	03 018 1630 9400 000000 000		8.00
067810	0002	10/18/2012	A Central Fees Paid - Princ	03 018 1630 9400 000000 000		2.00
067838	0002	10/23/2012	A Central Fees Collected - Princ	03 018 1630 9400 000000 000		20.00
067848	0001	10/24/2012	A Children's Theatre tickets	03 018 1630 9400 000000 000		274.00
067861	0001	10/26/2012	A Central Fees Collected-Princ	03 018 1630 9400 000000 000		12.00
067867	0002	10/29/2012	A Central Fees Paid - Princ	03 018 1630 9400 000000 000		26.00
067880	0002	10/30/2012	A Central Fees Paid - Princ	03 018 1630 9400 000000 000		14.00
067879	0002	10/31/2012	A Corr Dep 10/29 ck not listed	03 018 1630 9400 000000 000		2.00
067885	0002	10/31/2012	A Central Fees Pd - Princ	03 018 1630 9400 000000 000		40.00
RCPT CODE SUB-TOTAL:						412.00
FUND CODE SUB-TOTAL:						412.00
067881	0001	10/30/2012	A Central Book Fair	03 018 1890 9401 000000 000		494.09
067882	0001	10/30/2012	A Central Elementary Book Fair	03 018 1890 9401 000000 000		743.45
067886	0001	10/31/2012	A Central Book Fair	03 018 1890 9401 000000 000		720.50
RCPT CODE SUB-TOTAL:						1,958.04
FUND CODE SUB-TOTAL:						1,958.04
062697	0002	10/03/2012	A Western Fees Coll - Princ	03 018 1630 9500 000000 000		35.00
062721	0002	10/05/2012	A Western School Fees Coll-Princ	03 018 1630 9500 000000 000		10.00
067759	0002	10/10/2012	A Western Fees Coll - Princ	03 018 1630 9500 000000 000		25.00
067790	0002	10/15/2012	A Western Fees Coll - Princ	03 018 1630 9500 000000 000		86.00
067797	0002	10/16/2012	A Western Fees Coll - Princ	03 018 1630 9500 000000 000		20.00
067803	0002	10/17/2012	A Western Fees coll - Princ	03 018 1630 9500 000000 000		20.00
067813	0002	10/18/2012	A Western Fees Coll - Princ	03 018 1630 9500 000000 000		31.00
067817	0002	10/19/2012	A Western Fees Coll - Princ	03 018 1630 9500 000000 000		20.00
067824	0002	10/22/2012	A Western Fees Coll - Princ	03 018 1630 9500 000000 000		30.00
067844	0002	10/25/2012	A Western Fees Coll - Princ	03 018 1630 9500 000000 000		30.00
067847	0001	10/25/2012	A Two Cousins Pizza Donation-Wes	03 018 1630 9500 000000 000		83.00
067865	0002	10/29/2012	A Western Fees Pd - Princ	03 018 1630 9500 000000 000		42.00
RCPT CODE SUB-TOTAL:						432.00
FUND CODE SUB-TOTAL:						432.00

STATUS (STS) CODES:

A-RECEIPT B-REFUND OF RECEIPT V-VOID REFUND OF RECEIPT X-REDUCTION OF EXPENDITURE  
 C-APPROPRIATION OR BUDGET MODIFICATIONS D-EXPENSE/SUPPLIES DISTRIBUTION F-FUND TO FUND TRANSFER

DATE: 11/05/2012  
 TIME: 17:52

LEXINGTON LOCAL SCHOOLS  
 TRANS. BY FUND/RCPT, ALL FUNDS  
 DATES 10/01/2012 THRU 10/31/2012  
 SORTED BY TRANSACTION DATE

PAGE: 10  
 (RECELD)

TRANS NO	ITEM NO	TRANS DATE	STS	DESCRIPTION OR SOURCE	TI	FUND	RCPT	SPCC	SUBJ	OPU	TRANS AMOUNT	
067802	0001	10/12/2012	A	Scholastic Book Fair	03	018	1890	9501	000000	000	3,857.13	
											RCPT CODE SUB-TOTAL:	3,857.13
											FUND CODE SUB-TOTAL:	3,857.13
067756	0003	10/10/2012	A	PTO Recycling-Central	03	019	1890	9121	000000	000	17.65	
067786	0003	10/15/2012	A	PTO Recycling-Central	03	019	1890	9121	000000	000	8.70	
											RCPT CODE SUB-TOTAL:	26.35
											FUND CODE SUB-TOTAL:	26.35
067756	0001	10/10/2012	A	PTO Recycling-Eastern	03	019	1890	9122	000000	000	17.64	
067786	0001	10/15/2012	A	PTO Recycling-Eastern	03	019	1890	9122	000000	000	8.69	
											RCPT CODE SUB-TOTAL:	26.33
											FUND CODE SUB-TOTAL:	26.33
067756	0002	10/10/2012	A	PTO Recycling-Western	03	019	1890	9123	000000	000	17.64	
067786	0002	10/15/2012	A	PTO Recycling-Western	03	019	1890	9123	000000	000	8.69	
											RCPT CODE SUB-TOTAL:	26.33
											FUND CODE SUB-TOTAL:	26.33
067850	0001	10/31/2012	B	Return Playground grant funds	03	019	1820	9200	000000	000	25,308.00-	
											RCPT CODE SUB-TOTAL:	25,308.00-
											FUND CODE SUB-TOTAL:	25,308.00-
067888	0002	10/31/2012	A	Richland Bank October Int. 024	03	024	1410	0000	000000	000	161.09	
											RCPT CODE SUB-TOTAL:	161.09
067821	0001	10/19/2012	A	Board's Premiums October	03	024	1872	0000	000000	000	260,560.81	
067822	0001	10/19/2012	A	Employees' Premiums October	03	024	1872	0000	000000	000	40,176.91	

STATUS (STS) CODES:

A-RECEIPT B-REFUND OF RECEIPT V-VOID REFUND OF RECEIPT X-REDUCTION OF EXPENDITURE  
 C-APPROPRIATION OR BUDGET MODIFICATIONS D-EXPENSE/SUPPLIES DISTRIBUTION F-FUND TO FUND TRANSFER

DATE: 11/05/2012  
 TIME: 17:52

LEXINGTON LOCAL SCHOOLS  
 TRANS. BY FUND/RCPT, ALL FUNDS  
 DATES 10/01/2012 THRU 10/31/2012  
 SORTED BY TRANSACTION DATE

PAGE: 11  
 (RECLED)

TRANS NO	ITEM NO	TRANS DATE	STS	DESCRIPTION OR SOURCE	TI	FUND	RCPT	SPCC	SUBJ	OPU	TRANS AMOUNT
RCPT CODE SUB-TOTAL:											300,737.72
FUND CODE SUB-TOTAL:											300,898.81
062687	0001	10/02/2012	A	Spanish Club Concert Tick sold	03	200	1620	9107	000000	000	30.00
062692	0001	10/02/2012	A	Spanish Club Concert Ticket sa	03	200	1620	9107	000000	000	300.00
062722	0001	10/05/2012	A	HS Spanish Club Concert Sales	03	200	1620	9107	000000	000	90.00
062744	0001	10/09/2012	A	Spanish Club Concert Tick Sold	03	200	1620	9107	000000	000	30.00
067755	0001	10/10/2012	A	Spanish Club Concert Tickets	03	200	1620	9107	000000	000	35.00
RCPT CODE SUB-TOTAL:											485.00
067857	0001	10/24/2012	A	Spanish Club Concert Tickets	03	200	1690	9107	000000	000	30.00
067857	0002	10/24/2012	A	T-shirts Sales Spanish Club	03	200	1690	9107	000000	000	570.00
RCPT CODE SUB-TOTAL:											600.00
FUND CODE SUB-TOTAL:											1,085.00
062685	0001	10/02/2012	A	Leo Club Wristbands Sold	03	200	1620	9108	000000	000	24.00
062695	0001	10/03/2012	A	LEO Club Wristbands sold	03	200	1620	9108	000000	000	24.00
062711	0001	10/04/2012	A	Leo Club Wristbands Sold	03	200	1620	9108	000000	000	12.00
062720	0001	10/05/2012	A	HS Leo Club Wristbands Sold	03	200	1620	9108	000000	000	22.00
062743	0001	10/09/2012	A	Leo Club Wristbands Sold	03	200	1620	9108	000000	000	10.00
067764	0001	10/11/2012	A	LEO Wristbands sold	03	200	1620	9108	000000	000	13.00
067775	0001	10/12/2012	A	Leo Club - Wristbands Sold	03	200	1620	9108	000000	000	27.00
067788	0001	10/15/2012	A	Leo Club - Face Paint	03	200	1620	9108	000000	000	25.37
067798	0002	10/15/2012	A	Leo Club Wristbands Sold	03	200	1620	9108	000000	000	111.00
067805	0001	10/17/2012	A	Leo Club Dues Paid	03	200	1620	9108	000000	000	22.00
067809	0001	10/18/2012	A	Leo Club Dues paid	03	200	1620	9108	000000	000	44.00
067819	0001	10/19/2012	A	Leo Club Dues	03	200	1620	9108	000000	000	79.00
067826	0001	10/22/2012	A	LEO Club Wristbands Sold	03	200	1620	9108	000000	000	12.00
067827	0001	10/22/2012	A	Leo Club Dues	03	200	1620	9108	000000	000	79.00-
067829	0001	10/22/2012	A	Leo Club Dues paid	03	200	1620	9108	000000	000	44.00-
067831	0001	10/22/2012	A	Leo Club Dues paid	03	200	1620	9108	000000	000	44.00-
067832	0001	10/26/2012	A	Leo Club Dues paid	03	200	1620	9108	000000	000	44.00
067833	0001	10/26/2012	A	Leo Club Dues Paid	03	200	1620	9108	000000	000	22.00-
RCPT CODE SUB-TOTAL:											280.37
062728	0001	10/09/2012	A	LEO Club Dues collected	03	200	1630	9108	000000	000	26.00

STATUS (STS) CODES:

A-RECEIPT B-REFUND OF RECEIPT V-VOID REFUND OF RECEIPT X-REDUCTION OF EXPENDITURE  
 C-APPROPRIATION OR BUDGET MODIFICATIONS D-EXPENSE/SUPPLIES DISTRIBUTION F-FUND TO FUND TRANSFER

DATE: 11/05/2012  
 TIME: 17:52

LEXINGTON LOCAL SCHOOLS  
 TRANS. BY FUND/RCPT, ALL FUNDS  
 DATES 10/01/2012 THRU 10/31/2012  
 SORTED BY TRANSACTION DATE

PAGE: 12  
 (RECLED)

TRANS NO	ITEM NO	TRANS DATE	STS	DESCRIPTION OR SOURCE	TI	FUND	RCPT	SPCC	SUBJ	OPU	TRANS AMOUNT
067787	0001	10/15/2012	A	Leo Club Dues Paid	03	200	1630	9108	000000	000	34.00
067826	0002	10/22/2012	A	Leo Club Dues collected	03	200	1630	9108	000000	000	119.00
067828	0001	10/22/2012	A	Leo Club Dues	03	200	1630	9108	000000	000	79.00
067830	0001	10/22/2012	A	Leo Club Dues paid	03	200	1630	9108	000000	000	44.00
067842	0001	10/25/2012	A	HS Leo Club Dues	03	200	1630	9108	000000	000	30.00
067834	0001	10/26/2012	A	Leo Club Dues Paid	03	200	1630	9108	000000	000	22.00
067869	0001	10/30/2012	A	HS Leo Club Dues	03	200	1630	9108	000000	000	34.00
067871	0001	10/30/2012	A	HS Leo Club Dues	03	200	1630	9108	000000	000	94.00
RCPT CODE SUB-TOTAL:											482.00
FUND CODE SUB-TOTAL:											762.37
062733	0001	10/09/2012	A	Pink Out Shirts Ordered	03	200	1620	9114	000000	000	1,155.00
067758	0001	10/10/2012	A	Homecoming Tickets Sales	03	200	1620	9114	000000	000	60.00
067761	0001	10/10/2012	A	Sale of Cookies	03	200	1620	9114	000000	000	145.00
067761	0002	10/10/2012	A	Pink Out T-Shirts Sales	03	200	1620	9114	000000	000	110.00
067780	0001	10/12/2012	A	Student council Pink Out Shirs	03	200	1620	9114	000000	000	407.00
067791	0001	10/15/2012	A	Homecoming Dance Guest Tckts	03	200	1620	9114	000000	000	280.00
RCPT CODE SUB-TOTAL:											2,157.00
062733	0002	10/09/2012	A	Donation for Pink Out	03	200	1690	9114	000000	000	20.00
067780	0002	10/12/2012	A	Donation for Pink Out	03	200	1690	9114	000000	000	58.00
RCPT CODE SUB-TOTAL:											78.00
FUND CODE SUB-TOTAL:											2,235.00
067841	0001	10/25/2012	A	HS Key Club Donation	03	200	1690	9115	000000	000	10.00
RCPT CODE SUB-TOTAL:											10.00
FUND CODE SUB-TOTAL:											10.00
062747	0001	10/09/2012	A	Yearbook Ad Sales	03	200	1620	9119	000000	000	350.00
RCPT CODE SUB-TOTAL:											350.00
FUND CODE SUB-TOTAL:											350.00

STATUS (STS) CODES:

A-RECEIPT B-REFUND OF RECEIPT V-VOID REFUND OF RECEIPT X-REDUCTION OF EXPENDITURE  
 C-APPROPRIATION OR BUDGET MODIFICATIONS D-EXPENSE/SUPPLIES DISTRIBUTION F-FUND TO FUND TRANSFER

DATE: 11/05/2012  
 TIME: 17:52

LEXINGTON LOCAL SCHOOLS  
 TRANS. BY FUND/RCPT, ALL FUNDS  
 DATES 10/01/2012 THRU 10/31/2012  
 SORTED BY TRANSACTION DATE

PAGE: 13  
 (RECEIVED)

TRANS NO	ITEM NO	TRANS DATE	STS	DESCRIPTION OR SOURCE	TI	FUND	RCPT	SPCC	SUBJ	OPU	TRANS AMOUNT
067862	0001	10/26/2012	A	Student Coun Halloween Dance	03	200	1620	9204	000000	000	502.90
RCPT CODE SUB-TOTAL:											502.90
FUND CODE SUB-TOTAL:											502.90
<hr/>											
067810	0001	10/18/2012	A	Lost library book	03	200	1630	9401	000000	000	8.98
RCPT CODE SUB-TOTAL:											8.98
FUND CODE SUB-TOTAL:											8.98
<hr/>											
067789	0001	10/15/2012	A	Fire & Ice Outfits	03	300	1630	9116	000000	000	155.14
067806	0002	10/17/2012	A	HS Choir Outfit	03	300	1630	9116	000000	000	30.49
067811	0003	10/18/2012	A	HS Choir Outfits	03	300	1630	9116	000000	000	17.65
067818	0001	10/19/2012	A	Fire & Ice Outfits	03	300	1630	9116	000000	000	78.63
RCPT CODE SUB-TOTAL:											281.91
FUND CODE SUB-TOTAL:											281.91
<hr/>											
067773	0001	10/11/2012	A	Jr High PE Vending	03	300	1620	9206	000000	000	249.00
067812	0001	10/18/2012	A	JH PE Vending	03	300	1620	9206	000000	000	86.00
RCPT CODE SUB-TOTAL:											335.00
FUND CODE SUB-TOTAL:											335.00
<hr/>											
062675	0001	10/01/2012	A	9th Gr Volleyball Adm 09/26	03	300	1610	9600	000000	000	33.00
062679	0001	10/01/2012	A	Var Girls Soccer Adm 9/25	03	300	1610	9600	000000	000	162.00
062681	0001	10/01/2012	A	Jv/Var Girls Volleyball 9/27	03	300	1610	9600	000000	000	204.00
062682	0001	10/01/2012	A	Var Football Admission 9/28	03	300	1610	9600	000000	000	8,491.00
062691	0001	10/02/2012	A	Elem Football Adm 9/21	03	300	1610	9600	000000	000	116.00
062698	0001	10/03/2012	A	7th Gr Football Admiss 10/2	03	300	1610	9600	000000	000	223.00
062699	0001	10/03/2012	A	JV/Var Boys Soccer 10/2	03	300	1610	9600	000000	000	282.00
062700	0001	10/03/2012	A	JV/Var Volleyball Adm 10/02	03	300	1610	9600	000000	000	674.00
062703	0001	10/04/2012	A	Jr High Volleyball Adm 10/3	03	300	1610	9600	000000	000	235.00
062723	0001	10/05/2012	A	Var Girls Soccer Adm 10-04	03	300	1610	9600	000000	000	225.00
062731	0001	10/09/2012	A	9th Gr Volley Adm 10-06	03	300	1610	9600	000000	000	208.00
062732	0001	10/09/2012	A	JV/Var Boys Soccer Adm 10/06	03	300	1610	9600	000000	000	624.00

STATUS (STS) CODES:

A-RECEIPT B-REFUND OF RECEIPT V-VOID REFUND OF RECEIPT X-REDUCTION OF EXPENDITURE  
 C-APPROPRIATION OR BUDGET MODIFICATIONS D-EXPENSE/SUPPLIES DISTRIBUTION F-FUND TO FUND TRANSFER

DATE: 11/05/2012  
 TIME: 17:52

LEXINGTON LOCAL SCHOOLS  
 TRANS. BY FUND/RCPT, ALL FUNDS  
 DATES 10/01/2012 THRU 10/31/2012  
 SORTED BY TRANSACTION DATE

PAGE: 14  
 (RECLD)

TRANS NO	ITEM NO	TRANS DATE	STS	DESCRIPTION OR SOURCE	TI	FUND	RCPT	SPCC	SUBJ	OPU	TRANS AMOUNT
062749	0001	10/09/2012	A	JV/Var Girls Soccer 10/08	03	300	1610	9600	000000	000	559.00
067760	0001	10/10/2012	A	JV/Var Volleyball 10/09	03	300	1610	9600	000000	000	187.00
067768	0001	10/11/2012	A	Jr High Volleyball Admission	03	300	1610	9600	000000	000	186.00
067769	0001	10/11/2012	A	8th Gr Football Adm 10/10	03	300	1610	9600	000000	000	391.00
067792	0001	10/15/2012	A	JV/Var Girls Soccer Adm 10/11	03	300	1610	9600	000000	000	333.00
067794	0001	10/15/2012	A	Var Football PreSale 10/12	03	300	1610	9600	000000	000	282.00
067794	0002	10/15/2012	A	Var Football Adm 10/12	03	300	1610	9600	000000	000	5,268.00
067795	0001	10/15/2012	A	Var Boys Soccer Adm 10/10	03	300	1610	9600	000000	000	225.00
067795	0002	10/15/2012	A	Cash Over Var Boys Soc 10/10	03	300	1610	9600	000000	000	10.00
067799	0001	10/16/2012	A	Var Football-Elem Tckts 10/12	03	300	1610	9600	000000	000	148.00
RCPT CODE SUB-TOTAL:											19,066.00
062682	0002	10/01/2012	A	Program Sales 9/28	03	300	1620	9600	000000	000	210.00
062725	0001	10/05/2012	A	Sale of Old Cheer Uniforms	03	300	1620	9600	000000	000	145.00
062748	0001	10/09/2012	A	Football Sweatshirts - Resale	03	300	1620	9600	000000	000	405.00
067794	0003	10/15/2012	A	Football Program Sales 10/12	03	300	1620	9600	000000	000	154.00
RCPT CODE SUB-TOTAL:											914.00
062750	0001	10/09/2012	A	Boys Tennis Entry Fees Solon,	03	300	1630	9600	000000	000	320.00
062750	0002	10/09/2012	A	Girls Tennis Entry Fees Dublin	03	300	1630	9600	000000	000	160.00
062750	0003	10/09/2012	A	Cross Country Entry Fees Ash W	03	300	1630	9600	000000	000	320.00
062750	0004	10/09/2012	A	Boys Golf Entry Fees Ashland	03	300	1630	9600	000000	000	340.00
062750	0005	10/09/2012	A	Girls Golf Entry Fees Ash, Bru	03	300	1630	9600	000000	000	525.00
RCPT CODE SUB-TOTAL:											1,665.00
062683	0001	10/02/2012	A	Student Fall Sport Ticket	03	300	1690	9600	000000	000	20.00
062686	0001	10/02/2012	A	Patron Donation	03	300	1690	9600	000000	000	25.00
062693	0001	10/02/2012	A	Boy's Golf Shirt payments	03	300	1690	9600	000000	000	378.00
062703	0002	10/04/2012	A	Donation	03	300	1690	9600	000000	000	5.00
067768	0002	10/11/2012	A	Jr High Athletic Donation	03	300	1690	9600	000000	000	5.00
RCPT CODE SUB-TOTAL:											433.00
FUND CODE SUB-TOTAL:											22,078.00
067894	0001	10/31/2012	A	Sectional Boys Soc D1 Revenue	03	300	1610	9601	000000	000	2,556.00
067894	0002	10/31/2012	A	Sectional Girls Soc D2 Revenue	03	300	1610	9601	000000	000	3,914.00
RCPT CODE SUB-TOTAL:											6,470.00
FUND CODE SUB-TOTAL:											6,470.00

STATUS (STS) CODES:

A-RECEIPT B-REFUND OF RECEIPT V-VOID REFUND OF RECEIPT X-REDUCTION OF EXPENDITURE  
 C-APPROPRIATION OR BUDGET MODIFICATIONS D-EXPENSE/SUPPLIES DISTRIBUTION F-FUND TO FUND TRANSFER

DATE: 11/05/2012  
 TIME: 17:52

LEXINGTON LOCAL SCHOOLS  
 TRANS. BY FUND/RCPT, ALL FUNDS  
 DATES 10/01/2012 THRU 10/31/2012  
 SORTED BY TRANSACTION DATE

PAGE: 15  
 (RECLED)

TRANS NO	ITEM NO	TRANS DATE	STS	DESCRIPTION OR SOURCE	TI	FUND	RCPT	SPCC	SUBJ	OPU	TRANS AMOUNT	
067892	0001	10/31/2012	A	Rttt FY12 carryover to FY13	03	506	4220	9012	000000	000	756.81-	
											RCPT CODE SUB-TOTAL:	756.81-
											FUND CODE SUB-TOTAL:	756.81-
006793	0001	10/22/2012	A	Race to the Top ARRA	03	506	4220	9013	000000	000	1,106.43	
006794	0001	10/22/2012	A	Race to the Top ARRA	03	506	4220	9013	000000	000	1,106.43-	
067893	0001	10/22/2012	A	Race to the Top ARRA	03	506	4220	9013	000000	000	1,106.43	
067892	0002	10/31/2012	A	Rttt FY12 carryover to FY13	03	506	4220	9013	000000	000	756.81	
											RCPT CODE SUB-TOTAL:	1,863.24
											FUND CODE SUB-TOTAL:	1,863.24
067853	0001	10/18/2012	A	IDEA-B Revenue	03	516	4220	9013	000000	000	39,095.93	
											RCPT CODE SUB-TOTAL:	39,095.93
											FUND CODE SUB-TOTAL:	39,095.93
067892	0003	10/31/2012	A	Title I FY12 carryover to FY13	03	572	4220	9012	000000	000	5,948.16-	
											RCPT CODE SUB-TOTAL:	5,948.16-
											FUND CODE SUB-TOTAL:	5,948.16-
067852	0001	10/18/2012	A	Title I Revenue	03	572	4220	9013	000000	000	19,728.75	
067892	0004	10/31/2012	A	Title I FY12 carryover to FY13	03	572	4220	9013	000000	000	5,948.16	
											RCPT CODE SUB-TOTAL:	25,676.91
											FUND CODE SUB-TOTAL:	25,676.91
067892	0005	10/31/2012	A	Title II FY12 carryover to FY13	03	590	4220	9012	000000	000	176.04-	
											RCPT CODE SUB-TOTAL:	176.04-
											FUND CODE SUB-TOTAL:	176.04-

STATUS (STS) CODES:  
 A-RECEIPT B-REFUND OF RECEIPT V-VOID REFUND OF RECEIPT X-REDUCTION OF EXPENDITURE  
 C-APPROPRIATION OR BUDGET MODIFICATIONS D-EXPENSE/SUPPLIES DISTRIBUTION F-FUND TO FUND TRANSFER



DATE: 11/05/2012  
TIME: 17:52

LEXINGTON LOCAL SCHOOLS  
TRANS. BY FUND/RCPT, ALL FUNDS  
DATES 10/01/2012 THRU 10/31/2012  
SORTED BY TRANSACTION DATE

PAGE: 16  
(RECEIVED)

TRANS NO	ITEM NO	TRANS DATE	STS DESCRIPTION OR SOURCE	TI	FUND	RCPT	SPCC	SUBJ	OPU	TRANS AMOUNT	
067851	0001	10/18/2012	A Title II-A Revenue	03	590	4220	9013	000000	000	5,669.80	
067892	0006	10/31/2012	A Title II FY12 carryover toF13	03	590	4220	9013	000000	000	176.04	
										RCPT CODE SUB-TOTAL:	5,845.84
										FUND CODE SUB-TOTAL:	5,845.84
										GRAND TOTAL:	2,045,198.12

STATUS (STS) CODES:

A-RECEIPT B-REFUND OF RECEIPT V-VOID REFUND OF RECEIPT X-REDUCTION OF EXPENDITURE  
C-APPROPRIATION OR BUDGET MODIFICATIONS D-EXPENSE/SUPPLIES DISTRIBUTION F-FUND TO FUND TRANSFER