

LEXINGTON LOCAL SCHOOLS



FINANCIAL REPORT
FOR THE PERIOD ENDING
NOVEMBER 30, 2022

PREPARED BY
JASON WHITESEL, TREASURER

Gross Depository Balances:

Richland Bank MMA 5719	\$3,626,474.34
Richland Bank Sweep Acct 3520	\$2,174,680.74
Richland Bank General Acct 0580	\$306,680.20
Richland Bank Anthem Sweep 3523	\$553,687.59
Richland Bank EE Benefits 3180	\$0.00
Richland Bank Payroll Acct 9780	\$41,427.93
Richland Bank Athletic Acct 3280	\$5,375.00

Total Depository Balances (Gross) \$6,708,325.80

Adjustments to Bank Balance:

Cash in Transit to Bank	\$9,812.60
Outstanding Checks	(\$1,488,056.72)
Adjustments:	
Outstanding Vision Adjustment	(\$4.04)
Municipal Income Tax Deduction	(\$1,468.55)

Total Adjustments to Bank Balance (\$1,479,716.71)

Investments:

Treasury Bonds and Notes	\$5,460,149.59
Certificate of Deposits	\$2,921,000.00
Other Securities	\$0.00
Other Investments:	
Richland Bank MMA 5750	\$83,927.94
Richland Bank MMA R252	\$1,064,292.99
Commercial Paper R252	\$887,700.42

Total Investments \$10,417,070.94

Cash on Hand:

Petty Cash:	
Treasurer's Office	\$100.00
High School	\$50.00
Junior High School	\$50.00
Eastern, Central, Western	\$200.00
Change Cash:	
Athletic Change	\$3,000.00
Cafeteria Change	\$276.00
Junior High School Change	\$100.00
Central Change	\$100.00
Cash with Fiscal Agent	\$0.00

Total Cash on Hand \$3,876.00

Total Balances \$15,649,556.03

Total Fund Balance \$15,649,556.03

November 01, 2022 through November 30, 2022

Account Name : Lexington Local SD Managing Agency

Account No : 5750

Summary Of Investment Holdings

Shares or Par Value	Investment Category		Avg Unit Cost	Cost Basis	Unit Price	Market Value	Estimated Ann Inc	Current Yield
<u>Money Markets - Taxable</u>								
83,927.94	Northern Instl Government Select Portfolio		1.00	83,927.94	1.00	83,927.94	2,635.34	3.14%
Totals				83,927.94		83,927.94	2,635.34	3.14%
<u>Marketable CDs</u>								
200,000	Sallie Mae Bank SLC UT	2.500%	12/13/2022	100.00	200,000.00	99.96	199,915.20	5,000.00 2.50%
25,000	State Bank of India NY	3.000%	03/06/2023	100.00	25,000.00	99.71	24,927.10	750.00 3.01%
200,000	Comenity Capital Bank	2.700%	04/17/2023	100.00	200,000.00	99.40	198,790.20	5,400.00 2.72%
150,000	Merrick Bank	2.050%	07/12/2023	100.00	150,000.00	98.45	147,674.25	3,075.00 2.08%
200,000	Astera Cr Un Lansing MI	4.650%	10/27/2023	100.00	200,000.00	99.42	198,833.80	9,300.00 4.68%
200,000	Capital One Natl Assn Va	0.500%	11/24/2023	100.00	200,000.00	95.91	191,816.00	1,000.00 0.52%
200,000	Luana Savings Bank	0.200%	12/29/2023	100.00	200,000.00	95.15	190,297.00	400.00 0.21%
100,000	Border State Bank	1.100%	03/27/2024	100.00	100,000.00	95.21	95,206.00	1,100.00 1.16%
200,000	Jpmorgan Chase Bk N A	4.700%	04/30/2024	100.00	200,000.00	99.79	199,580.00	9,400.00 4.71%
248,000	Live Oak Banking Company	1.250%	09/13/2024	100.00	248,000.00	93.78	232,567.21	3,100.00 1.33%
200,000	Industrial & Com Bank 0.3	0.350%	02/11/2025	100.00	200,000.00	90.58	181,152.40	700.00 0.39%
150,000	Barclays Bk Del	2.950%	05/12/2025	100.00	150,000.00	95.52	143,277.30	4,425.00 3.09%
248,000	Goldman Sachs Bk USA	0.800%	08/18/2025	100.00	248,000.00	89.65	222,342.66	1,984.00 0.89%
200,000	First Ctzns Bk & Tr Co Rale	4.700%	10/28/2025	100.00	200,000.00	99.45	198,907.20	9,400.00 4.73%
200,000	Morgan Stanley Private Bk N	4.050%	09/30/2026	100.00	200,000.00	96.42	192,849.00	8,100.00 4.20%
200,000	Morgan Stanley Bk N A	4.850%	10/30/2026	100.00	200,000.00	100.20	200,401.00	9,700.00 4.84%
Totals				2,921,000.00		2,818,536.32	72,834.00	2.58%
<u>U.S. Treasury Bills</u>								
300,000	United States Treas Bills		11/02/2023	95.44	286,334.83	95.81	287,418.00	13,554.63 4.72%
Totals				286,334.83		287,418.00	13,554.63	4.72%
<u>U.S. Govt Agv-Exempt State</u>								
250,000	Federal Farm Cr Bks	0.220%	09/08/2023	99.95	249,862.50	96.46	241,145.66	550.00 0.23%
200,000	Federal Home Loan Banks	1.650%	12/28/2023	100.00	200,000.00	96.46	192,929.84	3,300.00 1.71%

November 01, 2022 through November 30, 2022

Account Name : Lexington Local SD Managing Agency

Account No : 5750

Summary Of Investment Holdings

Shares or Par Value	Investment Category			Avg Unit Cost	Cost Basis	Unit Price	Market Value	Estimated Current Ann Inc	Current Yield
200,000	Federal Home Loan Banks	0.220%	05/24/2024	100.00	200,000.00	93.39	186,775.23	440.00	0.24%
200,000	Federal Home Loan Banks	1.000%	07/19/2024	100.00	200,000.00	93.93	187,851.14	2,000.00	1.06%
200,000	Federal Farm Cr Bks	0.430%	10/15/2024	100.00	200,000.00	92.35	184,705.32	860.00	0.47%
250,000	Federal Home Loan Banks	2.000%	12/17/2024	100.11	250,284.71	94.99	237,475.95	5,000.00	2.11%
200,000	Federal Home Loan Banks	0.500%	09/10/2025	100.00	200,000.00	89.57	179,145.88	1,000.00	0.56%
200,000	Federal Home Loan Banks	0.500%	11/12/2025	100.00	200,000.00	89.09	178,184.53	1,000.00	0.56%
200,000	Federal Home Loan Banks	1.000%	03/30/2026	100.00	200,000.00	89.46	178,924.36	2,000.00	1.12%
200,000	Federal Farm Cr Bks	4.400%	06/22/2026	100.30	200,600.00	98.33	196,668.26	8,800.00	4.47%
300,000	Federal Home Loan Banks	1.125%	09/29/2026	100.10	300,302.55	88.62	265,871.36	3,375.00	1.27%
250,000	Federal Home Loan Banks	1.300%	11/24/2026	99.88	249,687.50	88.88	222,191.55	3,250.00	1.46%
300,000	Federal Home Loan Banks	6.250%	11/16/2027	100.14	300,405.00	100.15	300,449.78	18,750.00	6.24%
Totals					2,951,142.26		2,752,318.86	50,325.00	1.83%
<u>U.S. Govt Agv-Non-Ex St-Int Only</u>									
200,000	Federal Home Ln Mtg Corp	3.200%	05/16/2025	100.00	200,000.00	97.56	195,129.21	6,400.00	3.28%
225,000	Federal Natl Mtg Assn	0.650%	07/30/2025	99.95	224,887.50	90.40	203,400.09	1,462.50	0.72%
300,000	Federal Farm Cr Bks	5.300%	10/19/2026	99.73	299,175.00	99.55	298,646.90	15,900.00	5.32%
200,000	Federal Home Ln Mtg Corp	5.000%	09/30/2027	99.90	199,800.00	99.62	199,245.21	10,000.00	5.02%
300,000	Federal Home Ln Mtg Corp	6.000%	11/17/2027	100.12	300,360.00	100.19	300,569.64	18,000.00	5.99%
Totals					1,224,222.50		1,196,991.05	51,762.50	4.32%
Total Investments					7,466,627.53		7,139,192.17	191,111.47	2.68%
Plus Net Cash							0.00		
Total Market Value							7,139,192.17		

Gain or Loss amounts and transactions, as shown, may not reflect the amount to be used for income tax purposes.

November 01, 2022 through November 30, 2022

Account Name : Lexington Local SD Bond Acct Man Agcy

Account No : R252

Summary Of Investment Holdings

Shares or Par Value	Investment Category		Avg Unit Cost	Cost Basis	Unit Price	Market Value	Estimated Current Ann Inc	Current Yield
<u>Money Markets - Taxable</u>								
1,064,292.99	Northern Instl Government Select Portfolio		1.00	1,064,292.99	1.00	1,064,292.99	33,418.80	3.14%
Totals				1,064,292.99		1,064,292.99	33,418.80	3.14%
<u>U.S. Treasury Bills</u>								
500,000	United States Treas Bills	12/06/2022	99.88	499,400.00	99.95	499,751.50	15,117.48	3.02%
500,000	United States Treas Bills	2.780% 12/13/2022	99.81	499,050.00	99.88	499,409.50	16,580.40	3.32%
Totals				998,450.00		999,161.00	31,697.88	3.17%
<u>Commercial Paper - Corporate</u>								
900,000	Credit Suisse First Boston N	01/03/2023	98.63	887,700.42	99.61	896,450.40	0.00	0.00%
Totals				887,700.42		896,450.40	0.00	0.00%
Total Investments				2,950,443.41		2,959,904.39	65,116.68	2.20%
Plus Net Cash						0.00		
Total Market Value						2,959,904.39		

Gain or Loss amounts and transactions, as shown, may not reflect the amount to be used for income tax purposes.

LEXINGTON LOCAL SCHOOLS
INVESTMENT REPORT FOR THE MONTH ENDING
NOVEMBER 30, 2022

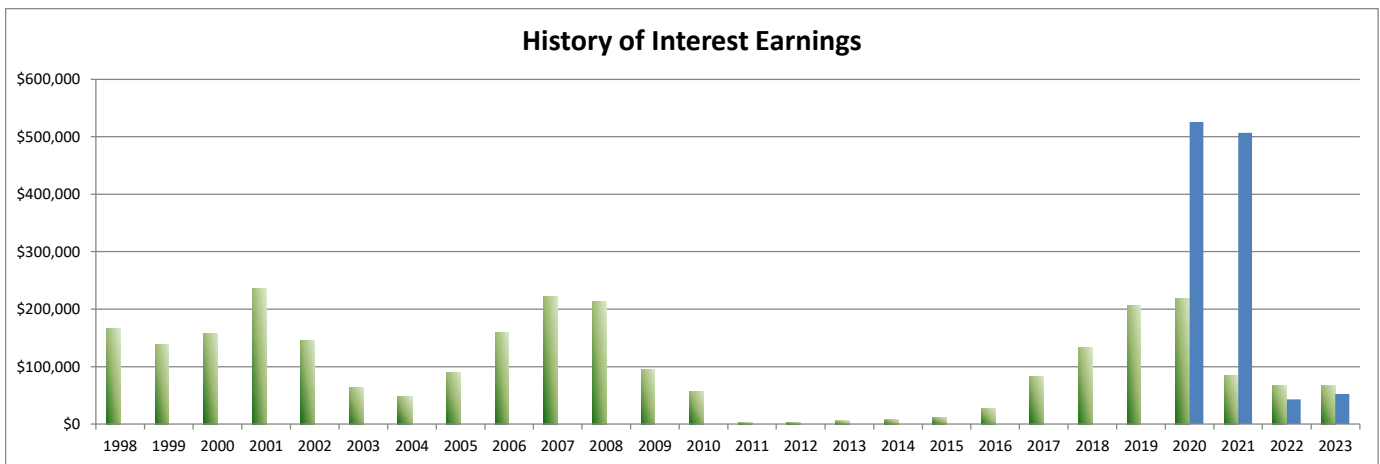
INTEREST EARNED:	THIS MONTH	FISCAL YEAR TO DATE
Richland Bank, General Sweep	\$1,111.77	\$12,728.45
Richland Bank, General MMA	\$6,684.34	\$27,005.39
Richland Bank, Anthem Sweep	\$518.75	\$2,189.15
Star Ohio	\$0.00	\$0.00
CDs, Bonds, and other investments	\$9,401.83	\$26,294.17
TOTAL INTEREST RECEIVED	\$17,716.69	\$68,217.16

INTEREST EARNED (LEX BOND ACCT)	THIS MONTH	FISCAL YEAR TO DATE
Richland Bank, General Sweep	\$0.00	\$0.00
Richland Bank, General MMA	\$0.00	\$0.00
Richland Bank, Anthem Sweep	\$0.00	\$0.00
Star Ohio	\$0.00	\$0.00
CDs, Bonds, and other investments	\$10,392.45	\$52,811.81
TOTAL INTEREST RECEIVED	\$10,392.45	\$52,811.81

History of Interest Earnings	Fiscal Year	Interest Earnings
	1998	\$ 167,057.52
	1999	\$ 138,113.69
	2000	\$ 157,991.72
	2001	\$ 236,839.79
	2002	\$ 146,052.34
	2003	\$ 63,712.36
	2004	\$ 47,970.95
	2005	\$ 90,719.94
	2006	\$ 158,724.51
	2007	\$ 221,998.86
	2008	\$ 213,660.34
	2009	\$ 95,639.63
	2010	\$ 56,860.22
	2011	\$ 3,001.78
	2012	\$ 3,090.00
	2013	\$ 5,758.97
	2014	\$ 8,349.92
	2015	\$ 11,765.22
	2016	\$ 28,300.22
	2017	\$ 83,194.26
	2018	\$ 133,582.49
	2019	\$ 205,588.68
	2020	\$ 218,228.66
	2021	\$ 85,117.81
	2022	\$ 67,902.15
FISCAL Year To Date	2023	\$68,217.16

Lex Bond Acct Interest Earnings	Fiscal Year	Interest Earnings
	2020	\$526,044.24
	2021	\$507,134.12
	2022	\$43,256.67
FISCAL Year To Date	2023	\$52,811.81

Total Interest Earnings 1998 to Present	\$ 2,717,439.19
--	------------------------



Reporting Period: November 2022 (FY 2023)

12/8/22 11:36 AM

As Of Period: 11/30/2022

**LEXINGTON LOCAL SCHOOLS
Cash Summary Report**

Full Account Code	Description	Initial Cash	MTD Received	FYTD Received	MTD Expended	FYTD Expended	Fund Balance
001-0000	GENERAL FUND	\$ 10,270,343.42	\$ 779,928.01	\$ 10,350,056.11	\$ 2,189,797.37	\$ 10,488,066.59	\$ 10,132,332.94
001-9412	GENERAL BUDGET RESERVE SET- ASIDE-1%/BWC	87,928.97	0.00	0.00	0.00	0.00	87,928.97
002-0000	BOND RETIREMENT FUND	1,539,710.73	16.44	1,457,873.29	0.00	2,179,036.70	818,547.32
003-0000	PERMANENT IMPROVEMENT FUND	157,326.37	35.72	323,547.84	75,430.96	400,812.92	80,061.29
004-0000	LFI BUILDING FUND	3,783,948.86	3,703.04	21,932.53	1,221,462.58	2,762,020.42	1,043,860.97
006-0000	FOOD SERVICE FUND	335,154.02	99,453.89	227,168.17	90,680.51	323,086.39	239,235.80
007-9100	LEXINGTON MINUTEMEN ACADEMIC SCHOLARSHIP FUND	135,500.02	3,668.33	7,795.71	0.00	1,150.00	142,145.73
010-0000	CLASSROOM FACILITIES CONSTRUCTION FUND	8,914,173.95	6,689.41	30,879.28	19,661.70	7,059,353.07	1,885,700.16
018-9100	HIGH SCHOOL PRINCIPAL'S FUND	0.00	839.01	2,143.07	1,286.22	2,943.84	(800.77)
018-9101	HIGH SCHOOL FLOWER FUND	0.61	0.00	0.00	0.00	0.00	0.61
018-9200	JUNIOR HIGH PRINCIPAL'S FUND	7,955.81	0.00	(204.42)	255.00	1,027.50	6,723.89
018-9300	EASTERN PRINCIPAL'S FUND	2,492.63	633.00	2,155.92	553.61	706.23	3,942.32
018-9301	EASTERN ELEMENTARY BOOKFAIR/BOXTOPS FUND	3,616.00	0.00	0.00	0.00	186.83	3,429.17
018-9302	EASTERN ELEMENTARY MATH	1,036.52	0.00	0.00	0.00	0.00	1,036.52
018-9303	EASTERN RUN CLUB	379.86	0.00	1,060.00	0.00	138.13	1,301.73
018-9400	CENTRAL PRINCIPAL'S FUND	6,831.69	54.00	1,801.62	353.04	444.82	8,188.49
018-9401	CENTRAL ELEMENTARY BOOKFAIR FUND	4,379.76	3,105.77	3,112.47	0.00	0.00	7,492.23
018-9402	CENTRAL ELEMENTARY ART	1,941.37	0.00	0.00	41.60	41.60	1,899.77
018-9500	WESTERN PRINCIPAL'S FUND	19,405.20	0.00	2,474.52	118.08	1,742.81	20,136.91
018-9501	WESTERN ELEMENTARY BOOKFAIR/BOXTOPS FUND	4,405.06	10.00	25.00	0.00	131.83	4,298.23
018-9503	WESTERN ELEMENTARY ART	1,986.42	0.00	0.00	0.00	1,174.12	812.30
018-9901	JUNIOR HIGH TEACHER ADVISORY FUND	109.25	0.00	0.00	0.00	13.95	95.30
019-9001	ACADEMIC BOOSTERS GRANTS	769.07	0.00	0.00	0.00	0.00	769.07
019-9121	CENTRAL ELEMENTARY PTO GRANTS	1,845.70	5.95	32.69	0.00	0.00	1,878.39
019-9122	EASTERN ELEMENTARY PTO GRANTS	2,495.94	5.95	1,032.68	0.00	0.00	3,528.62
019-9123	WESTERN ELEMENTARY PTO GRANTS	3,233.76	5.95	2,032.67	0.00	0.00	5,266.43
019-9200	RICHLAND COUNTY FOUNDATION GRANT PLAYGROUND	200.00	0.00	0.00	0.00	0.00	200.00
019-9226	RICH CO FOUND GRANT-SCIENCE ENRICH FIELD TRIP	344.55	0.00	0.00	0.00	0.00	344.55
019-9227	RICH CO FOUND GRANT-CAREER BOOKS AND ACTIVITIES	0.00	0.00	532.00	0.00	0.00	532.00
019-9228	RICH CO FOUND GRANT-SOCIAL STUDIES MAKERSPACE	0.00	0.00	1,490.34	0.00	1,472.82	17.52
019-9301	RICH CO FOUND/SECO ROBOTICS GRANT (HEIMANN)	31.72	0.00	0.00	0.00	0.00	31.72
019-9302	RICH CO RETIRED TEACHERS ASSOC	150.00	0.00	0.00	0.00	0.00	150.00
019-9304	RICHLAND CO RETIRED TEACHERS -	200.00	0.00	0.00	0.00	0.00	200.00

Reporting Period: November 2022 (FY 2023)

12/8/22 11:36 AM

As Of Period: 11/30/2022

LEXINGTON LOCAL SCHOOLS Cash Summary Report

Full Account Code	Description	Initial Cash	MTD Received	FYTD Received	MTD Expended	FYTD Expended	Fund Balance
	HS ENGLISH						
022-9601	OHSAA TOURNAMENT AGENCY FUND	\$ 15,697.03	\$ 5,064.00	\$ (9,860.85)	\$ 870.00	\$ 5,309.78	\$ 526.40
024-0000	EMPLOYEE BENEFITS FUND FOR MEDICAL/DENTAL	602,251.69	437,745.17	2,195,150.62	414,320.42	2,243,718.76	553,683.55
034-0000	OFCC PROJECT MAINTENANCE FUND	466,338.41	0.88	79,426.46	0.00	1,263.52	544,501.35
200-9101	HIGH SCHOOL ART CLUB	372.46	0.00	0.00	0.00	0.00	372.46
200-9102	HIGH SCHOOL DRAMA CLUB	24,795.32	0.00	0.00	400.00	1,020.00	23,775.32
200-9103	HIGH SCHOOL MATH CLUB	52.70	0.00	0.00	0.00	0.00	52.70
200-9104	HIGH SCHOOL LEADERSHIP COUNCIL	681.50	0.00	0.00	0.00	0.00	681.50
200-9105	HIGH SCHOOL FRENCH CLUB	364.75	25.00	105.00	0.00	0.00	469.75
200-9107	HIGH SCHOOL SPANISH CLUB	688.50	0.00	0.00	0.00	0.00	688.50
200-9108	HIGH SCHOOL LEO CLUB	1,952.01	231.61	417.45	0.00	0.00	2,369.46
200-9114	HIGH SCHOOL STUDENT COUNCIL FUND	3,541.88	2,441.00	3,161.00	942.76	1,486.51	5,216.37
200-9115	HIGH SCHOOL KEY CLUB	1,789.17	810.00	810.00	0.00	0.00	2,599.17
200-9116	HIGH SCHOOL CHESS CLUB	321.00	0.00	0.00	0.00	0.00	321.00
200-9119	HIGH SCHOOL YEARBOOK FUND	48,496.71	855.00	6,378.00	0.00	12,804.80	42,069.91
200-9120	HIGH SCHOOL JOURNALISM FUND	505.44	0.00	0.00	0.00	0.00	505.44
200-9121	HIGH SCHOOL NATIONAL HONOR SOCIETY	0.00	3,250.00	5,600.00	229.00	3,200.50	2,399.50
200-9201	JUNIOR HIGH ART CLUB	647.48	0.00	0.00	0.00	0.00	647.48
200-9204	JUNIOR HIGH STUDENT COUNCIL FUND	1,346.98	0.00	357.00	33.36	88.96	1,615.02
200-9205	JUNIOR HIGH LIBRARY CLUB	77.65	0.00	0.00	0.00	0.00	77.65
200-9301	EASTERN ELEMENTARY STUDENT ACTIVITY FUND	1,281.57	0.00	0.00	0.00	0.00	1,281.57
200-9302	EASTERN ELEMENTARY ROBOTICS FUND	575.16	0.00	0.00	0.00	0.00	575.16
200-9611	HIGH SCHOOL INFORMED TEENS FUND	903.63	0.00	0.00	0.00	0.00	903.63
200-9612	JUNIOR HIGH INFORMED TEENS FUND	1,053.92	5.58	5.58	0.00	0.00	1,059.50
300-9115	JAZZ BAND	1,512.61	0.00	0.00	0.00	754.99	757.62
300-9116	CHOIR	1,284.95	0.00	0.00	0.00	0.00	1,284.95
300-9206	JUNIOR HIGH PHYS ED DEPARTMENT FUND	3,045.75	0.00	246.00	0.00	0.00	3,291.75
300-9210	JR HIGH INSTRUMENTAL	41.03	0.00	0.00	0.00	0.00	41.03
300-9600	ATHLETIC FUND	9,232.36	8,852.00	146,625.34	13,229.79	112,659.14	43,198.56
300-9601	ATHLETIC CAPITAL FUND	81,136.66	0.00	12,000.00	0.00	0.00	93,136.66
300-9602	ORCHESTRA	63.22	0.00	0.00	0.00	0.00	63.22
300-9603	ELEMENTARY MUSIC	1,572.09	0.00	0.00	0.00	0.00	1,572.09
300-9605	BAND	232.95	0.00	0.00	0.00	0.00	232.95
451-9023	DATA COMMUNICATION FUND	0.00	0.00	4,500.00	0.00	9,000.00	(4,500.00)
467-0000	STUDENT WELLNESS AND SUCCESS FUND	0.00	0.00	0.00	0.00	0.00	0.00

Reporting Period: November 2022 (FY 2023)

12/8/22 11:36 AM

As Of Period: 11/30/2022

LEXINGTON LOCAL SCHOOLS
Cash Summary Report

Full Account Code	Description	Initial Cash	MTD Received	FYTD Received	MTD Expended	FYTD Expended	Fund Balance
499-9121	SCHOOL BUS PURCHASE PROGRAM	\$ 0.00	\$ 0.00	\$ 0.00	\$ 0.00	\$ 0.00	\$ 0.00
507-9022	ESSER ARP FUNDING	(80,743.35)	415,135.42	568,593.07	55,497.10	538,871.07	(51,021.35)
507-9921	ESSER II FUNDING	0.00	150.00	11,526.00	0.00	11,526.00	0.00
516-9022	IDEA-B SPECIAL EDUCATION FY22	(113,767.74)	0.00	117,767.30	0.00	3,999.56	0.00
516-9023	IDEA PART B GRANTS	0.00	0.00	61,532.62	102,831.31	197,090.87	(135,558.25)
516-9922	IDEA PART B GRANTS	(5,510.87)	0.00	5,510.87	0.00	0.00	0.00
572-9021	TITLE I FY21	0.00	0.00	0.00	0.00	0.00	0.00
572-9022	TITLE I FY22	(37,107.86)	0.00	43,774.96	0.00	6,667.10	0.00
572-9023	TITLE I DISADVANTAGED CHILDREN	0.00	28,929.60	83,298.96	24,573.10	107,630.30	(24,331.34)
572-9922	TITLE I DISADVANTAGED CHILDREN	0.00	0.00	7,000.00	0.00	7,000.00	0.00
584-9023	TITLE IV, PART A, STUDENT SUPPORT AND ACADEMIC ENRICHMENT PROGRAMS	0.00	20,554.48	20,554.48	0.00	26,154.52	(5,600.04)
587-9023	IDEA PRESCHOOL-HANDICAPPED	0.00	2,351.78	2,803.18	1,709.04	3,249.44	(446.26)
587-9922	IDEA PRESCHOOL-HANDICAPPED	(2,313.40)	0.00	2,313.40	0.00	0.00	0.00
590-9023	IMPROVING TEACHER QUALITY	0.00	9,206.96	18,413.92	8,239.07	26,652.99	(8,239.07)
599-9023	MISCELLANEOUS FED. GRANT FUND	0.00	0.00	47,992.94	0.00	0.00	47,992.94
Grand Total		\$ 26,320,310.62	\$ 1,833,762.95	\$ 15,872,944.79	\$ 4,222,515.62	\$ 26,543,699.38	\$ 15,649,556.03

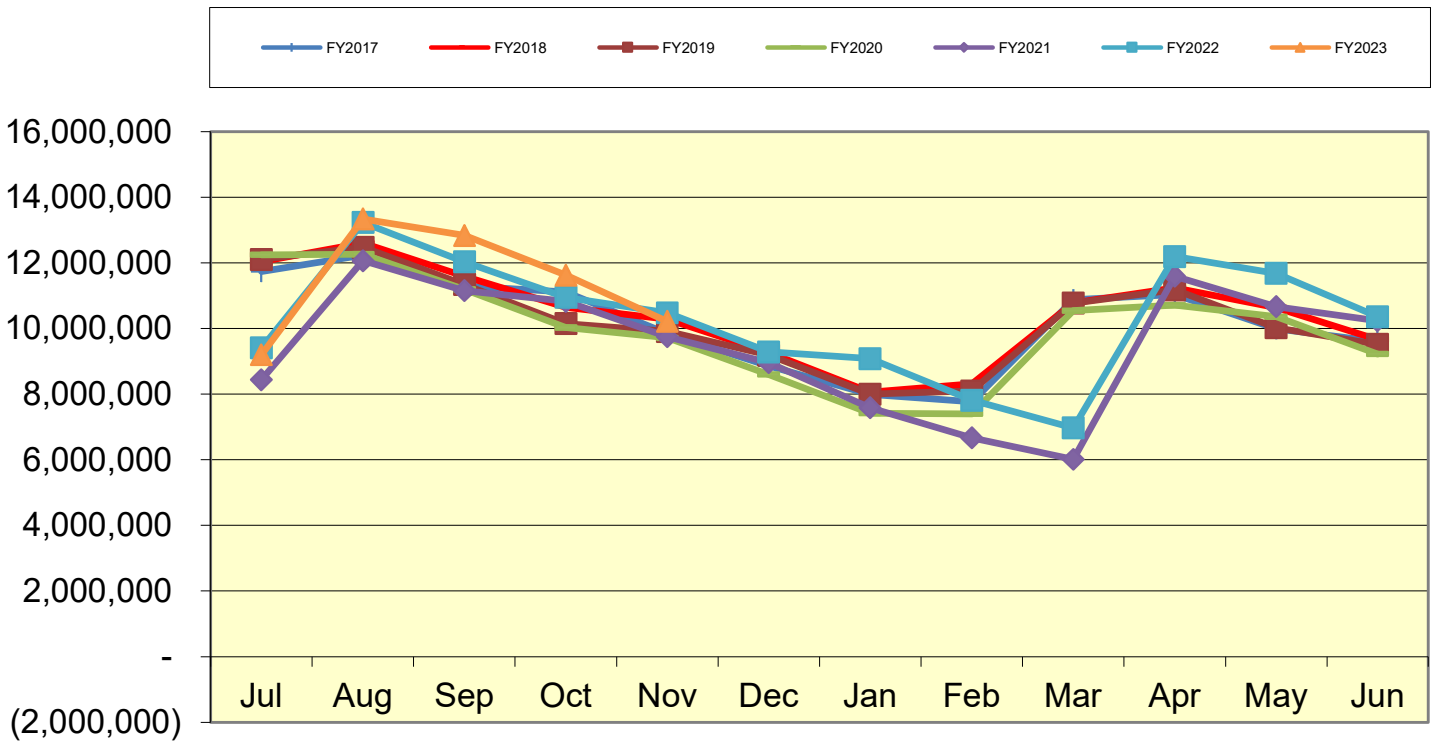
LEXINGTON LOCAL SCHOOLS
Spending Plan Summary

ODE Line Number	Monthly Estimate	Monthly Actual	Monthly Difference	FYTD Estimate	FYTD Actual	FYTD Difference
01.010 General Property (Real Estate)	\$ 0.00	\$ 0.00	\$ 0.00	\$ 4,846,201.00	\$ 4,846,201.10	\$ 0.10
01.020 Tangible Personal Property Tax	0.00	0.00	0.00	467,255.00	467,255.11	0.11
01.030 Income Tax	0.00	0.00	0.00	0.00	0.00	0.00
01.035 Unrestricted Grants-in-Aid	712,000.00	707,421.61	(4,578.39)	3,644,643.00	3,640,878.29	(3,764.71)
01.040 Restricted Grants-in-Aid	43,000.00	39,358.49	(3,641.51)	206,856.00	201,388.05	(5,467.95)
01.045 Restricted Federal Grants-in-Aid - SFSF	0.00	0.00	0.00	0.00	0.00	0.00
01.050 Property Tax Allocation	669.00	736.32	67.32	883,036.00	883,092.92	56.92
01.060 All Other Operating Revenue	15,000.00	32,411.59	17,411.59	279,027.00	296,438.26	17,411.26
01.070 Total Revenue	770,669.00	779,928.01	9,259.01	10,327,018.00	10,335,253.73	8,235.73
02.010 Proceeds from Sale of Notes	0.00	0.00	0.00	0.00	0.00	0.00
02.020 State Emergency Loans & Advancements (Approved)	0.00	0.00	0.00	0.00	0.00	0.00
02.040 Operating Transfers-In	0.00	0.00	0.00	0.00	0.00	0.00
02.050 Advances-In	0.00	0.00	0.00	0.00	0.00	0.00
02.060 All Other Financial Sources	0.00	0.00	0.00	14,802.00	14,802.38	0.38
02.070 Total Other Financing Sources	0.00	0.00	0.00	14,802.00	14,802.38	0.38
02.080 Total Revenues and Other Financing Sources	770,669.00	779,928.01	9,259.01	10,341,820.00	10,350,056.11	8,236.11
03.010 Personal Services	1,201,188.00	1,249,860.84	48,672.84	5,926,979.00	5,975,651.35	48,672.35
03.020 Employees' Retirement/Insurance Benefits	575,000.00	553,710.37	(21,289.63)	2,883,416.00	2,862,126.21	(21,289.79)
03.030 Purchased Services	118,402.00	258,340.45	139,938.45	773,298.00	913,235.43	139,937.43
03.040 Supplies and Materials	60,000.00	104,096.00	44,096.00	586,034.00	558,131.30	(27,902.70)
03.050 Capital Outlay	9,823.00	20,020.58	10,197.58	29,601.00	39,797.98	10,196.98
03.060 Intergovernmental	0.00	0.00	0.00	0.00	0.00	0.00
04.010 Debt Service: All Principal (Historical)	0.00	0.00	0.00	0.00	0.00	0.00
04.020 Debt Service: Principal-Notes	0.00	0.00	0.00	0.00	0.00	0.00
04.030 Debt Service: Principal - State Loans	0.00	0.00	0.00	0.00	0.00	0.00
04.040 Debt Service: Principal - State Advancements	0.00	0.00	0.00	0.00	0.00	0.00
04.050 Debt Service: Principal - HB 264 Loans	0.00	0.00	0.00	0.00	0.00	0.00
04.055 Debt Service: Principal - Other	0.00	0.00	0.00	0.00	0.00	0.00
04.060 Debt Service: Interest and Fiscal Charges	0.00	0.00	0.00	0.00	0.00	0.00
04.300 Other Objects	1,768.00	3,769.13	2,001.13	137,123.00	139,124.32	2,001.32
04.500 Total Expenditures	1,966,181.00	2,189,797.37	223,616.37	10,336,451.00	10,488,066.59	151,615.59
05.010 Operational Transfers - Out	0.00	0.00	0.00	0.00	0.00	0.00
05.020 Advances - Out	0.00	0.00	0.00	0.00	0.00	0.00
05.030 All Other Financing Uses	0.00	0.00	0.00	0.00	0.00	0.00
05.040 Total Other Financing Uses	0.00	0.00	0.00	0.00	0.00	0.00
05.050 Total Expenditure and Other Financing Uses	1,966,181.00	2,189,797.37	223,616.37	10,336,451.00	10,488,066.59	151,615.59
06.010 Excess Rev & Oth Financing Sources over(under) Exp & Oth F	(1,195,512.00)	(1,409,869.36)	(214,357.36)	5,369.00	(138,010.48)	(143,379.48)
07.010 Cash Balance-July1 -Excluding Proposed Renew/Replace & New	0.00	11,630,131.27	11,630,131.27	10,358,272.00	10,358,272.39	0.39
07.020 Cash Balance June 30	(1,195,512.00)	10,220,261.91	11,415,773.91	10,363,641.00	10,220,261.91	(143,379.09)
08.010 Estimated Encumbrances June 30	(300,000.00)	2,319,517.94	2,619,517.94	2,000,000.00	2,319,517.94	319,517.94

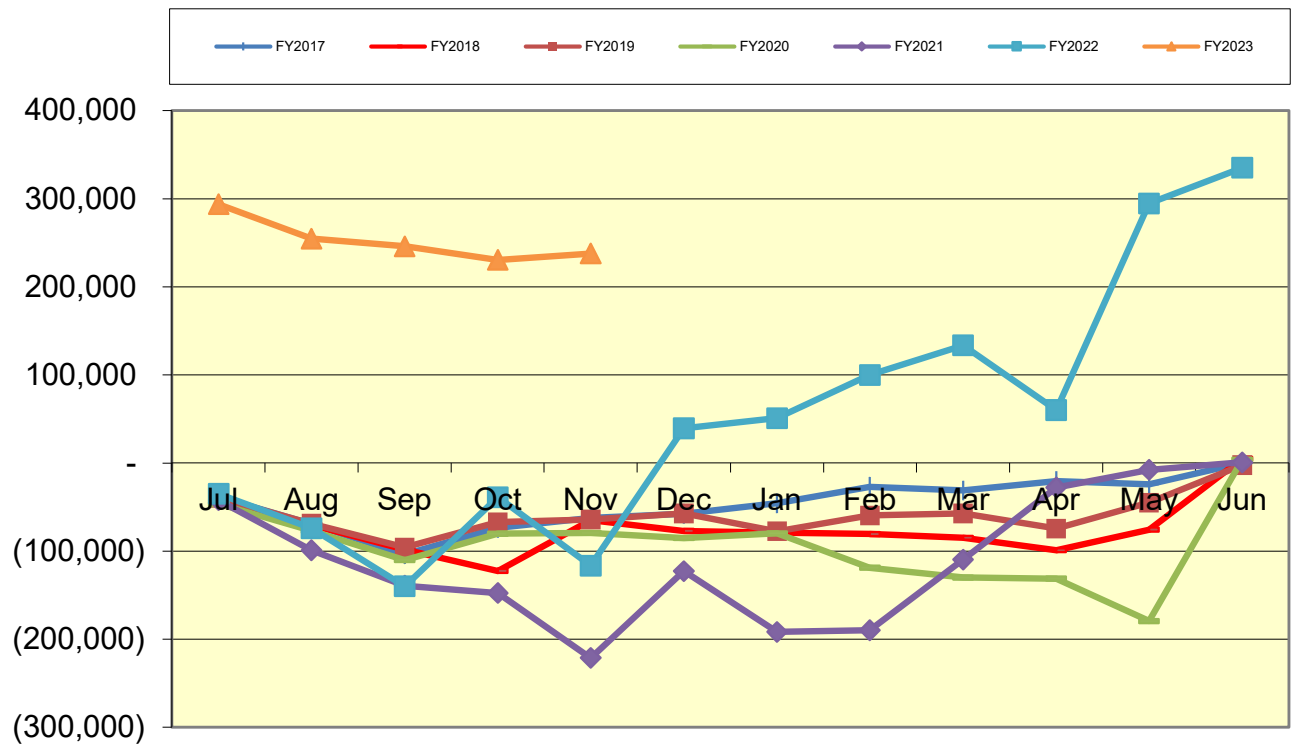
**LEXINGTON LOCAL SCHOOL DISTRICT
GENERAL FUND ONLY 2022-2023
SUMMARY OF RECEIPTS AND EXPENDITURES - FIVE YEAR FORECAST FORMAT**

LINE 7.010	BEGINNING CASH BALANCE		\$ 10,358,272		
	11/30/2022	FISCAL YEAR TO DATE Estimate	FISCAL YEAR TO DATE Actual	VARIANCE Estimate vs. Actual	PERCENT of VARIANCE
REVENUES					
LINE 1.010	Real Estate Tax	\$ 4,846,201	\$ 4,846,201	\$0	0.00%
LINE 1.020	Personal Property Tax	\$ 467,255	\$ 467,255	\$0	0.00%
LINE 1.030	Income Tax	\$ -	\$ -	\$0	
LINE 1.035	State Funding	\$ 3,644,643	\$ 3,640,878	(\$3,765)	-0.10%
LINE 1.040	Career Tech / Economic Disadv.	\$ 206,856	\$ 201,388	(\$5,468)	-2.64%
LINE 1.050	Property Tax Allocation	\$ 883,036	\$ 883,093	\$57	0.01%
LINE 1.060	Other Operating Revenue	\$ 279,027	\$ 296,439	\$17,412	6.24%
LINE 1.070	TOTAL REVENUE	\$ 10,327,018	\$ 10,335,254	\$8,236	0.08%
EXPENSES					
LINE 2.01	Proceeds from Notes	\$ -	\$ -	\$0	
LINE 2.04	Transfers In	\$ -	\$ -	\$0	
LINE 2.050	Advances In	\$ -	\$ -	\$0	#DIV/0!
LINE 2.060	Other Financing Sources	\$ 14,802	\$ 14,802	\$0	0.00%
LINE 2.070	TOTAL OTHER SOURCES	\$ 14,802	\$ 14,802	\$0	0.00%
LINE 2.080	TOTAL REVENUES & Sources	\$ 10,341,820	\$ 10,350,056	\$8,236	0.08%
EXPENSES					
LINE 3.010	Salaries	\$ 5,926,979	\$ 5,975,651	(\$48,672)	-0.82%
LINE 3.020	Retirement and Benefits	\$ 2,883,416	\$ 2,862,126	\$21,290	0.74%
LINE 3.030	Purchased Services	\$ 773,298	\$ 913,235	(\$139,937)	-18.10%
LINE 3.040	Supplies and Materials	\$ 586,034	\$ 558,131	\$27,903	4.76%
LINE 3.050	Capital Outlay and Equipment	\$ 29,601	\$ 39,798	(\$10,197)	-34.45%
LINE 3.06	INTERGOVERNMENTAL	\$ -	\$ -	\$0	
LINE 4.020	DEBT SERVICE - Notes	\$ -	\$ -	\$0	
LINE 4.060	DEBT SERVICE - Interest charges	\$ -	\$ -	\$0	
LINE 4.300	Other Objects	\$ 137,123	\$ 139,125	(\$2,002)	-1.46%
LINE 4.500	TOTAL EXPENDITURES	\$ 10,336,451	\$ 10,488,066	(\$151,615)	-1.47%
LINE 5.00	TRANSFERS OUT	\$ -	\$ -	\$0	
LINE 5.02	ADVANCES OUT	\$ -	\$ -	\$0	
LINE 5.03	ALL OTHER USES	\$ -	\$ -	\$0	
LINE 5.040	TOTAL OTHER USES	\$ -	\$ -	\$0	
LINE 5.050	TOTAL EXPENDITURES & USES	\$ 10,336,451	\$ 10,488,066	(\$151,615)	-1.47%
		Estimate	Actual	Variance	
LINE 6.010	REVENUES OVER EXPENSES	\$ 5,369	\$ (138,010)	(\$143,379)	
LINE 7.020	ENDING CASH BALANCE	\$ 10,363,641	\$ 10,220,262	(\$143,379)	
	Less Reserves	\$ (87,929)	\$ (87,929)	\$ -	
LINE 8.010	Less Outstanding Encumbrances	\$ (2,000,000)	\$ (2,319,518)	\$ (319,518)	15.98%
LINE 15.010	Unreserved Fund Balance	\$ 8,275,712	\$ 7,812,815	(\$462,897)	-5.59%
		Estimate	Actual	Benchmark Yr. End	
	Salaries/Benefits as % of Revenue	85.3%	85.5%	80.1% or below	
	True Days Cash - Calendar Days on which can operate	122	114	90 or above optimal	

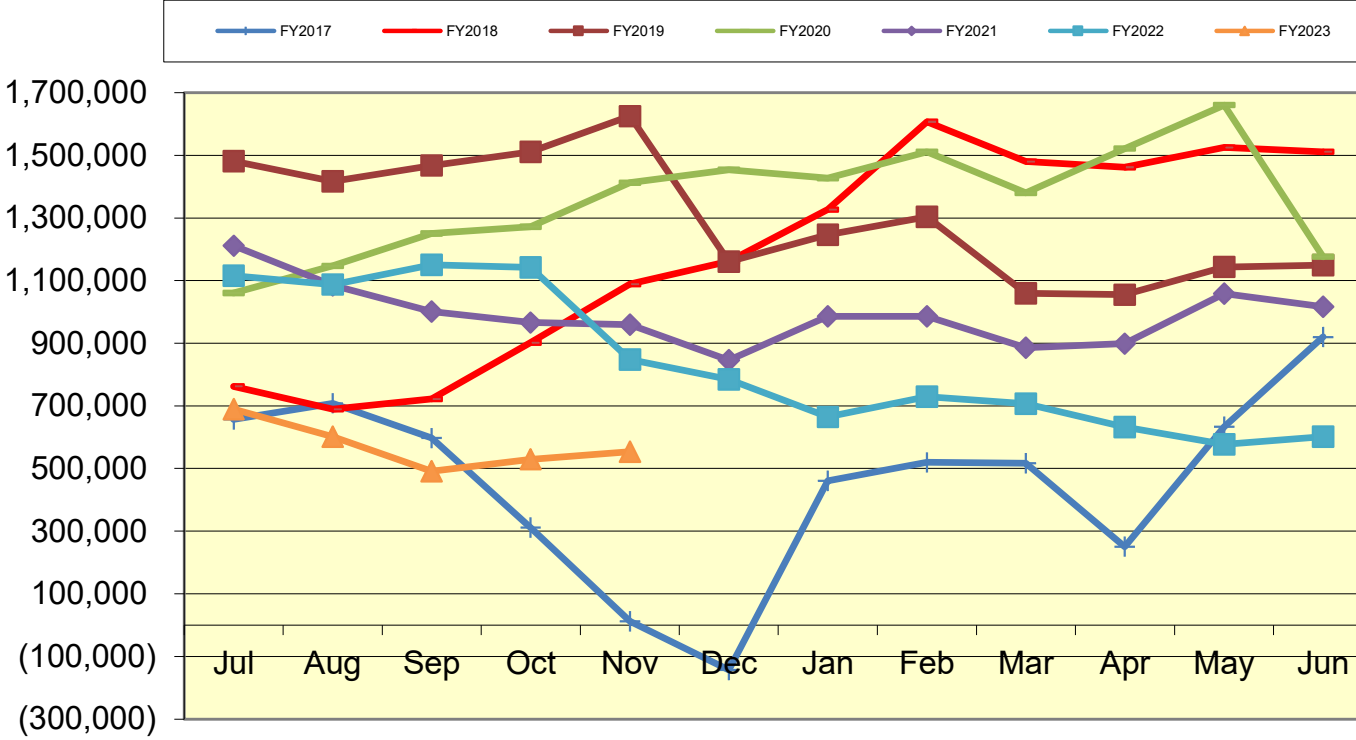
Lexington Local Schools General Fund Cash Balance



Lexington Local Schools Food Service Fund Cash Balance



Lexington Local Schools Employee Benefits Fund Cash Balance



Lexington Local Schools

Permanent Improvement Fund 11/30/2022

	Budgeted Amount	Actual Fiscal Year Expended	Current Encumbrances	Expenses / Encumbrances Over/Under Estimate	Remaining Estimated PI Project Costs																																				
Instruction and Administration																																									
Western Elementary Equipment/Materials	\$ 2,219.00	\$ 1,889.33	\$ -	\$329.67	\$329.67																																				
Eastern Elementary Equipment/Materials	\$ 4,000.00	\$ -	\$ 4,000.00	\$0.00	\$0.00																																				
Central Elementary Equipment/Materials	\$ 1,499.00	\$ 1,169.33	\$ -	\$329.67	\$329.67																																				
High School Platform Lift	\$ 37,250.00	\$ -	\$ 37,250.00	\$0.00	\$0.00																																				
High School Genesis Mobile Stairlift	\$ 2,999.99	\$ -	\$ 2,999.99	\$0.00	\$0.00																																				
High School Music Equipment	\$ 6,335.98	\$ -	\$ 6,335.98	\$0.00	\$0.00																																				
Board Office Equipment/Materials	\$ 9,305.90	\$ -	\$ 9,305.90	\$0.00	\$0.00																																				
Maintenance/Security																																									
New Maintenance Garage	\$ 75,000.00	\$ 60,956.68	\$ 384.12	\$13,659.20	\$13,659.20																																				
Ride-On Scrubber	\$ 23,615.00	\$ -	\$ 23,615.00	\$0.00	\$0.00																																				
Window Security Film and Door Security	\$ 21,000.00	\$ 7,425.68	\$ 13,709.00	(\$134.68)	(\$134.68)																																				
New Maintenance Truck	\$ 38,285.00	\$ 38,285.00	\$ -	\$0.00	\$0.00																																				
7-12 Building Water Softener	\$ 50,016.00	\$ 35,900.00	\$ 14,116.00	\$0.00	\$0.00																																				
Transportation																																									
New buses	\$ 170,976.00	\$ -	\$ 170,976.00	\$0.00	\$0.00																																				
New vans	\$ 74,335.00	\$ 74,335.00	\$ -	\$0.00	\$0.00																																				
Technology																																									
Computers, servers, tech equip., etc.	\$ 150,000.00	\$ 145,191.18	\$ 55,840.34	(\$51,031.52)	(\$51,031.52)																																				
Food Service																																									
Food Service Equipment	\$ -	\$ -	\$ -	\$0.00	\$0.00																																				
Athletics and Student Activities																																									
HS Athletics/Marching Band Equipment	\$ 50,000.00	\$ 20,651.32	\$ 9,930.00	\$19,418.68	\$19,418.68																																				
Fieldhouse Fire Alarm System	\$ 19,601.27	\$ 9,800.63	\$ 7,733.64	\$2,067.00	\$2,067.00																																				
Fees																																									
Tax Collection Fees	\$ 14,500.00	\$ 5,208.77	\$ -	\$9,291.23	\$9,291.23																																				
Totals																																									
Totals	\$ 750,938.14	\$ 400,812.92	\$ 356,195.97	(\$6,070.75)	(\$6,070.75)																																				
Total Budgeted	\$ 750,938.14																																								
<table style="width: 100%; border-collapse: collapse;"> <tr> <td style="width: 45%;">Actual Cash Balance 7/1/22</td> <td style="width: 10%; text-align: right;">\$ 157,326.37</td> <td style="width: 10%;"></td> <td style="width: 10%;"></td> <td style="width: 10%;"></td> <td style="width: 15%;"></td> </tr> <tr> <td>Revenues FY23 - Taxes from levy</td> <td style="text-align: right;">\$ 323,547.84</td> <td></td> <td></td> <td></td> <td></td> </tr> <tr> <td>Expenditures FY23</td> <td style="text-align: right;">\$ (400,812.92)</td> <td></td> <td></td> <td></td> <td></td> </tr> <tr> <td>Current Cash Balance</td> <td style="text-align: right;">\$80,061.29</td> <td></td> <td></td> <td></td> <td></td> </tr> <tr> <td>Current Encumbrances</td> <td style="text-align: right;">\$ (356,195.97)</td> <td></td> <td></td> <td></td> <td></td> </tr> <tr> <td>Available Balance</td> <td style="text-align: right;">(\$276,134.68)</td> <td></td> <td></td> <td></td> <td></td> </tr> </table>						Actual Cash Balance 7/1/22	\$ 157,326.37					Revenues FY23 - Taxes from levy	\$ 323,547.84					Expenditures FY23	\$ (400,812.92)					Current Cash Balance	\$80,061.29					Current Encumbrances	\$ (356,195.97)					Available Balance	(\$276,134.68)				
Actual Cash Balance 7/1/22	\$ 157,326.37																																								
Revenues FY23 - Taxes from levy	\$ 323,547.84																																								
Expenditures FY23	\$ (400,812.92)																																								
Current Cash Balance	\$80,061.29																																								
Current Encumbrances	\$ (356,195.97)																																								
Available Balance	(\$276,134.68)																																								
<table style="width: 100%; border-collapse: collapse;"> <tr> <td style="width: 45%;">Remaining Estimated Revenues FY23 - Taxes from levy</td> <td style="width: 10%; text-align: right;">\$ 426,452.16</td> <td style="width: 10%;"></td> <td style="width: 10%;"></td> <td style="width: 10%;"></td> <td style="width: 15%;"></td> </tr> <tr> <td>Less: Remaining Estimated PI Project Costs</td> <td style="text-align: right;">\$6,070.75</td> <td></td> <td></td> <td></td> <td></td> </tr> <tr> <td>6/30/23 Estimated Unencumbered Carryover</td> <td style="text-align: right;">\$ 156,388.23</td> <td></td> <td></td> <td></td> <td></td> </tr> </table>						Remaining Estimated Revenues FY23 - Taxes from levy	\$ 426,452.16					Less: Remaining Estimated PI Project Costs	\$6,070.75					6/30/23 Estimated Unencumbered Carryover	\$ 156,388.23																						
Remaining Estimated Revenues FY23 - Taxes from levy	\$ 426,452.16																																								
Less: Remaining Estimated PI Project Costs	\$6,070.75																																								
6/30/23 Estimated Unencumbered Carryover	\$ 156,388.23																																								

Lexington Local Schools

Food Service Fund 2022-23 vs. 2021-2022 vs. 2020-2021

							Beginning Balance 7/1/22	\$ 335,154
2022-2023 Through 11/30/22								
<i>Revenues</i>	District-Wide	HS/JH	Junior High	Eastern	Central	Western	Total	
Student Type A, Ezpay, Misc	\$ -	\$ 79,090	\$ -	\$ 24,794	\$ 21,743	\$ 16,371	\$ 141,998	
Student Break, Milk & A La Carte	\$ -	\$ 26,248	\$ -	\$ 2,773	\$ 1,988	\$ 1,328	\$ 32,337	
Adult & Misc revenues	\$ 7,158	\$ 1,798	\$ -	\$ 263	\$ 77	\$ 79	\$ 9,375	
State Reimb	\$ -	\$ -	\$ -	\$ -	\$ -	\$ -	\$ -	
Federal Reimb	\$ -	\$ 19,759	\$ -	\$ 10,391	\$ 8,310	\$ 4,998	\$ 43,458	
Transfer In	\$ -	\$ -	\$ -	\$ -	\$ -	\$ -	\$ -	
Total Revenues	\$ 7,158	\$ 126,895	\$ -	\$ 38,221	\$ 32,118	\$ 22,776	\$ 227,168	
<i>Expenses</i>								
Wages	\$ 22,144	\$ 74,293	\$ -	\$ 20,038	\$ 14,903	\$ 16,329	\$ 147,707	
Severance	\$ -	\$ -	\$ -	\$ -	\$ -	\$ -	\$ -	
Retirement	\$ 5,645	\$ 15,302	\$ -	\$ 2,805	\$ 4,810	\$ 3,793	\$ 32,355	
Medical	\$ 4,216	\$ 25,192	\$ -	\$ 7,627	\$ 3,505	\$ 7,627	\$ 48,167	
Life, Dent, MC, WC	\$ 554	\$ 2,218	\$ -	\$ 486	\$ 661	\$ 422	\$ 4,341	
Purch Serv, Repairs, Phone, Post	\$ 244	\$ -	\$ -	\$ -	\$ -	\$ -	\$ 244	
Supplies	\$ 4,200	\$ -	\$ -	\$ -	\$ -	\$ -	\$ 4,200	
Food Costs	\$ -	\$ 47,019	\$ -	\$ 24,402	\$ 9,234	\$ 5,418	\$ 86,073	
Equipment	\$ -	\$ -	\$ -	\$ -	\$ -	\$ -	\$ -	
Other Costs	\$ -	\$ -	\$ -	\$ -	\$ -	\$ -	\$ -	
Total Expenses	\$ 37,003	\$ 164,024	\$ -	\$ 55,358	\$ 33,113	\$ 33,589	\$ 323,087	
Net Gain (Loss)	\$ (29,845)	\$ (37,129)	\$ -	\$ (17,137)	\$ (995)	\$ (10,813)	\$ (95,919)	
							Ending Cash Balance 11/30/22	\$ 239,235

							Beginning Balance 7/1/21	\$ 808
2020-2021 Through 11/30/21								
<i>Revenues</i>	District-Wide	High School	Junior High	Eastern	Central	Western	Total	
Student Type A, Ezpay, Misc	\$ -	\$ (878)	\$ (761)	\$ 95	\$ 635	\$ 162	\$ (747)	
Student Break, Milk & A La Carte	\$ -	\$ 8,518	\$ 3,211	\$ 1,041	\$ 495	\$ 220	\$ 13,485	
Adult & Misc revenues	\$ 5,967	\$ 1,012	\$ 356	\$ 370	\$ 253	\$ 11	\$ 7,969	
State Reimb	\$ -	\$ -	\$ -	\$ -	\$ -	\$ -	\$ -	
Federal Reimb	\$ -	\$ 41,671	\$ 28,940	\$ 43,033	\$ 39,267	\$ 33,462	\$ 186,373	
Transfer In	\$ -	\$ -	\$ -	\$ -	\$ -	\$ -	\$ -	
Total Revenues	\$ 5,967	\$ 50,323	\$ 31,746	\$ 44,539	\$ 40,650	\$ 33,855	\$ 207,080	
<i>Expenses</i>								
Wages	\$ 21,353	\$ 43,480	\$ 19,350	\$ 15,053	\$ 13,583	\$ 14,140	\$ 126,959	
Severance	\$ -	\$ -	\$ -	\$ -	\$ -	\$ -	\$ -	
Retirement	\$ 5,125	\$ 9,528	\$ 4,231	\$ 5,287	\$ 2,735	\$ 3,288	\$ 30,194	
Medical	\$ 8,946	\$ 21,733	\$ 3,422	\$ 10,447	\$ 3,422	\$ 4,443	\$ 52,413	
Life, Dent, MC, WC	\$ 589	\$ 1,409	\$ 785	\$ 495	\$ 555	\$ 307	\$ 4,140	
Purch Serv, Repairs, Phone, Post	\$ 1,736	\$ 1,521	\$ 751	\$ 399	\$ 300	\$ 1,739	\$ 6,446	
Supplies	\$ 3,811	\$ -	\$ -	\$ -	\$ -	\$ -	\$ 3,811	
Food Costs	\$ -	\$ 35,126	\$ 13,003	\$ 29,398	\$ 10,705	\$ 12,432	\$ 100,664	
Equipment	\$ -	\$ -	\$ -	\$ -	\$ -	\$ -	\$ -	
Other Costs	\$ -	\$ -	\$ -	\$ -	\$ -	\$ -	\$ -	
Total Expenses	\$ 41,560	\$ 112,797	\$ 41,542	\$ 61,079	\$ 31,300	\$ 36,349	\$ 324,627	
Net Gain (Loss)	\$ (35,593)	\$ (62,474)	\$ (9,796)	\$ (16,540)	\$ 9,350	\$ (2,494)	\$ (117,547)	
							Ending Cash Balance 11/30/21	\$ (116,739)

							Beginning Balance 7/1/20	\$ 3,725
2019-2020 Through 11/30/20								
<i>Revenues</i>	District-Wide	High School	Junior High	Eastern	Central	Western	Total	
Student Type A, Ezpay, Misc	\$ -	\$ (997)	\$ (58)	\$ 582	\$ 1,040	\$ 928	\$ 1,495	
Student Break, Milk & A La Carte	\$ -	\$ 6,986	\$ 1,659	\$ 1,630	\$ 1,144	\$ 571	\$ 11,990	
Adult & Misc revenues	\$ 3,123	\$ 1,028	\$ 351	\$ 366	\$ 236	\$ 50	\$ 5,154	
State Reimb	\$ -	\$ -	\$ -	\$ -	\$ -	\$ -	\$ -	
Federal Reimb	\$ -	\$ 17,548	\$ 8,241	\$ 11,113	\$ 9,795	\$ 7,428	\$ 54,125	
Transfer In	\$ -	\$ -	\$ -	\$ -	\$ -	\$ -	\$ -	
Total Revenues	\$ 3,123	\$ 24,565	\$ 10,193	\$ 13,691	\$ 12,215	\$ 8,977	\$ 72,764	
<i>Expenses</i>								
Wages	\$ 20,686	\$ 44,648	\$ 24,439	\$ 18,052	\$ 14,644	\$ 14,741	\$ 137,210	
Severance	\$ -	\$ -	\$ -	\$ -	\$ -	\$ -	\$ -	
Retirement	\$ 4,965	\$ 13,017	\$ 3,421	\$ 6,158	\$ 3,913	\$ 2,939	\$ 34,413	
Medical	\$ 9,006	\$ 21,908	\$ 6,899	\$ 15,010	\$ 8,452	\$ -	\$ 61,275	
Life, Dent, MC, WC	\$ 580	\$ 1,427	\$ 1,011	\$ 668	\$ 371	\$ 193	\$ 4,250	
Purch Serv, Repairs, Phone, Post	\$ 977	\$ 430	\$ 579	\$ 1,329	\$ 320	\$ 320	\$ 3,955	
Supplies	\$ 3,309	\$ 20,440	\$ 7,763	\$ 12,628	\$ 4,778	\$ 7,810	\$ 56,728	
Food Costs	\$ -	\$ -	\$ -	\$ -	\$ -	\$ -	\$ -	
Equipment	\$ -	\$ -	\$ -	\$ -	\$ -	\$ -	\$ -	
Other Costs	\$ -	\$ -	\$ -	\$ -	\$ -	\$ -	\$ -	
Total Expenses	\$ 39,523	\$ 101,870	\$ 44,112	\$ 53,845	\$ 32,478	\$ 26,003	\$ 297,831	
Net Gain (Loss)	\$ (36,400)	\$ (77,305)	\$ (33,919)	\$ (40,154)	\$ (20,263)	\$ (17,026)	\$ (225,067)	
							Ending Cash Balance 11/30/20	\$ (221,342)

Start Date: 11/1/2022

End Date: 11/30/2022

LEXINGTON LOCAL SCHOOLS

Disbursement Summary Report

Reference Number	Check Number	Type	Date	Name	Vendor #	Status	Reconcile Date	Void Date	Amount
41834	0	PAYROLL	11/2/2022	LEXINGTON LOCAL SCHOOLS		RECONCILED	11/2/2022		\$ 639,534.57
41835	0	PAYROLL	11/16/2022	LEXINGTON LOCAL SCHOOLS		RECONCILED	11/16/2022		680,686.08
41641	93388	ACCOUNTS_P AYABLE	11/4/2022	STANTON SHEET MUSIC	22	RECONCILED	11/10/2022		298.96
41650	93389	ACCOUNTS_P AYABLE	11/4/2022	MID-OHIO ED. SERVICE CENTER	69	RECONCILED	11/7/2022		185.00
41670	93390	ACCOUNTS_P AYABLE	11/4/2022	TRANSPORTATION ACCESSORIES CO.	819	RECONCILED	11/9/2022		23.80
41664	93391	ACCOUNTS_P AYABLE	11/4/2022	SCHOLASTIC INC	2522	RECONCILED	11/15/2022		93.39
41660	93392	ACCOUNTS_P AYABLE	11/4/2022	ASHLAND UNIVERSITY	2793	RECONCILED	11/22/2022		70.00
41651	93393	ACCOUNTS_P AYABLE	11/4/2022	CAPITAL ONE	3469	RECONCILED	11/14/2022		1,120.05
41655	93394	ACCOUNTS_P AYABLE	11/4/2022	GRAINGER	5843	RECONCILED	11/9/2022		667.15
41659	93395	ACCOUNTS_P AYABLE	11/4/2022	CRAIG A. CLEVER	6048	RECONCILED	11/8/2022		140.00
41658	93396	ACCOUNTS_P AYABLE	11/4/2022	REALLY GOOD STUFF, INC.	6468	RECONCILED	11/9/2022		241.76
41665	93397	ACCOUNTS_P AYABLE	11/4/2022	HD SUPPLY FACILITIES	6504	RECONCILED	11/14/2022		174.78
41639	93398	ACCOUNTS_P AYABLE	11/4/2022	SCHOOL SPECIALTY	6538	RECONCILED	11/14/2022		86.69
41667	93399	ACCOUNTS_P AYABLE	11/4/2022	DELL MARKETING L.P.	7777	RECONCILED	11/7/2022		10,105.50
41666	93400	ACCOUNTS_P AYABLE	11/4/2022	KELL ACE HARDWARE	8329	RECONCILED	11/10/2022		15.04
41644	93401	ACCOUNTS_P AYABLE	11/4/2022	MID-OHIO AUTO REPAIR	8414	RECONCILED	11/14/2022		1,180.33
41672	93402	ACCOUNTS_P AYABLE	11/4/2022	HOBY REGISTRATIONS	8438	RECONCILED	11/9/2022		225.00
41648	93403	ACCOUNTS_P AYABLE	11/4/2022	RENHILL GROUP, INC.	10075	RECONCILED	11/8/2022		14,463.66
41643	93404	ACCOUNTS_P AYABLE	11/4/2022	NETWORK SERVICES COMPANY	10101	RECONCILED	11/9/2022		146.74
41654	93405	ACCOUNTS_P AYABLE	11/4/2022	ADVANCED KEY & LOCK SHOP	10296	RECONCILED	11/14/2022		220.00
41652	93406	ACCOUNTS_P AYABLE	11/4/2022	SIESEL DISTRIBUTING	10297	RECONCILED	11/10/2022		1,062.25
41661	93407	ACCOUNTS_P AYABLE	11/4/2022	ELIZABETH A. RIEGEL	10733	RECONCILED	11/15/2022		300.00
41645	93408	ACCOUNTS_P AYABLE	11/4/2022	MENARDS	10810	RECONCILED	11/10/2022		1,088.90
41649	93409	ACCOUNTS_P AYABLE	11/4/2022	COMMERCIAL PARTS & SERVICE	11505	RECONCILED	11/14/2022		460.61
41640	93410	ACCOUNTS_P AYABLE	11/4/2022	RUMPKE	11508	RECONCILED	11/10/2022		1,287.19
41656	93411	ACCOUNTS_P AYABLE	11/4/2022	CENTRAL OHIO MAT	11733	RECONCILED	11/7/2022		5,143.48

Start Date: 11/1/2022

End Date: 11/30/2022

LEXINGTON LOCAL SCHOOLS

Disbursement Summary Report

Reference Number	Check Number	Type	Date	Name	Vendor #	Status	Reconcile Date	Void Date	Amount
41673	93412	ACCOUNTS_P AYABLE	11/4/2022	COMPANY UCP OF GREATER CLEVELAND	13006	RECONCILED	11/8/2022		\$ 9,450.00
41671	93413	ACCOUNTS_P AYABLE	11/4/2022	LESLIE MILLER	13009	RECONCILED	11/8/2022		24.00
41662	93414	ACCOUNTS_P AYABLE	11/4/2022	CAROTHERS PEST CONTROL LLC	13062	RECONCILED	11/15/2022		230.00
41653	93415	ACCOUNTS_P AYABLE	11/4/2022	JAMES HAYES	13087	RECONCILED	11/7/2022		970.35
41657	93416	ACCOUNTS_P AYABLE	11/4/2022	THEN DESIGN ARCHITECTU RE LTD	13501	RECONCILED	11/8/2022		188.00
41663	93417	ACCOUNTS_P AYABLE	11/4/2022	SHOOK CONSTRUCTI ON CO	13525	RECONCILED	11/14/2022		17,000.00
41647	93418	ACCOUNTS_P AYABLE	11/4/2022	THE BREWER- GARRETT CO	13529	RECONCILED	11/9/2022		19,661.70
41646	93419	ACCOUNTS_P AYABLE	11/4/2022	AMAZON CAPITAL SERVICES	13575	RECONCILED	11/14/2022		945.82
41669	93420	ACCOUNTS_P AYABLE	11/4/2022	AJINOMOTO CAMBROOKE , INC	13586	RECONCILED	11/16/2022		97.44
41642	93421	ACCOUNTS_P AYABLE	11/4/2022	HOOVER INSTRUMEN T SERVICE INC	13634	RECONCILED	11/10/2022		1,678.10
41668	93422	ACCOUNTS_P AYABLE	11/4/2022	A.I.S. COMMERCIA L PARTS & SERVICES, INC	13761	RECONCILED	11/8/2022		1,100.50
41677	93423	ACCOUNTS_P AYABLE	11/8/2022	ALFRED NICKLES BAKERY	613	RECONCILED	11/16/2022		1,985.08
41685	93424	ACCOUNTS_P AYABLE	11/8/2022	AMANDA BADERTSCH ER	13224	RECONCILED	11/14/2022		150.00
41678	93425	ACCOUNTS_P AYABLE	11/8/2022	AMAZON CAPITAL SERVICES	13575	RECONCILED	11/15/2022		506.46
41674	93426	ACCOUNTS_P AYABLE	11/8/2022	AMERICAN EXPRESS	10314	RECONCILED	11/18/2022		1,058.28
41703	93427	ACCOUNTS_P AYABLE	11/8/2022	BUCKEYE BAKERY	13103	OUTSTANDIN G			234.00
41692	93428	ACCOUNTS_P AYABLE	11/8/2022	CDW-G GOVERNMEN T, INC.	7886	RECONCILED	11/16/2022		560.04
41701	93429	ACCOUNTS_P AYABLE	11/8/2022	CHARLES RITTER CO.	907	RECONCILED	11/14/2022		83.27
41681	93430	ACCOUNTS_P AYABLE	11/8/2022	COLE DISTRIBUTIN G	9752	RECONCILED	11/15/2022		14,308.22
41688	93431	ACCOUNTS_P AYABLE	11/8/2022	EDGE DOCUMENT SOLUTIONS, LLC	9453	RECONCILED	11/16/2022		156.22
41675	93432	ACCOUNTS_P AYABLE	11/8/2022	GAME ONE	11017	RECONCILED	11/16/2022		80.00
41691	93433	ACCOUNTS_P AYABLE	11/8/2022	GIONINO'S PIZZERIA	9153	RECONCILED	11/23/2022		203.00

Start Date: 11/1/2022

End Date: 11/30/2022

LEXINGTON LOCAL SCHOOLS Disbursement Summary Report

Reference Number	Check Number	Type	Date	Name	Vendor #	Status	Reconcile Date	Void Date	Amount
41684	93434	ACCOUNTS_P AYABLE	11/8/2022	GOPHER	6300	RECONCILED	11/15/2022		\$ 274.40
41687	93435	ACCOUNTS_P AYABLE	11/8/2022	KELL ACE HARDWARE	8329	RECONCILED	11/15/2022		9.95
41676	93436	ACCOUNTS_P AYABLE	11/8/2022	MATHCOUNT S FOUNDATIO N	6706	RECONCILED	11/23/2022		390.00
41699	93437	ACCOUNTS_P AYABLE	11/8/2022	METRONOM E MUSIC STORE	740	RECONCILED	11/22/2022		560.00
41690	93438	ACCOUNTS_P AYABLE	11/8/2022	MID-OHIO AUTO REPAIR	8414	RECONCILED	11/14/2022		127.60
41700	93439	ACCOUNTS_P AYABLE	11/8/2022	MID-OHIO ED. SERVICE CENTER	69	RECONCILED	11/14/2022		105.04
41695	93440	ACCOUNTS_P AYABLE	11/8/2022	MINUTEMAN PRESS	10766	RECONCILED	11/14/2022		282.32
41694	93441	ACCOUNTS_P AYABLE	11/8/2022	MONROEVIL LE FREIGHTLIN ER, INC	13474	RECONCILED	11/15/2022		258.40
41698	93442	ACCOUNTS_P AYABLE	11/8/2022	NOVA LUNA EDUC & CONSULTIN G	11942	RECONCILED	11/14/2022		972.00
41682	93443	ACCOUNTS_P AYABLE	11/8/2022	OHIOHEALT H/WORKHEA LTH	13457	RECONCILED	11/17/2022		207.00
41697	93444	ACCOUNTS_P AYABLE	11/8/2022	OHSFSCA	10933	VOID		11/8/2022	40.00
41689	93445	ACCOUNTS_P AYABLE	11/8/2022	PRO-ED	105	RECONCILED	11/16/2022		88.00
41686	93446	ACCOUNTS_P AYABLE	11/8/2022	SANDRA DeLUCA	7380	RECONCILED	11/15/2022		42.06
41680	93447	ACCOUNTS_P AYABLE	11/8/2022	SMETZ'S TIRE SERVICE CENTER	10453	RECONCILED	11/17/2022		632.40
41679	93448	ACCOUNTS_P AYABLE	11/8/2022	SMITHFOOD S, INC	11797	RECONCILED	11/15/2022		5,445.78
41696	93449	ACCOUNTS_P AYABLE	11/8/2022	STANTON SHEET MUSIC	22	RECONCILED	11/15/2022		65.00
41702	93450	ACCOUNTS_P AYABLE	11/8/2022	TREASURER STATE OF OHIO	5996	RECONCILED	11/16/2022		308.75
41683	93451	ACCOUNTS_P AYABLE	11/8/2022	TRUCK SALES & SERVICE, INC.	8892	RECONCILED	11/15/2022		2,006.29
41693	93452	ACCOUNTS_P AYABLE	11/8/2022	WILSON LANGUAGE TRAINING CORP.	8967	RECONCILED	11/15/2022		1,555.20
41704	93453	ACCOUNTS_P AYABLE	11/8/2022	NWDFSCA	13124	RECONCILED	11/22/2022		40.00
41734	93454	ACCOUNTS_P AYABLE	11/10/2022	AJINOMOTO CAMBROOKE , INC	13586	RECONCILED	11/28/2022		245.88
41709	93455	ACCOUNTS_P AYABLE	11/10/2022	AMAZON CAPITAL SERVICES	13575	RECONCILED	11/18/2022		801.49
41723	93456	ACCOUNTS_P AYABLE	11/10/2022	AMERICAN EXPRESS	10314	RECONCILED	11/18/2022		155.70

Start Date: 11/1/2022

End Date: 11/30/2022

LEXINGTON LOCAL SCHOOLS

Disbursement Summary Report

Reference Number	Check Number	Type	Date	Name	Vendor #	Status	Reconcile Date	Void Date	Amount
41737	93457	ACCOUNTS_P AYABLE	11/10/2022	BRAD DAVIES	10215	RECONCILED	11/15/2022		\$ 125.00
41725	93458	ACCOUNTS_P AYABLE	11/10/2022	BRIDGEWAY ACADEMY	11513	RECONCILED	11/17/2022		6,046.00
41739	93459	ACCOUNTS_P AYABLE	11/10/2022	BURNING RIVER LIFTS AND	10587	RECONCILED	11/25/2022		530.00
41708	93460	ACCOUNTS_P AYABLE	11/10/2022	CARDINAL RENTAL & SALES, LTD	8777	RECONCILED	11/23/2022		471.99
41714	93461	ACCOUNTS_P AYABLE	11/10/2022	CAROTHERS PEST CONTROL LLC	13062	RECONCILED	11/21/2022		125.00
41732	93462	ACCOUNTS_P AYABLE	11/10/2022	COLE DISTRIBUTIN G	9752	RECONCILED	11/15/2022		645.08
41731	93463	ACCOUNTS_P AYABLE	11/10/2022	COLTON ULLMAN	13701	RECONCILED	11/18/2022		18.98
41733	93464	ACCOUNTS_P AYABLE	11/10/2022	COLUMBIA GAS	11662	RECONCILED	11/22/2022		228.26
41716	93465	ACCOUNTS_P AYABLE	11/10/2022	CULLIGAN QUALITY WATER	610	RECONCILED	11/16/2022		282.94
41744	93466	ACCOUNTS_P AYABLE	11/10/2022	DAHNI REYNOLDS	13829	RECONCILED	11/18/2022		2,677.50
41724	93467	ACCOUNTS_P AYABLE	11/10/2022	ELIJAH MILLER	13611	RECONCILED	11/15/2022		110.00
41745	93468	ACCOUNTS_P AYABLE	11/10/2022	ELIZABETH A. RIEGEL	10733	RECONCILED	11/17/2022		100.00
41715	93469	ACCOUNTS_P AYABLE	11/10/2022	EUGENE DAVIS	13612	RECONCILED	11/15/2022		125.00
41746	93470	ACCOUNTS_P AYABLE	11/10/2022	GALION COMMUNITY HOSPITAL	12104	RECONCILED	11/17/2022		195.00
41706	93471	ACCOUNTS_P AYABLE	11/10/2022	GCL EDUCATION SERVICES, LLC	13827	RECONCILED	11/15/2022		5,115.00
41721	93472	ACCOUNTS_P AYABLE	11/10/2022	HEALTHCAR E BILLING SERVICES	11018	RECONCILED	11/14/2022		217.20
41705	93473	ACCOUNTS_P AYABLE	11/10/2022	HILLYARD OHIO	13569	RECONCILED	11/18/2022		551.84
41741	93474	ACCOUNTS_P AYABLE	11/10/2022	J & B ACCOUSTICA L	1555	RECONCILED	11/14/2022		24.47
41735	93475	ACCOUNTS_P AYABLE	11/10/2022	JAMES HAYES	13087	RECONCILED	11/14/2022		970.35
41718	93476	ACCOUNTS_P AYABLE	11/10/2022	JENNIFER BERRY	9043	RECONCILED	11/15/2022		145.43
41740	93477	ACCOUNTS_P AYABLE	11/10/2022	JENNIFER LAW	9606	RECONCILED	11/14/2022		117.00
41730	93478	ACCOUNTS_P AYABLE	11/10/2022	LEXINGTON MUSIC BOOSTERS	1395	RECONCILED	11/21/2022		1,070.06
41711	93479	ACCOUNTS_P AYABLE	11/10/2022	LIBERTY LAWN CARE & LANDSCAPIN G INC	13646	RECONCILED	11/18/2022		5,594.20
41729	93480	ACCOUNTS_P AYABLE	11/10/2022	LOWE'S	5906	RECONCILED	11/16/2022		151.04
41720	93481	ACCOUNTS_P AYABLE	11/10/2022	MARK HOOVER	12011	RECONCILED	11/25/2022		33.36
41707	93482	ACCOUNTS_P	11/10/2022	MID OHIO	13002	RECONCILED	11/21/2022		1,500.00

Start Date: 11/1/2022

End Date: 11/30/2022

LEXINGTON LOCAL SCHOOLS

Disbursement Summary Report

Reference Number	Check Number	Type	Date	Name	Vendor #	Status	Reconcile Date	Void Date	Amount
41742	93483	ACCOUNTS_P AYABLE	11/10/2022	TREE SERVICE MT VERNON NAZARENE UNIVERSITY	13590	RECONCILED	11/17/2022		\$ 196.49
41736	93484	ACCOUNTS_P AYABLE	11/10/2022	OASSA/OMLA	322	RECONCILED	11/16/2022		500.00
41728	93485	ACCOUNTS_P AYABLE	11/10/2022	QUENCH USA INC	9919	RECONCILED	11/17/2022		43.16
41722	93486	ACCOUNTS_P AYABLE	11/10/2022	RENHILL GROUP, INC.	10075	RECONCILED	11/15/2022		13,877.07
41727	93487	ACCOUNTS_P AYABLE	11/10/2022	RICHARD POTTER	9171	RECONCILED	11/14/2022		85.02
41717	93488	ACCOUNTS_P AYABLE	11/10/2022	RIVER EDUCATION SERVICES INC	13290	RECONCILED	11/15/2022		11,600.00
41726	93489	ACCOUNTS_P AYABLE	11/10/2022	SCHOOL HEALTH CORPORATIO N	7533	RECONCILED	11/17/2022		433.39
41719	93490	ACCOUNTS_P AYABLE	11/10/2022	SIESEL DISTRIBUTIN G	10297	OUTSTANDIN G			3,662.75
41710	93491	ACCOUNTS_P AYABLE	11/10/2022	STANDARD PLUMBING & HEATING CO	4036	RECONCILED	11/16/2022		1,070.00
41713	93492	ACCOUNTS_P AYABLE	11/10/2022	SUNBELT RENTALS	7776	RECONCILED	11/21/2022		40.00
41712	93493	ACCOUNTS_P AYABLE	11/10/2022	THE ESKEN GROUP, LLC	13446	RECONCILED	11/22/2022		1,800.00
41743	93494	ACCOUNTS_P AYABLE	11/10/2022	THE REHAB CENTER	11246	RECONCILED	11/16/2022		140.00
41738	93495	ACCOUNTS_P AYABLE	11/10/2022	WOLFF BROS. SUPPLY, INC.	8585	RECONCILED	11/17/2022		694.40
41751	93496	ACCOUNTS_P AYABLE	11/14/2022	AMAZON CAPITAL SERVICES	13575	RECONCILED	11/22/2022		276.56
41750	93497	ACCOUNTS_P AYABLE	11/14/2022	ANDREW SARIS	13877	OUTSTANDIN G			26.84
41764	93498	ACCOUNTS_P AYABLE	11/14/2022	ARMSTRONG TOOL & SUPPLY	7211	RECONCILED	11/18/2022		265.00
41756	93499	ACCOUNTS_P AYABLE	11/14/2022	BUCKEYE BAKERY	13103	OUTSTANDIN G			91.50
41763	93500	ACCOUNTS_P AYABLE	11/14/2022	CDW-G GOVERNMEN T, INC.	7886	RECONCILED	11/21/2022		1,059.44
41755	93501	ACCOUNTS_P AYABLE	11/14/2022	CHRISTOPHE R GLENNON	13459	RECONCILED	11/14/2022		435.00
41757	93502	ACCOUNTS_P AYABLE	11/14/2022	COLUMBUS KENWORTH, INC	11205	RECONCILED	11/28/2022		63.95
41760	93503	ACCOUNTS_P AYABLE	11/14/2022	EJ THERAPY INC	13137	RECONCILED	11/23/2022		165.00
41752	93504	ACCOUNTS_P AYABLE	11/14/2022	KROGER COMPANY	5498	RECONCILED	11/18/2022		37.91
41761	93505	ACCOUNTS_P AYABLE	11/14/2022	LABAKI SPEECH & FEEDING THERAPY LLC	13834	RECONCILED	11/22/2022		2,822.05
41754	93506	ACCOUNTS_P AYABLE	11/14/2022	MID-OHIO ED. SERVICE CENTER	69	RECONCILED	11/17/2022		51.80

Start Date: 11/1/2022

End Date: 11/30/2022

LEXINGTON LOCAL SCHOOLS Disbursement Summary Report

Reference Number	Check Number	Type	Date	Name	Vendor #	Status	Reconcile Date	Void Date	Amount
41749	93507	ACCOUNTS_P AYABLE	11/14/2022	NAPA	13723	RECONCILED	11/21/2022		\$ 3,667.39
41759	93508	ACCOUNTS_P AYABLE	11/14/2022	O'CHARLEY'S	8316	RECONCILED	11/22/2022		373.61
41765	93509	ACCOUNTS_P AYABLE	11/14/2022	QUAVERED, INC	13819	RECONCILED	11/23/2022		840.00
41753	93510	ACCOUNTS_P AYABLE	11/14/2022	SCHOOL SPECIALTY	6538	RECONCILED	11/23/2022		722.20
41758	93511	ACCOUNTS_P AYABLE	11/14/2022	THE COLLEGE BOARD	3290	RECONCILED	11/23/2022		400.00
41762	93512	ACCOUNTS_P AYABLE	11/14/2022	TRANSPORTA TION ACCESSORIE S CO.	819	RECONCILED	11/18/2022		435.08
41747	93513	ACCOUNTS_P AYABLE	11/14/2022	TREASURER, STATE OF OHIO	9906	RECONCILED	11/18/2022		9,196.30
41748	93514	ACCOUNTS_P AYABLE	11/14/2022	TROY J WEAVER	7197	RECONCILED	11/21/2022		435.00
41767	93515	REFUND	11/16/2022	KENTA YOKOYAMA	13880	OUTSTANDIN G			210.65
41788	93516	ACCOUNTS_P AYABLE	11/17/2022	MID-OHIO ED. SERVICE CENTER	69	RECONCILED	11/21/2022		968.75
41781	93517	ACCOUNTS_P AYABLE	11/17/2022	ALL OHIO COUNSELOR S CONFERENC E	6152	OUTSTANDIN G			865.00
41800	93518	ACCOUNTS_P AYABLE	11/17/2022	SCHOOL SPECIALTY	6538	RECONCILED	11/23/2022		34.44
41804	93519	ACCOUNTS_P AYABLE	11/17/2022	REBECCA BIGLEY	6615	RECONCILED	11/22/2022		40.00
41803	93520	ACCOUNTS_P AYABLE	11/17/2022	KAREN YODER	6646	RECONCILED	11/30/2022		125.00
41797	93521	ACCOUNTS_P AYABLE	11/17/2022	PATTY SCOTT	6656	OUTSTANDIN G			125.00
41787	93522	ACCOUNTS_P AYABLE	11/17/2022	CONNIE BAKER	6670	RECONCILED	11/18/2022		93.92
41794	93523	ACCOUNTS_P AYABLE	11/17/2022	CONNIE WEIKLE	7075	OUTSTANDIN G			73.33
41775	93524	ACCOUNTS_P AYABLE	11/17/2022	SANDRA ARNETT	7113	RECONCILED	11/30/2022		88.94
41783	93525	ACCOUNTS_P AYABLE	11/17/2022	MARTHA PERRY	7490	RECONCILED	11/23/2022		125.00
41810	93526	ACCOUNTS_P AYABLE	11/17/2022	SCHOOL HEALTH CORPORATIO N	7533	RECONCILED	11/22/2022		1,286.67
41769	93527	ACCOUNTS_P AYABLE	11/17/2022	RIFTON EQUIPMENT	8786	RECONCILED	11/22/2022		2,289.75
41805	93528	ACCOUNTS_P AYABLE	11/17/2022	JEANNETTE BERICK	8838	OUTSTANDIN G			125.00
41792	93529	ACCOUNTS_P AYABLE	11/17/2022	SPYDER SIGNS & GRAPHICS	9378	RECONCILED	11/30/2022		236.00
41799	93530	ACCOUNTS_P AYABLE	11/17/2022	NORTH CENTRAL OHIO ESC	9382	RECONCILED	11/23/2022		3,762.22
41776	93531	ACCOUNTS_P AYABLE	11/17/2022	TERRI HAESEKER	9655	OUTSTANDIN G			84.99
41768	93532	ACCOUNTS_P AYABLE	11/17/2022	LYNN SHERMAN	9656	RECONCILED	11/17/2022		125.00
41777	93533	ACCOUNTS_P AYABLE	11/17/2022	COLE DISTRIBUTIN	9752	RECONCILED	11/22/2022		7,117.95

Start Date: 11/1/2022

End Date: 11/30/2022

LEXINGTON LOCAL SCHOOLS Disbursement Summary Report

Reference Number	Check Number	Type	Date	Name	Vendor #	Status	Reconcile Date	Void Date	Amount
				G					
41770	93534	ACCOUNTS_P AYABLE	11/17/2022	NCS PEARSON, INC.	10047	RECONCILED	11/21/2022		\$ 829.50
41802	93535	ACCOUNTS_P AYABLE	11/17/2022	REBECCA SMITH	10203	RECONCILED	11/21/2022		125.00
41779	93536	ACCOUNTS_P AYABLE	11/17/2022	SMETZ'S TIRE SERVICE CENTER	10453	RECONCILED	11/28/2022		752.00
41789	93537	ACCOUNTS_P AYABLE	11/17/2022	ELIZABETH A. RIEGEL	10733	RECONCILED	11/22/2022		300.00
41801	93538	ACCOUNTS_P AYABLE	11/17/2022	MINUTEMAN PRESS	10766	RECONCILED	11/23/2022		345.39
41784	93539	ACCOUNTS_P AYABLE	11/17/2022	JOSTENS	10830	RECONCILED	11/21/2022		1,240.25
41808	93540	ACCOUNTS_P AYABLE	11/17/2022	THE REHAB CENTER	11246	RECONCILED	11/28/2022		20,395.83
41771	93541	ACCOUNTS_P AYABLE	11/17/2022	BRIDGEWAY ACADEMY	11513	RECONCILED	11/30/2022		223.55
41790	93542	ACCOUNTS_P AYABLE	11/17/2022	SHERYL LEHNHART	11712	RECONCILED	11/21/2022		125.00
41778	93543	ACCOUNTS_P AYABLE	11/17/2022	AMY TALLMAN	11925	RECONCILED	11/25/2022		55.85
41795	93544	ACCOUNTS_P AYABLE	11/17/2022	HEATHER KAPUSTAR	13015	OUTSTANDIN G			16.00
41791	93545	ACCOUNTS_P AYABLE	11/17/2022	OHIO.NET INTERNET PROVIDERS	13038	RECONCILED	11/22/2022		464.64
41793	93546	ACCOUNTS_P AYABLE	11/17/2022	JAMES HAYES	13087	RECONCILED	11/18/2022		970.35
41780	93547	ACCOUNTS_P AYABLE	11/17/2022	EJ THERAPY INC	13137	RECONCILED	11/23/2022		52,176.79
41796	93548	ACCOUNTS_P AYABLE	11/17/2022	AMANDA BADERTSCH ER	13224	RECONCILED	11/25/2022		205.00
41806	93549	ACCOUNTS_P AYABLE	11/17/2022	JACLYN DODSON	13497	RECONCILED	11/22/2022		125.00
41774	93550	ACCOUNTS_P AYABLE	11/17/2022	AMAZON CAPITAL SERVICES	13575	RECONCILED	11/23/2022		1,951.41
41773	93551	ACCOUNTS_P AYABLE	11/17/2022	AJINOMOTO CAMBROOKE , INC	13586	RECONCILED	11/30/2022		176.41
41782	93552	ACCOUNTS_P AYABLE	11/17/2022	SPECIALIZED EDUCATION OF OHIO, INC	13693	RECONCILED	11/23/2022		7,678.20
41807	93553	ACCOUNTS_P AYABLE	11/17/2022	PEGGY JORDAN	13704	OUTSTANDIN G			125.00
41785	93554	ACCOUNTS_P AYABLE	11/17/2022	JANICE KNOX	13705	RECONCILED	11/30/2022		113.12
41809	93555	ACCOUNTS_P AYABLE	11/17/2022	ELUMA, LLC	13844	RECONCILED	11/21/2022		6,764.05
41786	93556	ACCOUNTS_P AYABLE	11/17/2022	LEXINGTON TEACHERS ASSOC	13873	RECONCILED	11/21/2022		162.50
41798	93557	ACCOUNTS_P AYABLE	11/17/2022	ANNESIA HITE	13878	RECONCILED	11/18/2022		125.00
41772	93558	ACCOUNTS_P AYABLE	11/17/2022	JESSICA KIGER	13879	RECONCILED	11/29/2022		109.95
41811	93559	ACCOUNTS_P AYABLE	11/18/2022	OMEA	1768	OUTSTANDIN G			300.00
41812	93560	ACCOUNTS_P AYABLE	11/18/2022	ASHLAND UNIVERSITY	2793	OUTSTANDIN G			60.00

Start Date: 11/1/2022

End Date: 11/30/2022

LEXINGTON LOCAL SCHOOLS

Disbursement Summary Report

Reference Number	Check Number	Type	Date	Name	Vendor #	Status	Reconcile Date	Void Date	Amount
41814	93561	ACCOUNTS_P AYABLE	11/22/2022	CULLIGAN QUALITY WATER	610	RECONCILED	11/29/2022		\$ 37.00
41816	93562	ACCOUNTS_P AYABLE	11/22/2022	AMERICAN ELECTRIC POWER	701	RECONCILED	11/30/2022		20,521.62
41826	93563	ACCOUNTS_P AYABLE	11/22/2022	REALLY GOOD STUFF, INC.	6468	RECONCILED	11/28/2022		33.98
41825	93564	ACCOUNTS_P AYABLE	11/22/2022	KAHL'S ELECTRIC, INC.	6637	RECONCILED	11/25/2022		1,220.58
41817	93565	ACCOUNTS_P AYABLE	11/22/2022	GIONINO'S PIZZERIA	9153	RECONCILED	11/28/2022		135.00
41813	93566	ACCOUNTS_P AYABLE	11/22/2022	GRADY ENTERPRISE S, INC.	9664	OUTSTANDIN G			1,143.01
41823	93567	ACCOUNTS_P AYABLE	11/22/2022	COLE DISTRIBUTIN G	9752	RECONCILED	11/28/2022		8,931.10
41815	93568	ACCOUNTS_P AYABLE	11/22/2022	RENHILL GROUP, INC.	10075	RECONCILED	11/29/2022		11,616.67
41822	93569	ACCOUNTS_P AYABLE	11/22/2022	O.E. MEYER COMPANY	10829	OUTSTANDIN G			7.44
41829	93570	ACCOUNTS_P AYABLE	11/22/2022	OMEA EAST CENTRAL REGIONAL	10904	RECONCILED	11/28/2022		880.00
41819	93571	ACCOUNTS_P AYABLE	11/22/2022	ASHLEY TODD	10907	OUTSTANDIN G			642.50
41821	93572	ACCOUNTS_P AYABLE	11/22/2022	THE OHIO STATE UNIVERSITY	11385	OUTSTANDIN G			750.00
41818	93573	ACCOUNTS_P AYABLE	11/22/2022	READY FIELD SOLUTIONS, LLC	11962	RECONCILED	11/29/2022		8,400.00
41827	93574	ACCOUNTS_P AYABLE	11/22/2022	KELLIE DYER	12188	RECONCILED	11/23/2022		49.94
41824	93575	ACCOUNTS_P AYABLE	11/22/2022	JAMES HAYES	13087	RECONCILED	11/23/2022		776.28
41820	93576	ACCOUNTS_P AYABLE	11/22/2022	AMAZON CAPITAL SERVICES	13575	RECONCILED	11/29/2022		532.74
41828	93577	ACCOUNTS_P AYABLE	11/22/2022	STEALTH PARTNER GROUP	13604	RECONCILED	11/28/2022		39,790.79
41830	93578	ACCOUNTS_P AYABLE	11/22/2022	OMEA DISTRICT 10 TREASURER	3951	OUTSTANDIN G			100.00
41837	93579	REFUND	11/29/2022	AMEERAH RASHED	13882	OUTSTANDIN G			74.00
41838	93580	ACCOUNTS_P AYABLE	11/30/2022	AGPARTS WORLDWIDE INC	13735	OUTSTANDIN G			795.00
41839	93581	ACCOUNTS_P AYABLE	11/30/2022	ALL OHIO COUNSELOR S CONFERENC E	6152	OUTSTANDIN G			355.00
41840	93582	ACCOUNTS_P AYABLE	11/30/2022	AMAZON CAPITAL SERVICES	13575	OUTSTANDIN G			2,075.15
41841	93583	ACCOUNTS_P AYABLE	11/30/2022	AWARDSMIT H	1370	OUTSTANDIN G			1,293.20
41844	93584	ACCOUNTS_P AYABLE	11/30/2022	BRICKER & ECKLER LLP	10997	OUTSTANDIN G			527.00
41845	93585	ACCOUNTS_P	11/30/2022	CBIZ	8780	OUTSTANDIN			2,750.00

Start Date: 11/1/2022

End Date: 11/30/2022

LEXINGTON LOCAL SCHOOLS Disbursement Summary Report

Reference Number	Check Number	Type	Date	Name	Vendor #	Status	Reconcile Date	Void Date	Amount
		AYABLE		BENEFITS & INSURANCE		G			
41846	93586	ACCOUNTS_P AYABLE	11/30/2022	CDW-G GOVERNMENT, INC.	7886	OUTSTANDING G			\$ 71.65
41850	93587	ACCOUNTS_P AYABLE	11/30/2022	CINDY COWLES	11515	OUTSTANDING G			3,416.40
41847	93588	ACCOUNTS_P AYABLE	11/30/2022	COLE DISTRIBUTING	9752	OUTSTANDING G			6,718.89
41848	93589	ACCOUNTS_P AYABLE	11/30/2022	COLUMBIA GAS	11662	OUTSTANDING G			2,129.13
41843	93590	ACCOUNTS_P AYABLE	11/30/2022	DAVID A. BOND	8715	OUTSTANDING G			43.13
41851	93591	ACCOUNTS_P AYABLE	11/30/2022	DELL MARKETING L.P.	7777	OUTSTANDING G			203.45
41852	93592	ACCOUNTS_P AYABLE	11/30/2022	DIRECT ENERGY BUSINESS	11543	OUTSTANDING G			1,527.72
41849	93593	ACCOUNTS_P AYABLE	11/30/2022	PAM CONOVER	11119	OUTSTANDING G			688.75
41842	93594	ACCOUNTS_P AYABLE	11/30/2022	REBECCA BIGLEY	11484	OUTSTANDING G			229.00
41885	93596	ACCOUNTS_P AYABLE	11/30/2022	ASHLEY TODD	10907	OUTSTANDING G			41.60
41890	93597	ACCOUNTS_P AYABLE	11/30/2022	CAPITAL ONE	3469	OUTSTANDING G			437.69
41863	93598	ACCOUNTS_P AYABLE	11/30/2022	CHERYL LONGNECKER	1263	OUTSTANDING G			70.21
41854	93599	ACCOUNTS_P AYABLE	11/30/2022	DAIRIA EDMUNDS	13763	OUTSTANDING G			31.79
41867	93600	ACCOUNTS_P AYABLE	11/30/2022	ELIJAH MILLER	13611	OUTSTANDING G			6.25
41881	93601	ACCOUNTS_P AYABLE	11/30/2022	ELIZABETH A. RIEGEL	10733	OUTSTANDING G			150.00
41855	93602	ACCOUNTS_P AYABLE	11/30/2022	EQUIPARTS	11070	OUTSTANDING G			817.52
41857	93603	ACCOUNTS_P AYABLE	11/30/2022	G & L SUPPLY	713	OUTSTANDING G			79.00
41856	93604	ACCOUNTS_P AYABLE	11/30/2022	GIONINO'S PIZZERIA	9153	OUTSTANDING G			183.95
41879	93605	ACCOUNTS_P AYABLE	11/30/2022	GREG SMITH	13026	OUTSTANDING G			102.00
41858	93606	ACCOUNTS_P AYABLE	11/30/2022	HD SUPPLY FACILITIES	6504	OUTSTANDING G			1,225.90
41859	93607	ACCOUNTS_P AYABLE	11/30/2022	HILLYARD OHIO	13569	OUTSTANDING G			6,485.52
41884	93608	ACCOUNTS_P AYABLE	11/30/2022	HOLLY STOOTS	13883	OUTSTANDING G			154.41
41869	93609	ACCOUNTS_P AYABLE	11/30/2022	JILLIAN NOBLET	13012	OUTSTANDING G			180.22
41860	93610	ACCOUNTS_P AYABLE	11/30/2022	JOSTENS	10830	OUTSTANDING G			14.40
41861	93611	ACCOUNTS_P AYABLE	11/30/2022	KELL ACE HARDWARE	8329	OUTSTANDING G			14.81
41862	93612	ACCOUNTS_P AYABLE	11/30/2022	KIMBALL MIDWEST	11066	OUTSTANDING G			18.39
41864	93613	ACCOUNTS_P AYABLE	11/30/2022	KRISTEN McPEEK	10355	OUTSTANDING G			57.98
41865	93614	ACCOUNTS_P AYABLE	11/30/2022	MENARDS	10810	OUTSTANDING G			1,576.14
41853	93615	ACCOUNTS_P AYABLE	11/30/2022	MICHELLE DREIBELBIS	13565	OUTSTANDING G			50.00

Start Date: 11/1/2022

End Date: 11/30/2022

LEXINGTON LOCAL SCHOOLS

Disbursement Summary Report

Reference Number	Check Number	Type	Date	Name	Vendor #	Status	Reconcile Date	Void Date	Amount
41876	93616	ACCOUNTS_P AYABLE	11/30/2022	MICHELLE SHAFFER	8304	OUTSTANDIN G			\$ 425.32
41866	93617	ACCOUNTS_P AYABLE	11/30/2022	MID-OHIO ED. SERVICE CENTER	69	OUTSTANDIN G			32.80
41868	93618	ACCOUNTS_P AYABLE	11/30/2022	MVD SPORTS	6482	OUTSTANDIN G			457.00
41870	93619	ACCOUNTS_P AYABLE	11/30/2022	OHIO HEALTH CONSORTIU M	10192	OUTSTANDIN G			280.00
41871	93620	ACCOUNTS_P AYABLE	11/30/2022	OHIO HIGH SCHOOL ATH. ASSOC.	1039	OUTSTANDIN G			75.00
41873	93621	ACCOUNTS_P AYABLE	11/30/2022	RIDDELL/ALL AMERICAN SPORTS CO	8878	OUTSTANDIN G			6,837.89
41874	93622	ACCOUNTS_P AYABLE	11/30/2022	RUMPKE	11508	OUTSTANDIN G			1,525.43
41875	93623	ACCOUNTS_P AYABLE	11/30/2022	SAM'S CLUB DIRECT	5566	OUTSTANDIN G			438.82
41877	93624	ACCOUNTS_P AYABLE	11/30/2022	SHOOK CONSTRUCTI ON CO	13525	OUTSTANDIN G			1,241,492.28
41878	93625	ACCOUNTS_P AYABLE	11/30/2022	SIESEL DISTRIBUTIN G	10297	OUTSTANDIN G			1,881.53
41880	93626	ACCOUNTS_P AYABLE	11/30/2022	SPECIALIZED EDUCATION OF OHIO, INC	13693	OUTSTANDIN G			7,678.20
41882	93627	ACCOUNTS_P AYABLE	11/30/2022	STANDARD PLUMBING & HEATING CO	4036	OUTSTANDIN G			5,092.82
41883	93628	ACCOUNTS_P AYABLE	11/30/2022	STANTON SHEET MUSIC	22	OUTSTANDIN G			240.68
41872	93629	ACCOUNTS_P AYABLE	11/30/2022	TRACEY PINKELMAN	10653	OUTSTANDIN G			251.04
41886	93630	ACCOUNTS_P AYABLE	11/30/2022	TRANSPORTA TION ACCESSORIE S CO.	819	OUTSTANDIN G			131.47
41887	93631	ACCOUNTS_P AYABLE	11/30/2022	TRUENORTH FIRE PROTECTION	13812	OUTSTANDIN G			4,358.37
41888	93632	ACCOUNTS_P AYABLE	11/30/2022	UCP OF GREATER CLEVELAND	13006	OUTSTANDIN G			9,450.00
41889	93633	ACCOUNTS_P AYABLE	11/30/2022	VERIZON WIRELESS	7415	OUTSTANDIN G			439.38
41891	93634	ACCOUNTS_P AYABLE	11/30/2022	WOLFF BROS. SUPPLY, INC.	8585	OUTSTANDIN G			285.35
41892	93635	ACCOUNTS_P AYABLE	11/30/2022	MUSIC THEATRE INTERNATIO NAL	9093	OUTSTANDIN G			400.00
41893	93636	ACCOUNTS_P AYABLE	11/30/2022	OLENTANGY ORANGE ATHLETIC	13473	OUTSTANDIN G			240.00
41894	93637	REFUND	11/30/2022	MELISSA STEVENS	13881	OUTSTANDIN G			70.00
41898	93638	ACCOUNTS_P AYABLE	11/30/2022	MENARDS	10810	OUTSTANDIN G			569.16
41916	93639	ACCOUNTS_P	11/30/2022	ALFRED	613	OUTSTANDIN			147.20

Start Date: 11/1/2022

End Date: 11/30/2022

LEXINGTON LOCAL SCHOOLS

Disbursement Summary Report

Reference Number	Check Number	Type	Date	Name	Vendor #	Status	Reconcile Date	Void Date	Amount
		AYABLE		NICKLES BAKERY		G			
41901	93640	ACCOUNTS_P AYABLE	11/30/2022	AMANDA BADERTSCHER	13224	OUTSTANDIN G			\$ 200.00
41899	93641	ACCOUNTS_P AYABLE	11/30/2022	AMAZON CAPITAL SERVICES	13575	OUTSTANDIN G			119.73
41900	93642	ACCOUNTS_P AYABLE	11/30/2022	AMERICAN EXPRESS	10314	OUTSTANDIN G			511.50
41902	93643	ACCOUNTS_P AYABLE	11/30/2022	CARDINAL BUS SALES & SERVICE	6515	OUTSTANDIN G			3,134.56
41903	93644	ACCOUNTS_P AYABLE	11/30/2022	CARDINAL RENTAL & SALES, LTD	8777	OUTSTANDIN G			1,127.00
41905	93645	ACCOUNTS_P AYABLE	11/30/2022	CORY FAGAN	13613	OUTSTANDIN G			125.00
41904	93646	ACCOUNTS_P AYABLE	11/30/2022	DELL MARKETING L.P.	7777	OUTSTANDIN G			2,149.18
41926	93647	ACCOUNTS_P AYABLE	11/30/2022	ELIZABETH A. RIEGEL	10733	OUTSTANDIN G			150.00
41906	93648	ACCOUNTS_P AYABLE	11/30/2022	FORGET-ME-NOT FLOWER SHOP, INC.	5460	OUTSTANDIN G			50.00
41913	93649	ACCOUNTS_P AYABLE	11/30/2022	HAGUE CRYSTAL CLEAR WATER	13869	OUTSTANDIN G			17,950.00
41908	93650	ACCOUNTS_P AYABLE	11/30/2022	HOME DEPOT	7549	OUTSTANDIN G			602.38
41909	93651	ACCOUNTS_P AYABLE	11/30/2022	HUNTSMAN TRUCKING, INC.	6783	OUTSTANDIN G			2,582.13
41907	93652	ACCOUNTS_P AYABLE	11/30/2022	JAMES HAYES	13087	OUTSTANDIN G			1,358.49
41912	93653	ACCOUNTS_P AYABLE	11/30/2022	JEFF McFARLAND	10235	OUTSTANDIN G			125.00
41910	93654	ACCOUNTS_P AYABLE	11/30/2022	JULIAN & GRUBE, INC.	7084	OUTSTANDIN G			1,500.00
41911	93655	ACCOUNTS_P AYABLE	11/30/2022	KELL ACE HARDWARE	8329	OUTSTANDIN G			13.65
41914	93656	ACCOUNTS_P AYABLE	11/30/2022	MENARDS	10810	OUTSTANDIN G			206.03
41915	93657	ACCOUNTS_P AYABLE	11/30/2022	MID-OHIO AUTO REPAIR	8414	OUTSTANDIN G			280.91
41919	93658	ACCOUNTS_P AYABLE	11/30/2022	NCS PEARSON, INC.	9497	OUTSTANDIN G			127.40
41917	93659	ACCOUNTS_P AYABLE	11/30/2022	NORTH CENTRAL STATE COLLEGE	10401	OUTSTANDIN G			94.00
41918	93660	ACCOUNTS_P AYABLE	11/30/2022	OCLRE	1344	OUTSTANDIN G			340.00
41920	93661	ACCOUNTS_P AYABLE	11/30/2022	PIONEER CAREER & TECHNOLOGY CENTER	6280	OUTSTANDIN G			30.00
41921	93662	ACCOUNTS_P AYABLE	11/30/2022	RIVER EDUCATION SERVICES INC	13290	OUTSTANDIN G			4,350.00
41922	93663	ACCOUNTS_P	11/30/2022	RUMPKE	11508	OUTSTANDIN			389.10

Start Date: 11/1/2022

End Date: 11/30/2022

LEXINGTON LOCAL SCHOOLS

Disbursement Summary Report

Reference Number	Check Number	Type	Date	Name	Vendor #	Status	Reconcile Date	Void Date	Amount
		AYABLE				G			
41923	93664	ACCOUNTS_P AYABLE	11/30/2022	SCHOOL SPECIALTY	6538	OUTSTANDIN G			\$ 617.17
41924	93665	ACCOUNTS_P AYABLE	11/30/2022	SHARE CORPORATIO N	12061	OUTSTANDIN G			1,963.29
41925	93666	ACCOUNTS_P AYABLE	11/30/2022	SIESEL DISTRIBUTIN G	10297	OUTSTANDIN G			142.93
41927	93667	ACCOUNTS_P AYABLE	11/30/2022	SPYDER SIGNS & GRAPHICS	9378	OUTSTANDIN G			608.00
41928	93668	ACCOUNTS_P AYABLE	11/30/2022	STANTON SHEET MUSIC	22	OUTSTANDIN G			39.51
41929	93669	ACCOUNTS_P AYABLE	11/30/2022	THE ESKEN GROUP, LLC	13446	OUTSTANDIN G			1,710.00
41930	93670	ACCOUNTS_P AYABLE	11/30/2022	TRUCK SALES & SERVICE, INC.	8892	OUTSTANDIN G			1,784.37
41931	93671	ACCOUNTS_P AYABLE	11/30/2022	VILLAGE OF LEXINGTON	472	OUTSTANDIN G			49,959.81
41932	93672	ACCOUNTS_P AYABLE	11/30/2022	WILSON LANGUAGE TRAINING CORP.	8967	OUTSTANDIN G			201.00
41933	93673	ACCOUNTS_P AYABLE	11/30/2022	WINDOW ENERGY FILM, INC	13817	OUTSTANDIN G			6,788.00
41934	93674	ACCOUNTS_P AYABLE	11/30/2022	LEXINGTON ATHLETIC DEPT.	3520	OUTSTANDIN G			2,175.00
41766	691893	ACCOUNTS_P AYABLE	11/15/2022	GORDON FOOD SERVICE	900652	RECONCILED	11/15/2022		29,259.00
41831	691894	ACCOUNTS_P AYABLE	11/28/2022	ANTHEM BENEFIT SERVICES	900902	RECONCILED	11/28/2022		368,571.36
41833	691895	ACCOUNTS_P AYABLE	11/28/2022	MEMO- S.E.R.S.	900997	RECONCILED	11/28/2022		5,944.08
41832	691896	ACCOUNTS_P AYABLE	11/28/2022	MEMO- S.T.R.S.	900998	RECONCILED	11/28/2022		17,099.10
41836	691897	ACCOUNTS_P AYABLE	11/28/2022	LEXINGTON SCHOOLS - PAYROLL	900934	RECONCILED	11/28/2022		18,084.14
41897	691898	ACCOUNTS_P AYABLE	11/30/2022	MEMO-MID OHIO ESC	900069	RECONCILED	11/30/2022		56,261.41
41896	691899	ACCOUNTS_P AYABLE	11/30/2022	MEMO- S.E.R.S.	900997	RECONCILED	11/30/2022		48,782.00
41895	691900	ACCOUNTS_P AYABLE	11/30/2022	MEMO- S.T.R.S.	900998	RECONCILED	11/30/2022		126,908.00
Grand Total									\$ 3,828,053.55

Reporting Period: December 2022 (FY 2023)

12/8/22 11:46 AM

Start Date: 11/01/2022

End Date: 11/30/2022

LEXINGTON LOCAL SCHOOLS Receipts Ledger Report

Receipt #	Line #	Date	Type	Description	Full Account Code	Amount
Fund: 001						
Receipt: 1211						
77423	1	11/14/2022	RC	Preschool tuition	001-1211-0000-000000-500	\$ 1,300.00
77448	1	11/21/2022	RC	Tuition	001-1211-0000-000000-000	1,376.72
77452	1	11/22/2022	RC	Preschool tuition	001-1211-0000-000000-500	800.00
77458	1	11/30/2022	RC	Tuition	001-1211-0000-000000-000	6,195.20
						\$ 9,671.92
Receipt: 1410						
77482	1	11/30/2022	RC	Richland Bank Interest	001-1410-0000-000000-000	16,719.47
						\$ 16,719.47
Receipt: 1740						
77416	2	11/2/2022	RC	Eastern School Fees	001-1740-0000-000000-300	28.00
77426	2	11/14/2022	RC	Central school fees	001-1740-0000-000000-400	229.50
77430	1	11/14/2022	RC	School fees	001-1740-0000-000000-100	231.20
77443	1	11/21/2022	RC	School fees	001-1740-0000-000000-100	300.00
77446	1	11/21/2022	RC	School fees	001-1740-0000-000000-200	48.00
77475	1	11/30/2022	RC	HS Fees - Pay For It	001-1740-0000-000000-100	1,014.00
77475	2	11/30/2022	RC	Central Fees - Pay For It	001-1740-0000-000000-400	150.00
77475	3	11/30/2022	RC	Jr High Fees - Pay For It	001-1740-0000-000000-200	74.00
77475	4	11/30/2022	RC	Eastern Fees - Pay For It	001-1740-0000-000000-300	210.00
77475	5	11/30/2022	RC	Western Fees - Pay For It	001-1740-0000-000000-500	150.00
						\$ 2,434.70
Receipt: 3110						
77432	1	11/10/2022	RC	Base Cost	001-3110-0000-000000-000	244,236.49
77432	3	11/10/2022	RC	Targeted Assistance	001-3110-0000-000000-000	42,664.94
77432	4	11/10/2022	RC	Special Education Funding	001-3110-0000-000000-000	36,681.90
77432	8	11/10/2022	RC	Supplement Targeted Assistance	001-3110-0000-000000-000	0.00
77432	9	11/10/2022	RC	Temporary Transitional Aid Guarantee	001-3110-0000-000000-000	0.00
77432	11	11/10/2022	RC	Transportation	001-3110-0000-000000-000	22,763.69
77432	12	11/10/2022	RC	Formula Transition Supplement	001-3110-0000-000000-000	0.00
77432	13	11/10/2022	RC	Preschool Special Educ Funding	001-3110-0000-000000-000	6,219.15
77432	14	11/10/2022	RC	Special Educ Transportation	001-3110-0000-000000-000	2,640.17
77461	1	11/25/2022	RC	Base Cost	001-3110-0000-000000-000	244,111.22
77461	3	11/25/2022	RC	Targeted Assistance	001-3110-0000-000000-000	40,746.39
77461	4	11/25/2022	RC	Special Education Funding	001-3110-0000-000000-000	35,734.65
77461	8	11/25/2022	RC	Supplement Targeted Assistance	001-3110-0000-000000-000	0.00
77461	9	11/25/2022	RC	Temporary Transitional Aid Guarantee	001-3110-0000-000000-000	0.00
77461	11	11/25/2022	RC	Transportation	001-3110-0000-000000-000	22,763.69
77461	12	11/25/2022	RC	Formula Transition Supplement	001-3110-0000-000000-000	0.00
77461	13	11/25/2022	RC	Preschool Special Educ Funding	001-3110-0000-000000-000	6,219.15

Reporting Period: December 2022 (FY 2023)

12/8/22 11:46 AM

Start Date: 11/01/2022

End Date: 11/30/2022

LEXINGTON LOCAL SCHOOLS
Receipts Ledger Report

Receipt #	Line #	Date	Type	Description	Full Account Code	Amount	
	77461	14	11/25/2022	RC	Special Educ Transportation	001-3110-0000-000000-000	\$ 2,640.17
Receipt:	3131					\$ 707,421.61	
	77431	1	11/10/2022	RC	RB for Real Estate - Richland	001-3131-0000-000000-000	362.45
	77431	2	11/10/2022	RC	RB for Emergency Levy -Richlan	001-3131-0000-000000-000	233.51
	77431	4	11/10/2022	RC	2 1/2 HMRB Real Est-Richland	001-3131-0000-000000-000	44.70
	77431	5	11/10/2022	RC	2 1/2 HMRB Emerg Levy-Richland	001-3131-0000-000000-000	28.82
Receipt:	3132					\$ 669.48	
	77474	1	11/23/2022	RC	Homestead MH - Richland	001-3132-0000-000000-000	40.64
	77474	2	11/23/2022	RC	Homestead MH Emerg Levy- Rich	001-3132-0000-000000-000	26.20
Receipt:	3211					\$ 66.84	
	77432	5	11/10/2022	RC	Economic Disadvantaged Funding	001-3211-0000-000000-000	2,137.40
	77461	5	11/25/2022	RC	Economic Disadvantaged Funding	001-3211-0000-000000-000	2,115.01
Receipt:	3215					\$ 4,252.41	
	77432	10	11/10/2022	RC	Career Tech Education Funding	001-3215-0000-000000-000	16.69
	77461	10	11/25/2022	RC	Career Tech Education Funding	001-3215-0000-000000-000	16.69
Receipt:	3216					\$ 33.38	
	77432	7	11/10/2022	RC	Gifted Education Funding	001-3216-0000-000000-000	4,841.58
	77461	7	11/25/2022	RC	Gifted Education Funding	001-3216-0000-000000-000	4,840.76
Receipt:	3217					\$ 9,682.34	
	77432	6	11/10/2022	RC	English Learners Funding	001-3217-0000-000000-000	148.08
	77461	6	11/25/2022	RC	English Learners Funding	001-3217-0000-000000-000	148.08
Receipt:	3218					\$ 296.16	
	77432	2	11/10/2022	RC	Base Cost - Student Wellness and Success	001-3218-0000-000000-000	12,550.32
	77461	2	11/25/2022	RC	Base Cost - Student Wellness and Success	001-3218-0000-000000-000	12,543.88
Receipt:	3300					\$ 25,094.20	
	77473	1	11/30/2022	RC	MEDICAID Recd - 11/10	001-3300-0000-000000-000	201.05
	77473	2	11/30/2022	RC	MEDICAID Recd - 11/25	001-3300-0000-000000-000	3,384.45
Fund:	002					\$ 3,585.50	
Receipt:	3132					\$ 779,928.01	
	77474	3	11/23/2022	RC	Homestead MH Bond Ret-Rich	002-3132-0000-000000-000	16.44

Reporting Period: December 2022 (FY 2023)

12/8/22 11:46 AM

Start Date: 11/01/2022

End Date: 11/30/2022

LEXINGTON LOCAL SCHOOLS Receipts Ledger Report

Receipt #	Line #	Date	Type	Description	Full Account Code	Amount
						\$ 16.44
						\$ 16.44
Fund:	003					
Receipt:	3131					
77431	3	11/10/2022	RC	RB for PI Levy - Richland	003-3131-0000-000000-000	\$ 28.92
77431	6	11/10/2022	RC	2 1/2 HMRB PI Levy-Richland	003-3131-0000-000000-000	3.56
						\$ 32.48
Receipt:	3132					
77474	4	11/23/2022	RC	Homestead MH PI Levy-Richland	003-3132-0000-000000-000	3.24
						\$ 3.24
						\$ 35.72
Fund:	004					
Receipt:	1410					
77482	6	11/30/2022	RC	LFI Fund	004-1410-0000-000000-000	3,703.04
						\$ 3,703.04
						\$ 3,703.04
Fund:	006					
Receipt:	1410					
77482	4	11/30/2022	RC	Richland Bank Interest	006-1410-0000-000000-000	276.80
						\$ 276.80
Receipt:	1511					
77419	21	11/4/2022	RC	HS/JH Breakfast	006-1511-0000-000000-100	121.85
77419	22	11/4/2022	RC	Eastern Breakfast	006-1511-0000-000000-300	29.30
77419	23	11/4/2022	RC	Central Breakfast	006-1511-0000-000000-400	86.40
77419	24	11/4/2022	RC	Western Breakfast	006-1511-0000-000000-500	69.20
77449	21	11/11/2022	RC	HS/JH Breakfast	006-1511-0000-000000-100	194.15
77449	22	11/11/2022	RC	Eastern Breakfast	006-1511-0000-000000-300	50.70
77449	23	11/11/2022	RC	Central Breakfast	006-1511-0000-000000-400	126.10
77449	24	11/11/2022	RC	Western Breakfast	006-1511-0000-000000-500	93.45
77440	21	11/18/2022	RC	HS/JH Breakfast	006-1511-0000-000000-100	217.05
77440	22	11/18/2022	RC	Eastern Breakfast	006-1511-0000-000000-300	78.45
77440	23	11/18/2022	RC	Central Breakfast	006-1511-0000-000000-400	137.70
77440	24	11/18/2022	RC	Western Breakfast	006-1511-0000-000000-500	97.40
77450	21	11/22/2022	RC	HS/JH Breakfast	006-1511-0000-000000-100	85.20
77450	22	11/22/2022	RC	Eastern Breakfast	006-1511-0000-000000-300	30.00
77450	23	11/22/2022	RC	Central Breakfast	006-1511-0000-000000-400	45.50
77450	24	11/22/2022	RC	Western Breakfast	006-1511-0000-000000-500	42.00
77462	21	11/30/2022	RC	HS/JH Breakfast	006-1511-0000-000000-100	83.65
77462	22	11/30/2022	RC	Eastern Breakfast	006-1511-0000-000000-300	43.50
77462	23	11/30/2022	RC	Central Breakfast	006-1511-0000-000000-400	68.10

Reporting Period: December 2022 (FY 2023)

12/8/22 11:46 AM

Start Date: 11/01/2022

End Date: 11/30/2022

LEXINGTON LOCAL SCHOOLS Receipts Ledger Report

Receipt #	Line #	Date	Type	Description	Full Account Code	Amount
77462	24	11/30/2022	RC	Western Breakfast	006-1511-0000-000000-500	\$ 61.50
						\$ 1,761.20
Receipt:	1512					
77419	1	11/4/2022	RC	HS/JH Stu. Type A	006-1512-0000-000000-100	5,066.75
77419	5	11/4/2022	RC	HS/JH ROA Stu. Type A	006-1512-0000-000000-100	(4,332.47)
77419	6	11/4/2022	RC	Eastern Stu. Type A	006-1512-0000-000000-300	1,576.40
77419	10	11/4/2022	RC	Eastern ROA Stu. Type A	006-1512-0000-000000-300	(1,416.35)
77419	11	11/4/2022	RC	Central Stu. Type A	006-1512-0000-000000-400	1,183.40
77419	15	11/4/2022	RC	Central ROA Stu. Type A	006-1512-0000-000000-400	(998.05)
77419	16	11/4/2022	RC	Western Stu. Type A	006-1512-0000-000000-500	931.40
77419	20	11/4/2022	RC	Western ROA Stu. Type A	006-1512-0000-000000-500	(694.65)
77449	1	11/11/2022	RC	HS/JH Stu. Type A	006-1512-0000-000000-100	6,369.10
77449	5	11/11/2022	RC	HS/JH ROA Stu. Type A	006-1512-0000-000000-100	(6,143.20)
77449	6	11/11/2022	RC	Eastern Stu. Type A	006-1512-0000-000000-300	2,039.00
77449	10	11/11/2022	RC	Eastern ROA Stu. Type A	006-1512-0000-000000-300	(1,463.60)
77449	11	11/11/2022	RC	Central Stu. Type A	006-1512-0000-000000-400	1,601.40
77449	15	11/11/2022	RC	Central ROA Stu. Type A	006-1512-0000-000000-400	(1,227.00)
77449	16	11/11/2022	RC	Western Stu. Type A	006-1512-0000-000000-500	1,371.80
77449	20	11/11/2022	RC	Western ROA Stu. Type A	006-1512-0000-000000-500	(1,318.00)
77440	1	11/18/2022	RC	HS/JH Stu. Type A	006-1512-0000-000000-100	6,175.55
77440	5	11/18/2022	RC	HS/JH ROA Stu. Type A	006-1512-0000-000000-100	(6,407.20)
77440	6	11/18/2022	RC	Eastern Stu. Type A	006-1512-0000-000000-300	2,012.40
77440	10	11/18/2022	RC	Eastern ROA Stu. Type A	006-1512-0000-000000-300	(1,639.15)
77440	11	11/18/2022	RC	Central Stu. Type A	006-1512-0000-000000-400	1,542.60
77440	15	11/18/2022	RC	Central ROA Stu. Type A	006-1512-0000-000000-400	(1,487.20)
77440	16	11/18/2022	RC	Western Stu. Type A	006-1512-0000-000000-500	1,320.00
77440	20	11/18/2022	RC	Western ROA Stu. Type A	006-1512-0000-000000-500	(1,068.45)
77450	1	11/22/2022	RC	HS/JH Stu. Type A	006-1512-0000-000000-100	2,441.75
77450	5	11/22/2022	RC	HS/JH ROA Stu. Type A	006-1512-0000-000000-100	(2,696.90)
77450	6	11/22/2022	RC	Eastern Stu. Type A	006-1512-0000-000000-300	817.40
77450	10	11/22/2022	RC	Eastern ROA Stu. Type A	006-1512-0000-000000-300	(538.65)
77450	11	11/22/2022	RC	Central Stu. Type A	006-1512-0000-000000-400	548.80
77450	15	11/22/2022	RC	Central ROA Stu. Type A	006-1512-0000-000000-400	(564.68)
77450	16	11/22/2022	RC	Western Stu. Type A	006-1512-0000-000000-500	536.00
77450	20	11/22/2022	RC	Western ROA Stu. Type A	006-1512-0000-000000-500	(454.75)
77462	1	11/30/2022	RC	HS/JH Stu. Type A	006-1512-0000-000000-100	3,560.50
77462	5	11/30/2022	RC	HS/JH ROA Stu. Type A	006-1512-0000-000000-100	(3,230.53)
77462	6	11/30/2022	RC	Eastern Stu. Type A	006-1512-0000-000000-300	1,205.20
77462	10	11/30/2022	RC	Eastern ROA Stu. Type A	006-1512-0000-000000-300	(1,117.05)
77462	11	11/30/2022	RC	Central Stu. Type A	006-1512-0000-000000-400	964.00

Reporting Period: December 2022 (FY 2023)

12/8/22 11:46 AM

Start Date: 11/01/2022

End Date: 11/30/2022

LEXINGTON LOCAL SCHOOLS Receipts Ledger Report

Receipt #	Line #	Date	Type	Description	Full Account Code	Amount
77462	15	11/30/2022	RC	Central ROA Stu. Type A	006-1512-0000-000000-400	\$ (662.07)
77462	16	11/30/2022	RC	Western Stu. Type A	006-1512-0000-000000-500	763.00
77462	20	11/30/2022	RC	Western ROA Stu. Type A	006-1512-0000-000000-500	(774.80)
77475	6	11/30/2022	RC	HS/JH Lunch - Pay For It	006-1512-0000-000000-100	23,535.64
77475	7	11/30/2022	RC	Jr High Lunch - Pay For It	006-1512-0000-000000-200	28.25
77475	8	11/30/2022	RC	Eastern Lunch - Pay For It	006-1512-0000-000000-300	6,417.10
77475	9	11/30/2022	RC	Central Lunch - Pay For It	006-1512-0000-000000-400	4,980.00
77475	10	11/30/2022	RC	Western Lunch - Pay For It	006-1512-0000-000000-500	4,081.90
						\$ 42,834.59
Receipt:	1513					
77419	3	11/4/2022	RC	HS/JH Stu. ALa Carte	006-1513-0000-000000-100	1,918.65
77419	8	11/4/2022	RC	Eastern Stu. Ala Carte	006-1513-0000-000000-300	194.25
77419	13	11/4/2022	RC	Central Stu. Ala Carte	006-1513-0000-000000-400	28.25
77419	18	11/4/2022	RC	Western Stu. Ala Carte	006-1513-0000-000000-500	15.75
77449	3	11/11/2022	RC	HS/JH Stu. ALa Carte	006-1513-0000-000000-100	2,329.15
77449	8	11/11/2022	RC	Eastern Stu. Ala Carte	006-1513-0000-000000-300	265.81
77449	13	11/11/2022	RC	Central Stu. Ala Carte	006-1513-0000-000000-400	32.50
77449	18	11/11/2022	RC	Western Stu. Ala Carte	006-1513-0000-000000-500	37.25
77440	3	11/18/2022	RC	HS/JH Stu. ALa Carte	006-1513-0000-000000-100	2,190.10
77440	8	11/18/2022	RC	Eastern Stu. Ala Carte	006-1513-0000-000000-300	251.80
77440	13	11/18/2022	RC	Central Stu. Ala Carte	006-1513-0000-000000-400	44.75
77440	18	11/18/2022	RC	Western Stu. Ala Carte	006-1513-0000-000000-500	37.50
77450	3	11/22/2022	RC	HS/JH Stu. ALa Carte	006-1513-0000-000000-100	909.85
77450	8	11/22/2022	RC	Eastern Stu. Ala Carte	006-1513-0000-000000-300	115.00
77450	13	11/22/2022	RC	Central Stu. Ala Carte	006-1513-0000-000000-400	8.50
77450	18	11/22/2022	RC	Western Stu. Ala Carte	006-1513-0000-000000-500	15.75
77462	3	11/30/2022	RC	HS/JH Stu. ALa Carte	006-1513-0000-000000-100	1,253.60
77462	8	11/30/2022	RC	Eastern Stu. Ala Carte	006-1513-0000-000000-300	170.45
77462	13	11/30/2022	RC	Central Stu. Ala Carte	006-1513-0000-000000-400	57.50
77462	18	11/30/2022	RC	Western Stu. Ala Carte	006-1513-0000-000000-500	24.25
						\$ 9,900.66
Receipt:	1514					
77419	2	11/4/2022	RC	HS/JH Stu. Milk	006-1514-0000-000000-100	11.50
77419	7	11/4/2022	RC	Eastern Stu. Milk	006-1514-0000-000000-300	4.00
77419	12	11/4/2022	RC	Central Stu. Milk	006-1514-0000-000000-400	1.00
77419	17	11/4/2022	RC	Western Stu. Milk	006-1514-0000-000000-500	6.00
77449	2	11/11/2022	RC	HS/JH Stu. Milk	006-1514-0000-000000-100	13.00
77449	7	11/11/2022	RC	Eastern Stu. Milk	006-1514-0000-000000-300	5.00
77449	12	11/11/2022	RC	Central Stu. Milk	006-1514-0000-000000-400	4.50
77449	17	11/11/2022	RC	Western Stu. Milk	006-1514-0000-000000-500	4.00

Reporting Period: December 2022 (FY 2023)

12/8/22 11:46 AM

Start Date: 11/01/2022

End Date: 11/30/2022

LEXINGTON LOCAL SCHOOLS Receipts Ledger Report

Receipt #	Line #	Date	Type	Description	Full Account Code	Amount
77440	2	11/18/2022	RC	HS/JH Stu. Milk	006-1514-0000-000000-100	\$ 12.50
77440	7	11/18/2022	RC	Eastern Stu. Milk	006-1514-0000-000000-300	6.50
77440	12	11/18/2022	RC	Central Stu. Milk	006-1514-0000-000000-400	3.50
77440	17	11/18/2022	RC	Western Stu. Milk	006-1514-0000-000000-500	4.50
77450	2	11/22/2022	RC	HS/JH Stu. Milk	006-1514-0000-000000-100	8.50
77450	7	11/22/2022	RC	Eastern Stu. Milk	006-1514-0000-000000-300	2.50
77450	12	11/22/2022	RC	Central Stu. Milk	006-1514-0000-000000-400	1.00
77450	17	11/22/2022	RC	Western Stu. Milk	006-1514-0000-000000-500	2.00
77462	2	11/30/2022	RC	HS/JH Stu. Milk	006-1514-0000-000000-100	7.00
77462	7	11/30/2022	RC	Eastern Stu. Milk	006-1514-0000-000000-300	2.00
77462	12	11/30/2022	RC	Central Stu. Milk	006-1514-0000-000000-400	1.00
77462	17	11/30/2022	RC	Western Stu. Milk	006-1514-0000-000000-500	1.00
						\$ 101.00
Receipt:	1523					
77419	4	11/4/2022	RC	HS/JH Adult Ala Carte	006-1523-0000-000000-100	128.60
77419	9	11/4/2022	RC	Eastern Adult Ala Carte	006-1523-0000-000000-300	23.00
77419	14	11/4/2022	RC	Central Adult Ala Carte	006-1523-0000-000000-400	8.50
77419	19	11/4/2022	RC	Western Adult Ala Carte	006-1523-0000-000000-500	6.25
77449	4	11/11/2022	RC	HS/JH Adult Ala Carte	006-1523-0000-000000-100	151.00
77449	9	11/11/2022	RC	Eastern Adult Ala Carte	006-1523-0000-000000-300	12.25
77449	14	11/11/2022	RC	Central Adult Ala Carte	006-1523-0000-000000-400	8.50
77449	19	11/11/2022	RC	Western Adult Ala Carte	006-1523-0000-000000-500	5.00
77440	4	11/18/2022	RC	HS/JH Adult Ala Carte	006-1523-0000-000000-100	122.70
77440	9	11/18/2022	RC	Eastern Adult Ala Carte	006-1523-0000-000000-300	18.25
77440	14	11/18/2022	RC	Central Adult Ala Carte	006-1523-0000-000000-400	9.75
77440	19	11/18/2022	RC	Western Adult Ala Carte	006-1523-0000-000000-500	12.75
77450	4	11/22/2022	RC	HS/JH Adult Ala Carte	006-1523-0000-000000-100	87.80
77450	9	11/22/2022	RC	Eastern Adult Ala Carte	006-1523-0000-000000-300	1.00
77450	14	11/22/2022	RC	Central Adult Ala Carte	006-1523-0000-000000-400	4.25
77450	19	11/22/2022	RC	Western Adult Ala Carte	006-1523-0000-000000-500	0.50
77462	4	11/30/2022	RC	HS/JH Adult Ala Carte	006-1523-0000-000000-100	92.25
77462	9	11/30/2022	RC	Eastern Adult Ala Carte	006-1523-0000-000000-300	19.25
77462	14	11/30/2022	RC	Central Adult Ala Carte	006-1523-0000-000000-400	4.50
77462	19	11/30/2022	RC	Western Adult Ala Carte	006-1523-0000-000000-500	8.50
						\$ 724.60
Receipt:	1890					
77483	1	11/17/2022	RC	3.5 Breakfast, Principal Breakfast, Teacher Work Day	006-1890-0000-000000-000	1,310.61
						\$ 1,310.61
Receipt:	4120					

Reporting Period: December 2022 (FY 2023)

12/8/22 11:46 AM

Start Date: 11/01/2022

End Date: 11/30/2022

LEXINGTON LOCAL SCHOOLS Receipts Ledger Report

Receipt #	Line #	Date	Type	Description	Full Account Code	Amount
77485	1	11/25/2022	RC	Federal Reimb Lunch High	006-4120-0000-000000-100	\$ 18,677.35
77485	2	11/25/2022	RC	Federal Reimb Lunch Jr High	006-4120-0000-000000-200	0.00
77485	3	11/25/2022	RC	Federal Reimb Lunch Central	006-4120-0000-000000-400	7,033.44
77485	4	11/25/2022	RC	Federal Reimb Lunch East	006-4120-0000-000000-300	9,637.26
77485	5	11/25/2022	RC	Federal Reimb Lunch Western	006-4120-0000-000000-500	4,293.30
77485	6	11/25/2022	RC	Fed Reimb Breakfast - High	006-4120-0000-000000-100	830.02
77485	7	11/25/2022	RC	Federal Reimb Breakfast - Jr H	006-4120-0000-000000-200	0.00
77485	8	11/25/2022	RC	Federal Reimb Break - Central	006-4120-0000-000000-400	1,150.81
77485	9	11/25/2022	RC	Federal Reimb Break - East	006-4120-0000-000000-300	627.78
77485	10	11/25/2022	RC	Federal Reimb Break - Western	006-4120-0000-000000-500	579.09
77485	11	11/25/2022	RC	Federal Reimb Special Milk - Western	006-4120-0000-000000-500	0.03
						\$ 42,829.08
						\$ 99,738.54
Fund:	007					
Receipt:	1410					
77482	5	11/30/2022	RC	Richland Bank Int - Minutemen	007-1410-9100-000000-000	201.67
						\$ 201.67
Receipt:	1820					
77417	1	11/4/2022	RC	Martin Hall Donation	007-1820-9100-000000-000	3,466.66
						\$ 3,466.66
						\$ 3,668.33
Fund:	010					
Receipt:	1410					
77482	7	11/30/2022	RC	Classroom Facilities Fund	010-1410-0000-000000-000	6,689.41
						\$ 6,689.41
						\$ 6,689.41
Fund:	018					
Receipt:	1630					
77416	3	11/2/2022	RC	Eastern School Fees Principal Acct	018-1630-9300-000000-000	2.00
77426	1	11/14/2022	RC	Central fees princ acct	018-1630-9400-000000-000	54.00
						\$ 56.00
Receipt:	1690					
77413	3	11/3/2022	RC	Ohio Pyle	018-1690-9100-000000-000	246.14
77422	1	11/8/2022	RC	MD Coffee service	018-1690-9100-000000-000	118.21
77424	1	11/14/2022	RC	MD Coffee service	018-1690-9100-000000-000	153.27
77442	1	11/21/2022	RC	MD Coffee service	018-1690-9100-000000-000	135.39
77444	1	11/21/2022	RC	AP Exams	018-1690-9100-000000-000	186.00
						\$ 839.01
Receipt:	1820					
77416	1	11/2/2022	RC	Kona Ice	018-1820-9300-000000-000	631.00

Reporting Period: December 2022 (FY 2023)

12/8/22 11:46 AM

Start Date: 11/01/2022

End Date: 11/30/2022

LEXINGTON LOCAL SCHOOLS Receipts Ledger Report

Receipt #	Line #	Date	Type	Description	Full Account Code	Amount	
						\$ 631.00	
Receipt:	1890						
77484	1	11/16/2022	RC	Book fair	018-1890-9401-000000-000	\$ 533.52	
77476	1	11/18/2022	RC	Book fair	018-1890-9401-000000-000	491.91	
77477	1	11/18/2022	RC	Book fair	018-1890-9401-000000-000	540.42	
77478	1	11/30/2022	RC	Book fair	018-1890-9401-000000-000	472.72	
77479	1	11/30/2022	RC	Book fair	018-1890-9401-000000-000	408.17	
77480	1	11/30/2022	RC	Book fair	018-1890-9401-000000-000	353.71	
77481	1	11/30/2022	RC	Book fair	018-1890-9401-000000-000	305.32	
77421	1	11/14/2022	RC	Lost Library books	018-1890-9501-000000-000	10.00	
						\$ 3,115.77	
						\$ 4,641.78	
Fund:	019						
Receipt:	1890						
77437	3	11/18/2022	RC	PTO Recycling - Central	019-1890-9121-000000-000	5.95	
77437	4	11/18/2022	RC	PTO Recycling - Eastern	019-1890-9122-000000-000	5.95	
77437	5	11/18/2022	RC	PTO Recycling - Western	019-1890-9123-000000-000	5.95	
						\$ 17.85	
						\$ 17.85	
Fund:	022						
Receipt:	1690						
77453	1	11/23/2022	RC	OHSAA B/G Soccer / Reg VB	022-1690-9601-000000-000	5,064.00	
						\$ 5,064.00	
						\$ 5,064.00	
Fund:	024						
Receipt:	1410						
77482	2	11/30/2022	RC	Richland Bank Int. 024	024-1410-0000-000000-000	518.75	
						\$ 518.75	
Receipt:	1872						
77434	1	11/18/2022	RC	Board's Premiums November	024-1872-0000-000000-000	368,571.36	
77435	1	11/18/2022	RC	Employees' Premiums November	024-1872-0000-000000-000	68,655.06	
						\$ 437,226.42	
						\$ 437,745.17	
Fund:	034						
Receipt:	3132						
77474	5	11/23/2022	RC	Homestead MH PI (.5 Mill)-Rich	034-3132-0000-000000-000	0.88	
						\$ 0.88	
						\$ 0.88	
Fund:	200						
Receipt:	1620						

Reporting Period: December 2022 (FY 2023)

12/8/22 11:46 AM

Start Date: 11/01/2022

End Date: 11/30/2022

LEXINGTON LOCAL SCHOOLS Receipts Ledger Report

Receipt #	Line #	Date	Type	Description	Full Account Code	Amount
77425	1	11/14/2022	RC	LEO club face painting	200-1620-9108-000000-000	\$ 231.61
77412	1	11/3/2022	RC	Powder Puff T-shirt sales	200-1620-9114-000000-000	1,605.00
77420	1	11/8/2022	RC	Powder Puff T-shirt sales	200-1620-9114-000000-000	30.00
77439	1	11/21/2022	RC	Powder Puff Gate Sales	200-1620-9114-000000-000	736.00
77445	1	11/21/2022	RC	Powder Puff T-shirt sales	200-1620-9114-000000-000	70.00
77457	1	11/29/2022	RC	NHS Plant Fundraiser Sales	200-1620-9121-000000-000	3,250.00
						\$ 5,922.61
Receipt:	1630					
77414	1	11/3/2022	RC	French Club Dues	200-1630-9105-000000-000	20.00
77441	1	11/21/2022	RC	French Club Dues	200-1630-9105-000000-000	5.00
77413	1	11/3/2022	RC	Key Club Dues	200-1630-9115-000000-000	10.00
77447	1	11/21/2022	RC	Key Club Dues	200-1630-9115-000000-000	140.00
77456	1	11/28/2022	RC	Key Club Dues	200-1630-9115-000000-000	660.00
						\$ 835.00
Receipt:	1690					
77415	1	11/3/2022	RC	Yearbook ad sales	200-1690-9119-000000-000	405.00
77428	1	11/8/2022	RC	Yearbook ad sales	200-1690-9119-000000-000	190.00
77429	1	11/14/2022	RC	Yearbook ad sales	200-1690-9119-000000-000	260.00
77459	3	11/30/2022	RC	JH Informed Teens Recycling	200-1690-9612-000000-000	5.58
						\$ 860.58
						\$ 7,618.19
Fund:	300					
Receipt:	1610					
77411	1	11/3/2022	RC	JH Swim vs. Ashland	300-1610-9600-000000-718	212.00
77433	1	11/9/2022	RC	JH Swim vs. Mansfield Sr.	300-1610-9600-000000-718	177.00
77436	3	11/18/2022	RC	Winter Season Tickets	300-1610-9600-000000-000	1,835.00
77451	1	11/21/2022	RC	JH Swim Invitational adm	300-1610-9600-000000-718	567.00
77454	3	11/23/2022	RC	Winter Season Tickets	300-1610-9600-000000-000	1,085.00
77463	1	11/30/2022	RC	Winter Season Tickets Online Sales	300-1610-9600-000000-000	270.00
77463	2	11/30/2022	RC	JH Girls BB adm vs. Madison Online Sales	300-1610-9600-000000-716	10.00
77464	1	11/30/2022	RC	Girls BB adm vs. Willard	300-1610-9600-000000-708	633.00
77465	1	11/30/2022	RC	JH Girls BB adm vs. Madison	300-1610-9600-000000-716	394.00
77466	1	11/30/2022	RC	JH Swim vs. Galion	300-1610-9600-000000-718	214.00
						\$ 5,397.00
Receipt:	1690					
77411	2	11/3/2022	RC	Program Ads	300-1690-9600-000000-000	200.00
77436	1	11/18/2022	RC	Program Ads	300-1690-9600-000000-000	1,010.00
77436	2	11/18/2022	RC	Patrons	300-1690-9600-000000-000	20.00
77436	4	11/18/2022	RC	Exclusive Ad Contract	300-1690-9600-000000-000	1,250.00
77454	1	11/23/2022	RC	Program Ads	300-1690-9600-000000-000	825.00

Reporting Period: December 2022 (FY 2023)

12/8/22 11:46 AM

Start Date: 11/01/2022

End Date: 11/30/2022

LEXINGTON LOCAL SCHOOLS
Receipts Ledger Report

Receipt #	Line #	Date	Type	Description	Full Account Code	Amount
77454	2	11/23/2022	RC	Patrons	300-1690-9600-000000-000	\$ 20.00
Receipt:	1890					<u>\$ 3,325.00</u>
77454	4	11/23/2022	RC	Swim Entry Fees	300-1890-9600-000000-709	200.00
						<u>\$ 200.00</u>
Fund:	507					<u>\$ 8,922.00</u>
Receipt:	4220					
77472	1	11/29/2022	RC	ARP ESSER Revenue	507-4220-9022-000000-000	415,135.42
77467	1	11/25/2022	RC	ESSER II Revenue	507-4220-9921-000000-000	150.00
						<u>\$ 415,285.42</u>
Fund:	572					<u>\$ 415,285.42</u>
Receipt:	4220					
77471	1	11/29/2022	RC	Title I Revenue	572-4220-9023-000000-000	28,929.60
						<u>\$ 28,929.60</u>
Fund:	584					<u>\$ 28,929.60</u>
Receipt:	4220					
77470	1	11/29/2022	RC	Title IV Revenue	584-4220-9023-000000-000	20,554.48
						<u>\$ 20,554.48</u>
Fund:	587					<u>\$ 20,554.48</u>
Receipt:	4220					
77468	1	11/29/2022	RC	ECSE Revenue	587-4220-9023-000000-000	2,351.78
						<u>\$ 2,351.78</u>
Fund:	590					<u>\$ 2,351.78</u>
Receipt:	4220					
77469	1	11/29/2022	RC	Title II-A Revenue	590-4220-9023-000000-000	9,206.96
						<u>\$ 9,206.96</u>
Fund:	590					<u>\$ 9,206.96</u>
Receipt:	4220					
Grand Total						<u>\$ 1,834,117.60</u>

Reporting Period: November 2022 (FY 2023)

12/8/22 11:44 AM

As Of Period: 11/30/2022

LEXINGTON LOCAL SCHOOLS
Revenue Account Summary

Fund-SCC	Description	FYTDReceivable	FYTD Received	MTD Received	YTD Received
SCC:	0000				
001-0000	GENERAL FUND	\$ 23,986,204.23	\$ 10,350,056.11	\$ 779,928.01	\$ 23,636,879.17
		\$ 23,986,204.23	\$ 10,350,056.11	\$ 779,928.01	\$ 23,636,879.17
SCC:	9412				
001-9412	GENERAL BUDGET RESERVE SET- ASIDE-1%/BWC	0.00	0.00	0.00	0.00
		\$ 0.00	\$ 0.00	\$ 0.00	\$ 0.00
SCC:	0000				
002-0000	BOND RETIREMENT FUND	3,434,171.28	1,457,873.29	16.44	3,416,677.78
003-0000	PERMANENT IMPROVEMENT FUND	764,319.86	323,547.84	35.72	764,350.46
004-0000	LFI BUILDING FUND	10,409.13	21,932.53	3,703.04	25,245.81
006-0000	FOOD SERVICE FUND	1,185,721.35	227,168.17	99,453.89	963,480.27
		\$ 5,394,621.62	\$ 2,030,521.83	\$ 103,209.09	\$ 5,169,754.32
SCC:	9100				
007-9100	LEXINGTON MINUTEMEN ACADEMIC SCHOLARSHIP FUND	16,178.28	7,795.71	3,668.33	17,638.43
		\$ 16,178.28	\$ 7,795.71	\$ 3,668.33	\$ 17,638.43
SCC:	9800				
007-9800	TERRY McCAMMON SCHOLARSHIP FUND	0.00	0.00	0.00	0.00
		\$ 0.00	\$ 0.00	\$ 0.00	\$ 0.00
SCC:	9801				
007-9801	MINUTEMAN ALUMNI SCHOLARSHIP FUND	0.00	0.00	0.00	0.00
		\$ 0.00	\$ 0.00	\$ 0.00	\$ 0.00
SCC:	9999				
007-9999	LEXINGTON SCHOOLS TRUST FUND	0.00	0.00	0.00	0.00
		\$ 0.00	\$ 0.00	\$ 0.00	\$ 0.00
SCC:	0000				
010-0000	CLASSROOM FACILITIES CONSTRUCTION FUND	31,933.97	30,879.28	6,689.41	40,345.11
		\$ 31,933.97	\$ 30,879.28	\$ 6,689.41	\$ 40,345.11
SCC:	9100				
018-9100	HIGH SCHOOL PRINCIPAL'S FUND	5,336.93	2,143.07	839.01	5,924.95
		\$ 5,336.93	\$ 2,143.07	\$ 839.01	\$ 5,924.95
SCC:	9101				
018-9101	HIGH SCHOOL FLOWER FUND	393.00	0.00	0.00	0.00
		\$ 393.00	\$ 0.00	\$ 0.00	\$ 0.00
SCC:	9200				
018-9200	JUNIOR HIGH PRINCIPAL'S FUND	2,501.19	(204.42)	0.00	1,505.58
		\$ 2,501.19	\$ (204.42)	\$ 0.00	\$ 1,505.58
SCC:	9300				

Reporting Period: November 2022 (FY 2023)

12/8/22 11:44 AM

As Of Period: 11/30/2022

LEXINGTON LOCAL SCHOOLS
Revenue Account Summary

Fund-SCC	Description	FYTDReceivable	FYTD Received	MTD Received	YTD Received
018-9300	EASTERN PRINCIPAL'S FUND	\$ 3,148.68	\$ 2,155.92	\$ 633.00	\$ 4,127.92
		\$ 3,148.68	\$ 2,155.92	\$ 633.00	\$ 4,127.92
SCC:	9301				
018-9301	EASTERN ELEMENTARY BOOKFAIR/BOXTOPS FUND	8,070.13	0.00	0.00	5,657.23
		\$ 8,070.13	\$ 0.00	\$ 0.00	\$ 5,657.23
SCC:	9302				
018-9302	EASTERN ELEMENTARY MATH	0.00	0.00	0.00	0.00
		\$ 0.00	\$ 0.00	\$ 0.00	\$ 0.00
SCC:	9303				
018-9303	EASTERN RUN CLUB	1,075.00	1,060.00	0.00	1,060.00
		\$ 1,075.00	\$ 1,060.00	\$ 0.00	\$ 1,060.00
SCC:	9400				
018-9400	CENTRAL PRINCIPAL'S FUND	3,050.29	1,801.62	54.00	2,901.22
		\$ 3,050.29	\$ 1,801.62	\$ 54.00	\$ 2,901.22
SCC:	9401				
018-9401	CENTRAL ELEMENTARY BOOKFAIR FUND	4,030.04	3,112.47	3,105.77	7,142.51
		\$ 4,030.04	\$ 3,112.47	\$ 3,105.77	\$ 7,142.51
SCC:	9402				
018-9402	CENTRAL ELEMENTARY ART	0.00	0.00	0.00	0.00
		\$ 0.00	\$ 0.00	\$ 0.00	\$ 0.00
SCC:	9500				
018-9500	WESTERN PRINCIPAL'S FUND	3,507.65	2,474.52	0.00	3,910.94
		\$ 3,507.65	\$ 2,474.52	\$ 0.00	\$ 3,910.94
SCC:	9501				
018-9501	WESTERN ELEMENTARY BOOKFAIR/BOXTOPS FUND	4,438.42	25.00	10.00	4,440.42
		\$ 4,438.42	\$ 25.00	\$ 10.00	\$ 4,440.42
SCC:	9502				
018-9502	HIGH SCHOOL ACADEMIC BOOSTERS FUND	0.00	0.00	0.00	0.00
		\$ 0.00	\$ 0.00	\$ 0.00	\$ 0.00
SCC:	9503				
018-9503	WESTERN ELEMENTARY ART	0.00	0.00	0.00	0.00
		\$ 0.00	\$ 0.00	\$ 0.00	\$ 0.00
SCC:	9602				
018-9602	JUNIOR HIGH ACADEMIC BOOSTERS FUND	0.00	0.00	0.00	0.00
		\$ 0.00	\$ 0.00	\$ 0.00	\$ 0.00
SCC:	9901				
018-9901	JUNIOR HIGH TEACHER ADVISORY FUND	0.00	0.00	0.00	0.00

Reporting Period: November 2022 (FY 2023)

12/8/22 11:44 AM

As Of Period: 11/30/2022

LEXINGTON LOCAL SCHOOLS
Revenue Account Summary

Fund-SCC	Description	FYTDReceivable	FYTD Received	MTD Received	YTD Received
SCC:	9001	\$ 0.00	\$ 0.00	\$ 0.00	\$ 0.00
019-9001	ACADEMIC BOOSTERS GRANTS	\$ 0.00	\$ 0.00	\$ 0.00	\$ 0.00
		\$ 0.00	\$ 0.00	\$ 0.00	\$ 0.00
SCC:	9121				
019-9121	CENTRAL ELEMENTARY PTO GRANTS	89.94	32.69	5.95	91.80
		\$ 89.94	\$ 32.69	\$ 5.95	\$ 91.80
SCC:	9122				
019-9122	EASTERN ELEMENTARY PTO GRANTS	89.95	1,032.68	5.95	1,091.78
		\$ 89.95	\$ 1,032.68	\$ 5.95	\$ 1,091.78
SCC:	9123				
019-9123	WESTERN ELEMENTARY PTO GRANTS	89.94	2,032.67	5.95	2,091.77
		\$ 89.94	\$ 2,032.67	\$ 5.95	\$ 2,091.77
SCC:	9200				
019-9200	RICHLAND COUNTY FOUNDATION GRANT PLAYGROUND	0.00	0.00	0.00	0.00
		\$ 0.00	\$ 0.00	\$ 0.00	\$ 0.00
SCC:	9201				
019-9201	RICHLAND COUNTY FOUNDATION GRANT CENTRAL PRID	0.00	0.00	0.00	0.00
		\$ 0.00	\$ 0.00	\$ 0.00	\$ 0.00
SCC:	9202				
019-9202	RICHLAND COUNTY FOUNDATION GRANT-HENSEL FY15	0.00	0.00	0.00	0.00
		\$ 0.00	\$ 0.00	\$ 0.00	\$ 0.00
SCC:	9204				
019-9204	RICHLAND COUNTY FOUNDATION GRANT-PELPHREY 15	0.00	0.00	0.00	0.00
		\$ 0.00	\$ 0.00	\$ 0.00	\$ 0.00
SCC:	9205				
019-9205	RICHLAND CO FOUNDATION GRANT-STAINED GLASS 16	0.00	0.00	0.00	0.00
		\$ 0.00	\$ 0.00	\$ 0.00	\$ 0.00
SCC:	9206				
019-9206	RICHLAND CO FOUNDATION GRANT-SEASONAL SCIE 16	0.00	0.00	0.00	0.00
		\$ 0.00	\$ 0.00	\$ 0.00	\$ 0.00
SCC:	9207				
019-9207	RICHLAND CO FOUNDATION-SCORE COMMON CORE 16	0.00	0.00	0.00	0.00
		\$ 0.00	\$ 0.00	\$ 0.00	\$ 0.00

Reporting Period: November 2022 (FY 2023)

12/8/22 11:44 AM

As Of Period: 11/30/2022

LEXINGTON LOCAL SCHOOLS
Revenue Account Summary

Fund-SCC	Description	FYTDReceivable	FYTD Received	MTD Received	YTD Received
SCC:	9208				
019-9208	RICHLAND CO FOUND-BUILD A COMM OF READERS	\$ 0.00	\$ 0.00	\$ 0.00	\$ 0.00
		\$ 0.00	\$ 0.00	\$ 0.00	\$ 0.00
SCC:	9209				
019-9209	RICH CO FOUND-LEARN TO READ FOR A LIFETIME	0.00	0.00	0.00	0.00
		\$ 0.00	\$ 0.00	\$ 0.00	\$ 0.00
SCC:	9210				
019-9210	RICH CO FOUND-MULTI-SENS APPROACH TO LEARNING	0.00	0.00	0.00	0.00
		\$ 0.00	\$ 0.00	\$ 0.00	\$ 0.00
SCC:	9211				
019-9211	RICH CO FOUND-BEE AWARENESS	0.00	0.00	0.00	0.00
		\$ 0.00	\$ 0.00	\$ 0.00	\$ 0.00
SCC:	9212				
019-9212	RICH CO FOUND-DONT LET THE PIGEON STOP TALK	0.00	0.00	0.00	0.00
		\$ 0.00	\$ 0.00	\$ 0.00	\$ 0.00
SCC:	9213				
019-9213	RICH CO FOUND-BRAIN GAMES 5.0	0.00	0.00	0.00	0.00
		\$ 0.00	\$ 0.00	\$ 0.00	\$ 0.00
SCC:	9214				
019-9214	RICH CO FOUND-TALKING SENSE TO OUR NUMBERS	0.00	0.00	0.00	0.00
		\$ 0.00	\$ 0.00	\$ 0.00	\$ 0.00
SCC:	9215				
019-9215	RICH CO FOUND-SEE THE CIVILIZATION	0.00	0.00	0.00	0.00
		\$ 0.00	\$ 0.00	\$ 0.00	\$ 0.00
SCC:	9216				
019-9216	RICH CO FOUND-SCIENCE OLYMPIAD	0.00	0.00	0.00	0.00
		\$ 0.00	\$ 0.00	\$ 0.00	\$ 0.00
SCC:	9217				
019-9217	RICH CO FOUND-KICK BACK WITH CLASSICS	0.00	0.00	0.00	0.00
		\$ 0.00	\$ 0.00	\$ 0.00	\$ 0.00
SCC:	9218				
019-9218	RICH CO FOUND-WRITE STUFF STEAM KIT	0.00	0.00	0.00	0.00
		\$ 0.00	\$ 0.00	\$ 0.00	\$ 0.00
SCC:	9219				
019-9219	RICH CO FOUND-CLASSROOM	0.00	0.00	0.00	0.00

Reporting Period: November 2022 (FY 2023)

12/8/22 11:44 AM

As Of Period: 11/30/2022

LEXINGTON LOCAL SCHOOLS
Revenue Account Summary

Fund-SCC	Description	FYTDReceivable	FYTD Received	MTD Received	YTD Received
	LIBRARY				
SCC:	9220	\$ 0.00	\$ 0.00	\$ 0.00	\$ 0.00
019-9220	RICH CO FOUND-LEGOS AND BUILDING BLOCKS	\$ 0.00	\$ 0.00	\$ 0.00	\$ 0.00
		\$ 0.00	\$ 0.00	\$ 0.00	\$ 0.00
SCC:	9221				
019-9221	RICH CO FOUND-SCIENCE DISCOVERY BINS	0.00	0.00	0.00	0.00
		\$ 0.00	\$ 0.00	\$ 0.00	\$ 0.00
SCC:	9222				
019-9222	RICH CO FOUND-ONE BIG HAPPY FAMILY	0.00	0.00	0.00	0.00
		\$ 0.00	\$ 0.00	\$ 0.00	\$ 0.00
SCC:	9223				
019-9223	RICH CO FOUND-MAKER MAVEN STEM	0.00	0.00	0.00	0.00
		\$ 0.00	\$ 0.00	\$ 0.00	\$ 0.00
SCC:	9224				
019-9224	RICH CO FOUND-STEM SNAP CIRCUITS	0.00	0.00	0.00	0.00
		\$ 0.00	\$ 0.00	\$ 0.00	\$ 0.00
SCC:	9225				
019-9225	RICH CO FOUND GRANT-STEM MATERIALS SNAP CIRCUITS	485.94	0.00	0.00	0.00
		\$ 485.94	\$ 0.00	\$ 0.00	\$ 0.00
SCC:	9226				
019-9226	RICH CO FOUND GRANT-SCIENCE ENRICH FIELD TRIP	1,500.00	0.00	0.00	0.00
		\$ 1,500.00	\$ 0.00	\$ 0.00	\$ 0.00
SCC:	9227				
019-9227	RICH CO FOUND GRANT-CAREER BOOKS AND ACTIVITIES	532.00	532.00	0.00	532.00
		\$ 532.00	\$ 532.00	\$ 0.00	\$ 532.00
SCC:	9228				
019-9228	RICH CO FOUND GRANT-SOCIAL STUDIES MAKERSPACE	1,490.34	1,490.34	0.00	1,490.34
		\$ 1,490.34	\$ 1,490.34	\$ 0.00	\$ 1,490.34
SCC:	9301				
019-9301	RICH CO FOUND/SECO ROBOTICS GRANT (HEIMANN)	0.00	0.00	0.00	0.00
		\$ 0.00	\$ 0.00	\$ 0.00	\$ 0.00
SCC:	9302				
019-9302	RICH CO RETIRED TEACHERS	0.00	0.00	0.00	0.00

Reporting Period: November 2022 (FY 2023)

12/8/22 11:44 AM

As Of Period: 11/30/2022

LEXINGTON LOCAL SCHOOLS
Revenue Account Summary

Fund-SCC	Description	FYTDReceivable	FYTD Received	MTD Received	YTD Received
	ASSOC				
SCC:	9303	\$ 0.00	\$ 0.00	\$ 0.00	\$ 0.00
019-9303	OHIO POWER GRANT (BERRY)	\$ 0.00	\$ 0.00	\$ 0.00	\$ 0.00
		\$ 0.00	\$ 0.00	\$ 0.00	\$ 0.00
SCC:	9304				
019-9304	RICHLAND CO RETIRED TEACHERS - HS ENGLISH	200.00	0.00	0.00	0.00
		\$ 200.00	\$ 0.00	\$ 0.00	\$ 0.00
SCC:	9500				
019-9500	DOLLAR GENERAL LIT FOUND - YOUTH LIT FY16	0.00	0.00	0.00	0.00
		\$ 0.00	\$ 0.00	\$ 0.00	\$ 0.00
SCC:	9502				
019-9502	RICHLAND CO HMG SENSORY GRANT	0.00	0.00	0.00	0.00
		\$ 0.00	\$ 0.00	\$ 0.00	\$ 0.00
SCC:	9616				
019-9616	WALMART TEACHER OF THE YEAR- DANIELLE SAVAGE	0.00	0.00	0.00	0.00
		\$ 0.00	\$ 0.00	\$ 0.00	\$ 0.00
SCC:	9601				
022-9601	OHSAA TOURNAMENT AGENCY FUND	18,860.00	(9,860.85)	5,064.00	3,009.15
		\$ 18,860.00	\$ (9,860.85)	\$ 5,064.00	\$ 3,009.15
SCC:	0000				
024-0000	EMPLOYEE BENEFITS FUND FOR MEDICAL/DENTAL	5,401,960.89	2,195,150.62	437,745.17	4,844,315.38
034-0000	OFCC PROJECT MAINTENANCE FUND	186,410.78	79,426.46	0.88	185,740.17
		\$ 5,588,371.67	\$ 2,274,577.08	\$ 437,746.05	\$ 5,030,055.55
SCC:	9101				
200-9101	HIGH SCHOOL ART CLUB	0.00	0.00	0.00	0.00
		\$ 0.00	\$ 0.00	\$ 0.00	\$ 0.00
SCC:	9102				
200-9102	HIGH SCHOOL DRAMA CLUB	11,121.66	0.00	0.00	10,031.42
		\$ 11,121.66	\$ 0.00	\$ 0.00	\$ 10,031.42
SCC:	9103				
200-9103	HIGH SCHOOL MATH CLUB	0.00	0.00	0.00	0.00
		\$ 0.00	\$ 0.00	\$ 0.00	\$ 0.00
SCC:	9104				
200-9104	HIGH SCHOOL LEADERSHIP COUNCIL	1,607.00	0.00	0.00	0.00

Reporting Period: November 2022 (FY 2023)

12/8/22 11:44 AM

As Of Period: 11/30/2022

LEXINGTON LOCAL SCHOOLS
Revenue Account Summary

Fund-SCC	Description	FYTDReceivable	FYTD Received	MTD Received	YTD Received
		\$ 1,607.00	\$ 0.00	\$ 0.00	\$ 0.00
SCC:	9105				
200-9105	HIGH SCHOOL FRENCH CLUB	\$ 0.00	\$ 105.00	\$ 25.00	\$ 105.00
		\$ 0.00	\$ 105.00	\$ 25.00	\$ 105.00
SCC:	9107				
200-9107	HIGH SCHOOL SPANISH CLUB	120.00	0.00	0.00	120.00
		\$ 120.00	\$ 0.00	\$ 0.00	\$ 120.00
SCC:	9108				
200-9108	HIGH SCHOOL LEO CLUB	148.25	417.45	231.61	417.45
		\$ 148.25	\$ 417.45	\$ 231.61	\$ 417.45
SCC:	9114				
200-9114	HIGH SCHOOL STUDENT COUNCIL FUND	2,108.21	3,161.00	2,441.00	4,359.65
		\$ 2,108.21	\$ 3,161.00	\$ 2,441.00	\$ 4,359.65
SCC:	9115				
200-9115	HIGH SCHOOL KEY CLUB	1,089.30	810.00	810.00	870.00
		\$ 1,089.30	\$ 810.00	\$ 810.00	\$ 870.00
SCC:	9116				
200-9116	HIGH SCHOOL CHESS CLUB	0.00	0.00	0.00	0.00
		\$ 0.00	\$ 0.00	\$ 0.00	\$ 0.00
SCC:	9119				
200-9119	HIGH SCHOOL YEARBOOK FUND	11,827.50	6,378.00	855.00	7,613.00
		\$ 11,827.50	\$ 6,378.00	\$ 855.00	\$ 7,613.00
SCC:	9120				
200-9120	HIGH SCHOOL JOURNALISM FUND	0.00	0.00	0.00	0.00
		\$ 0.00	\$ 0.00	\$ 0.00	\$ 0.00
SCC:	9121				
200-9121	HIGH SCHOOL NATIONAL HONOR SOCIETY	5,933.81	5,600.00	3,250.00	7,221.91
		\$ 5,933.81	\$ 5,600.00	\$ 3,250.00	\$ 7,221.91
SCC:	9160				
200-9160	HIGH SCHOOL GERMAN CLUB	0.00	0.00	0.00	0.00
		\$ 0.00	\$ 0.00	\$ 0.00	\$ 0.00
SCC:	9201				
200-9201	JUNIOR HIGH ART CLUB	128.25	0.00	0.00	128.25
		\$ 128.25	\$ 0.00	\$ 0.00	\$ 128.25
SCC:	9204				
200-9204	JUNIOR HIGH STUDENT COUNCIL FUND	1,080.70	357.00	0.00	584.70
		\$ 1,080.70	\$ 357.00	\$ 0.00	\$ 584.70
SCC:	9205				
200-9205	JUNIOR HIGH LIBRARY CLUB	0.00	0.00	0.00	0.00

Reporting Period: November 2022 (FY 2023)

12/8/22 11:44 AM

As Of Period: 11/30/2022

LEXINGTON LOCAL SCHOOLS
Revenue Account Summary

Fund-SCC	Description	FYTDReceivable	FYTD Received	MTD Received	YTD Received
SCC:	9301	\$ 0.00	\$ 0.00	\$ 0.00	\$ 0.00
200-9301	EASTERN ELEMENTARY STUDENT ACTIVITY FUND	\$ 946.71	\$ 0.00	\$ 0.00	\$ 946.71
		\$ 946.71	\$ 0.00	\$ 0.00	\$ 946.71
SCC:	9302				
200-9302	EASTERN ELEMENTARY ROBOTICS FUND	0.00	0.00	0.00	0.00
		\$ 0.00	\$ 0.00	\$ 0.00	\$ 0.00
SCC:	9401				
200-9401	CENTRAL ELEMENTARY STUDENT ACTIVITY FUND	0.00	0.00	0.00	0.00
		\$ 0.00	\$ 0.00	\$ 0.00	\$ 0.00
SCC:	9611				
200-9611	HIGH SCHOOL INFORMED TEENS FUND	0.00	0.00	0.00	0.00
		\$ 0.00	\$ 0.00	\$ 0.00	\$ 0.00
SCC:	9612				
200-9612	JUNIOR HIGH INFORMED TEENS FUND	575.06	5.58	5.58	562.34
		\$ 575.06	\$ 5.58	\$ 5.58	\$ 562.34
SCC:	9106				
300-9106	HIGH SCHOOL INTRAMURALS	0.00	0.00	0.00	0.00
		\$ 0.00	\$ 0.00	\$ 0.00	\$ 0.00
SCC:	9115				
300-9115	JAZZ BAND	0.00	0.00	0.00	0.00
		\$ 0.00	\$ 0.00	\$ 0.00	\$ 0.00
SCC:	9116				
300-9116	CHOIR	0.00	0.00	0.00	0.00
		\$ 0.00	\$ 0.00	\$ 0.00	\$ 0.00
SCC:	9206				
300-9206	JUNIOR HIGH PHYS ED DEPARTMENT FUND	470.00	246.00	0.00	246.00
		\$ 470.00	\$ 246.00	\$ 0.00	\$ 246.00
SCC:	9210				
300-9210	JR HIGH INSTRUMENTAL	0.00	0.00	0.00	0.00
		\$ 0.00	\$ 0.00	\$ 0.00	\$ 0.00
SCC:	9600				
300-9600	ATHLETIC FUND	239,500.00	146,625.34	8,852.00	185,566.42
		\$ 239,500.00	\$ 146,625.34	\$ 8,852.00	\$ 185,566.42
SCC:	9601				
300-9601	ATHLETIC CAPITAL FUND	41,000.00	12,000.00	0.00	24,500.00
		\$ 41,000.00	\$ 12,000.00	\$ 0.00	\$ 24,500.00

Reporting Period: November 2022 (FY 2023)

12/8/22 11:44 AM

As Of Period: 11/30/2022

LEXINGTON LOCAL SCHOOLS
Revenue Account Summary

Fund-SCC	Description	FYTDReceivable	FYTD Received	MTD Received	YTD Received
SCC:	9602				
300-9602	ORCHESTRA	\$ 0.00	\$ 0.00	\$ 0.00	\$ 0.00
		\$ 0.00	\$ 0.00	\$ 0.00	\$ 0.00
SCC:	9603				
300-9603	ELEMENTARY MUSIC	0.00	0.00	0.00	0.00
		\$ 0.00	\$ 0.00	\$ 0.00	\$ 0.00
SCC:	9605				
300-9605	BAND	0.00	0.00	0.00	0.00
		\$ 0.00	\$ 0.00	\$ 0.00	\$ 0.00
SCC:	9020				
451-9020	Network Connectivity FY 2020	0.00	0.00	0.00	0.00
		\$ 0.00	\$ 0.00	\$ 0.00	\$ 0.00
SCC:	9021				
451-9021	Network Connectivity FY 2021	0.00	0.00	0.00	0.00
		\$ 0.00	\$ 0.00	\$ 0.00	\$ 0.00
SCC:	9022				
451-9022	Network Connectivity FY2022	0.00	0.00	0.00	4,500.00
		\$ 0.00	\$ 0.00	\$ 0.00	\$ 4,500.00
SCC:	9023				
451-9023	DATA COMMUNICATION FUND	9,000.00	4,500.00	0.00	4,500.00
		\$ 9,000.00	\$ 4,500.00	\$ 0.00	\$ 4,500.00
SCC:	9922				
451-9922	Emergency Connectivity FY2022	0.00	0.00	0.00	0.00
		\$ 0.00	\$ 0.00	\$ 0.00	\$ 0.00
SCC:	0000				
467-0000	STUDENT WELLNESS AND SUCCESS FUND	0.00	0.00	0.00	0.00
		\$ 0.00	\$ 0.00	\$ 0.00	\$ 0.00
SCC:	9020				
499-9020	SCHOOL SAFETY GRANT FY20	0.00	0.00	0.00	0.00
		\$ 0.00	\$ 0.00	\$ 0.00	\$ 0.00
SCC:	9021				
499-9021	SCHOOL SAFETY GRANT FY21	0.00	0.00	0.00	0.00
		\$ 0.00	\$ 0.00	\$ 0.00	\$ 0.00
SCC:	9022				
499-9022	SCHOOL SAFETY GRANT FY22	12,461.88	0.00	0.00	0.00
		\$ 12,461.88	\$ 0.00	\$ 0.00	\$ 0.00
SCC:	9101				
499-9101	STATE GRANT 2001 READING IMPROV.INCENT-CENTRA	0.00	0.00	0.00	0.00
		\$ 0.00	\$ 0.00	\$ 0.00	\$ 0.00

Reporting Period: November 2022 (FY 2023)

12/8/22 11:44 AM

As Of Period: 11/30/2022

LEXINGTON LOCAL SCHOOLS
Revenue Account Summary

Fund-SCC	Description	FYTDReceivable	FYTD Received	MTD Received	YTD Received
SCC:	9121				
499-9121	SCHOOL BUS PURCHASE PROGRAM	\$ 0.00	\$ 0.00	\$ 0.00	\$ 0.00
		\$ 0.00	\$ 0.00	\$ 0.00	\$ 0.00
SCC:	9122				
499-9122	SCHOOL BUS PURCHASE PROGRAM	135,000.00	0.00	0.00	0.00
		\$ 135,000.00	\$ 0.00	\$ 0.00	\$ 0.00
SCC:	9123				
499-9123	MISCELLANEOUS STATE GRANT FUND	0.00	0.00	0.00	0.00
		\$ 0.00	\$ 0.00	\$ 0.00	\$ 0.00
SCC:	9922				
499-9922	MISCELLANEOUS STATE GRANT FUND	0.00	0.00	0.00	0.00
		\$ 0.00	\$ 0.00	\$ 0.00	\$ 0.00
SCC:	9913				
506-9913	OHIO RESIDENT EDUCATOR PROGRAM	0.00	0.00	0.00	0.00
		\$ 0.00	\$ 0.00	\$ 0.00	\$ 0.00
SCC:	9914				
506-9914	OHIO RESIDENT EDUCATOR PROGRAM	0.00	0.00	0.00	0.00
		\$ 0.00	\$ 0.00	\$ 0.00	\$ 0.00
SCC:	0000				
507-0000	ELEMENTARY AND SECONDARY SCHOOL EMERGENCY RELIEF FUND	0.00	0.00	0.00	0.00
		\$ 0.00	\$ 0.00	\$ 0.00	\$ 0.00
SCC:	9021				
507-9021	ESSER FUNDING FY21	0.00	0.00	0.00	0.00
		\$ 0.00	\$ 0.00	\$ 0.00	\$ 0.00
SCC:	9022				
507-9022	ESSER ARP FUNDING	887,216.90	568,593.07	415,135.42	812,257.72
		\$ 887,216.90	\$ 568,593.07	\$ 415,135.42	\$ 812,257.72
SCC:	9023				
507-9023	ELEMENTARY AND SECONDARY SCHOOL EMERGENCY RELIEF FUND	0.00	0.00	0.00	0.00
		\$ 0.00	\$ 0.00	\$ 0.00	\$ 0.00
SCC:	9921				
507-9921	ESSER II FUNDING	11,376.00	11,526.00	150.00	75,446.30
		\$ 11,376.00	\$ 11,526.00	\$ 150.00	\$ 75,446.30
SCC:	9021				
510-9021	CRF FUNDING FY21	0.00	0.00	0.00	0.00

Reporting Period: November 2022 (FY 2023)

12/8/22 11:44 AM

As Of Period: 11/30/2022

LEXINGTON LOCAL SCHOOLS
Revenue Account Summary

Fund-SCC	Description	FYTDReceivable	FYTD Received	MTD Received	YTD Received
SCC:	9020	\$ 0.00	\$ 0.00	\$ 0.00	\$ 0.00
516-9020	IDEA-B SPECIAL EDUCATION FY20	\$ 0.00	\$ 0.00	\$ 0.00	\$ 0.00
		\$ 0.00	\$ 0.00	\$ 0.00	\$ 0.00
SCC:	9021				
516-9021	IDEA-B SPECIAL EDUCATION FY21	0.00	0.00	0.00	0.00
		\$ 0.00	\$ 0.00	\$ 0.00	\$ 0.00
SCC:	9022				
516-9022	IDEA-B SPECIAL EDUCATION FY22	117,767.30	117,767.30	0.00	410,977.87
		\$ 117,767.30	\$ 117,767.30	\$ 0.00	\$ 410,977.87
SCC:	9023				
516-9023	IDEA PART B GRANTS	542,957.65	61,532.62	0.00	61,532.62
		\$ 542,957.65	\$ 61,532.62	\$ 0.00	\$ 61,532.62
SCC:	9922				
516-9922	IDEA PART B GRANTS	10,033.00	5,510.87	0.00	74,673.09
		\$ 10,033.00	\$ 5,510.87	\$ 0.00	\$ 74,673.09
SCC:	9020				
572-9020	TITLE I FY20	0.00	0.00	0.00	0.00
		\$ 0.00	\$ 0.00	\$ 0.00	\$ 0.00
SCC:	9021				
572-9021	TITLE I FY21	0.00	0.00	0.00	0.00
		\$ 0.00	\$ 0.00	\$ 0.00	\$ 0.00
SCC:	9022				
572-9022	TITLE I FY22	48,855.54	43,774.96	0.00	165,966.09
		\$ 48,855.54	\$ 43,774.96	\$ 0.00	\$ 165,966.09
SCC:	9023				
572-9023	TITLE I DISADVANTAGED CHILDREN	265,377.63	83,298.96	28,929.60	83,298.96
		\$ 265,377.63	\$ 83,298.96	\$ 28,929.60	\$ 83,298.96
SCC:	9921				
572-9921	EOEC	0.00	0.00	0.00	0.00
		\$ 0.00	\$ 0.00	\$ 0.00	\$ 0.00
SCC:	9922				
572-9922	TITLE I DISADVANTAGED CHILDREN	0.00	7,000.00	0.00	7,000.00
		\$ 0.00	\$ 7,000.00	\$ 0.00	\$ 7,000.00
SCC:	9022				
584-9022	TITLE IV FY22	0.00	0.00	0.00	3,600.00
		\$ 0.00	\$ 0.00	\$ 0.00	\$ 3,600.00
SCC:	9023				
584-9023	TITLE IV, PART A, STUDENT SUPPORT AND ACADEMIC	29,875.00	20,554.48	20,554.48	20,554.48

Reporting Period: November 2022 (FY 2023)

12/8/22 11:44 AM

As Of Period: 11/30/2022

LEXINGTON LOCAL SCHOOLS Revenue Account Summary

Fund-SCC	Description	FYTDReceivable	FYTD Received	MTD Received	YTD Received
	ENRICHMENT PROGRAMS				
		\$ 29,875.00	\$ 20,554.48	\$ 20,554.48	\$ 20,554.48
SCC:	9020				
587-9020	EARLY CHILDHOOD SPECIAL EDUCATION IDEA FY20	\$ 0.00	\$ 0.00	\$ 0.00	\$ 0.00
		\$ 0.00	\$ 0.00	\$ 0.00	\$ 0.00
SCC:	9021				
587-9021	EARLY CHILDHOOD SPECIAL EDUCATION IDEA FY21	0.00	0.00	0.00	0.00
		\$ 0.00	\$ 0.00	\$ 0.00	\$ 0.00
SCC:	9022				
587-9022	EARLY CHILDHOOD SPECIAL EDUCATION IDEA FY22	0.00	0.00	0.00	8,214.57
		\$ 0.00	\$ 0.00	\$ 0.00	\$ 8,214.57
SCC:	9023				
587-9023	IDEA PRESCHOOL-HANDICAPPED	12,897.63	2,803.18	2,351.78	2,803.18
		\$ 12,897.63	\$ 2,803.18	\$ 2,351.78	\$ 2,803.18
SCC:	9922				
587-9922	IDEA PRESCHOOL-HANDICAPPED	8,347.75	2,313.40	0.00	2,313.40
		\$ 8,347.75	\$ 2,313.40	\$ 0.00	\$ 2,313.40
SCC:	9020				
590-9020	TITLE II-A IMPROVING TEACHER QUALITY FY20	0.00	0.00	0.00	0.00
		\$ 0.00	\$ 0.00	\$ 0.00	\$ 0.00
SCC:	9021				
590-9021	TITLE II-A IMPROVING TEACHER QUALITY FY21	0.00	0.00	0.00	0.00
		\$ 0.00	\$ 0.00	\$ 0.00	\$ 0.00
SCC:	9022				
590-9022	TITLE II-A IMPROVING TEACHER QUALITY FY22	0.00	0.00	0.00	27,620.08
		\$ 0.00	\$ 0.00	\$ 0.00	\$ 27,620.08
SCC:	9023				
590-9023	IMPROVING TEACHER QUALITY	54,493.51	18,413.92	9,206.96	18,413.92
		\$ 54,493.51	\$ 18,413.92	\$ 9,206.96	\$ 18,413.92
SCC:	9020				
599-9020	TITLE IV FY20	0.00	0.00	0.00	0.00
		\$ 0.00	\$ 0.00	\$ 0.00	\$ 0.00
SCC:	9021				
599-9021	TITLE IV FY21	0.00	0.00	0.00	0.00
		\$ 0.00	\$ 0.00	\$ 0.00	\$ 0.00
SCC:	9023				
599-9023	MISCELLANEOUS FED. GRANT	0.00	47,992.94	0.00	47,992.94

Reporting Period: November 2022 (FY 2023)

12/8/22 11:44 AM

As Of Period: 11/30/2022

LEXINGTON LOCAL SCHOOLS
Revenue Account Summary

Fund-SCC	Description	FYTDReceivable	FYTD Received	MTD Received	YTD Received
	FUND				
		\$ 0.00	\$ 47,992.94	\$ 0.00	\$ 47,992.94
SCC:	9921				
599-9921	RICHLAND COUNTY MOBILE HOT SPOT GRANT	\$ 0.00	\$ 0.00	\$ 0.00	\$ 0.00
		\$ 0.00	\$ 0.00	\$ 0.00	\$ 0.00
SCC:	9922				
599-9922	MISCELLANEOUS FED. GRANT FUND	0.00	0.00	0.00	289,000.00
		\$ 0.00	\$ 0.00	\$ 0.00	\$ 289,000.00
Grand Total		\$ 37,539,515.45	\$ 15,872,944.79	\$ 1,833,762.95	\$ 36,303,588.26

Reporting Period: November 2022 (FY 2023)

12/8/22 11:45 AM

As Of Period: 11/30/2022

LEXINGTON LOCAL SCHOOLS Appropriation Summary Report

Fund-SCC	Description	FYTD Appropriated	Prior Year Encumbrance	FYTD Expendable	FYTD Expended	MTD Expended	Encumbrance	Future Encumbrance	FYTD Unencumbered	Percent Expended/Encumbered
001-0000	GENERAL FUND	\$ 24,584,128.28	\$ 485,635.50	\$ 25,069,763.78	\$ 10,488,066.59	\$ 2,189,797.37	\$ 2,319,517.94	\$ 0.00	\$ 12,262,179.25	51.09 %
001-9412	GENERAL BUDGET RESERVE SET-ASIDE-1%/BWC	0.00	0.00	0.00	0.00	0.00	0.00	0.00	0.00	0.00
002-0000	BOND RETIREMENT FUND	3,130,731.26	0.00	3,130,731.26	2,179,036.70	0.00	0.00	0.00	951,694.56	69.60
003-0000	PERMANENT IMPROVEMENT FUND	720,477.61	139,366.22	859,843.83	400,812.92	75,430.96	356,195.97	0.00	102,834.94	88.04
004-0000	LFI BUILDING FUND	3,180,801.03	613,556.96	3,794,357.99	2,762,020.42	1,221,462.58	505,369.72	0.00	526,967.85	86.11
006-0000	FOOD SERVICE FUND	876,916.40	664.80	877,581.20	323,086.39	90,680.51	143,733.05	0.00	410,761.76	53.19
007-9100	LEXINGTON MINUTEMEN ACADEMIC SCHOLARSHIP FUND	17,500.00	2,200.00	19,700.00	1,150.00	0.00	1,100.00	0.00	17,450.00	11.42
007-9800	TERRY McCAMMON SCHOLARSHIP FUND	0.00	0.00	0.00	0.00	0.00	0.00	0.00	0.00	0.00
007-9801	MINUTEMAN ALUMNI SCHOLARSHIP FUND	0.00	0.00	0.00	0.00	0.00	0.00	0.00	0.00	0.00
007-9999	LEXINGTON SCHOOLS TRUST FUND	0.00	0.00	0.00	0.00	0.00	0.00	0.00	0.00	0.00
010-0000	CLASSROOM FACILITIES CONSTRUCTION FUND	(87,649.86)	9,033,757.78	8,946,107.92	7,059,353.07	19,661.70	2,111,601.64	0.00	(224,846.79)	102.51
018-9100	HIGH SCHOOL PRINCIPAL'S FUND	5,336.93	0.00	5,336.93	2,943.84	1,286.22	2,820.16	0.00	(427.07)	108.00
018-9101	HIGH SCHOOL FLOWER FUND	393.61	0.00	393.61	0.00	0.00	0.00	0.00	393.61	0.00
018-9200	JUNIOR HIGH PRINCIPAL'S FUND	5,579.71	130.50	5,710.21	1,027.50	255.00	130.50	0.00	4,552.21	20.28
018-9300	EASTERN PRINCIPAL'S FUND	2,104.49	0.00	2,104.49	706.23	553.61	597.38	0.00	800.88	61.94
018-9301	EASTERN ELEMENTARY BOOKFAIR/BOXTOPS FUND	8,300.24	0.00	8,300.24	186.83	0.00	4,000.00	0.00	4,113.41	50.44
018-9302	EASTERN ELEMENTARY MATH	0.00	0.00	0.00	0.00	0.00	0.00	0.00	0.00	0.00
018-9303	EASTERN RUN	1,250.00	204.86	1,454.86	138.13	0.00	1,301.73	0.00	15.00	98.97

Reporting Period: November 2022 (FY 2023)

12/8/22 11:45 AM

As Of Period: 11/30/2022

**LEXINGTON LOCAL SCHOOLS
Appropriation Summary Report**

Fund-SCC	Description	FYTD Appropriated	Prior Year Encumbrance	FYTD Expendable	FYTD Expended	MTD Expended	Encumbrance	Future Encumbrance	FYTD Unencumbered	Percent Expended/Encumbered
018-9400	CLUB CENTRAL PRINCIPAL'S FUND	\$ 5,031.75	\$ 825.81	\$ 5,857.56	\$ 444.82	\$ 353.04	\$ 1,572.77	\$ 0.00	\$ 3,839.97	34.44 %
018-9401	CENTRAL ELEMENTARY BOOKFAIR FUND	6,000.00	0.00	6,000.00	0.00	0.00	0.00	0.00	6,000.00	0.00
018-9402	CENTRAL ELEMENTARY ART	0.00	0.00	0.00	41.60	41.60	158.40	0.00	(200.00)	0.00
018-9500	WESTERN PRINCIPAL'S FUND	3,334.77	452.36	3,787.13	1,742.81	118.08	1,295.36	0.00	748.96	80.22
018-9501	WESTERN ELEMENTARY BOOKFAIR/BOXTOP S FUND	6,000.00	0.00	6,000.00	131.83	0.00	0.00	0.00	5,868.17	2.20
018-9502	HIGH SCHOOL ACADEMIC BOOSTERS FUND	0.00	0.00	0.00	0.00	0.00	0.00	0.00	0.00	0.00
018-9503	WESTERN ELEMENTARY ART	0.00	0.00	0.00	1,174.12	0.00	0.00	0.00	(1,174.12)	0.00
018-9602	JUNIOR HIGH ACADEMIC BOOSTERS FUND	0.00	0.00	0.00	0.00	0.00	0.00	0.00	0.00	0.00
018-9901	JUNIOR HIGH TEACHER ADVISORY FUND	0.00	0.00	0.00	13.95	0.00	0.00	0.00	(13.95)	0.00
019-9001	ACADEMIC BOOSTERS GRANTS	0.00	0.00	0.00	0.00	0.00	0.00	0.00	0.00	0.00
019-9121	CENTRAL ELEMENTARY PTO GRANTS	1,500.00	0.00	1,500.00	0.00	0.00	0.00	0.00	1,500.00	0.00
019-9122	EASTERN ELEMENTARY PTO GRANTS	1,500.00	0.00	1,500.00	0.00	0.00	0.00	0.00	1,500.00	0.00
019-9123	WESTERN ELEMENTARY PTO GRANTS	1,500.00	0.00	1,500.00	0.00	0.00	0.00	0.00	1,500.00	0.00
019-9200	RICHLAND COUNTY FOUNDATION GRANT PLAYGROUND	0.00	0.00	0.00	0.00	0.00	0.00	0.00	0.00	0.00
019-9201	RICHLAND COUNTY FOUNDATION GRANT CENTRAL PRID	0.00	0.00	0.00	0.00	0.00	0.00	0.00	0.00	0.00
019-9202	RICHLAND COUNTY FOUNDATION GRANT-HENSEL FY15	0.00	0.00	0.00	0.00	0.00	0.00	0.00	0.00	0.00

Reporting Period: November 2022 (FY 2023)

12/8/22 11:45 AM

As Of Period: 11/30/2022

LEXINGTON LOCAL SCHOOLS Appropriation Summary Report

Fund-SCC	Description	FYTD Appropriated	Prior Year Encumbrance	FYTD Expendable	FYTD Expended	MTD Expended	Encumbrance	Future Encumbrance	FYTD Unencumbered	Percent Expended/Encumbered
019-9204	RICHLAND COUNTY FOUNDATION GRANT-PELPHREY 15	\$ 0.00	\$ 0.00	\$ 0.00	\$ 0.00	\$ 0.00	\$ 0.00	\$ 0.00	\$ 0.00	0.00 %
019-9205	RICHLAND CO FOUNDATION GRANT-STAINED GLASS 16	0.00	0.00	0.00	0.00	0.00	0.00	0.00	0.00	0.00
019-9206	RICHLAND CO FOUNDATION GRANT-SEASONAL SCIE 16	0.00	0.00	0.00	0.00	0.00	0.00	0.00	0.00	0.00
019-9207	RICHLAND CO FOUNDATION-S CORE COMMON CORE 16	0.00	0.00	0.00	0.00	0.00	0.00	0.00	0.00	0.00
019-9208	RICHLAND CO FOUND-BUILD A COMM OF READERS	0.00	0.00	0.00	0.00	0.00	0.00	0.00	0.00	0.00
019-9209	RICH CO FOUND-LEARN TO READ FOR A LIFETIME	0.00	0.00	0.00	0.00	0.00	0.00	0.00	0.00	0.00
019-9210	RICH CO FOUND-MULTI-SENS APPROACH TO LEARNING	0.00	0.00	0.00	0.00	0.00	0.00	0.00	0.00	0.00
019-9211	RICH CO FOUND-BEE AWARENESS	0.00	0.00	0.00	0.00	0.00	0.00	0.00	0.00	0.00
019-9212	RICH CO FOUND-DONT LET THE PIGEON STOP TALK	0.00	0.00	0.00	0.00	0.00	0.00	0.00	0.00	0.00
019-9213	RICH CO FOUND-BRAIN GAMES 5.0	0.00	0.00	0.00	0.00	0.00	0.00	0.00	0.00	0.00
019-9214	RICH CO FOUND-TALKING SENSE TO OUR NUMBERS	0.00	0.00	0.00	0.00	0.00	0.00	0.00	0.00	0.00
019-9215	RICH CO FOUND-SEE THE CIVILIZATION	0.00	0.00	0.00	0.00	0.00	0.00	0.00	0.00	0.00
019-9216	RICH CO FOUND-SCIENCE OLYMPIAD	0.00	0.00	0.00	0.00	0.00	0.00	0.00	0.00	0.00
019-9217	RICH CO FOUND-KICK BACK WITH CLASSICS	0.00	0.00	0.00	0.00	0.00	0.00	0.00	0.00	0.00
019-9218	RICH CO FOUND-WRITE STUFF STEAM KIT	0.00	0.00	0.00	0.00	0.00	0.00	0.00	0.00	0.00

Reporting Period: November 2022 (FY 2023)

12/8/22 11:45 AM

As Of Period: 11/30/2022

**LEXINGTON LOCAL SCHOOLS
Appropriation Summary Report**

Fund-SCC	Description	FYTD Appropriated	Prior Year Encumbrance	FYTD Expendable	FYTD Expended	MTD Expended	Encumbrance	Future Encumbrance	FYTD Unencumbered	Percent Expended/Encumbered
019-9219	RICH CO FOUND-CLASSROOM LIBRARY	\$ 0.00	\$ 0.00	\$ 0.00	\$ 0.00	\$ 0.00	\$ 0.00	\$ 0.00	\$ 0.00	0.00 %
019-9220	RICH CO FOUND-LEGOS AND BUILDING BLOCKS	0.00	0.00	0.00	0.00	0.00	0.00	0.00	0.00	0.00
019-9221	RICH CO FOUND-SCIENCE DISCOVERY BINS	0.00	0.00	0.00	0.00	0.00	0.00	0.00	0.00	0.00
019-9222	RICH CO FOUND-ONE BIG HAPPY FAMILY	0.00	0.00	0.00	0.00	0.00	0.00	0.00	0.00	0.00
019-9223	RICH CO FOUND-MAKER MAVEN STEM	0.00	0.00	0.00	0.00	0.00	0.00	0.00	0.00	0.00
019-9224	RICH CO FOUND-STEM SNAP CIRCUITS	0.00	0.00	0.00	0.00	0.00	0.00	0.00	0.00	0.00
019-9225	RICH CO FOUND GRANT-STEM MATERIALS SNAP CIRCUITS	0.00	0.00	0.00	0.00	0.00	0.00	0.00	0.00	0.00
019-9226	RICH CO FOUND GRANT-SCIENCE ENRICH FIELD TRIP	0.00	0.00	0.00	0.00	0.00	429.00	0.00	(429.00)	0.00
019-9227	RICH CO FOUND GRANT-CAREER BOOKS AND ACTIVITIES	532.00	0.00	532.00	0.00	0.00	532.00	0.00	0.00	100.00
019-9228	RICH CO FOUND GRANT-SOCIAL STUDIES MAKERSPACE	1,490.34	0.00	1,490.34	1,472.82	0.00	17.52	0.00	0.00	100.00
019-9301	RICH CO FOUND/SECO ROBOTICS GRANT (HEIMANN)	0.00	0.00	0.00	0.00	0.00	0.00	0.00	0.00	0.00
019-9302	RICH CO RETIRED TEACHERS ASSOC	0.00	0.00	0.00	0.00	0.00	0.00	0.00	0.00	0.00
019-9303	OHIO POWER GRANT (BERRY)	0.00	0.00	0.00	0.00	0.00	0.00	0.00	0.00	0.00
019-9304	RICHLAND CO RETIRED TEACHERS - HS ENGLISH	0.00	0.00	0.00	0.00	0.00	0.00	0.00	0.00	0.00
019-9500	DOLLAR GENERAL LIT FOUND - YOUTH LIT FY16	0.00	0.00	0.00	0.00	0.00	0.00	0.00	0.00	0.00

Reporting Period: November 2022 (FY 2023)

12/8/22 11:45 AM

As Of Period: 11/30/2022

LEXINGTON LOCAL SCHOOLS Appropriation Summary Report

Fund-SCC	Description	FYTD Appropriated	Prior Year Encumbrance	FYTD Expendable	FYTD Expended	MTD Expended	Encumbrance	Future Encumbrance	FYTD Unencumbered	Percent Expended/Encumbered
019-9502	RICHLAND CO HMG SENSORY GRANT	\$ 0.00	\$ 0.00	\$ 0.00	\$ 0.00	\$ 0.00	\$ 0.00	\$ 0.00	\$ 0.00	0.00 %
019-9616	WALMART TEACHER OF THE YEAR-DANIELLE SAVAGE	0.00	0.00	0.00	0.00	0.00	0.00	0.00	0.00	0.00
022-9601	OHSAA TOURNAMENT AGENCY FUND	11,545.88	4,975.00	16,520.88	5,309.78	870.00	8,777.00	0.00	2,434.10	85.27
024-0000	EMPLOYEE BENEFITS FUND FOR MEDICAL/DENTAL	5,658,000.00	259,508.34	5,917,508.34	2,243,718.76	414,320.42	649,495.40	0.00	3,024,294.18	48.89
034-0000	OFCC PROJECT MAINTENANCE FUND	3,206.00	0.00	3,206.00	1,263.52	0.00	0.00	0.00	1,942.48	39.41
200-9101	HIGH SCHOOL ART CLUB	0.00	0.00	0.00	0.00	0.00	0.00	0.00	0.00	0.00
200-9102	HIGH SCHOOL DRAMA CLUB	11,300.00	550.00	11,850.00	1,020.00	400.00	3,375.00	0.00	7,455.00	37.09
200-9103	HIGH SCHOOL MATH CLUB	0.00	0.00	0.00	0.00	0.00	0.00	0.00	0.00	0.00
200-9104	HIGH SCHOOL LEADERSHIP COUNCIL	1,650.00	250.00	1,900.00	0.00	0.00	250.00	0.00	1,650.00	13.16
200-9105	HIGH SCHOOL FRENCH CLUB	0.00	0.00	0.00	0.00	0.00	0.00	0.00	0.00	0.00
200-9107	HIGH SCHOOL SPANISH CLUB	0.00	252.00	252.00	0.00	0.00	252.00	0.00	0.00	100.00
200-9108	HIGH SCHOOL LEO CLUB	1,000.00	601.14	1,601.14	0.00	0.00	601.14	0.00	1,000.00	37.54
200-9114	HIGH SCHOOL STUDENT COUNCIL FUND	2,500.00	1,050.00	3,550.00	1,486.51	942.76	2,603.49	0.00	(540.00)	115.21
200-9115	HIGH SCHOOL KEY CLUB	2,500.00	0.00	2,500.00	0.00	0.00	776.00	0.00	1,724.00	31.04
200-9116	HIGH SCHOOL CHESS CLUB	0.00	0.00	0.00	0.00	0.00	0.00	0.00	0.00	0.00
200-9119	HIGH SCHOOL YEARBOOK FUND	15,000.00	12,404.20	27,404.20	12,804.80	0.00	16,000.00	0.00	(1,400.60)	105.11
200-9120	HIGH SCHOOL JOURNALISM FUND	0.00	0.00	0.00	0.00	0.00	0.00	0.00	0.00	0.00
200-9121	HIGH SCHOOL NATIONAL HONOR SOCIETY	5,933.81	0.00	5,933.81	3,200.50	229.00	271.00	0.00	2,462.31	58.50
200-9160	HIGH SCHOOL GERMAN CLUB	0.00	0.00	0.00	0.00	0.00	0.00	0.00	0.00	0.00
200-9201	JUNIOR HIGH ART	500.00	0.00	500.00	0.00	0.00	0.00	0.00	500.00	0.00

Reporting Period: November 2022 (FY 2023)

12/8/22 11:45 AM

As Of Period: 11/30/2022

LEXINGTON LOCAL SCHOOLS Appropriation Summary Report

Fund-SCC	Description	FYTD Appropriated	Prior Year Encumbrance	FYTD Expendable	FYTD Expended	MTD Expended	Encumbrance	Future Encumbrance	FYTD Unencumbered	Percent Expended/Encumbered
200-9204	CLUB JUNIOR HIGH STUDENT COUNCIL FUND	\$ 1,750.00	\$ 0.00	\$ 1,750.00	\$ 88.96	\$ 33.36	\$ 200.00	\$ 0.00	\$ 1,461.04	16.51 %
200-9205	JUNIOR HIGH LIBRARY CLUB	0.00	0.00	0.00	0.00	0.00	0.00	0.00	0.00	0.00
200-9301	EASTERN ELEMENTARY STUDENT ACTIVITY FUND	1,500.00	0.00	1,500.00	0.00	0.00	0.00	0.00	1,500.00	0.00
200-9302	EASTERN ELEMENTARY ROBOTICS FUND	0.00	0.00	0.00	0.00	0.00	0.00	0.00	0.00	0.00
200-9401	CENTRAL ELEMENTARY STUDENT ACTIVITY FUND	0.00	0.00	0.00	0.00	0.00	0.00	0.00	0.00	0.00
200-9611	HIGH SCHOOL INFORMED TEENS FUND	0.00	0.00	0.00	0.00	0.00	0.00	0.00	0.00	0.00
200-9612	JUNIOR HIGH INFORMED TEENS FUND	500.00	500.00	1,000.00	0.00	0.00	500.00	0.00	500.00	50.00
300-9106	HIGH SCHOOL INTRAMURALS	0.00	0.00	0.00	0.00	0.00	0.00	0.00	0.00	0.00
300-9115	JAZZ BAND	0.00	0.00	0.00	754.99	0.00	0.00	0.00	(754.99)	0.00
300-9116	CHOIR	0.00	0.00	0.00	0.00	0.00	0.00	0.00	0.00	0.00
300-9206	JUNIOR HIGH PHYS ED DEPARTMENT FUND	666.01	0.00	666.01	0.00	0.00	1,200.00	0.00	(533.99)	180.18
300-9210	JR HIGH INSTRUMENTAL	0.00	0.00	0.00	0.00	0.00	0.00	0.00	0.00	0.00
300-9600	ATHLETIC FUND	239,030.00	18,633.56	257,663.56	112,659.14	13,229.79	123,393.72	(150.00)	21,610.70	91.61
300-9601	ATHLETIC CAPITAL FUND	37,969.24	6,386.66	44,355.90	0.00	0.00	6,309.44	0.00	38,046.46	14.22
300-9602	ORCHESTRA	0.00	0.00	0.00	0.00	0.00	0.00	0.00	0.00	0.00
300-9603	ELEMENTARY MUSIC	0.00	0.00	0.00	0.00	0.00	0.00	0.00	0.00	0.00
300-9605	BAND	0.00	0.00	0.00	0.00	0.00	0.00	0.00	0.00	0.00
451-9020	Network Connectivity FY 2020	0.00	0.00	0.00	0.00	0.00	0.00	0.00	0.00	0.00
451-9021	Network Connectivity FY 2021	0.00	0.00	0.00	0.00	0.00	0.00	0.00	0.00	0.00
451-9022	Network Connectivity FY2022	0.00	0.00	0.00	0.00	0.00	0.00	0.00	0.00	0.00

Reporting Period: November 2022 (FY 2023)

12/8/22 11:45 AM

As Of Period: 11/30/2022

LEXINGTON LOCAL SCHOOLS Appropriation Summary Report

Fund-SCC	Description	FYTD Appropriated	Prior Year Encumbrance	FYTD Expendable	FYTD Expended	MTD Expended	Encumbrance	Future Encumbrance	FYTD Unencumbered	Percent Expended/Encumbered
451-9023	DATA COMMUNICATION FUND	\$ 9,000.00	\$ 0.00	\$ 9,000.00	\$ 9,000.00	\$ 0.00	\$ 0.00	\$ 0.00	\$ 0.00	100.00 %
451-9922	Emergency Connectivity FY2022	0.00	0.00	0.00	0.00	0.00	0.00	0.00	0.00	0.00
467-0000	STUDENT WELLNESS AND SUCCESS FUND	0.00	0.00	0.00	0.00	0.00	4,000.00	0.00	(4,000.00)	0.00
499-9020	SCHOOL SAFETY GRANT FY20	0.00	0.00	0.00	0.00	0.00	0.00	0.00	0.00	0.00
499-9021	SCHOOL SAFETY GRANT FY21	0.00	0.00	0.00	0.00	0.00	0.00	0.00	0.00	0.00
499-9022	SCHOOL SAFETY GRANT FY22	12,461.88	0.00	12,461.88	0.00	0.00	0.00	0.00	12,461.88	0.00
499-9101	STATE GRANT 2001 READING IMPROV.INCENT-	0.00	0.00	0.00	0.00	0.00	0.00	0.00	0.00	0.00
499-9121	SCHOOL BUS PURCHASE PROGRAM	0.00	0.00	0.00	0.00	0.00	135,000.00	0.00	(135,000.00)	0.00
499-9122	SCHOOL BUS PURCHASE PROGRAM	0.00	0.00	0.00	0.00	0.00	0.00	0.00	0.00	0.00
499-9123	MISCELLANEOUS STATE GRANT FUND	135,000.00	0.00	135,000.00	0.00	0.00	0.00	0.00	135,000.00	0.00
499-9922	MISCELLANEOUS STATE GRANT FUND	0.00	0.00	0.00	0.00	0.00	0.00	0.00	0.00	0.00
506-9913	OHIO RESIDENT EDUCATOR PROGRAM	0.00	0.00	0.00	0.00	0.00	0.00	0.00	0.00	0.00
506-9914	OHIO RESIDENT EDUCATOR PROGRAM	0.00	0.00	0.00	0.00	0.00	0.00	0.00	0.00	0.00
507-0000	ELEMENTARY AND SECONDARY SCHOOL EMERGENCY RELIEF FUND	0.00	0.00	0.00	0.00	0.00	0.00	0.00	0.00	0.00
507-9021	ESSER FUNDING FY21	0.00	0.00	0.00	0.00	0.00	0.00	0.00	0.00	0.00
507-9022	ESSER ARP FUNDING	479,045.09	245,036.25	724,081.34	538,871.07	55,497.10	167,945.82	0.00	17,264.45	97.62
507-9023	ELEMENTARY AND SECONDARY SCHOOL EMERGENCY RELIEF FUND	0.00	0.00	0.00	0.00	0.00	0.00	0.00	0.00	0.00

Reporting Period: November 2022 (FY 2023)

12/8/22 11:45 AM

As Of Period: 11/30/2022

LEXINGTON LOCAL SCHOOLS Appropriation Summary Report

Fund-SCC	Description	FYTD Appropriated	Prior Year Encumbrance	FYTD Expendable	FYTD Expended	MTD Expended	Encumbrance	Future Encumbrance	FYTD Unencumbered	Percent Expended/Encumbered
507-9921	ESSER II FUNDING	\$ 81,760.84	\$ 12,007.37	\$ 93,768.21	\$ 11,526.00	\$ 0.00	\$ 3,441.87	\$ 0.00	\$ 78,800.34	15.96 %
510-9021	CRF FUNDING FY21	0.00	0.00	0.00	0.00	0.00	0.00	0.00	0.00	0.00
516-9020	IDEA-B SPECIAL EDUCATION FY20	0.00	0.00	0.00	0.00	0.00	0.00	0.00	0.00	0.00
516-9021	IDEA-B SPECIAL EDUCATION FY21	0.00	0.00	0.00	0.00	0.00	0.00	0.00	0.00	0.00
516-9022	IDEA-B SPECIAL EDUCATION FY22	0.00	37,191.85	37,191.85	3,999.56	0.00	36,791.85	0.00	(3,599.56)	109.68
516-9023	IDEA PART B GRANTS	509,765.36	0.00	509,765.36	197,090.87	102,831.31	551,163.64	0.00	(238,489.15)	146.78
516-9922	IDEA PART B GRANTS	0.00	4,522.13	4,522.13	0.00	0.00	3,810.23	0.00	711.90	84.26
572-9020	TITLE I FY20	0.00	0.00	0.00	0.00	0.00	0.00	0.00	0.00	0.00
572-9021	TITLE I FY21	0.00	50.00	50.00	0.00	0.00	50.00	0.00	0.00	100.00
572-9022	TITLE I FY22	0.00	11,697.68	11,697.68	6,667.10	0.00	11,697.68	0.00	(6,667.10)	157.00
572-9023	TITLE I DISADVANTAGED CHILDREN	265,377.63	0.00	265,377.63	107,630.30	24,573.10	858.06	0.00	156,889.27	40.88
572-9921	EOEC	0.00	0.00	0.00	0.00	0.00	0.00	0.00	0.00	0.00
572-9922	TITLE I DISADVANTAGED CHILDREN	0.00	0.00	0.00	7,000.00	0.00	0.00	0.00	(7,000.00)	0.00
584-9022	TITLE IV FY22	0.00	0.00	0.00	0.00	0.00	0.00	0.00	0.00	0.00
584-9023	TITLE IV, PART A, STUDENT SUPPORT AND ACADEMIC ENRICHMENT PROGRAMS	29,875.00	0.00	29,875.00	26,154.52	0.00	0.00	0.00	3,720.48	87.55
587-9020	EARLY CHILDHOOD SPECIAL EDUCATION IDEA FY20	0.00	0.00	0.00	0.00	0.00	0.00	0.00	0.00	0.00
587-9021	EARLY CHILDHOOD SPECIAL EDUCATION IDEA FY21	0.00	0.00	0.00	0.00	0.00	0.00	0.00	0.00	0.00
587-9022	EARLY CHILDHOOD SPECIAL EDUCATION IDEA FY22	0.00	0.00	0.00	0.00	0.00	0.00	0.00	0.00	0.00
587-9023	IDEA PRESCHOOL-HANDICAPPED	12,897.63	0.00	12,897.63	3,249.44	1,709.04	10,286.47	0.00	(638.28)	104.95
587-9922	IDEA PRESCHOOL-HANDICAPPED	6,034.35	0.00	6,034.35	0.00	0.00	0.00	0.00	6,034.35	0.00
590-9020	TITLE II-A IMPROVING TEACHER QUALITY	0.00	0.00	0.00	0.00	0.00	0.00	0.00	0.00	0.00

Reporting Period: November 2022 (FY 2023)

12/8/22 11:45 AM

As Of Period: 11/30/2022

**LEXINGTON LOCAL SCHOOLS
Appropriation Summary Report**

Fund-SCC	Description	FYTD Appropriated	Prior Year Encumbrance	FYTD Expendable	FYTD Expended	MTD Expended	Encumbrance	Future Encumbrance	FYTD Unencumbered	Percent Expended/Encumbered
	FY20									
590-9021	TITLE II-A IMPROVING TEACHER QUALITY FY21	\$ 0.00	\$ 0.00	\$ 0.00	\$ 0.00	\$ 0.00	\$ 0.00	\$ 0.00	\$ 0.00	0.00 %
590-9022	TITLE II-A IMPROVING TEACHER QUALITY FY22	0.00	0.00	0.00	0.00	0.00	0.00	0.00	0.00	0.00
590-9023	IMPROVING TEACHER QUALITY	54,493.51	0.00	54,493.51	26,652.99	8,239.07	0.00	0.00	27,840.52	48.91
599-9020	TITLE IV FY20	0.00	0.00	0.00	0.00	0.00	0.00	0.00	0.00	0.00
599-9021	TITLE IV FY21	0.00	0.00	0.00	0.00	0.00	0.00	0.00	0.00	0.00
599-9023	MISCELLANEOUS FED. GRANT FUND	0.00	0.00	0.00	0.00	0.00	0.00	0.00	0.00	0.00
599-9921	RICHLAND COUNTY MOBILE HOT SPOT GRANT	0.00	0.00	0.00	0.00	0.00	0.00	0.00	0.00	0.00
599-9922	MISCELLANEOUS FED. GRANT FUND	0.00	0.00	0.00	0.00	0.00	0.00	0.00	0.00	0.00
Grand Total		\$ 40,063,020.79	\$ 10,892,410.97	\$ 50,955,431.76	\$ 26,543,699.38	\$ 4,222,515.62	\$ 7,189,422.95	\$ (150.00)	\$ 17,222,309.43	