

LEXINGTON LOCAL SCHOOLS



FINANCIAL REPORT
FOR THE PERIOD ENDING
NOVEMBER 30, 2021

PREPARED BY
JASON WHITESEL, TREASURER

Gross Depository Balances:

Richland Bank MMA 5719	\$6,093,423.38
Richland Bank Sweep Acct 3520	\$3,213,201.58
Richland Bank General Acct 0580	\$302,860.23
Richland Bank Anthem Sweep 3523	\$895,601.49
Richland Bank EE Benefits 3180	\$110.08
Richland Bank Payroll Acct 9780	\$4,992.37
Richland Bank Athletic Acct 3280	\$4,585.00

Total Depository Balances (Gross) \$10,514,774.13

Adjustments to Bank Balance:

Cash in Transit to Bank	\$2,432.75
Outstanding Checks	(\$2,961,761.82)
Adjustments:	
Outstanding Vision Adjustment	\$3.10
SERS Adjustment	\$3.00
Municipal Income Tax Deduction	(\$1,196.95)
Outstanding Deduction Correction	(\$420.41)

Total Adjustments to Bank Balance (\$2,960,940.33)

Investments:

Treasury Bonds and Notes	\$22,742,243.01
Certificate of Deposits	\$3,021,000.00
Other Securities	\$0.00
Other Investments:	
Richland Bank MMA 5750	\$35,079.53
Richland Bank MMA R252	\$6,292,499.51
Commercial Paper R252	\$5,396,034.50

Total Investments \$37,486,856.55

Cash on Hand:

Petty Cash:	
Treasurer's Office	\$100.00
High School	\$50.00
Junior High School	\$50.00
Eastern, Central, Western	\$200.00
Change Cash:	
Athletic Change	\$3,000.00
Cafeteria Change	\$333.00
Junior High School	\$100.00
Cash with Fiscal Agent	\$0.00

Total Cash on Hand \$3,833.00

Total Balances \$45,044,523.35

November 01, 2021 through November 30, 2021

Account Name : Lexington Local SD Managing Agency

Account No : 5750

Summary Of Investment Holdings

Quantity	Description			Unit Value	Market Value	Tax Cost	Estimated Ann Inc	Yield To Mkt
<u>Money Markets - Taxable</u>								
35,079.53	Northern Instl Government Select Portfolio			1.0000	35,079.53	35,079.53	10.52	0.03%
<i>Totals</i>					35,079.53	35,079.53	10.52	0.03%
<u>Marketable CDs</u>								
200,000	BMW Bank North America	3.050%	12/28/2021	100.2254	200,450.80	200,000.00	6,100.00	3.04%
100,000	Medallion Bank UT	3.050%	01/10/2022	100.3222	100,322.20	100,000.00	3,050.00	3.04%
150,000	TIAA FSB	2.850%	02/22/2022	100.6299	150,944.85	150,000.00	4,275.00	2.83%
200,000	Bridgewater Bank Bloom MN	1.900%	02/28/2022	100.4428	200,885.60	200,000.00	3,800.00	1.89%
200,000	Continental Bank UT	1.900%	06/22/2022	100.9702	201,940.40	200,000.00	3,800.00	1.88%
200,000	American Express Centurion	2.400%	09/12/2022	101.6911	203,382.20	200,000.00	4,800.00	2.36%
200,000	Discover Bank	2.250%	09/27/2022	101.6475	203,295.00	200,000.00	4,500.00	2.21%
200,000	Sallie Mae Bank SLC UT	2.500%	12/13/2022	102.2659	204,531.80	200,000.00	5,000.00	2.44%
25,000	State Bank of India NY	3.000%	03/06/2023	103.3355	25,833.88	25,000.00	750.00	2.90%
200,000	Comenity Capital Bank	2.700%	04/17/2023	103.1890	206,378.00	200,000.00	5,400.00	2.62%
150,000	Merrick Bank	2.050%	07/12/2023	102.6003	153,900.45	150,000.00	3,075.00	2.00%
200,000	Capital One Natl Assn Va	0.500%	11/24/2023	99.9657	199,931.40	200,000.00	1,000.00	0.50%
200,000	Luana Savings Bank	0.200%	12/29/2023	99.2708	198,541.60	200,000.00	400.00	0.20%
100,000	Border State Bank	1.100%	03/27/2024	101.0539	101,053.90	100,000.00	1,100.00	1.09%
248,000	Live Oak Banking Company	1.250%	09/13/2024	101.1862	250,941.78	248,000.00	3,100.00	1.24%
200,000	Industrial & Com Bank 0.3	0.350%	02/11/2025	98.1586	196,317.20	200,000.00	700.00	0.36%
248,000	Goldman Sachs Bk USA	0.800%	08/18/2025	99.1796	245,965.41	248,000.00	1,984.00	0.81%
<i>Totals</i>					3,044,616.47	3,021,000.00	52,834.00	1.74%
<u>U.S. Govt Agy-Exempt State</u>								
325,000	FFCB	0.300%	04/27/2022	100.0928	325,301.74	325,240.77	975.00	0.30%
250,000	FFCB	0.220%	09/08/2023	99.4600	248,650.03	249,862.50	550.00	0.22%
	Dtd 09/08/20							

November 01, 2021 through November 30, 2021

Account Name : Lexington Local SD Managing Agency

Account No : 5750

Summary Of Investment Holdings

Quantity	Description			Unit Value	Market Value	Tax Cost	Estimated Ann Inc To Mkt	Yield
200,000	FHLB	0.220%	05/24/2024	99.1192	198,238.46	200,000.00	440.00	0.22%
200,000	FFCB	0.430%	10/15/2024	98.6708	197,341.51	200,000.00	860.00	0.44%
225,000	FHLMA 0.6500% 07/30/25	0.650%	07/30/2025	98.4827	221,586.17	224,887.50	1,462.50	0.66%
200,000	FHLB Federal Home Loan Banks Cons Bd 0.5 Dtd 03/10/21 Rate 0.5000% Mat 09/10/25	0.500%	09/10/2025	97.4172	194,834.35	200,000.00	1,000.00	0.51%
200,000	FHLB	0.500%	11/12/2025	97.5538	195,107.51	200,000.00	1,000.00	0.51%
200,000	FHLB	1.000%	03/30/2026	99.2058	198,411.56	200,000.00	2,000.00	1.01%
300,000	FHLB Dtd 09/29/21	1.125%	09/29/2026	99.3197	297,959.11	300,375.00	3,375.00	1.13%
250,000	FHLB Dtd 11/24/21	1.300%	11/24/2026	99.8259	249,564.75	249,687.50	3,250.00	1.30%
Totals					2,326,995.19	2,350,053.27	14,912.50	0.64%
Grand Total					5,406,691.19	5,406,132.80	67,757.02	1.25%

Gain or Loss amounts and transactions, as shown, may not reflect the amount to be used for income tax purposes.

November 01, 2021 through November 30, 2021

Account Name : Lexington Local SD Bond Acct Man Agcy

Account No : R252

Summary Of Investment Holdings

Quantity	Description		Unit Value	Market Value	Tax Cost	Estimated Ann Inc	Yield To Mkt
<u>Money Markets - Taxable</u>							
6,292,499.51	Northern Instl Government Select Portfolio		1.0000	6,292,499.51	6,292,499.51	1,887.75	0.03%
<i>Totals</i>				6,292,499.51	6,292,499.51	1,887.75	0.03%
<u>U.S. Treasury Bills</u>							
10,000,000	US Treasury Bills	01/27/2022	99.9929	9,999,290.00	9,994,331.20	4,499.68	0.04%
<i>Totals</i>				9,999,290.00	9,994,331.20	4,499.68	0.04%
<u>Corporate Bonds</u>							
10,000,000	US Treasury Bills	04/14/2022	99.9749	9,997,490.00	9,997,562.20	0.00	0.00%
<i>Totals</i>				9,997,490.00	9,997,562.20	0.00	0.00%
<u>Commercial Paper - Corporate</u>							
1,800,000	Barclays US Com'l Paper	12/10/2021	99.9275	1,798,695.00	1,799,509.50	0.00	0.00%
1,800,000	Bank China/Hong Kong Com'l P	03/18/2022	99.9225	1,798,605.00	1,798,605.00	2,699.99	0.15%
1,800,000	Banco De Chile Disc Com'l Pap	06/01/2022	99.8844	1,797,919.99	1,797,920.00	2,880.00	0.16%
<i>Totals</i>				5,395,219.99	5,396,034.50	5,579.99	0.10%
<u>U.S. Govt Agv-Exempt State</u>							
400,000	FFCB	0.300% 04/27/2022	100.0928	400,371.37	400,296.34	1,200.00	0.30%
<i>Totals</i>				400,371.37	400,296.34	1,200.00	0.30%
<i>Grand Total</i>				32,084,870.87	32,080,723.75	13,167.42	0.04%

Gain or Loss amounts and transactions, as shown, may not reflect the amount to be used for income tax purposes.

LEXINGTON LOCAL SCHOOLS
INVESTMENT REPORT FOR THE MONTH ENDING
NOVEMBER 30, 2021

INTEREST EARNED:	THIS MONTH	FISCAL YEAR TO DATE
Richland Bank, General Sweep	\$46.28	\$347.46
Richland Bank, General MMA	\$325.32	\$1,642.84
Richland Bank, Anthem Sweep	\$19.94	\$107.80
Star Ohio	\$0.00	\$0.00
CDs, Bonds, and other investments	\$1,965.75	\$24,237.30
TOTAL INTEREST RECEIVED	\$2,357.29	\$26,335.40

INTEREST EARNED (LEX BOND ACCT)	THIS MONTH	FISCAL YEAR TO DATE
Richland Bank, General Sweep	\$0.00	\$0.00
Richland Bank, General MMA	\$0.00	\$0.00
Richland Bank, Anthem Sweep	\$0.00	\$0.00
Star Ohio	\$0.00	\$0.00
CDs, Bonds, and other investments	(\$1,053.55)	\$30,477.56
TOTAL INTEREST RECEIVED	(\$1,053.55)	\$30,477.56

History of Interest Earnings	Fiscal Year	Interest Earnings
	1998	\$ 167,057.52
	1999	\$ 138,113.69
	2000	\$ 157,991.72
	2001	\$ 236,839.79
	2002	\$ 146,052.34
	2003	\$ 63,712.36
	2004	\$ 47,970.95
	2005	\$ 90,719.94
	2006	\$ 158,724.51
	2007	\$ 221,998.86
	2008	\$ 213,660.34
	2009	\$ 95,639.63
	2010	\$ 56,860.22
	2011	\$ 3,001.78
	2012	\$ 3,090.00
	2013	\$ 5,758.97
	2014	\$ 8,349.92
	2015	\$ 11,765.22
	2016	\$ 28,300.22
	2017	\$ 83,194.26
	2018	\$ 133,582.49
	2019	\$ 205,588.68
	2020	\$ 218,228.66
	2021	\$ 85,117.81
FISCAL Year To Date	2022	\$26,335.40

Lex Bond Acct Interest Earnings	Fiscal Year	Interest Earnings
	2020	\$526,044.24
	2021	\$507,134.12
FISCAL Year To Date	2022	\$30,477.56

Total Interest Earnings 1998 to Present \$ 2,607,655.28



Reporting Period: November 2021 (FY 2022)

12/6/21 10:13 AM

As Of Period: 11/30/2021

LEXINGTON LOCAL SCHOOLS Cash Summary Report

Full Account Code	Description	Initial Cash	MTD Received	FYTD Received	MTD Expended	FYTD Expended	Fund Balance
001-0000	GENERAL FUND	\$ 10,147,740.40	\$ 1,542,636.46	\$ 9,997,965.50	\$ 2,013,202.15	\$ 9,750,659.05	\$ 10,395,046.85
001-9412	GENERAL BUDGET RESERVE SET-ASIDE-1%/BWC	87,928.97	0.00	0.00	0.00	0.00	87,928.97
002-0000	BOND RETIREMENT FUND	1,769,698.68	42,144.70	1,475,366.79	0.00	2,694,074.94	550,990.53
003-0000	PERMANENT IMPROVEMENT FUND	467,930.96	40,250.31	323,517.24	6,480.00	193,414.15	598,034.05
004-0000	LFI BUILDING FUND	7,821,273.15	(228.52)	3,215,951.60	743,489.05	4,078,886.92	6,958,337.83
006-0000	FOOD SERVICE FUND	807.82	4,319.84	207,079.82	82,183.75	324,626.80	(116,739.16)
007-9100	LEXINGTON MINUTEMEN ACADEMIC SCHOLARSHIP FUND	132,671.74	3,016.78	6,245.64	0.00	0.00	138,917.38
007-9800	TERRY McCAMMON SCHOLARSHIP FUND	22,101.59	0.00	0.00	0.00	22,101.59	0.00
010-0000	CLASSROOM FACILITIES CONSTRUCTION FUND	36,954,926.07	(825.03)	23,197.55	2,000,000.00	11,855,737.70	25,122,385.92
018-9100	HIGH SCHOOL PRINCIPAL'S FUND	685.94	381.15	1,427.05	316.04	1,171.49	941.50
018-9101	HIGH SCHOOL FLOWER FUND	(6.00)	60.00	393.00	0.00	82.00	305.00
018-9200	JUNIOR HIGH PRINCIPAL'S FUND	6,017.45	0.00	791.19	0.00	7.83	6,800.81
018-9300	EASTERN PRINCIPAL'S FUND	1,387.24	0.00	1,061.68	0.00	663.19	1,785.73
018-9301	EASTERN ELEMENTARY BOOKFAIR/BOXTOPS FUND	3,604.36	2,412.90	2,412.90	2,396.73	2,668.70	3,348.56
018-9302	EASTERN ELEMENTARY MATH	1,036.52	0.00	0.00	0.00	0.00	1,036.52
018-9303	EASTERN RUN CLUB	496.73	0.00	1,075.00	986.00	1,191.87	379.86
018-9400	CENTRAL PRINCIPAL'S FUND	8,666.59	0.00	1,464.05	766.51	766.51	9,364.13
018-9401	CENTRAL ELEMENTARY BOOKFAIR FUND	4,751.51	0.00	0.00	27.43	27.43	4,724.08
018-9402	CENTRAL ELEMENTARY ART	1,941.37	0.00	0.00	0.00	0.00	1,941.37
018-9500	WESTERN PRINCIPAL'S FUND	19,135.19	0.00	1,684.13	202.66	2,445.00	18,374.32
018-9501	WESTERN ELEMENTARY BOOKFAIR/BOXTOPS FUND	4,292.97	0.00	19.00	0.00	0.00	4,311.97
018-9503	WESTERN ELEMENTARY ART	1,986.42	0.00	0.00	0.00	0.00	1,986.42
018-9901	JUNIOR HIGH TEACHER ADVISORY FUND	109.25	0.00	0.00	0.00	0.00	109.25
019-9001	ACADEMIC BOOSTERS GRANTS	769.07	0.00	0.00	0.00	0.00	769.07
019-9121	CENTRAL ELEMENTARY PTO GRANTS	1,755.76	10.55	27.33	0.00	0.00	1,783.09
019-9122	EASTERN ELEMENTARY PTO GRANTS	2,405.99	10.56	27.34	0.00	0.00	2,433.33
019-9123	WESTERN ELEMENTARY PTO GRANTS	3,143.82	10.56	27.33	0.00	0.00	3,171.15
019-9200	RICHLAND COUNTY FOUNDATION GRANT PLAYGROUND	200.00	0.00	0.00	0.00	0.00	200.00
019-9218	RICH CO FOUND-WRITE STUFF STEAM KIT	52.93	0.00	0.00	0.00	52.93	0.00
019-9221	RICH CO FOUND-SCIENCE DISCOVERY BINS	0.95	0.00	0.00	0.00	0.95	0.00
019-9222	RICH CO FOUND-ONE BIG HAPPY FAMILY	2.41	0.00	0.00	0.00	2.41	0.00
019-9224	RICH CO FOUND-STEM SNAP CIRCUITS	66.36	0.00	0.00	0.00	66.36	0.00
019-9225	RICH CO FOUND GRANT-STEM	0.00	0.00	485.94	0.00	486.04	(0.10)

Reporting Period: November 2021 (FY 2022)

12/6/21 10:13 AM

As Of Period: 11/30/2021

**LEXINGTON LOCAL SCHOOLS
Cash Summary Report**

Full Account Code	Description	Initial Cash	MTD Received	FYTD Received	MTD Expended	FYTD Expended	Fund Balance
	MATERIALS SNAP CIRCUITS						
019-9226	RICH CO FOUND GRANT-SCIENCE ENRICH FIELD TRIP	\$ 0.00	\$ 0.00	\$ 1,500.00	\$ 0.00	\$ 0.00	\$ 1,500.00
019-9301	RICH CO FOUND/SECO ROBOTICS GRANT (HEIMANN)	31.72	0.00	0.00	0.00	0.00	31.72
019-9302	RICH CO RETIRED TEACHERS ASSOC	150.00	0.00	0.00	0.00	0.00	150.00
019-9304	RICHLAND CO RETIRED TEACHERS - HS ENGLISH	0.00	0.00	200.00	0.00	0.00	200.00
022-9601	OHSAA TOURNAMENT AGENCY FUND	0.00	5,990.00	5,990.00	853.95	1,113.63	4,876.37
024-0000	EMPLOYEE BENEFITS FUND FOR MEDICAL/DENTAL	1,016,271.39	431,575.53	2,158,609.49	725,300.94	2,326,651.19	848,229.69
034-0000	OFCC PROJECT MAINTENANCE FUND	283,040.25	2,227.17	80,097.07	0.00	1,259.95	361,877.37
200-9101	HIGH SCHOOL ART CLUB	372.46	0.00	0.00	0.00	0.00	372.46
200-9102	HIGH SCHOOL DRAMA CLUB	24,669.34	790.24	1,090.24	0.00	3,439.22	22,320.36
200-9103	HIGH SCHOOL MATH CLUB	52.70	0.00	0.00	0.00	0.00	52.70
200-9104	HIGH SCHOOL LEADERSHIP COUNCIL	697.11	0.00	1,607.00	0.00	1,225.00	1,079.11
200-9105	HIGH SCHOOL FRENCH CLUB	364.75	0.00	0.00	0.00	0.00	364.75
200-9107	HIGH SCHOOL SPANISH CLUB	568.50	0.00	0.00	0.00	0.00	568.50
200-9108	HIGH SCHOOL LEO CLUB	2,052.62	100.00	148.25	0.00	0.00	2,200.87
200-9114	HIGH SCHOOL STUDENT COUNCIL FUND	3,259.95	0.00	758.06	184.95	525.05	3,492.96
200-9115	HIGH SCHOOL KEY CLUB	1,615.85	886.00	1,266.00	0.00	0.00	2,881.85
200-9116	HIGH SCHOOL CHESS CLUB	321.00	0.00	0.00	0.00	0.00	321.00
200-9119	HIGH SCHOOL YEARBOOK FUND	49,495.53	1,872.50	10,497.50	0.00	5,972.55	54,020.48
200-9120	HIGH SCHOOL JOURNALISM FUND	505.44	0.00	0.00	0.00	0.00	505.44
200-9121	HIGH SCHOOL NATIONAL HONOR SOCIETY	(50.85)	(891.00)	1,729.00	1,844.00	2,282.09	(603.94)
200-9201	JUNIOR HIGH ART CLUB	719.48	0.00	0.00	0.00	200.25	519.23
200-9204	JUNIOR HIGH STUDENT COUNCIL FUND	1,890.27	765.00	765.00	220.69	420.69	2,234.58
200-9205	JUNIOR HIGH LIBRARY CLUB	77.65	0.00	0.00	0.00	0.00	77.65
200-9301	EASTERN ELEMENTARY STUDENT ACTIVITY FUND	1,123.23	0.00	0.00	0.00	0.00	1,123.23
200-9302	EASTERN ELEMENTARY ROBOTICS FUND	575.16	0.00	0.00	0.00	0.00	575.16
200-9611	HIGH SCHOOL INFORMED TEENS FUND	903.63	0.00	0.00	0.00	0.00	903.63
200-9612	JUNIOR HIGH INFORMED TEENS FUND	820.72	0.00	18.30	0.00	0.00	839.02
300-9115	JAZZ BAND	1,512.61	0.00	0.00	0.00	0.00	1,512.61
300-9116	CHOIR	1,284.95	0.00	0.00	0.00	0.00	1,284.95
300-9206	JUNIOR HIGH PHYS ED DEPARTMENT FUND	3,222.36	295.00	470.00	273.33	446.61	3,245.75
300-9210	JR HIGH INSTRUMENTAL	41.03	0.00	0.00	0.00	0.00	41.03
300-9600	ATHLETIC FUND	3,443.05	10,717.00	136,832.91	18,103.91	99,778.48	40,497.48

Reporting Period: November 2021 (FY 2022)

12/6/21 10:13 AM

As Of Period: 11/30/2021

LEXINGTON LOCAL SCHOOLS
Cash Summary Report

Full Account Code	Description	Initial Cash	MTD Received	FYTD Received	MTD Expended	FYTD Expended	Fund Balance
300-9601	ATHLETIC CAPITAL FUND	\$ 77,000.00	\$ 0.00	\$ 28,500.00	\$ 34,250.00	\$ 34,250.00	\$ 71,250.00
300-9602	ORCHESTRA	63.22	0.00	0.00	0.00	0.00	63.22
300-9603	ELEMENTARY MUSIC	1,572.09	0.00	0.00	0.00	0.00	1,572.09
300-9605	BAND	232.95	0.00	0.00	0.00	0.00	232.95
451-9022	DATA COMMUNICATION FUND	0.00	4,500.00	4,500.00	0.00	9,000.00	(4,500.00)
467-0000	STUDENT WELLNESS AND SUCCESS FUND	52,768.66	0.00	0.00	(35,813.49)	57,776.88	(5,008.22)
507-9022	ESSER ARP FUNDING	0.00	0.00	199,644.83	51,510.27	270,933.73	(71,288.90)
507-9921	ESSER II FUNDING	0.00	0.00	89,538.79	10,454.35	100,187.12	(10,648.33)
516-9021	IDEA-B SPECIAL EDUCATION FY21	(35,740.32)	0.00	46,686.68	0.00	10,946.36	0.00
516-9022	IDEA-B SPECIAL EDUCATION FY22	0.00	47,266.81	143,801.48	56,437.40	167,925.21	(24,123.73)
516-9922	IDEA PART B GRANTS	0.00	0.00	0.00	17,934.16	38,110.80	(38,110.80)
572-9021	TITLE I FY21	(14,278.32)	0.00	14,806.46	0.00	528.14	0.00
572-9022	TITLE I FY22	0.00	2,201.23	59,050.99	22,321.45	81,298.01	(22,247.02)
584-9022	TITLE IV FY22	0.00	0.00	19,744.37	0.00	19,744.37	0.00
587-9022	EARLY CHILDHOOD SPECIAL EDUCATION IDEA FY22	0.00	2,380.82	3,608.60	2,569.49	4,013.59	(404.99)
590-9022	TITLE II-A IMPROVING TEACHER QUALITY FY22	0.00	782.42	16,631.69	8,227.36	24,859.05	(8,227.36)
599-9921	RICHLAND COUNTY MOBILE HOT SPOT GRANT	614.96	0.00	0.00	0.00	614.96	0.00
Grand Total		\$ 58,948,847.35	\$ 2,145,658.98	\$ 18,288,312.79	\$ 5,764,723.08	\$ 32,192,636.79	\$ 45,044,523.35

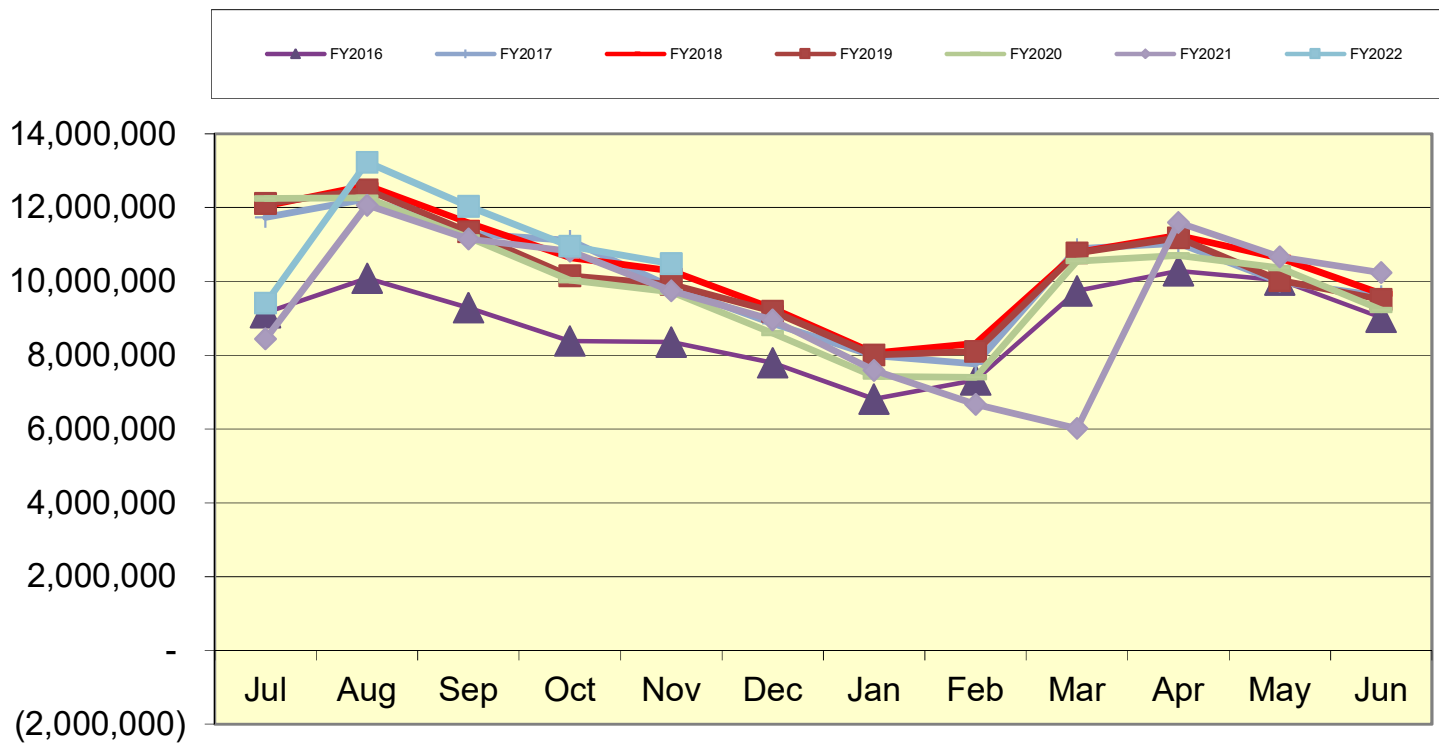
LEXINGTON LOCAL SCHOOLS
Spending Plan Summary

ODE Line Number	Monthly Estimate	Monthly Actual	Monthly Difference	FYTD Estimate	FYTD Actual	FYTD Difference
01.010 General Property (Real Estate)	\$ 0.00	\$ 0.00	\$ 0.00	\$ 4,915,000.00	\$ 4,915,917.44	\$ 917.44
01.020 Tangible Personal Property Tax	0.00	0.00	0.00	434,000.00	434,837.84	837.84
01.030 Income Tax	0.00	0.00	0.00	0.00	0.00	0.00
01.035 Unrestricted Grants-in-Aid	700,000.00	691,820.31	(8,179.69)	3,521,000.00	3,513,836.94	(7,163.06)
01.040 Restricted Grants-in-Aid	6,203.00	6,203.02	0.02	31,015.00	31,015.10	0.10
01.045 Restricted Federal Grants-in-Aid - SFSF	0.00	0.00	0.00	0.00	0.00	0.00
01.050 Property Tax Allocation	829,000.00	830,222.31	1,222.31	880,000.00	881,287.85	1,287.85
01.060 All Other Operating Revenue	15,000.00	14,390.82	(609.18)	190,300.00	190,467.78	167.78
01.070 Total Revenue	1,550,203.00	1,542,636.46	(7,566.54)	9,971,315.00	9,967,362.95	(3,952.05)
02.010 Proceeds from Sale of Notes	0.00	0.00	0.00	0.00	0.00	0.00
02.020 State Emergency Loans & Advancements (Approved)	0.00	0.00	0.00	0.00	0.00	0.00
02.040 Operating Transfers-In	0.00	0.00	0.00	0.00	0.00	0.00
02.050 Advances-In	0.00	0.00	0.00	0.00	0.00	0.00
02.060 All Other Financial Sources	10,000.00	0.00	(10,000.00)	45,000.00	30,602.55	(14,397.45)
02.070 Total Other Financing Sources	10,000.00	0.00	(10,000.00)	45,000.00	30,602.55	(14,397.45)
02.080 Total Revenues and Other Financing Sources	1,560,203.00	1,542,636.46	(17,566.54)	10,016,315.00	9,997,965.50	(18,349.50)
03.010 Personal Services	1,130,000.00	1,221,935.37	91,935.37	5,505,000.00	5,593,702.37	88,702.37
03.020 Employees' Retirement/Insurance Benefits	565,000.00	540,154.34	(24,845.66)	2,798,000.00	2,772,084.02	(25,915.98)
03.030 Purchased Services	200,000.00	176,480.36	(23,519.64)	875,000.00	850,999.14	(24,000.86)
03.040 Supplies and Materials	55,000.00	74,140.22	19,140.22	376,000.00	394,656.36	18,656.36
03.050 Capital Outlay	0.00	0.00	0.00	7,800.00	7,540.70	(259.30)
03.060 Intergovernmental	0.00	0.00	0.00	0.00	0.00	0.00
04.010 Debt Service: All Principal (Historical)	0.00	0.00	0.00	0.00	0.00	0.00
04.020 Debt Service: Principal-Notes	0.00	0.00	0.00	0.00	0.00	0.00
04.030 Debt Service: Principal - State Loans	0.00	0.00	0.00	0.00	0.00	0.00
04.040 Debt Service: Principal - State Advancements	0.00	0.00	0.00	0.00	0.00	0.00
04.050 Debt Service: Principal - HB 264 Loans	0.00	0.00	0.00	0.00	0.00	0.00
04.055 Debt Service: Principal - Other	0.00	0.00	0.00	0.00	0.00	0.00
04.060 Debt Service: Interest and Fiscal Charges	0.00	0.00	0.00	0.00	0.00	0.00
04.300 Other Objects	1,000.00	491.86	(508.14)	121,000.00	131,676.46	10,676.46
04.500 Total Expenditures	1,951,000.00	2,013,202.15	62,202.15	9,682,800.00	9,750,659.05	67,859.05
05.010 Operational Transfers - Out	0.00	0.00	0.00	0.00	0.00	0.00
05.020 Advances - Out	0.00	0.00	0.00	0.00	0.00	0.00
05.030 All Other Financing Uses	0.00	0.00	0.00	0.00	0.00	0.00
05.040 Total Other Financing Uses	0.00	0.00	0.00	0.00	0.00	0.00
05.050 Total Expenditure and Other Financing Uses	1,951,000.00	2,013,202.15	62,202.15	9,682,800.00	9,750,659.05	67,859.05
06.010 Excess Rev & Oth Financing Sources over(under) Exp & Oth F	(390,797.00)	(470,565.69)	(79,768.69)	333,515.00	247,306.45	(86,208.55)
07.010 Cash Balance-July1 -Excluding Proposed Renew/Replace & New	0.00	10,953,541.51	10,953,541.51	10,235,669.00	10,235,669.37	0.37
07.020 Cash Balance June 30	(390,797.00)	10,482,975.82	10,873,772.82	10,569,184.00	10,482,975.82	(86,208.18)
08.010 Estimated Encumbrances June 30	(200,000.00)	1,887,024.95	2,087,024.95	1,793,000.00	1,887,024.95	94,024.95

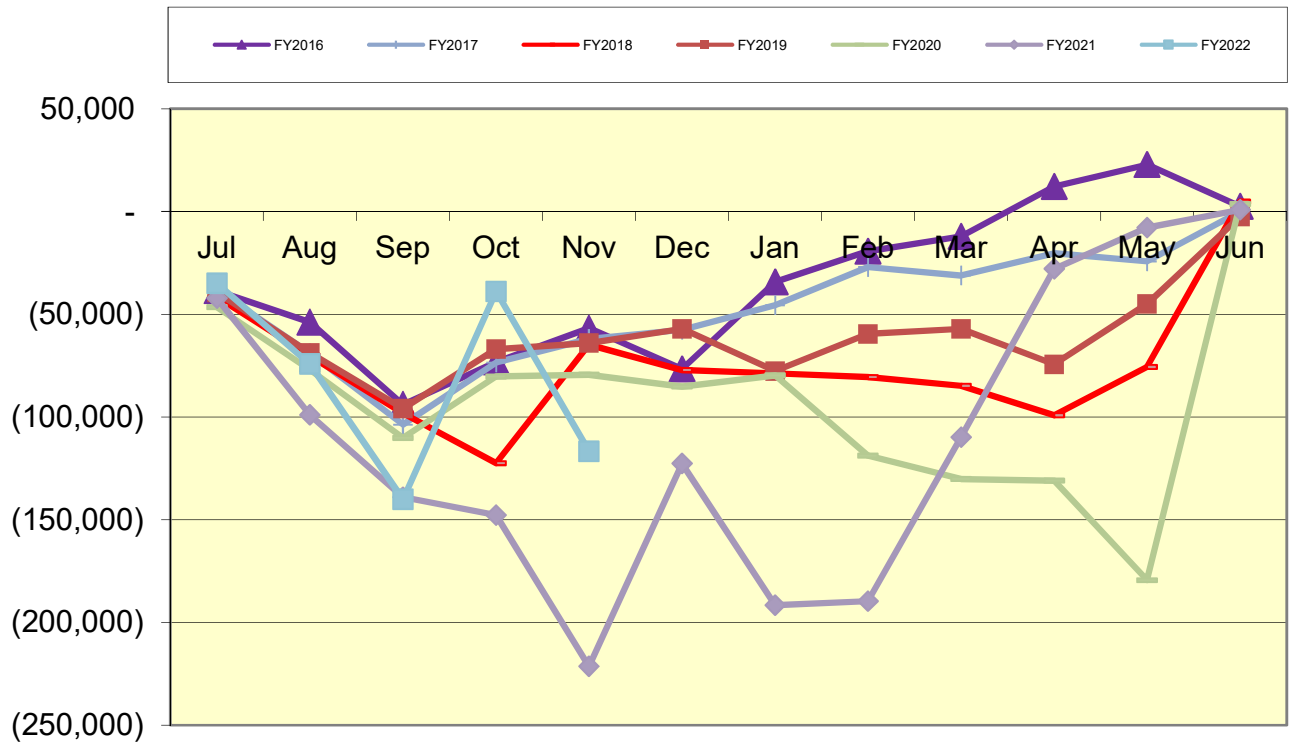
**LEXINGTON LOCAL SCHOOL DISTRICT
GENERAL FUND ONLY 2021-2022
SUMMARY OF RECEIPTS AND EXPENDITURES - FIVE YEAR FORECAST FORMAT**

LINE 7.010	BEGINNING CASH BALANCE		\$ 10,235,669		
	11/30/2021	FISCAL YEAR TO DATE Estimate	FISCAL YEAR TO DATE Actual	VARIANCE Estimate vs. Actual	PERCENT of VARIANCE
REVENUES					
LINE 1.010	Real Estate Tax	\$ 4,915,000	\$ 4,915,917	\$917	0.02%
LINE 1.020	Personal Property Tax	\$ 434,000	\$ 434,838	\$838	0.19%
LINE 1.030	Income Tax	\$ -	\$ -	\$0	
LINE 1.035	State Funding	\$ 3,521,000	\$ 3,513,837	(\$7,163)	-0.20%
LINE 1.040	Career Tech / Economic Disadv.	\$ 31,015	\$ 31,015	\$0	0.00%
LINE 1.050	Property Tax Allocation	\$ 880,000	\$ 881,288	\$1,288	0.15%
LINE 1.060	Other Operating Revenue	\$ 190,300	\$ 190,468	\$168	0.09%
LINE 1.070	TOTAL REVENUE	\$ 9,971,315	\$ 9,967,363	(\$3,952)	-0.04%
EXPENSES					
LINE 2.01	Proceeds from Notes	\$ -	\$ -	\$0	
LINE 2.04	Transfers In	\$ -	\$ -	\$0	
LINE 2.050	Advances In	\$ -	\$ -	\$0	#DIV/0!
LINE 2.060	Other Financing Sources	\$ 45,000	\$ 30,603	(\$14,397)	-31.99%
LINE 2.070	TOTAL OTHER SOURCES	\$ 45,000	\$ 30,603	(\$14,397)	-31.99%
LINE 2.080	TOTAL REVENUES & Sources	\$ 10,016,315	\$ 9,997,966	(\$18,349)	-0.18%
EXPENSES					
LINE 3.010	Salaries	\$ 5,505,000	\$ 5,593,702	(\$88,702)	-1.61%
LINE 3.020	Retirement and Benefits	\$ 2,798,000	\$ 2,772,084	\$25,916	0.93%
LINE 3.030	Purchased Services	\$ 875,000	\$ 850,999	\$24,001	2.74%
LINE 3.040	Supplies and Materials	\$ 376,000	\$ 394,656	(\$18,656)	-4.96%
LINE 3.050	Capital Outlay and Equipment	\$ 7,800	\$ 7,541	\$259	3.32%
LINE 3.06	INTERGOVERNMENTAL	\$ -	\$ -	\$0	
LINE 4.020	DEBT SERVICE - Notes	\$ -	\$ -	\$0	
LINE 4.060	DEBT SERVICE - Interest charges	\$ -	\$ -	\$0	
LINE 4.300	Other Objects	\$ 121,000	\$ 131,677	(\$10,677)	-8.82%
LINE 4.500	TOTAL EXPENDITURES	\$ 9,682,800	\$ 9,750,659	(\$67,859)	-0.70%
LINE 5.00	TRANSFERS OUT	\$ -	\$ -	\$0	
LINE 5.02	ADVANCES OUT	\$ -	\$ -	\$0	
LINE 5.03	ALL OTHER USES	\$ -	\$ -	\$0	
LINE 5.040	TOTAL OTHER USES	\$ -	\$ -	\$0	
LINE 5.050	TOTAL EXPENDITURES & USES	\$ 9,682,800	\$ 9,750,659	(\$67,859)	-0.70%
		Estimate	Actual	Variance	
LINE 6.010	REVENUES OVER EXPENSES	\$ 333,515	\$ 247,307	(\$86,208)	
LINE 7.020	ENDING CASH BALANCE	\$ 10,569,184	\$ 10,482,976	(\$86,208)	
	Less Reserves	\$ (87,929)	\$ (87,929)	\$ -	
LINE 8.010	Less Outstanding Encumbrances	\$ (1,793,000)	\$ (1,887,025)	\$ (94,025)	5.24%
LINE 15.010	Unreserved Fund Balance	\$ 8,688,255	\$ 8,508,022	(\$180,233)	-2.07%
		Estimate	Actual	Benchmark Yr. End	
	Salaries/Benefits as % of Revenue	83.3%	83.9%	80.1% or below	
	True Days Cash - Calendar Days on which can operate	137	134	90 or above optimal	

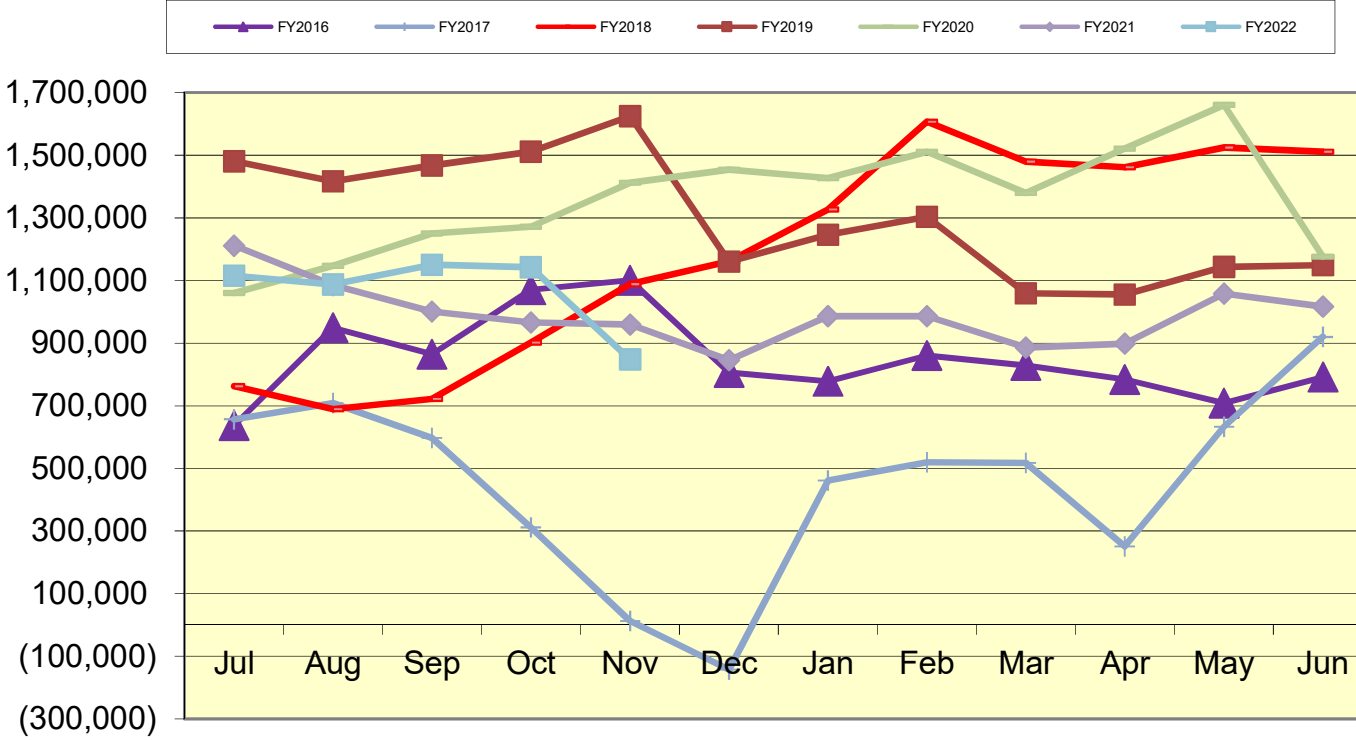
Lexington Local Schools General Fund Cash Balance



Lexington Local Schools Food Service Fund Cash Balance



Lexington Local Schools Employee Benefits Fund Cash Balance



Lexington Local Schools

Permanent Improvement Fund 11/30/2021

	Budgeted Amount	Actual Fiscal Year Expended	Current Encumbrances	Expenses / Encumbrances Over/Under Estimate	Remaining Estimated PI Project Costs
Instruction and Administration					
Eastern Elementary Equipment/Materials	\$ 150.00	\$ 71.42	\$ -	\$78.58	\$78.58
Central Elementary Equipment/Materials	\$ 7,089.07	\$ 644.64	\$ 5,964.27	\$480.16	\$480.16
HS Music Equipment	\$ 4,538.99	\$ 1,300.49	\$ 3,238.00	\$0.50	\$0.00
Maintenance					
New Maintenance Garage	\$ 700,000.00	\$ -	\$ -	\$700,000.00	\$700,000.00
Maintenance Tractor w/Dump Bed Kit	\$ 11,391.00	\$ 11,391.00	\$ -	\$0.00	\$0.00
Eastern Elementary Feedwater Tank Replacement	\$ 10,480.00	\$ 6,480.00	\$ 4,000.00	\$0.00	\$0.00
HS Retaining Wall with Geo Grid Reinforcement and Signage	\$ 11,000.00	\$ -	\$ 11,000.00	\$0.00	\$0.00
Transportation					
New bus	\$ 101,859.00	\$ 101,859.00	\$ -	\$0.00	\$0.00
Bus Fuel Tank Removal and Installation	\$ 40,000.00	\$ 34,850.00	\$ 5,150.00	\$0.00	\$0.00
Technology					
Computers, servers, tech equip., etc.	\$ 100,000.00	\$ 3,857.85	\$ 10,550.32	\$85,591.83	\$85,591.83
Food Service					
Food Service Equipment	\$ 4,438.34	\$ 4,218.91	\$ 219.43	\$0.00	\$0.00
Athletics and Student Activities					
HS Athletics Equipment	\$ 79,882.00	\$ 23,666.45	\$ 30,054.76	\$26,160.79	\$26,160.79
Fees					
Tax Collection Fees	\$ 14,500.00	\$ 5,074.39	\$ -	\$9,425.61	\$9,425.61
Totals					
	\$ 1,085,328.40	\$ 193,414.15	\$ 70,176.78	\$821,737.47	\$821,736.97
Total Budgeted	\$ 1,085,328.40				
Actual Cash Balance 7/1/21	\$ 467,930.96				
Revenues FY22 - Taxes from levy	\$ 323,517.24				
Expenditures FY22	\$ (193,414.15)				
Current Cash Balance	\$598,034.05				
Current Encumbrances	\$ (70,176.78)				
Available Balance	\$527,857.27				
Remaining Estimated Revenues FY22 - Taxes from levy	\$ 376,482.76				
Less: Remaining Estimated PI Project Costs	(\$821,736.97)				
Estimated 6/30/22 Carryover	\$ 82,603.06				

Lexington Local Schools

Food Service Fund 2021-22 vs. 2020-2021 vs. 2019-2020

							Beginning Balance 7/1/21	\$ 808
2020-2021 Through 11/30/21								
<i>Revenues</i>	District-Wide	High School	Junior High	Eastern	Central	Western	Total	
Student Type A, Ezpay, Misc	\$ -	\$ (878)	\$ (761)	\$ 95	\$ 635	\$ 162	\$	(747)
Student Break, Milk & A La Carte	\$ -	\$ 8,518	\$ 3,211	\$ 1,041	\$ 495	\$ 220	\$	13,485
Adult & Misc revenues	\$ 5,967	\$ 1,012	\$ 356	\$ 370	\$ 253	\$ 11	\$	7,969
State Reimb	\$ -	\$ -	\$ -	\$ -	\$ -	\$ -	\$	-
Federal Reimb	\$ -	\$ 41,671	\$ 28,940	\$ 43,033	\$ 39,267	\$ 33,462	\$	186,373
Transfer In	\$ -	\$ -	\$ -	\$ -	\$ -	\$ -	\$	-
Total Revenues	\$ 5,967	\$ 50,323	\$ 31,746	\$ 44,539	\$ 40,650	\$ 33,855	\$	207,080
<i>Expenses</i>								
Wages	\$ 21,353	\$ 43,480	\$ 19,350	\$ 15,053	\$ 13,583	\$ 14,140	\$	126,959
Severance	\$ -	\$ -	\$ -	\$ -	\$ -	\$ -	\$	-
Retirement	\$ 5,125	\$ 9,528	\$ 4,231	\$ 5,287	\$ 2,735	\$ 3,288	\$	30,194
Medical	\$ 8,946	\$ 21,733	\$ 3,422	\$ 10,447	\$ 3,422	\$ 4,443	\$	52,413
Life, Dent, MC, WC	\$ 589	\$ 1,409	\$ 785	\$ 495	\$ 555	\$ 307	\$	4,140
Purch Serv, Repairs, Phone, Post	\$ 1,736	\$ 1,521	\$ 751	\$ 399	\$ 300	\$ 1,739	\$	6,446
Supplies	\$ 3,811	\$ -	\$ -	\$ -	\$ -	\$ -	\$	3,811
Food Costs	\$ -	\$ 35,126	\$ 13,003	\$ 29,398	\$ 10,705	\$ 12,432	\$	100,664
Equipment	\$ -	\$ -	\$ -	\$ -	\$ -	\$ -	\$	-
Other Costs	\$ -	\$ -	\$ -	\$ -	\$ -	\$ -	\$	-
Total Expenses	\$ 41,560	\$ 112,797	\$ 41,542	\$ 61,079	\$ 31,300	\$ 36,349	\$	324,627
Net Gain (Loss)	\$ (35,593)	\$ (62,474)	\$ (9,796)	\$ (16,540)	\$ 9,350	\$ (2,494)	\$	(117,547)
							Ending Cash Balance 11/30/21	\$ (116,739)

							Beginning Balance 7/1/20	\$ 3,725
2019-2020 Through 11/30/20								
<i>Revenues</i>	District-Wide	High School	Junior High	Eastern	Central	Western	Total	
Student Type A, Ezpay, Misc	\$-	\$ (997)	\$ (58)	\$ 582	\$ 1,040	\$ 928	\$	1,495
Student Break, Milk & A La Carte	\$-	\$ 6,986	\$ 1,659	\$ 1,630	\$ 1,144	\$ 571	\$	11,990
Adult & Misc revenues	\$ 3,123	\$ 1,028	\$ 351	\$ 366	\$ 236	\$ 50	\$	5,154
State Reimb	\$-	\$-	\$-	\$-	\$-	\$-	\$	-
Federal Reimb	\$-	\$ 17,548	\$ 8,241	\$ 11,113	\$ 9,795	\$ 7,428	\$	54,125
Transfer In	\$-	\$-	\$-	\$-	\$-	\$-	\$	-
Total Revenues	\$ 3,123	\$ 24,565	\$ 10,193	\$ 13,691	\$ 12,215	\$ 8,977	\$	72,764
<i>Expenses</i>								
Wages	\$ 20,686	\$ 44,648	\$ 24,439	\$ 18,052	\$ 14,644	\$ 14,741	\$	137,210
Severance	\$-	\$-	\$-	\$-	\$-	\$-	\$	-
Retirement	\$ 4,965	\$ 13,017	\$ 3,421	\$ 6,158	\$ 3,913	\$ 2,939	\$	34,413
Medical	\$ 9,006	\$ 21,908	\$ 6,899	\$ 15,010	\$ 8,452	\$-	\$	61,275
Life, Dent, MC, WC	\$ 580	\$ 1,427	\$ 1,011	\$ 668	\$ 371	\$ 193	\$	4,250
Purch Serv, Repairs, Phone, Post	\$ 977	\$ 430	\$ 579	\$ 1,329	\$ 320	\$ 320	\$	3,955
Supplies	\$ 3,309	\$ 20,440	\$ 7,763	\$ 12,628	\$ 4,778	\$ 7,810	\$	56,728
Food Costs	\$-	\$-	\$-	\$-	\$-	\$-	\$	-
Equipment	\$-	\$-	\$-	\$-	\$-	\$-	\$	-
Other Costs	\$-	\$-	\$-	\$-	\$-	\$-	\$	-
Total Expenses	\$ 39,523	\$ 101,870	\$ 44,112	\$ 53,845	\$ 32,478	\$ 26,003	\$	297,831
Net Gain (Loss)	\$ (36,400)	\$ (77,305)	\$ (33,919)	\$ (40,154)	\$ (20,263)	\$ (17,026)	\$	(225,067)
							Ending Cash Balance 11/30/20	\$ (221,342)

							Beginning Balance 7/1/18	\$ (2,391)
2019-2020 Through 11/30/19								
<i>Revenues</i>	District-Wide	High School	Junior High	Eastern	Central	Western	Total	
Student Type A, Ezpay, Misc	\$-	\$ 32,629	\$ 17,274	\$ 19,438	\$ 17,982	\$ 13,177	\$	100,500
Student Break, Milk & A La Carte	\$-	\$ 15,423	\$ 4,408	\$ 4,177	\$ 2,942	\$ 2,697	\$	29,647
Adult & Misc revenues	\$ 2,213	\$ 2,126	\$ 511	\$ 1,099	\$ 958	\$ 829	\$	7,736
State Reimb	\$-	\$-	\$-	\$-	\$-	\$-	\$	-
Federal Reimb	\$-	\$ 19,665	\$ 13,878	\$ 21,645	\$ 20,978	\$ 13,425	\$	89,591
Transfer In	\$-	\$-	\$-	\$-	\$-	\$-	\$	-
Total Revenues	\$ 2,213	\$ 69,843	\$ 36,071	\$ 46,359	\$ 42,860	\$ 30,128	\$	227,474
<i>Expenses</i>								
Wages	\$ 20,524	\$ 46,041	\$ 24,164	\$ 19,399	\$ 14,087	\$ 14,854	\$	139,069
Severance	\$-	\$-	\$-	\$-	\$-	\$-	\$	-
Retirement	\$ 5,030	\$ 9,134	\$ 3,504	\$ 6,954	\$ 3,028	\$ 3,260	\$	30,910
Medical	\$ 12,243	\$ 18,144	\$ 6,781	\$ 14,754	\$ 5,357	\$-	\$	57,279
Life, Dent, MC, WC	\$ 561	\$ 1,401	\$ 962	\$ 668	\$ 394	\$ 195	\$	4,181
Purch Serv, Repairs, Phone, Post	\$ 1,032	\$ 5,628	\$ 999	\$ 594	\$ 1,046	\$ 546	\$	9,845
Supplies	\$ 3,433	\$-	\$-	\$-	\$-	\$-	\$	3,433
Food Costs	\$-	\$ 20,397	\$ 10,430	\$ 18,430	\$ 5,803	\$ 4,767	\$	59,827
Equipment	\$-	\$-	\$-	\$-	\$-	\$-	\$	-
Other Costs	\$-	\$-	\$-	\$-	\$-	\$-	\$	-
Total Expenses	\$ 42,823	\$ 100,745	\$ 46,840	\$ 60,799	\$ 29,715	\$ 23,622	\$	304,544
Net Gain (Loss)	\$ (40,610)	\$ (30,902)	\$ (10,769)	\$ (14,440)	\$ 13,145	\$ 6,506	\$	(77,070)
							Ending Cash Balance 11/30/19	\$ (79,461)

Start Date: 11/1/2021

End Date: 11/30/2021

LEXINGTON LOCAL SCHOOLS

Disbursement Summary Report

Reference Number	Check Number	Type	Date	Name	Vendor #	Status	Reconcile Date	Void Date	Amount
39128	0	ACCOUNTS_P AYABLE	11/10/2021	GORDON FOOD SERVICE	900652	RECONCILED	11/10/2021		\$ 26,379.60
39176	0	PAYROLL	11/5/2021	LEXINGTON LOCAL SCHOOLS		RECONCILED	11/5/2021		602,872.22
39177	0	PAYROLL	11/19/2021	LEXINGTON LOCAL SCHOOLS		VOID		11/19/2021	649,666.91
39178	0	PAYROLL	11/19/2021	LEXINGTON LOCAL SCHOOLS		RECONCILED	11/19/2021		649,666.91
39038	90952	REFUND	11/3/2021	JENNIFER BERRY	9043	RECONCILED	11/18/2021		67.50
39039	90953	REFUND	11/3/2021	JULIE DETLEF	7178	RECONCILED	11/17/2021		32.00
39041	90954	ACCOUNTS_P AYABLE	11/4/2021	AMAZON CAPITAL SERVICES	13575	RECONCILED	11/9/2021		559.47
39062	90955	ACCOUNTS_P AYABLE	11/4/2021	DENISE BENSON	7573	RECONCILED	11/5/2021		600.00
39054	90956	ACCOUNTS_P AYABLE	11/4/2021	BRIDGEWAY ACADEMY	11513	RECONCILED	11/12/2021		5,684.00
39045	90957	ACCOUNTS_P AYABLE	11/4/2021	CARDINAL BUS SALES & SERVICE	6515	RECONCILED	11/9/2021		3,034.55
39065	90958	ACCOUNTS_P AYABLE	11/4/2021	CDW-G GOVERNMEN T, INC.	7886	RECONCILED	11/12/2021		69.66
39049	90959	ACCOUNTS_P AYABLE	11/4/2021	COMDOC INC	13671	RECONCILED	11/10/2021		143.23
39064	90960	ACCOUNTS_P AYABLE	11/4/2021	EDGENUITY INC	12025	RECONCILED	11/10/2021		9,900.00
39044	90961	ACCOUNTS_P AYABLE	11/4/2021	JEFF EICHORN	13282	RECONCILED	11/15/2021		142.84
39052	90962	ACCOUNTS_P AYABLE	11/4/2021	FLINN SCIENTIFIC	5830	RECONCILED	11/9/2021		24.00
39058	90963	ACCOUNTS_P AYABLE	11/4/2021	FUSION APPAREL	11164	RECONCILED	11/9/2021		986.00
39040	90964	ACCOUNTS_P AYABLE	11/4/2021	JAMES HAYES	13087	RECONCILED	11/12/2021		582.21
39057	90965	ACCOUNTS_P AYABLE	11/4/2021	KIMBALL MIDWEST	11066	RECONCILED	11/9/2021		253.05
39047	90966	ACCOUNTS_P AYABLE	11/4/2021	MCGRAW- HILL EDUCATION INC	7666	RECONCILED	11/9/2021		2,971.42
39053	90967	ACCOUNTS_P AYABLE	11/4/2021	MVD SPORTS	6482	RECONCILED	11/15/2021		1,225.00
39048	90968	ACCOUNTS_P AYABLE	11/4/2021	NEW ALBANY HIGH SCHOOL	13689	RECONCILED	11/10/2021		315.00
39043	90969	ACCOUNTS_P AYABLE	11/4/2021	ALFRED NICKLES BAKERY	613	RECONCILED	11/12/2021		1,092.85
39060	90970	ACCOUNTS_P AYABLE	11/4/2021	NOVA LUNA EDUC & CONSULTIN G	11942	RECONCILED	11/8/2021		1,404.00
39068	90971	ACCOUNTS_P AYABLE	11/4/2021	NWDFSCA	13124	RECONCILED	11/16/2021		35.00
39061	90972	ACCOUNTS_P AYABLE	11/4/2021	OHSFSCA	10933	RECONCILED	11/16/2021		95.00
39066	90973	ACCOUNTS_P AYABLE	11/4/2021	PEPPLE & WAGGONER, LTD.	5883	RECONCILED	11/9/2021		128.00

Start Date: 11/1/2021

End Date: 11/30/2021

LEXINGTON LOCAL SCHOOLS

Disbursement Summary Report

Reference Number	Check Number	Type	Date	Name	Vendor #	Status	Reconcile Date	Void Date	Amount
39056	90974	ACCOUNTS_P AYABLE	11/4/2021	TRACEY PINKELMAN	10653	RECONCILED	11/9/2021		\$ 77.71
39063	90975	ACCOUNTS_P AYABLE	11/4/2021	QUENCH USA INC	9919	RECONCILED	11/9/2021		41.10
39046	90976	ACCOUNTS_P AYABLE	11/4/2021	HOLLY RICE	8708	RECONCILED	11/8/2021		184.95
39051	90977	ACCOUNTS_P AYABLE	11/4/2021	SCHOOL SPECIALTY	6538	RECONCILED	11/24/2021		2,542.82
39055	90978	ACCOUNTS_P AYABLE	11/4/2021	GREG SMITH	13026	RECONCILED	11/22/2021		50.00
39050	90979	ACCOUNTS_P AYABLE	11/4/2021	ELIZABETH A. RIEGEL	10733	RECONCILED	11/9/2021		250.00
39042	90980	ACCOUNTS_P AYABLE	11/4/2021	STOODT'S FRESH MARKET	13591	RECONCILED	11/9/2021		349.57
39067	90981	ACCOUNTS_P AYABLE	11/4/2021	THE ESKEN GROUP, LLC	13446	RECONCILED	11/8/2021		1,755.00
39059	90982	ACCOUNTS_P AYABLE	11/4/2021	PETER L. THEM	11438	RECONCILED	11/8/2021		182.30
39070	90983	ACCOUNTS_P AYABLE	11/4/2021	AMAZON CAPITAL SERVICES	13575	RECONCILED	11/10/2021		62.58
39069	90984	ACCOUNTS_P AYABLE	11/4/2021	CRAIG A. CLEVER	6048	OUTSTANDIN G			104.99
39072	90985	ACCOUNTS_P AYABLE	11/4/2021	COLE DISTRIBUTIN G	9752	RECONCILED	11/10/2021		9,067.65
39071	90986	ACCOUNTS_P AYABLE	11/4/2021	G & L SUPPLY	713	RECONCILED	11/10/2021		1,008.80
39075	90987	ACCOUNTS_P AYABLE	11/4/2021	ASHLEY N MCLAUGHLI N	13599	RECONCILED	11/10/2021		195.00
39073	90988	ACCOUNTS_P AYABLE	11/4/2021	OHIO HEALTH CONSORTIU M	10192	RECONCILED	11/10/2021		330.00
39077	90989	ACCOUNTS_P AYABLE	11/4/2021	SCHOOL SPECIALTY	6538	RECONCILED	11/24/2021		11.42
39074	90990	ACCOUNTS_P AYABLE	11/4/2021	SHELLY SMITH AND SONS LTD	8307	RECONCILED	11/15/2021		700.00
39076	90991	ACCOUNTS_P AYABLE	11/4/2021	SMETZ'S TIRE SERVICE CENTER	10453	RECONCILED	11/10/2021		2,232.80
39082	90992	ACCOUNTS_P AYABLE	11/5/2021	MID-OHIO ED. SERVICE CENTER	69	RECONCILED	11/8/2021		140.00
39078	90993	ACCOUNTS_P AYABLE	11/5/2021	FORGET-ME- NOT FLOWER SHOP,INC.	5460	RECONCILED	11/9/2021		57.00
39087	90994	ACCOUNTS_P AYABLE	11/5/2021	MVD SPORTS	6482	RECONCILED	11/15/2021		506.00
39080	90995	ACCOUNTS_P AYABLE	11/5/2021	SCHOOL SPECIALTY	6538	RECONCILED	11/29/2021		84.79
39084	90996	ACCOUNTS_P AYABLE	11/5/2021	TREASURER, STATE OF OHIO	9906	RECONCILED	11/12/2021		2,173.00
39083	90997	ACCOUNTS_P AYABLE	11/5/2021	BRICKER & ECKLER LLP	10997	RECONCILED	11/9/2021		2,859.60
39091	90998	ACCOUNTS_P AYABLE	11/5/2021	HEALTHCAR E BILLING SERVICES	11018	RECONCILED	11/9/2021		77.67
39090	90999	ACCOUNTS_P AYABLE	11/5/2021	PETER L. THEM	11438	RECONCILED	11/8/2021		182.30
39089	91000	ACCOUNTS_P	11/5/2021	BRIDGEWAY	11513	RECONCILED	11/12/2021		1,840.00

Start Date: 11/1/2021

End Date: 11/30/2021

LEXINGTON LOCAL SCHOOLS

Disbursement Summary Report

Reference Number	Check Number	Type	Date	Name	Vendor #	Status	Reconcile Date	Void Date	Amount
39088	91001	AYABLE ACCOUNTS_P	11/5/2021	ACADEMY SCHOOL	11627	RECONCILED	11/9/2021		\$ 1,488.78
39079	91002	AYABLE ACCOUNTS_P	11/5/2021	DATE BOOKS LESLIE	13009	RECONCILED	11/8/2021		333.00
39085	91003	AYABLE ACCOUNTS_P	11/5/2021	MILLER JAMES	13087	RECONCILED	11/15/2021		776.28
39086	91004	AYABLE ACCOUNTS_P	11/5/2021	HAYES JEFF	13282	RECONCILED	11/15/2021		53.95
39081	91005	AYABLE ACCOUNTS_P	11/5/2021	EICHORN TWH	13699	RECONCILED	11/30/2021		250.00
39101	91006	AYABLE ACCOUNTS_P	11/8/2021	AMAZON CAPITAL	13575	RECONCILED	11/15/2021		215.53
39100	91007	AYABLE ACCOUNTS_P	11/8/2021	SERVICES GALION	12104	RECONCILED	11/16/2021		55.00
39098	91008	AYABLE ACCOUNTS_P	11/8/2021	HOSPITAL CDW-G	7886	RECONCILED	11/15/2021		117.56
39095	91009	AYABLE ACCOUNTS_P	11/8/2021	GOVERNMENT, INC. COLE	9752	RECONCILED	11/15/2021		9,457.51
39097	91010	AYABLE ACCOUNTS_P	11/8/2021	DISTRIBUTING CULLIGAN	610	RECONCILED	11/16/2021		37.00
39099	91011	AYABLE ACCOUNTS_P	11/8/2021	WATER GIONINO'S	9153	RECONCILED	11/16/2021		122.00
39096	91012	AYABLE ACCOUNTS_P	11/8/2021	PIZZERIA JENNIFER	9606	RECONCILED	11/10/2021		354.90
39094	91013	AYABLE ACCOUNTS_P	11/8/2021	LAW WASHINGTON	13295	OUTSTANDING			5,831.12
39102	91014	REFUND	11/9/2021	N AUTO PARTS	6048	OUTSTANDING			30.00
39103	91015	REFUND	11/9/2021	CRAIG A. CLEVER	10643	RECONCILED	11/17/2021		25.00
39125	91016	AYABLE ACCOUNTS_P	11/9/2021	TIEN PHAM TRANSPORTATION	819	RECONCILED	11/23/2021		472.95
39113	91017	AYABLE ACCOUNTS_P	11/9/2021	ACCESSORIES CO. KROGER	5498	RECONCILED	11/15/2021		54.54
39107	91018	AYABLE ACCOUNTS_P	11/9/2021	COMPANY CARDINAL	6515	RECONCILED	11/16/2021		13.31
39119	91019	AYABLE ACCOUNTS_P	11/9/2021	BUS SALES & SERVICE	6538	RECONCILED	11/30/2021		179.61
39109	91020	AYABLE ACCOUNTS_P	11/9/2021	SCHOOL SPECIALTY	7512	RECONCILED	11/15/2021		46.00
39114	91021	AYABLE ACCOUNTS_P	11/9/2021	STACY DAVIS MCGRAW-HILL	7666	RECONCILED	11/15/2021		253.72
39122	91022	AYABLE ACCOUNTS_P	11/9/2021	EDUCATION INC	7776	RECONCILED	11/22/2021		1,121.45
39126	91023	AYABLE ACCOUNTS_P	11/9/2021	SUNBELT RENTALS	8892	RECONCILED	11/17/2021		614.28
39127	91024	AYABLE ACCOUNTS_P	11/9/2021	TRUCK SALES & SERVICE, INC.	8967	RECONCILED	11/17/2021		29.00
39121	91025	AYABLE ACCOUNTS_P	11/9/2021	WILSON LANGUAGE TRAINING CORP.	9378	RECONCILED	11/24/2021		2,555.60
				SPYDER SIGNS & GRAPHICS					

Start Date: 11/1/2021

End Date: 11/30/2021

LEXINGTON LOCAL SCHOOLS

Disbursement Summary Report

Reference Number	Check Number	Type	Date	Name	Vendor #	Status	Reconcile Date	Void Date	Amount
39115	91026	ACCOUNTS_P AYABLE	11/9/2021	NORTH CENTRAL OHIO ESC	9382	RECONCILED	11/15/2021		\$ 2,650.00
39108	91027	ACCOUNTS_P AYABLE	11/9/2021	COLE DISTRIBUTIN G	9752	RECONCILED	11/15/2021		4,737.38
39120	91028	ACCOUNTS_P AYABLE	11/9/2021	ELIZABETH A. RIEGEL	10733	RECONCILED	11/17/2021		150.00
39116	91029	ACCOUNTS_P AYABLE	11/9/2021	O.E. MEYER COMPANY	10829	OUTSTANDIN G			162.49
39123	91030	ACCOUNTS_P AYABLE	11/9/2021	TEAM SPORTS, INC	11017	RECONCILED	11/16/2021		180.00
39124	91031	ACCOUNTS_P AYABLE	11/9/2021	THE REHAB CENTER	11246	RECONCILED	11/18/2021		17,934.16
39106	91032	ACCOUNTS_P AYABLE	11/9/2021	BRIDGEWAY ACADEMY	11513	RECONCILED	11/17/2021		659.40
39112	91033	ACCOUNTS_P AYABLE	11/9/2021	MARK HOOVER	12011	RECONCILED	11/16/2021		180.21
39105	91034	ACCOUNTS_P AYABLE	11/9/2021	CAROLEE BALLIETT	13043	RECONCILED	11/26/2021		392.50
39111	91035	ACCOUNTS_P AYABLE	11/9/2021	EJ THERAPY INC	13137	RECONCILED	11/18/2021		55,605.00
39110	91036	ACCOUNTS_P AYABLE	11/9/2021	JEFF EICHORN	13282	RECONCILED	11/15/2021		40.47
39118	91037	ACCOUNTS_P AYABLE	11/9/2021	REHABMART. COM	13489	RECONCILED	11/16/2021		1,950.00
39104	91038	ACCOUNTS_P AYABLE	11/9/2021	AMAZON CAPITAL SERVICES	13575	RECONCILED	11/16/2021		796.22
39117	91039	ACCOUNTS_P AYABLE	11/9/2021	RECORD AUTOMATIC DOORS	13688	RECONCILED	11/16/2021		273.00
39129	91040	ACCOUNTS_P AYABLE	11/11/2021	GRIFFIN SPORTS EQUIPMENT	13700	RECONCILED	11/16/2021		34,250.00
39135	91041	ACCOUNTS_P AYABLE	11/11/2021	OHIO HIGH SCHOOL ATH. ASSOC.	1039	RECONCILED	11/18/2021		150.00
39136	91042	ACCOUNTS_P AYABLE	11/11/2021	SCHOOL SPECIALTY	6538	OUTSTANDIN G			462.46
39131	91043	ACCOUNTS_P AYABLE	11/11/2021	CDW-G GOVERNMEN T, INC.	7886	RECONCILED	11/19/2021		129.00
39132	91044	ACCOUNTS_P AYABLE	11/11/2021	COLUMBUS PRO PERCUSSION ,INC.	8916	RECONCILED	11/17/2021		24.99
39137	91045	ACCOUNTS_P AYABLE	11/11/2021	PETER L. THEM	11438	RECONCILED	11/16/2021		519.45
39134	91046	ACCOUNTS_P AYABLE	11/11/2021	JEFF EICHORN	13282	RECONCILED	11/26/2021		30.00
39130	91047	ACCOUNTS_P AYABLE	11/11/2021	AMAZON CAPITAL SERVICES	13575	RECONCILED	11/16/2021		634.00
39133	91048	ACCOUNTS_P AYABLE	11/11/2021	COMDOC INC	13671	RECONCILED	11/18/2021		4,898.10
39175	91049	ACCOUNTS_P AYABLE	11/17/2021	ABBIE GOODMAN	13703	RECONCILED	11/23/2021		44.00
39157	91050	ACCOUNTS_P AYABLE	11/17/2021	AMAZON CAPITAL SERVICES	13575	RECONCILED	11/23/2021		554.35
39158	91051	ACCOUNTS_P AYABLE	11/17/2021	AMERICAN EXPRESS	10314	RECONCILED	11/22/2021		982.11
39162	91052	ACCOUNTS_P AYABLE	11/17/2021	ANDY J. LITTLE	7196	RECONCILED	11/23/2021		156.25
39164	91053	ACCOUNTS_P	11/17/2021	BROCK	11833	RECONCILED	11/26/2021		128.97

Start Date: 11/1/2021

End Date: 11/30/2021

LEXINGTON LOCAL SCHOOLS

Disbursement Summary Report

Reference Number	Check Number	Type	Date	Name	Vendor #	Status	Reconcile Date	Void Date	Amount
39168	91054	AYABLE ACCOUNTS_P	11/17/2021	SPURLING CHISTAN	13452	OUTSTANDIN G			\$ 30.00
39173	91055	AYABLE ACCOUNTS_P	11/17/2021	CHRISTOPHE R GLENNON	13459	RECONCILED	11/22/2021		93.75
39143	91056	AYABLE ACCOUNTS_P	11/17/2021	COLTON ULLMAN	13701	RECONCILED	11/29/2021		240.00
39146	91057	AYABLE ACCOUNTS_P	11/17/2021	COLUMBIA GAS	11662	RECONCILED	11/24/2021		1,204.94
39174	91058	AYABLE ACCOUNTS_P	11/17/2021	CONNIE BAKER	6670	OUTSTANDIN G			53.70
39153	91059	AYABLE ACCOUNTS_P	11/17/2021	CONNIE WEIKLE	7075	OUTSTANDIN G			86.12
39150	91060	AYABLE ACCOUNTS_P	11/17/2021	CULLIGAN QUALITY WATER	610	RECONCILED	11/30/2021		148.00
39138	91061	AYABLE ACCOUNTS_P	11/17/2021	DATA RECOGNITIO N CORPORATIO N	10265	RECONCILED	11/26/2021		831.82
39140	91062	AYABLE ACCOUNTS_P	11/17/2021	ELIZABETH A. RIEGEL	10733	RECONCILED	11/24/2021		200.00
39170	91063	AYABLE ACCOUNTS_P	11/17/2021	JACLYN DODSON	13497	RECONCILED	11/23/2021		73.00
39154	91064	AYABLE ACCOUNTS_P	11/17/2021	JAMES HAYES	13087	RECONCILED	11/22/2021		776.28
39166	91065	AYABLE ACCOUNTS_P	11/17/2021	JANICE KNOX	13705	RECONCILED	11/23/2021		107.86
39163	91066	AYABLE ACCOUNTS_P	11/17/2021	JEANNETTE BERICK	8838	RECONCILED	11/22/2021		125.00
39149	91067	AYABLE ACCOUNTS_P	11/17/2021	KAREN YODER	6646	RECONCILED	11/26/2021		125.00
39148	91068	AYABLE ACCOUNTS_P	11/17/2021	LINDA FRAZIER	8538	RECONCILED	11/22/2021		125.00
39167	91069	AYABLE ACCOUNTS_P	11/17/2021	LYNN SHERMAN	9656	RECONCILED	11/19/2021		108.60
39165	91070	AYABLE ACCOUNTS_P	11/17/2021	MICHAEL J DAVIS	9295	RECONCILED	11/22/2021		156.25
39141	91071	AYABLE ACCOUNTS_P	11/17/2021	MINUTEMAN PRESS	10766	RECONCILED	11/23/2021		50.00
39161	91072	AYABLE ACCOUNTS_P	11/17/2021	NICHOLAS PETURSSON	13702	RECONCILED	11/22/2021		93.75
39144	91073	AYABLE ACCOUNTS_P	11/17/2021	NORTH CENTRAL OHIO ESC	9382	RECONCILED	11/23/2021		46.13
39147	91074	AYABLE ACCOUNTS_P	11/17/2021	OASBO	5406	RECONCILED	11/23/2021		100.00
39160	91075	AYABLE ACCOUNTS_P	11/17/2021	OHIO DEPART. OF JOB & FAMILY	935	RECONCILED	11/23/2021		47.86
39151	91076	AYABLE ACCOUNTS_P	11/17/2021	OMEA	8109	OUTSTANDIN G			225.00
39145	91077	AYABLE ACCOUNTS_P	11/17/2021	PATTY SCOTT	6656	OUTSTANDIN G			125.00
39159	91078	AYABLE ACCOUNTS_P	11/17/2021	PEGGY JORDAN	13704	RECONCILED	11/19/2021		116.45
39142	91079	AYABLE ACCOUNTS_P	11/17/2021	REBECCA SMITH	10203	OUTSTANDIN G			125.00
39169	91080	AYABLE ACCOUNTS_P	11/17/2021	SANDRA ARNETT	7113	RECONCILED	11/22/2021		106.85
39156	91081	AYABLE ACCOUNTS_P	11/17/2021	SCHOLASTIC BOOK FAIRS	1785	RECONCILED	11/22/2021		2,396.73
39171	91082	ACCOUNTS_P	11/17/2021	SCHOOL	6538	OUTSTANDIN			344.74

Start Date: 11/1/2021

End Date: 11/30/2021

LEXINGTON LOCAL SCHOOLS

Disbursement Summary Report

Reference Number	Check Number	Type	Date	Name	Vendor #	Status	Reconcile Date	Void Date	Amount
39155	91083	AYABLE ACCOUNTS_P	11/17/2021	SPECIALTY SHERYL LENHART		G RECONCILED	11/22/2021		\$ 125.00
39172	91084	AYABLE ACCOUNTS_P	11/17/2021	STANTON SHEET MUSIC	22	RECONCILED	11/23/2021		890.04
39152	91085	AYABLE ACCOUNTS_P	11/17/2021	TERRI HAESEKER	9655	RECONCILED	11/26/2021		78.91
39139	91086	AYABLE ACCOUNTS_P	11/17/2021	TRACEY PINKELMAN	10653	RECONCILED	11/26/2021		598.00
39179	91087	REFUND	11/18/2021	VFW POST 5101	13081	OUTSTANDIN G			635.00
39181	91088	AYABLE ACCOUNTS_P	11/19/2021	AMAZON CAPITAL SERVICES	13575	RECONCILED	11/30/2021		356.56
39188	91089	AYABLE ACCOUNTS_P	11/19/2021	ASHLEY TODD	10907	OUTSTANDIN G			335.20
39193	91090	AYABLE ACCOUNTS_P	11/19/2021	CARDINAL BUS SALES & SERVICE	6515	RECONCILED	11/26/2021		70.25
39186	91091	AYABLE ACCOUNTS_P	11/19/2021	CDW-G GOVERNMEN T, INC.	7886	RECONCILED	11/30/2021		141.81
39190	91092	AYABLE ACCOUNTS_P	11/19/2021	COLE DISTRIBUTIN G	9752	RECONCILED	11/26/2021		3,688.81
39192	91093	AYABLE ACCOUNTS_P	11/19/2021	COUNTY TREASURERS ' EDUC. FUND	11416	OUTSTANDIN G			100.00
39191	91094	AYABLE ACCOUNTS_P	11/19/2021	JILLIAN NOBLET	13012	RECONCILED	11/24/2021		168.51
39194	91095	AYABLE ACCOUNTS_P	11/19/2021	KAYLA DURYEA	13100	RECONCILED	11/24/2021		1,125.00
39197	91096	AYABLE ACCOUNTS_P	11/19/2021	LIZ SAVKA	12167	RECONCILED	11/26/2021		27.43
39183	91097	AYABLE ACCOUNTS_P	11/19/2021	MANSFIELD CHRISTIAN SCHOOL	11853	RECONCILED	11/30/2021		150.00
39184	91098	AYABLE ACCOUNTS_P	11/19/2021	MVD SPORTS	6482	RECONCILED	11/29/2021		504.00
39185	91099	AYABLE ACCOUNTS_P	11/19/2021	OHIO SCHOOLS COUNCIL	13636	RECONCILED	11/30/2021		3,339.00
39195	91100	AYABLE ACCOUNTS_P	11/19/2021	OHIO.NET INTERNET PROVIDERS	13038	RECONCILED	11/29/2021		475.04
39187	91101	AYABLE ACCOUNTS_P	11/19/2021	REBECCA BIGLEY	11484	RECONCILED	11/30/2021		115.00
39182	91102	AYABLE ACCOUNTS_P	11/19/2021	SCHOOL SPECIALTY	6538	OUTSTANDIN G			87.75
39180	91103	AYABLE ACCOUNTS_P	11/19/2021	SMITHFOOD S, INC	11797	RECONCILED	11/29/2021		5,760.33
39196	91104	AYABLE ACCOUNTS_P	11/19/2021	SUNBELT RENTALS	7776	RECONCILED	11/29/2021		23.55
39198	91105	AYABLE ACCOUNTS_P	11/19/2021	UCP OF GREATER CLEVELAND	13006	OUTSTANDIN G			8,950.00
39189	91106	AYABLE ACCOUNTS_P	11/19/2021	VALERIE FRAIZER	11463	OUTSTANDIN G			240.00
39199	91107	AYABLE ACCOUNTS_P	11/19/2021	FAST EDDIES	7665	RECONCILED	11/23/2021		1,364.00
39210	91108	AYABLE ACCOUNTS_P	11/23/2021	AMAZON CAPITAL SERVICES	13575	RECONCILED	11/30/2021		139.91
39204	91109	ACCOUNTS_P	11/23/2021	AMERICAN	701	OUTSTANDIN			28,384.72

Start Date: 11/1/2021

End Date: 11/30/2021

LEXINGTON LOCAL SCHOOLS

Disbursement Summary Report

Reference Number	Check Number	Type	Date	Name	Vendor #	Status	Reconcile Date	Void Date	Amount
		AYABLE		ELECTRIC POWER		G			
39206	91110	ACCOUNTS_P AYABLE	11/23/2021	AWARDSMIT H	1370	OUTSTANDIN G			\$ 1,035.15
39209	91111	ACCOUNTS_P AYABLE	11/23/2021	BRICKER & ECKLER LLP	10997	RECONCILED	11/30/2021		2,790.20
39200	91112	ACCOUNTS_P AYABLE	11/23/2021	CBIZ BENEFITS & INSURANCE	8780	RECONCILED	11/30/2021		2,750.00
39201	91113	ACCOUNTS_P AYABLE	11/23/2021	DIRECT ENERGY BUSINESS	11543	RECONCILED	11/29/2021		238.91
39205	91114	ACCOUNTS_P AYABLE	11/23/2021	ELIZABETH A. RIEGEL	10733	OUTSTANDIN G			200.00
39208	91115	ACCOUNTS_P AYABLE	11/23/2021	FITNESS FINDERS, INC.	9861	OUTSTANDIN G			129.90
39202	91116	ACCOUNTS_P AYABLE	11/23/2021	JAMES HAYES	13087	RECONCILED	11/29/2021		776.28
39203	91117	ACCOUNTS_P AYABLE	11/23/2021	SHOOK CONSTRUCTI ON CO	13525	OUTSTANDIN G			2,743,489.05
39207	91118	ACCOUNTS_P AYABLE	11/23/2021	TRANSPORTA TION ACCESSORIE S CO.	819	RECONCILED	11/30/2021		38.16
39236	91119	ACCOUNTS_P AYABLE	11/29/2021	ADVANCED TURF SOLUTIONS, INC.	10305	OUTSTANDIN G			2,276.71
39218	91120	ACCOUNTS_P AYABLE	11/29/2021	AMANDA BADERTSCH ER	13224	OUTSTANDIN G			90.00
39221	91121	ACCOUNTS_P AYABLE	11/29/2021	ASHLEY N MCLAUGHLI N	13599	OUTSTANDIN G			220.00
39237	91122	ACCOUNTS_P AYABLE	11/29/2021	AUSTIN JAVUREK	10372	OUTSTANDIN G			510.00
39242	91123	ACCOUNTS_P AYABLE	11/29/2021	BURNING RIVER LIFTS AND	10587	OUTSTANDIN G			765.00
39214	91124	ACCOUNTS_P AYABLE	11/29/2021	CenturyLink	700	OUTSTANDIN G			814.14
39213	91125	ACCOUNTS_P AYABLE	11/29/2021	CINDY COWLES	11515	OUTSTANDIN G			4,827.24
39216	91126	ACCOUNTS_P AYABLE	11/29/2021	COLE DISTRIBUTIN G	9752	OUTSTANDIN G			374.97
39233	91127	ACCOUNTS_P AYABLE	11/29/2021	CORY FAGAN	13613	OUTSTANDIN G			125.00
39244	91128	ACCOUNTS_P AYABLE	11/29/2021	DRAIN PRO	11678	OUTSTANDIN G			350.00
39215	91129	ACCOUNTS_P AYABLE	11/29/2021	GRADY ENTERPRISE S, INC.	9664	OUTSTANDIN G			1,094.33
39219	91130	ACCOUNTS_P AYABLE	11/29/2021	GRAINGER	5843	OUTSTANDIN G			505.87
39235	91131	ACCOUNTS_P AYABLE	11/29/2021	HILLYARD OHIO	13569	OUTSTANDIN G			145.50
39229	91132	ACCOUNTS_P AYABLE	11/29/2021	HOLLY RICE	8708	OUTSTANDIN G			46.00
39240	91133	ACCOUNTS_P AYABLE	11/29/2021	J & B ACCOUSTICA L	1555	OUTSTANDIN G			89.54
39222	91134	ACCOUNTS_P AYABLE	11/29/2021	K B Z ELECTRIC	3923	OUTSTANDIN G			866.00

Start Date: 11/1/2021

End Date: 11/30/2021

LEXINGTON LOCAL SCHOOLS

Disbursement Summary Report

Reference Number	Check Number	Type	Date	Name	Vendor #	Status	Reconcile Date	Void Date	Amount
39212	91135	ACCOUNTS_P AYABLE	11/29/2021	INC. KAHL'S ELECTRIC, INC.	6637	OUTSTANDIN G			\$ 596.60
39243	91136	ACCOUNTS_P AYABLE	11/29/2021	KEITH'S DRAIN & SEPTIC SERVICE INC	13706	OUTSTANDIN G			200.00
39230	91137	ACCOUNTS_P AYABLE	11/29/2021	KELL ACE HARDWARE	8329	OUTSTANDIN G			161.33
39231	91138	ACCOUNTS_P AYABLE	11/29/2021	LACEY- PASHEILICH EXCAVATING	13251	OUTSTANDIN G			250.00
39232	91139	ACCOUNTS_P AYABLE	11/29/2021	MCGRAW- HILL EDUCATION INC	7666	OUTSTANDIN G			23,929.39
39217	91140	ACCOUNTS_P AYABLE	11/29/2021	MENARDS	10810	OUTSTANDIN G			103.35
39223	91141	ACCOUNTS_P AYABLE	11/29/2021	ORIENTAL TRADING COMPANY, INC.	5777	OUTSTANDIN G			90.98
39226	91142	ACCOUNTS_P AYABLE	11/29/2021	RUMPKE	11508	OUTSTANDIN G			966.47
39225	91143	ACCOUNTS_P AYABLE	11/29/2021	SARVER PAVING COMPANY	9678	OUTSTANDIN G			267.60
39227	91144	ACCOUNTS_P AYABLE	11/29/2021	SCHMIDT SECURITY	7215	OUTSTANDIN G			650.83
39241	91145	ACCOUNTS_P AYABLE	11/29/2021	SCHOOL SPECIALTY	6538	OUTSTANDIN G			286.92
39224	91146	ACCOUNTS_P AYABLE	11/29/2021	SIESEL DISTRIBUTIN G	10297	OUTSTANDIN G			2,587.78
39238	91147	ACCOUNTS_P AYABLE	11/29/2021	STANDARD PLUMBING & HEATING CO	4036	OUTSTANDIN G			7,564.76
39234	91148	ACCOUNTS_P AYABLE	11/29/2021	TREASURER STATE OF OHIO	5996	OUTSTANDIN G			639.50
39211	91149	ACCOUNTS_P AYABLE	11/29/2021	VERIZON WIRELESS	7415	OUTSTANDIN G			872.25
39220	91150	ACCOUNTS_P AYABLE	11/29/2021	WILCOX SALES & SERVICE	426	OUTSTANDIN G			144.48
39239	91151	ACCOUNTS_P AYABLE	11/29/2021	WOLFF BROS. SUPPLY, INC.	8585	OUTSTANDIN G			63.00
39228	91152	ACCOUNTS_P AYABLE	11/29/2021	WORNER ROOFING COMPANY	6035	OUTSTANDIN G			1,475.00
39257	91153	ACCOUNTS_P AYABLE	11/30/2021	ALLERTON HILL CONSULTIN G	11155	OUTSTANDIN G			12,500.00
39250	91154	ACCOUNTS_P AYABLE	11/30/2021	AMAZON CAPITAL SERVICES	13575	OUTSTANDIN G			276.34
39265	91155	ACCOUNTS_P AYABLE	11/30/2021	CHARLES RITTER CO.	907	OUTSTANDIN G			7.89
39255	91156	ACCOUNTS_P AYABLE	11/30/2021	COLE DISTRIBUTIN G	9752	OUTSTANDIN G			5,161.87
39266	91157	ACCOUNTS_P AYABLE	11/30/2021	CULLIGAN QUALITY	610	OUTSTANDIN G			37.00

Start Date: 11/1/2021

End Date: 11/30/2021

LEXINGTON LOCAL SCHOOLS

Disbursement Summary Report

Reference Number	Check Number	Type	Date	Name	Vendor #	Status	Reconcile Date	Void Date	Amount
39252	91158	ACCOUNTS_P AYABLE	11/30/2021	WATER JAMES HAYES	13087	OUTSTANDIN G			\$ 388.14
39258	91159	ACCOUNTS_P AYABLE	11/30/2021	JANELLE WYANT	11426	OUTSTANDIN G			120.00
39249	91160	ACCOUNTS_P AYABLE	11/30/2021	JENNIFER BERRY	9043	OUTSTANDIN G			675.00
39264	91161	ACCOUNTS_P AYABLE	11/30/2021	JOHN WATKINS	5816	OUTSTANDIN G			89.97
39251	91162	ACCOUNTS_P AYABLE	11/30/2021	MARK HOOVER	12011	OUTSTANDIN G			40.48
39261	91163	ACCOUNTS_P AYABLE	11/30/2021	MID-OHIO ED. SERVICE CENTER	69	OUTSTANDIN G			175.00
39267	91164	ACCOUNTS_P AYABLE	11/30/2021	NOVA LUNA EDUC & CONSULTIN G	11942	OUTSTANDIN G			972.00
39262	91165	ACCOUNTS_P AYABLE	11/30/2021	OMEA	8109	OUTSTANDIN G			180.00
39253	91166	ACCOUNTS_P AYABLE	11/30/2021	REHILL GROUP, INC.	10075	OUTSTANDIN G			14,130.49
39256	91167	ACCOUNTS_P AYABLE	11/30/2021	RIDDELL/ALL AMERICAN SPORTS CO	8878	OUTSTANDIN G			1,724.38
39259	91168	ACCOUNTS_P AYABLE	11/30/2021	SAM'S CLUB DIRECT	5566	OUTSTANDIN G			317.30
39263	91169	ACCOUNTS_P AYABLE	11/30/2021	SPECIALIZED EDUCATION OF OHIO INC	13693	OUTSTANDIN G			7,400.80
39260	91170	ACCOUNTS_P AYABLE	11/30/2021	TRUCK SALES & SERVICE, INC.	8892	OUTSTANDIN G			2,861.57
39254	91171	ACCOUNTS_P AYABLE	11/30/2021	U.S. AWARDS, INC.	7712	OUTSTANDIN G			2,481.31
39269	91172	ACCOUNTS_P AYABLE	11/30/2021	CARDINAL BUS SALES & SERVICE	6515	OUTSTANDIN G			173.16
39272	91173	ACCOUNTS_P AYABLE	11/30/2021	CHARLES RITTER CO.	907	OUTSTANDIN G			52.55
39274	91174	ACCOUNTS_P AYABLE	11/30/2021	FLYNN ENVIRONME NTAL, INC	13669	OUTSTANDIN G			6,400.00
39270	91175	ACCOUNTS_P AYABLE	11/30/2021	GALION COMMUNITY HOSPITAL	12104	OUTSTANDIN G			275.00
39273	91176	ACCOUNTS_P AYABLE	11/30/2021	OHIO HEALTH CONSORTIU M	10192	OUTSTANDIN G			135.00
39275	91177	ACCOUNTS_P AYABLE	11/30/2021	SCHOOL SPECIALTY	6538	OUTSTANDIN G			12.99
39271	91178	ACCOUNTS_P AYABLE	11/30/2021	SHELLY SMITH AND SONS LTD	8307	OUTSTANDIN G			350.00
39276	91179	ACCOUNTS_P AYABLE	11/30/2021	TRANSPORTA TION ACCESSORIE S CO.	819	OUTSTANDIN G			406.83
39268	91180	ACCOUNTS_P AYABLE	11/30/2021	TRUCK SALES & SERVICE, INC.	8892	OUTSTANDIN G			4,623.45
39280	91181	ACCOUNTS_P	11/30/2021	LEXINGTON	3520	OUTSTANDIN			1,940.00

Start Date: 11/1/2021

End Date: 11/30/2021

LEXINGTON LOCAL SCHOOLS

Disbursement Summary Report

Reference Number	Check Number	Type	Date	Name	Vendor #	Status	Reconcile Date	Void Date	Amount
		AYABLE		ATHLETIC DEPT.		G			
39281	91182	ACCOUNTS_P AYABLE	11/30/2021	STEALTH PARTNER GROUP	13604	OUTSTANDIN G			\$ 44,624.90
39092	691739	ACCOUNTS_P AYABLE	11/5/2021	MEMO-S.E.R.S.	900997	RECONCILED	11/5/2021		2,753.68
39093	691740	ACCOUNTS_P AYABLE	11/5/2021	MEMO-S.T.R.S.	900998	RECONCILED	11/5/2021		6,921.16
39245	691741	ACCOUNTS_P AYABLE	11/30/2021	ANTHEM BENEFIT SERVICES	900902	RECONCILED	11/30/2021		363,574.69
39247	691742	ACCOUNTS_P AYABLE	11/30/2021	MEMO-S.E.R.S.	900997	RECONCILED	11/30/2021		2,810.66
39246	691743	ACCOUNTS_P AYABLE	11/30/2021	MEMO-S.T.R.S.	900998	RECONCILED	11/30/2021		7,264.63
39248	691744	ACCOUNTS_P AYABLE	11/30/2021	LEXINGTON SCHOOLS - PAYROLL	900934	RECONCILED	11/30/2021		16,975.83
39277	691745	ACCOUNTS_P AYABLE	11/30/2021	MEMO-S.E.R.S.	900997	RECONCILED	11/30/2021		47,826.00
39278	691746	ACCOUNTS_P AYABLE	11/30/2021	MEMO-S.T.R.S.	900998	RECONCILED	11/30/2021		121,834.00
39279	691747	ACCOUNTS_P AYABLE	11/30/2021	MEMO-MID OHIO ESC	900069	RECONCILED	11/30/2021		32,995.06
Grand Total									\$ 5,721,184.04

Reporting Period: December 2021 (FY 2022)

12/6/21 10:45 AM

Start Date: 11/01/2021

End Date: 11/30/2021

LEXINGTON LOCAL SCHOOLS
Receipts Ledger Report

Receipt #	Line #	Date	Type	Description	Full Account Code	Amount
Fund: 001						
Receipt: 1211						
76474	1	11/1/2021	RC	Tuition	001-1211-0000-000000-000	\$ 2,721.64
76475	1	11/2/2021	RC	Preschool tuition	001-1211-0000-000000-500	300.00
76501	1	11/12/2021	RC	Preschool tuition	001-1211-0000-000000-500	900.00
76520	1	11/19/2021	RC	Preschool tuition	001-1211-0000-000000-500	500.00
76525	1	11/22/2021	RC	Tuition	001-1211-0000-000000-000	680.41
76540	1	11/30/2021	RC	Tuition	001-1211-0000-000000-000	2,041.23
						\$ 7,143.28
Receipt: 1410						
76555	1	11/30/2021	RC	Richland Bank Interest	001-1410-0000-000000-000	2,309.67
						\$ 2,309.67
Receipt: 1740						
76493	1	11/9/2021	RC	School fees	001-1740-0000-000000-100	232.00
76502	1	11/12/2021	RC	School fees	001-1740-0000-000000-200	10.00
76512	1	11/16/2021	RC	School fees	001-1740-0000-000000-100	164.00
76536	1	11/30/2021	RC	School fees	001-1740-0000-000000-100	30.00
76552	1	11/30/2021	RC	HS Fees - Pay For It	001-1740-0000-000000-100	142.00
76552	2	11/30/2021	RC	Central Fees - Pay For It	001-1740-0000-000000-400	240.00
76552	3	11/30/2021	RC	Jr High Fees - Pay For It	001-1740-0000-000000-200	24.00
76552	4	11/30/2021	RC	Eastern Fees - Pay For It	001-1740-0000-000000-300	60.00
76552	5	11/30/2021	RC	Western Fees - Pay For It	001-1740-0000-000000-500	90.00
						\$ 992.00
Receipt: 1890						
76524	1	11/22/2021	RC	Maintenance Recycling	001-1890-0000-000000-000	816.17
						\$ 816.17
Receipt: 3110						
76495	1	11/12/2021	RC	Opportunity Grant	001-3110-0000-000000-000	260,450.09
76495	2	11/12/2021	RC	Targeted Assistance	001-3110-0000-000000-000	32,892.64
76495	3	11/12/2021	RC	K-3 Literacy Funding	001-3110-0000-000000-000	5,948.56
76495	5	11/12/2021	RC	Limited English Prof Funding	001-3110-0000-000000-000	122.71
76495	6	11/12/2021	RC	Gifted Education Funding	001-3110-0000-000000-000	5,092.68
76495	7	11/12/2021	RC	Transportation	001-3110-0000-000000-000	22,763.69
76495	8	11/12/2021	RC	Special Education Funding	001-3110-0000-000000-000	50,084.00
76495	9	11/12/2021	RC	Graduation Bonus	001-3110-0000-000000-000	1,658.97
76495	10	11/12/2021	RC	Third Grade Reading Bonus	001-3110-0000-000000-000	994.42
76495	12	11/12/2021	RC	Enrollment Growth Supplement	001-3110-0000-000000-000	0.00
76495	13	11/12/2021	RC	Preschool Special Educ Funding	001-3110-0000-000000-000	6,806.85
76495	14	11/12/2021	RC	Special Educ Transportation	001-3110-0000-000000-000	2,674.45
76495	15	11/12/2021	RC	Open Enrollment Revenue	001-3110-0000-000000-000	250.83

Reporting Period: December 2021 (FY 2022)

12/6/21 10:45 AM

Start Date: 11/01/2021

End Date: 11/30/2021

LEXINGTON LOCAL SCHOOLS Receipts Ledger Report

Receipt #	Line #	Date	Type	Description	Full Account Code	Amount
76495	16	11/12/2021	RC	Open Enrollment Deduction	001-3110-0000-000000-000	\$ (47,096.54)
76495	23	11/12/2021	RC	JV02 FY2021 Final #2	001-3110-0000-000000-000	(1,570.42)
76495	24	11/12/2021	RC	JV71 Community School FTE Review	001-3110-0000-000000-000	9,674.45
76544	1	11/26/2021	RC	Opportunity Grant	001-3110-0000-000000-000	260,450.10
76544	2	11/26/2021	RC	Targeted Assistance	001-3110-0000-000000-000	32,892.64
76544	3	11/26/2021	RC	K-3 Literacy Funding	001-3110-0000-000000-000	5,948.56
76544	5	11/26/2021	RC	Limited English Prof Funding	001-3110-0000-000000-000	122.71
76544	6	11/26/2021	RC	Gifted Education Funding	001-3110-0000-000000-000	5,092.68
76544	7	11/26/2021	RC	Transportation	001-3110-0000-000000-000	22,763.69
76544	8	11/26/2021	RC	Special Education Funding	001-3110-0000-000000-000	50,084.00
76544	9	11/26/2021	RC	Graduation Bonus	001-3110-0000-000000-000	1,658.97
76544	10	11/26/2021	RC	Third Grade Reading Bonus	001-3110-0000-000000-000	994.42
76544	12	11/26/2021	RC	Enrollment Growth Supplement	001-3110-0000-000000-000	0.00
76544	13	11/26/2021	RC	Preschool Special Educ Funding	001-3110-0000-000000-000	6,806.84
76544	14	11/26/2021	RC	Special Educ Transportation	001-3110-0000-000000-000	2,674.45
76544	15	11/26/2021	RC	Open Enrollment Revenue	001-3110-0000-000000-000	250.83
76544	16	11/26/2021	RC	Open Enrollment Deduction	001-3110-0000-000000-000	(47,096.54)
76544	23	11/26/2021	RC	JV02 FY2021 Final #2	001-3110-0000-000000-000	(1,570.42)
						\$ 691,820.31
Receipt:	3131					
76470	1	11/2/2021	RC	RB for Real Estate - Richland	001-3131-0000-000000-000	332,841.42
76470	2	11/2/2021	RC	RB for Emergency Levy - Richla	001-3131-0000-000000-000	214,682.57
76470	9	11/2/2021	RC	2 1/2 HMRB Real Est-Richland	001-3131-0000-000000-000	67,435.89
76470	10	11/2/2021	RC	2 1/2 HMRB Emerg Levy-Richland	001-3131-0000-000000-000	43,495.83
76486	1	11/9/2021	RC	RB for Real Estate - Richland	001-3131-0000-000000-000	311.70
76486	2	11/9/2021	RC	RB for Emergency Levy -Richlan	001-3131-0000-000000-000	201.04
76486	4	11/9/2021	RC	2 1/2 HMRB Real Est-Richland	001-3131-0000-000000-000	44.66
76486	5	11/9/2021	RC	2 1/2 HMRB Emerg Levy-Richland	001-3131-0000-000000-000	28.82
						\$ 659,041.93
Receipt:	3132					
76470	4	11/2/2021	RC	Homestead Real Est - Richland	001-3132-0000-000000-000	104,020.63
76470	5	11/2/2021	RC	Homestead Emerg Levy-Richland	001-3132-0000-000000-000	67,093.25
76480	1	11/5/2021	RC	Homestead MH - Richland	001-3132-0000-000000-000	40.42
76480	2	11/5/2021	RC	Homestead MH Emerg Levy- Rich	001-3132-0000-000000-000	26.08
						\$ 171,180.38
Receipt:	3211					
76495	4	11/12/2021	RC	Economic Disadvantaged Funding	001-3211-0000-000000-000	2,383.81
76544	4	11/26/2021	RC	Economic Disadvantaged Funding	001-3211-0000-000000-000	2,383.81
						\$ 4,767.62
Receipt:	3219					

Reporting Period: December 2021 (FY 2022)

12/6/21 10:45 AM

Start Date: 11/01/2021

End Date: 11/30/2021

LEXINGTON LOCAL SCHOOLS
Receipts Ledger Report

Receipt #	Line #	Date	Type	Description	Full Account Code	Amount
76495	11	11/12/2021	RC	Career Tech Education Funding	001-3219-0000-000000-000	\$ 717.70
76544	11	11/26/2021	RC	Career Tech Education Funding	001-3219-0000-000000-000	717.70
Receipt:						\$ 1,435.40
76543	1	11/30/2021	RC	MEDICAID Recd -11/26	001-3300-0000-000000-000	3,186.70
Fund: 002						\$ 3,186.70
Receipt: 3132						\$ 1,542,693.46
76470	6	11/2/2021	RC	Homestead for Bond Ret- Richla	002-3132-0000-000000-000	42,128.32
76480	3	11/5/2021	RC	Homestead MH Bond Ret-Rich	002-3132-0000-000000-000	16.38
Fund: 003						\$ 42,144.70
Receipt: 3131						\$ 42,144.70
76470	3	11/2/2021	RC	RB for PI Levy - Richland	003-3131-0000-000000-000	26,544.57
76470	11	11/2/2021	RC	2 1/2 HMRB PI Levy-Richland	003-3131-0000-000000-000	5,378.31
76486	3	11/9/2021	RC	RB for PI Levy - Richland	003-3131-0000-000000-000	24.86
76486	6	11/9/2021	RC	2 1/2 HMRB PI Levy-Richland	003-3131-0000-000000-000	3.56
Receipt: 3132						\$ 31,951.30
76470	7	11/2/2021	RC	Homestead for PI Levy-Richland	003-3132-0000-000000-000	8,295.79
76480	4	11/5/2021	RC	Homestead MH PI Levy-Richland	003-3132-0000-000000-000	3.22
Fund: 004						\$ 8,299.01
Receipt: 1410						\$ 40,250.31
76555	6	11/30/2021	RC	LFI Fund	004-1410-0000-000000-000	(228.52)
Fund: 006						\$ (228.52)
Receipt: 1410						\$ (228.52)
76555	4	11/30/2021	RC	Richland Bank Interest	006-1410-0000-000000-000	0.00
Receipt: 1511						\$ 0.00
76508	26	11/5/2021	RC	HS Breakfast	006-1511-0000-000000-100	23.75
76508	27	11/5/2021	RC	Jr. Hi Breakfast	006-1511-0000-000000-200	0.00
76508	28	11/5/2021	RC	Eastern Breakfast	006-1511-0000-000000-300	0.00
76508	29	11/5/2021	RC	Central Breakfast	006-1511-0000-000000-400	0.00
76508	30	11/5/2021	RC	Western Breakfast	006-1511-0000-000000-500	0.00

Reporting Period: December 2021 (FY 2022)

12/6/21 10:45 AM

Start Date: 11/01/2021

End Date: 11/30/2021

LEXINGTON LOCAL SCHOOLS
Receipts Ledger Report

Receipt #	Line #	Date	Type	Description	Full Account Code	Amount
76509	26	11/12/2021	RC	HS Breakfast	006-1511-0000-000000-100	\$ 29.50
76509	27	11/12/2021	RC	Jr. Hi Breakfast	006-1511-0000-000000-200	0.00
76509	28	11/12/2021	RC	Eastern Breakfast	006-1511-0000-000000-300	0.50
76509	29	11/12/2021	RC	Central Breakfast	006-1511-0000-000000-400	0.00
76509	30	11/12/2021	RC	Western Breakfast	006-1511-0000-000000-500	0.50
76523	26	11/19/2021	RC	HS Breakfast	006-1511-0000-000000-100	28.35
76523	27	11/19/2021	RC	Jr. Hi Breakfast	006-1511-0000-000000-200	0.00
76523	28	11/19/2021	RC	Eastern Breakfast	006-1511-0000-000000-300	0.00
76523	29	11/19/2021	RC	Central Breakfast	006-1511-0000-000000-400	0.00
76523	30	11/19/2021	RC	Western Breakfast	006-1511-0000-000000-500	0.00
76549	26	11/30/2021	RC	HS Breakfast	006-1511-0000-000000-100	24.10
76549	27	11/30/2021	RC	Jr. Hi Breakfast	006-1511-0000-000000-200	0.00
76549	28	11/30/2021	RC	Eastern Breakfast	006-1511-0000-000000-300	0.75
76549	29	11/30/2021	RC	Central Breakfast	006-1511-0000-000000-400	0.00
76549	30	11/30/2021	RC	Western Breakfast	006-1511-0000-000000-500	0.00
						\$ 107.45
Receipt:	1512					
76508	1	11/5/2021	RC	HS Stu. Type A	006-1512-0000-000000-100	0.00
76508	5	11/5/2021	RC	HS ROA Stu. Type A	006-1512-0000-000000-100	(418.60)
76508	6	11/5/2021	RC	Jr Hi Stu. Type A	006-1512-0000-000000-200	0.00
76508	10	11/5/2021	RC	Jr. Hi ROA Stu Type A	006-1512-0000-000000-200	(170.10)
76508	11	11/5/2021	RC	Eastern Stu. Type A	006-1512-0000-000000-300	0.00
76508	15	11/5/2021	RC	Eastern ROA Stu. Type A	006-1512-0000-000000-300	(64.50)
76508	16	11/5/2021	RC	Central Stu. Type A	006-1512-0000-000000-400	0.00
76508	20	11/5/2021	RC	Central ROA Stu. Type A	006-1512-0000-000000-400	(60.33)
76508	21	11/5/2021	RC	Western Stu. Type A	006-1512-0000-000000-500	0.00
76508	25	11/5/2021	RC	Western ROA Stu. Type A	006-1512-0000-000000-500	(14.00)
76509	1	11/12/2021	RC	HS Stu. Type A	006-1512-0000-000000-100	0.00
76509	5	11/12/2021	RC	HS ROA Stu. Type A	006-1512-0000-000000-100	(438.25)
76509	6	11/12/2021	RC	Jr Hi Stu. Type A	006-1512-0000-000000-200	0.00
76509	10	11/12/2021	RC	Jr. Hi ROA Stu Type A	006-1512-0000-000000-200	(115.40)
76509	11	11/12/2021	RC	Eastern Stu. Type A	006-1512-0000-000000-300	0.00
76509	15	11/12/2021	RC	Eastern ROA Stu. Type A	006-1512-0000-000000-300	(84.64)
76509	16	11/12/2021	RC	Central Stu. Type A	006-1512-0000-000000-400	0.00
76509	20	11/12/2021	RC	Central ROA Stu. Type A	006-1512-0000-000000-400	(45.72)
76509	21	11/12/2021	RC	Western Stu. Type A	006-1512-0000-000000-500	0.00
76509	25	11/12/2021	RC	Western ROA Stu. Type A	006-1512-0000-000000-500	11.25
76523	1	11/19/2021	RC	HS Stu. Type A	006-1512-0000-000000-100	0.00
76523	5	11/19/2021	RC	HS ROA Stu. Type A	006-1512-0000-000000-100	(250.80)
76523	6	11/19/2021	RC	Jr Hi Stu. Type A	006-1512-0000-000000-200	0.00

Reporting Period: December 2021 (FY 2022)

12/6/21 10:45 AM

Start Date: 11/01/2021

End Date: 11/30/2021

**LEXINGTON LOCAL SCHOOLS
Receipts Ledger Report**

Receipt #	Line #	Date	Type	Description	Full Account Code	Amount
76523	10	11/19/2021	RC	Jr. Hi ROA Stu Type A	006-1512-0000-000000-200	\$ (251.95)
76523	11	11/19/2021	RC	Eastern Stu. Type A	006-1512-0000-000000-300	0.00
76523	15	11/19/2021	RC	Eastern ROA Stu. Type A	006-1512-0000-000000-300	(125.85)
76523	16	11/19/2021	RC	Central Stu. Type A	006-1512-0000-000000-400	0.00
76523	20	11/19/2021	RC	Central ROA Stu. Type A	006-1512-0000-000000-400	(87.50)
76523	21	11/19/2021	RC	Western Stu. Type A	006-1512-0000-000000-500	0.00
76523	25	11/19/2021	RC	Western ROA Stu. Type A	006-1512-0000-000000-500	(29.50)
76549	1	11/30/2021	RC	HS Stu. Type A	006-1512-0000-000000-100	0.00
76549	5	11/30/2021	RC	HS ROA Stu. Type A	006-1512-0000-000000-100	(416.97)
76549	6	11/30/2021	RC	Jr Hi Stu. Type A	006-1512-0000-000000-200	0.00
76549	10	11/30/2021	RC	Jr. Hi ROA Stu Type A	006-1512-0000-000000-200	(146.05)
76549	11	11/30/2021	RC	Eastern Stu. Type A	006-1512-0000-000000-300	0.00
76549	15	11/30/2021	RC	Eastern ROA Stu. Type A	006-1512-0000-000000-300	(122.30)
76549	16	11/30/2021	RC	Central Stu. Type A	006-1512-0000-000000-400	0.00
76549	20	11/30/2021	RC	Central ROA Stu. Type A	006-1512-0000-000000-400	(85.35)
76549	21	11/30/2021	RC	Western Stu. Type A	006-1512-0000-000000-500	0.00
76549	25	11/30/2021	RC	Western ROA Stu. Type A	006-1512-0000-000000-500	(5.25)
76552	6	11/30/2021	RC	HS Lunch - Pay For It	006-1512-0000-000000-100	1,229.65
76552	7	11/30/2021	RC	Jr High Lunch - Pay For It	006-1512-0000-000000-200	297.00
76552	8	11/30/2021	RC	Eastern Lunch - Pay For It	006-1512-0000-000000-300	25.00
76552	9	11/30/2021	RC	Central Lunch - Pay For It	006-1512-0000-000000-400	141.75
76552	10	11/30/2021	RC	Western Lunch - Pay For It	006-1512-0000-000000-500	0.00
						\$ (1,228.41)
Receipt:	1513					
76508	3	11/5/2021	RC	HS Stu. ALa Carte	006-1513-0000-000000-100	648.10
76508	8	11/5/2021	RC	Jr. Hi Stu. Ala Carte	006-1513-0000-000000-200	242.85
76508	13	11/5/2021	RC	Eastern Stu. Ala Carte	006-1513-0000-000000-300	94.25
76508	18	11/5/2021	RC	Central Stu. Ala Carte	006-1513-0000-000000-400	93.25
76508	23	11/5/2021	RC	Western Stu. Ala Carte	006-1513-0000-000000-500	15.00
76509	3	11/12/2021	RC	HS Stu. ALa Carte	006-1513-0000-000000-100	772.70
76509	8	11/12/2021	RC	Jr. Hi Stu. Ala Carte	006-1513-0000-000000-200	297.90
76509	13	11/12/2021	RC	Eastern Stu. Ala Carte	006-1513-0000-000000-300	185.30
76509	18	11/12/2021	RC	Central Stu. Ala Carte	006-1513-0000-000000-400	83.00
76509	23	11/12/2021	RC	Western Stu. Ala Carte	006-1513-0000-000000-500	27.75
76523	3	11/19/2021	RC	HS Stu. ALa Carte	006-1513-0000-000000-100	718.35
76523	8	11/19/2021	RC	Jr. Hi Stu. Ala Carte	006-1513-0000-000000-200	276.45
76523	13	11/19/2021	RC	Eastern Stu. Ala Carte	006-1513-0000-000000-300	207.10
76523	18	11/19/2021	RC	Central Stu. Ala Carte	006-1513-0000-000000-400	94.50
76523	23	11/19/2021	RC	Western Stu. Ala Carte	006-1513-0000-000000-500	29.50
76549	3	11/30/2021	RC	HS Stu. ALA Carte	006-1513-0000-000000-100	586.60

Reporting Period: December 2021 (FY 2022)

12/6/21 10:45 AM

Start Date: 11/01/2021

End Date: 11/30/2021

LEXINGTON LOCAL SCHOOLS Receipts Ledger Report

Receipt #	Line #	Date	Type	Description	Full Account Code	Amount	
76549	8	11/30/2021	RC	Jr. Hi Stu. Ala Carte	006-1513-0000-000000-200	\$ 208.55	
76549	13	11/30/2021	RC	Eastern Stu. Ala Carte	006-1513-0000-000000-300	109.80	
76549	18	11/30/2021	RC	Central Stu. Ala Carte	006-1513-0000-000000-400	72.80	
76549	23	11/30/2021	RC	Western Stu. Ala Carte	006-1513-0000-000000-500	13.75	
						\$ 4,777.50	
Receipt:	1514						
76508	2	11/5/2021	RC	HS Stu. Milk	006-1514-0000-000000-100	2.50	
76508	7	11/5/2021	RC	Jr. Hi. Stu Milk	006-1514-0000-000000-200	1.50	
76508	12	11/5/2021	RC	Eastern Stu. Milk	006-1514-0000-000000-300	0.50	
76508	17	11/5/2021	RC	Central Stu. Milk	006-1514-0000-000000-400	0.00	
76508	22	11/5/2021	RC	Western Stu. Milk	006-1514-0000-000000-500	0.00	
76509	2	11/12/2021	RC	HS Stu. Milk	006-1514-0000-000000-100	5.00	
76509	7	11/12/2021	RC	Jr. Hi. Stu Milk	006-1514-0000-000000-200	4.00	
76509	12	11/12/2021	RC	Eastern Stu. Milk	006-1514-0000-000000-300	0.00	
76509	17	11/12/2021	RC	Central Stu. Milk	006-1514-0000-000000-400	1.00	
76509	22	11/12/2021	RC	Western Stu. Milk	006-1514-0000-000000-500	0.00	
76523	2	11/19/2021	RC	HS Stu. Milk	006-1514-0000-000000-100	1.50	
76523	7	11/19/2021	RC	Jr. Hi. Stu Milk	006-1514-0000-000000-200	5.00	
76523	12	11/19/2021	RC	Eastern Stu. Milk	006-1514-0000-000000-300	1.00	
76523	17	11/19/2021	RC	Central Stu. Milk	006-1514-0000-000000-400	0.00	
76523	22	11/19/2021	RC	Western Stu. Milk	006-1514-0000-000000-500	0.00	
76549	2	11/30/2021	RC	HS Stu. Milk	006-1514-0000-000000-100	1.50	
76549	7	11/30/2021	RC	Jr. Hi. Stu Milk	006-1514-0000-000000-200	4.00	
76549	12	11/30/2021	RC	Eastern Stu. Milk	006-1514-0000-000000-300	0.00	
76549	17	11/30/2021	RC	Central Stu. Milk	006-1514-0000-000000-400	0.00	
76549	22	11/30/2021	RC	Western Stu. Milk	006-1514-0000-000000-500	0.00	
						\$ 27.50	
Receipt:	1523						
76508	4	11/5/2021	RC	HS Adult Ala Carte	006-1523-0000-000000-100	62.75	
76508	9	11/5/2021	RC	Jr. Hi Adult Ala Carte	006-1523-0000-000000-200	28.00	
76508	14	11/5/2021	RC	Eastern Adult Ala Carte	006-1523-0000-000000-300	21.00	
76508	19	11/5/2021	RC	Central Adult Ala Carte	006-1523-0000-000000-400	31.55	
76508	24	11/5/2021	RC	Western Adult Ala Carte	006-1523-0000-000000-500	0.00	
76509	4	11/12/2021	RC	HS Adult Ala Carte	006-1523-0000-000000-100	130.85	
76509	9	11/12/2021	RC	Jr. Hi Adult Ala Carte	006-1523-0000-000000-200	37.75	
76509	14	11/12/2021	RC	Eastern Adult Ala Carte	006-1523-0000-000000-300	33.75	
76509	19	11/12/2021	RC	Central Adult Ala Carte	006-1523-0000-000000-400	8.50	
76509	24	11/12/2021	RC	Western Adult Ala Carte	006-1523-0000-000000-500	0.50	
76523	4	11/19/2021	RC	HS Adult Ala Carte	006-1523-0000-000000-100	73.60	
76523	9	11/19/2021	RC	Jr. Hi Adult Ala Carte	006-1523-0000-000000-200	20.00	

Reporting Period: December 2021 (FY 2022)

12/6/21 10:45 AM

Start Date: 11/01/2021

End Date: 11/30/2021

**LEXINGTON LOCAL SCHOOLS
Receipts Ledger Report**

Receipt #	Line #	Date	Type	Description	Full Account Code	Amount
76523	14	11/19/2021	RC	Eastern Adult Ala Carte	006-1523-0000-000000-300	\$ 41.00
76523	19	11/19/2021	RC	Central Adult Ala Carte	006-1523-0000-000000-400	34.00
76523	24	11/19/2021	RC	Western Adult Ala Carte	006-1523-0000-000000-500	0.00
76549	4	11/30/2021	RC	HS Adult Ala Carte	006-1523-0000-000000-100	84.50
76549	9	11/30/2021	RC	Jr. Hi Adult Ala Carte	006-1523-0000-000000-200	11.25
76549	14	11/30/2021	RC	Eastern Adult Ala Carte	006-1523-0000-000000-300	32.50
76549	19	11/30/2021	RC	Central Adult Ala Carte	006-1523-0000-000000-400	13.55
76549	24	11/30/2021	RC	Western Adult Ala Carte	006-1523-0000-000000-500	0.75
						\$ 665.80
						\$ 4,349.84
Fund:	007					
Receipt:	1410					
76555	5	11/30/2021	RC	Richland Bank Int - Minutemen	007-1410-9100-000000-000	27.68
						\$ 27.68
Receipt:	1820					
76488	1	11/5/2021	RC	Martin Hall Donation	007-1820-9100-000000-000	2,989.10
						\$ 2,989.10
						\$ 3,016.78
Fund:	010					
Receipt:	1410					
76555	7	11/30/2021	RC	Classroom Facilities Fund	010-1410-0000-000000-000	(825.03)
						\$ (825.03)
						\$ (825.03)
Fund:	018					
Receipt:	1690					
76477	1	11/2/2021	RC	MD Coffee service	018-1690-9100-000000-000	86.00
76478	2	11/2/2021	RC	Gorman Rupp Donation	018-1690-9100-000000-000	150.00
76510	1	11/16/2021	RC	MD Coffee service	018-1690-9100-000000-000	74.15
76511	1	11/16/2021	RC	Veteran's Day Donation	018-1690-9100-000000-000	635.00
76521	1	11/23/2021	RC	MD Coffee service	018-1690-9100-000000-000	71.00
76535	1	11/30/2021	RC	Flower Fund staff donations	018-1690-9101-000000-000	60.00
76487	1	11/5/2021	RC	Book fair	018-1690-9301-000000-300	2,412.90
						\$ 3,489.05
						\$ 3,489.05
Fund:	019					
Receipt:	1890					
76524	3	11/22/2021	RC	PTO Recycling - Central	019-1890-9121-000000-000	10.55
76524	5	11/22/2021	RC	PTO Recycling - Eastern	019-1890-9122-000000-000	10.56
76524	4	11/22/2021	RC	PTO Recycling - Western	019-1890-9123-000000-000	10.56
						\$ 31.67

Reporting Period: December 2021 (FY 2022)

12/6/21 10:45 AM

Start Date: 11/01/2021

End Date: 11/30/2021

LEXINGTON LOCAL SCHOOLS Receipts Ledger Report

Receipt #	Line #	Date	Type	Description	Full Account Code	Amount
						\$ 31.67
Fund:	022					
Receipt:	1690					
76500	1	11/4/2021	RC	OHSAA Tourm Reimb - Sectional Soccer / VB	022-1690-9601-000000-000	\$ 1,290.00
76517	1	11/18/2021	RC	OHSAA Tourm Reimb - District Soccer	022-1690-9601-000000-000	2,900.00
76526	1	11/22/2021	RC	OHSAA Tourm Reimb - Regional VB	022-1690-9601-000000-000	1,800.00
						\$ 5,990.00
						\$ 5,990.00
Fund:	024					
Receipt:	1410					
76555	2	11/30/2021	RC	Richland Bank Int. 024	024-1410-0000-000000-000	19.94
						\$ 19.94
Receipt:	1872					
76541	1	11/30/2021	RC	Insurance Pymt - Vallance	024-1872-0000-000000-000	110.08
76553	1	11/30/2021	RC	Board's Premiums November	024-1872-0000-000000-000	363,574.69
76554	1	11/30/2021	RC	Employees' Premiums November	024-1872-0000-000000-000	67,870.82
						\$ 431,555.59
						\$ 431,575.53
Fund:	034					
Receipt:	3132					
76470	8	11/2/2021	RC	Homestead for PI (.5 Mill)-Ric	034-3132-0000-000000-000	2,226.31
76480	5	11/5/2021	RC	Homestead MH PI (.5 Mill)-Rich	034-3132-0000-000000-000	0.86
						\$ 2,227.17
						\$ 2,227.17
Fund:	200					
Receipt:	1620					
76471	1	11/1/2021	RC	Musical Legend of Sleepy Hollow Online Sales	200-1620-9102-000000-000	62.00
76472	1	11/2/2021	RC	Musical Legend of Sleepy Hollow Online Sales	200-1620-9102-000000-000	25.00
76473	1	11/4/2021	RC	Musical Legend of Sleepy Hollow Online Sales	200-1620-9102-000000-000	76.00
76481	1	11/5/2021	RC	Musical Legend of Sleepy Hollow Online Sales	200-1620-9102-000000-000	12.00
76482	1	11/8/2021	RC	Musical Legend of Sleepy Hollow Online Sales	200-1620-9102-000000-000	64.00
76483	1	11/9/2021	RC	Musical Legend of Sleepy Hollow Online Sales	200-1620-9102-000000-000	68.00
76491	1	11/10/2021	RC	Musical Legend of Sleepy Hollow Online Sales	200-1620-9102-000000-000	72.24
76496	1	11/12/2021	RC	Musical Legend of Sleepy Hollow Online Sales	200-1620-9102-000000-000	48.00
76497	1	11/15/2021	RC	Musical Legend of Sleepy Hollow Online Sales	200-1620-9102-000000-000	48.00
76498	1	11/16/2021	RC	Musical Legend of Sleepy Hollow Online Sales	200-1620-9102-000000-000	251.00
76513	1	11/16/2021	RC	Drama club sales	200-1620-9102-000000-000	32.00
76506	1	11/17/2021	RC	Musical Legend of Sleepy Hollow Online Sales	200-1620-9102-000000-000	32.00
76527	2	11/22/2021	RC	Key Club Fundraiser	200-1620-9115-000000-000	756.00
76492	2	11/9/2021	RC	Yearbook Sales	200-1620-9119-000000-000	65.00

Reporting Period: December 2021 (FY 2022)

12/6/21 10:45 AM

Start Date: 11/01/2021

End Date: 11/30/2021

LEXINGTON LOCAL SCHOOLS
Receipts Ledger Report

Receipt #	Line #	Date	Type	Description	Full Account Code	Amount
76534	2	11/30/2021	RC	Yearbook Sales	200-1620-9119-000000-000	\$ 45.00
76494	1	11/5/2021	RC	Halloween dance tickets	200-1620-9204-000000-000	765.00
						\$ 2,421.24
Receipt:	1630					
76515	1	11/16/2021	RC	Key Club Dues	200-1630-9115-000000-000	100.00
76527	1	11/22/2021	RC	Key Club Dues	200-1630-9115-000000-000	30.00
						\$ 130.00
Receipt:	1690					
76537	1	11/30/2021	RC	Leo Club Donation	200-1690-9108-000000-000	100.00
76476	1	11/2/2021	RC	Yearbook ad sales	200-1690-9119-000000-000	910.00
76492	1	11/9/2021	RC	Yearbook ad sales	200-1690-9119-000000-000	250.00
76516	1	11/16/2021	RC	Yearbook ad sales	200-1690-9119-000000-000	335.00
76528	1	11/23/2021	RC	Yearbook ad sales	200-1690-9119-000000-000	85.00
76534	1	11/30/2021	RC	Yearbook ad sales	200-1690-9119-000000-000	250.00
76507	1	11/30/2021	RC	NHS Purple Reign T-Shirts - Adm Reclass	200-1690-9121-000000-000	(891.00)
						\$ 1,039.00
						\$ 3,590.24
Fund:	300					
Receipt:	1610					
76499	2	11/3/2021	RC	Winter Season Tickets	300-1610-9600-000000-000	1,350.00
76496	2	11/12/2021	RC	JH Swim vs. Ontario	300-1610-9600-000000-718	20.00
76503	1	11/12/2021	RC	JH Swim vs. Ontario	300-1610-9600-000000-718	332.00
76505	2	11/12/2021	RC	Winter Season Tickets	300-1610-9600-000000-000	1,365.00
76518	1	11/18/2021	RC	Winter Season Tickets	300-1610-9600-000000-000	1,215.00
76519	1	11/18/2021	RC	JH Swim vs. Madison	300-1610-9600-000000-718	252.00
76526	2	11/22/2021	RC	Winter Season Tickets	300-1610-9600-000000-000	250.00
76529	1	11/23/2021	RC	JH Girls BB adm vs. Madison	300-1610-9600-000000-716	288.00
76530	1	11/23/2021	RC	Winter Season Tickets	300-1610-9600-000000-000	760.00
76531	1	11/24/2021	RC	JH Boys BB adm vs. Mt. Vernon	300-1610-9600-000000-715	490.00
76550	1	11/24/2021	RC	Winter Season Tickets	300-1610-9600-000000-000	105.00
76551	1	11/26/2021	RC	Winter Season Tickets Online Sales	300-1610-9600-000000-000	195.00
76551	2	11/26/2021	RC	JH Boys BB adm Online Sales	300-1610-9600-000000-715	4.00
76532	2	11/29/2021	RC	Winter Season Tickets	300-1610-9600-000000-000	70.00
76533	1	11/29/2021	RC	Girls BB adm vs. Ashland	300-1610-9600-000000-708	478.00
76507	2	11/30/2021	RC	NHS Purple Reign T-Shirts - Adm Reclass	300-1610-9600-000000-700	891.00
76538	1	11/30/2021	RC	JH Girls BB adm vs. Mansfield	300-1610-9600-000000-716	92.00
76538	3	11/30/2021	RC	Winter Season Tickets	300-1610-9600-000000-000	415.00
						\$ 8,572.00
Receipt:	1620					
76522	1	11/22/2021	RC	JH vending	300-1620-9206-000000-000	295.00

Reporting Period: December 2021 (FY 2022)

12/6/21 10:45 AM

Start Date: 11/01/2021

End Date: 11/30/2021

LEXINGTON LOCAL SCHOOLS Receipts Ledger Report

Receipt #	Line #	Date	Type	Description	Full Account Code	Amount
76505	1	11/12/2021	RC	VB Program Sales	300-1620-9600-000000-702	\$ 14.00
Receipt:	1690					\$ 309.00
76499	1	11/3/2021	RC	Patrons	300-1690-9600-000000-000	20.00
76504	1	11/12/2021	RC	Program Ads	300-1690-9600-000000-000	360.00
76517	2	11/18/2021	RC	Program Ads	300-1690-9600-000000-000	206.00
76532	1	11/29/2021	RC	Patrons	300-1690-9600-000000-000	50.00
Receipt:	1820					\$ 636.00
76478	1	11/2/2021	RC	Gorman Rupp Donation	300-1820-9600-000000-000	200.00
Receipt:	1890					\$ 200.00
76499	3	11/3/2021	RC	Boys Golf Entry Fees	300-1890-9600-000000-706	350.00
76499	4	11/3/2021	RC	Swim Entry Fees	300-1890-9600-000000-709	175.00
76517	3	11/18/2021	RC	Boys Golf Entry Fees	300-1890-9600-000000-706	350.00
76538	2	11/30/2021	RC	Boys Tennis Entry Fee	300-1890-9600-000000-711	200.00
Receipt:	5300					\$ 1,075.00
76489	2	11/8/2021	RC	Bowling Tourney Fee Refund	300-5300-9600-000000-000	220.00
						\$ 220.00
Fund:	451					\$ 11,012.00
Receipt:	3219					
76485	1	11/5/2021	RC	Network Connectivity Revenue	451-3219-9022-000000-000	4,500.00
						\$ 4,500.00
Fund:	516					\$ 4,500.00
Receipt:	4220					
76545	1	11/22/2021	RC	IDEA-B Revenue	516-4220-9022-000000-000	47,266.81
						\$ 47,266.81
Fund:	572					\$ 47,266.81
Receipt:	4220					
76548	1	11/22/2021	RC	Title I Revenue	572-4220-9022-000000-000	2,201.23
						\$ 2,201.23
Fund:	587					\$ 2,201.23
Receipt:	4220					
76546	1	11/22/2021	RC	ECSE Revenue	587-4220-9022-000000-000	2,380.82
						\$ 2,380.82

Reporting Period: December 2021 (FY 2022)

12/6/21 10:45 AM

Start Date: 11/01/2021

End Date: 11/30/2021

LEXINGTON LOCAL SCHOOLS
Receipts Ledger Report

Receipt #	Line #	Date	Type	Description	Full Account Code	Amount
						\$ 2,380.82
Fund:	590					
Receipt:	4220					
76547	1	11/22/2021	RC	Title II-A Revenue	590-4220-9022-000000-000	\$ 782.42
						\$ 782.42
						\$ 782.42
Grand Total						\$ 2,146,448.48

Reporting Period: November 2021 (FY 2022)

12/6/21 10:39 AM

As Of Period: 11/30/2021

LEXINGTON LOCAL SCHOOLS
Revenue Account Summary

Fund-SCC	Description	FYTDReceivable	FYTD Received	MTD Received	YTD Received
SCC:	0000				
001-0000	GENERAL FUND	\$ 25,435,041.84	\$ 9,997,965.50	\$ 1,542,636.46	\$ 23,592,962.72
		\$ 25,435,041.84	\$ 9,997,965.50	\$ 1,542,636.46	\$ 23,592,962.72
SCC:	9412				
001-9412	GENERAL BUDGET RESERVE SET- ASIDE-1%/BWC	0.00	0.00	0.00	0.00
		\$ 0.00	\$ 0.00	\$ 0.00	\$ 0.00
SCC:	0000				
002-0000	BOND RETIREMENT FUND	3,324,825.31	1,475,366.79	42,144.70	3,388,840.30
003-0000	PERMANENT IMPROVEMENT FUND	736,856.09	323,517.24	40,250.31	729,871.72
004-0000	LFI BUILDING FUND	3,306,596.47	3,215,951.60	(228.52)	3,222,724.22
006-0000	FOOD SERVICE FUND	718,413.21	207,079.82	4,319.84	686,412.16
		\$ 8,086,691.08	\$ 5,221,915.45	\$ 86,486.33	\$ 8,027,848.40
SCC:	9100				
007-9100	LEXINGTON MINUTEMEN ACADEMIC SCHOLARSHIP FUND	15,439.69	6,245.64	3,016.78	15,869.26
		\$ 15,439.69	\$ 6,245.64	\$ 3,016.78	\$ 15,869.26
SCC:	9800				
007-9800	TERRY McCAMMON SCHOLARSHIP FUND	8,637.77	0.00	0.00	8,436.43
		\$ 8,637.77	\$ 0.00	\$ 0.00	\$ 8,436.43
SCC:	0000				
010-0000	CLASSROOM FACILITIES CONSTRUCTION FUND	407,794.24	23,197.55	(825.03)	52,388.30
		\$ 407,794.24	\$ 23,197.55	\$ (825.03)	\$ 52,388.30
SCC:	9100				
018-9100	HIGH SCHOOL PRINCIPAL'S FUND	5,160.88	1,427.05	381.15	5,006.29
		\$ 5,160.88	\$ 1,427.05	\$ 381.15	\$ 5,006.29
SCC:	9101				
018-9101	HIGH SCHOOL FLOWER FUND	215.00	393.00	60.00	393.00
		\$ 215.00	\$ 393.00	\$ 60.00	\$ 393.00
SCC:	9200				
018-9200	JUNIOR HIGH PRINCIPAL'S FUND	5.00	791.19	0.00	791.19
		\$ 5.00	\$ 791.19	\$ 0.00	\$ 791.19
SCC:	9300				
018-9300	EASTERN PRINCIPAL'S FUND	2,087.56	1,061.68	0.00	2,149.23
		\$ 2,087.56	\$ 1,061.68	\$ 0.00	\$ 2,149.23
SCC:	9301				
018-9301	EASTERN ELEMENTARY BOOKFAIR/BOXTOPS FUND	3,007.79	2,412.90	2,412.90	5,420.69
		\$ 3,007.79	\$ 2,412.90	\$ 2,412.90	\$ 5,420.69
SCC:	9302				

Reporting Period: November 2021 (FY 2022)

12/6/21 10:39 AM

As Of Period: 11/30/2021

LEXINGTON LOCAL SCHOOLS
Revenue Account Summary

Fund-SCC	Description	FYTDReceivable	FYTD Received	MTD Received	YTD Received
018-9302	EASTERN ELEMENTARY MATH	\$ 0.00	\$ 0.00	\$ 0.00	\$ 0.00
		\$ 0.00	\$ 0.00	\$ 0.00	\$ 0.00
SCC:	9303				
018-9303	EASTERN RUN CLUB	790.00	1,075.00	0.00	1,075.00
		\$ 790.00	\$ 1,075.00	\$ 0.00	\$ 1,075.00
SCC:	9400				
018-9400	CENTRAL PRINCIPAL'S FUND	2,070.78	1,464.05	0.00	2,549.13
		\$ 2,070.78	\$ 1,464.05	\$ 0.00	\$ 2,549.13
SCC:	9401				
018-9401	CENTRAL ELEMENTARY BOOKFAIR FUND	377.80	0.00	0.00	330.80
		\$ 377.80	\$ 0.00	\$ 0.00	\$ 330.80
SCC:	9402				
018-9402	CENTRAL ELEMENTARY ART	0.00	0.00	0.00	0.00
		\$ 0.00	\$ 0.00	\$ 0.00	\$ 0.00
SCC:	9500				
018-9500	WESTERN PRINCIPAL'S FUND	3,841.82	1,684.13	0.00	3,325.78
		\$ 3,841.82	\$ 1,684.13	\$ 0.00	\$ 3,325.78
SCC:	9501				
018-9501	WESTERN ELEMENTARY BOOKFAIR/BOXTOPS FUND	2,276.69	19.00	0.00	1,155.69
		\$ 2,276.69	\$ 19.00	\$ 0.00	\$ 1,155.69
SCC:	9503				
018-9503	WESTERN ELEMENTARY ART	0.00	0.00	0.00	0.00
		\$ 0.00	\$ 0.00	\$ 0.00	\$ 0.00
SCC:	9901				
018-9901	JUNIOR HIGH TEACHER ADVISORY FUND	0.00	0.00	0.00	0.00
		\$ 0.00	\$ 0.00	\$ 0.00	\$ 0.00
SCC:	9001				
019-9001	ACADEMIC BOOSTERS GRANTS	0.00	0.00	0.00	0.00
		\$ 0.00	\$ 0.00	\$ 0.00	\$ 0.00
SCC:	9121				
019-9121	CENTRAL ELEMENTARY PTO GRANTS	1,104.75	27.33	10.55	99.65
		\$ 1,104.75	\$ 27.33	\$ 10.55	\$ 99.65
SCC:	9122				
019-9122	EASTERN ELEMENTARY PTO GRANTS	1,104.66	27.34	10.56	99.59
		\$ 1,104.66	\$ 27.34	\$ 10.56	\$ 99.59
SCC:	9123				
019-9123	WESTERN ELEMENTARY PTO GRANTS	1,104.69	27.33	10.56	99.61

Reporting Period: November 2021 (FY 2022)

12/6/21 10:39 AM

As Of Period: 11/30/2021

LEXINGTON LOCAL SCHOOLS
Revenue Account Summary

Fund-SCC	Description	FYTDReceivable	FYTD Received	MTD Received	YTD Received
		\$ 1,104.69	\$ 27.33	\$ 10.56	\$ 99.61
SCC:	9200				
019-9200	RICHLAND COUNTY FOUNDATION GRANT PLAYGROUND	\$ 0.00	\$ 0.00	\$ 0.00	\$ 0.00
		\$ 0.00	\$ 0.00	\$ 0.00	\$ 0.00
SCC:	9218				
019-9218	RICH CO FOUND-WRITE STUFF STEAM KIT	0.00	0.00	0.00	0.00
		\$ 0.00	\$ 0.00	\$ 0.00	\$ 0.00
SCC:	9221				
019-9221	RICH CO FOUND-SCIENCE DISCOVERY BINS	0.00	0.00	0.00	0.00
		\$ 0.00	\$ 0.00	\$ 0.00	\$ 0.00
SCC:	9222				
019-9222	RICH CO FOUND-ONE BIG HAPPY FAMILY	0.00	0.00	0.00	0.00
		\$ 0.00	\$ 0.00	\$ 0.00	\$ 0.00
SCC:	9224				
019-9224	RICH CO FOUND-STEM SNAP CIRCUITS	0.00	0.00	0.00	0.00
		\$ 0.00	\$ 0.00	\$ 0.00	\$ 0.00
SCC:	9225				
019-9225	RICH CO FOUND GRANT-STEM MATERIALS SNAP CIRCUITS	485.94	485.94	0.00	485.94
		\$ 485.94	\$ 485.94	\$ 0.00	\$ 485.94
SCC:	9226				
019-9226	RICH CO FOUND GRANT-SCIENCE ENRICH FIELD TRIP	1,500.00	1,500.00	0.00	1,500.00
		\$ 1,500.00	\$ 1,500.00	\$ 0.00	\$ 1,500.00
SCC:	9301				
019-9301	RICH CO FOUND/SECO ROBOTICS GRANT (HEIMANN)	0.00	0.00	0.00	0.00
		\$ 0.00	\$ 0.00	\$ 0.00	\$ 0.00
SCC:	9302				
019-9302	RICH CO RETIRED TEACHERS ASSOC	0.00	0.00	0.00	0.00
		\$ 0.00	\$ 0.00	\$ 0.00	\$ 0.00
SCC:	9304				
019-9304	RICHLAND CO RETIRED TEACHERS - HS ENGLISH	0.00	200.00	0.00	200.00
		\$ 0.00	\$ 200.00	\$ 0.00	\$ 200.00
SCC:	9601				
022-9601	OHSAA TOURNAMENT AGENCY FUND	11,209.59	5,990.00	5,990.00	9,614.59

Reporting Period: November 2021 (FY 2022)

12/6/21 10:39 AM

As Of Period: 11/30/2021

LEXINGTON LOCAL SCHOOLS
Revenue Account Summary

Fund-SCC	Description	FYTDReceivable	FYTD Received	MTD Received	YTD Received
		\$ 11,209.59	\$ 5,990.00	\$ 5,990.00	\$ 9,614.59
SCC:	0000				
024-0000	EMPLOYEE BENEFITS FUND FOR MEDICAL/DENTAL	\$ 5,295,144.36	\$ 2,158,609.49	\$ 431,575.53	\$ 4,765,187.26
034-0000	OFCC PROJECT MAINTENANCE FUND	185,752.94	80,097.07	2,227.17	183,794.60
		\$ 5,480,897.30	\$ 2,238,706.56	\$ 433,802.70	\$ 4,948,981.86
SCC:	9101				
200-9101	HIGH SCHOOL ART CLUB	0.00	0.00	0.00	0.00
		\$ 0.00	\$ 0.00	\$ 0.00	\$ 0.00
SCC:	9102				
200-9102	HIGH SCHOOL DRAMA CLUB	1,469.00	1,090.24	790.24	2,663.24
		\$ 1,469.00	\$ 1,090.24	\$ 790.24	\$ 2,663.24
SCC:	9103				
200-9103	HIGH SCHOOL MATH CLUB	0.00	0.00	0.00	0.00
		\$ 0.00	\$ 0.00	\$ 0.00	\$ 0.00
SCC:	9104				
200-9104	HIGH SCHOOL LEADERSHIP COUNCIL	0.00	1,607.00	0.00	1,607.00
		\$ 0.00	\$ 1,607.00	\$ 0.00	\$ 1,607.00
SCC:	9105				
200-9105	HIGH SCHOOL FRENCH CLUB	30.00	0.00	0.00	0.00
		\$ 30.00	\$ 0.00	\$ 0.00	\$ 0.00
SCC:	9107				
200-9107	HIGH SCHOOL SPANISH CLUB	0.00	0.00	0.00	0.00
		\$ 0.00	\$ 0.00	\$ 0.00	\$ 0.00
SCC:	9108				
200-9108	HIGH SCHOOL LEO CLUB	0.00	148.25	100.00	148.25
		\$ 0.00	\$ 148.25	\$ 100.00	\$ 148.25
SCC:	9114				
200-9114	HIGH SCHOOL STUDENT COUNCIL FUND	973.00	758.06	0.00	1,731.06
		\$ 973.00	\$ 758.06	\$ 0.00	\$ 1,731.06
SCC:	9115				
200-9115	HIGH SCHOOL KEY CLUB	500.25	1,266.00	886.00	1,266.00
		\$ 500.25	\$ 1,266.00	\$ 886.00	\$ 1,266.00
SCC:	9116				
200-9116	HIGH SCHOOL CHESS CLUB	0.00	0.00	0.00	0.00
		\$ 0.00	\$ 0.00	\$ 0.00	\$ 0.00
SCC:	9119				
200-9119	HIGH SCHOOL YEARBOOK FUND	11,564.00	10,497.50	1,872.50	12,361.50
		\$ 11,564.00	\$ 10,497.50	\$ 1,872.50	\$ 12,361.50

Reporting Period: November 2021 (FY 2022)

12/6/21 10:39 AM

As Of Period: 11/30/2021

LEXINGTON LOCAL SCHOOLS
Revenue Account Summary

Fund-SCC	Description	FYTDReceivable	FYTD Received	MTD Received	YTD Received
SCC:	9120				
200-9120	HIGH SCHOOL JOURNALISM FUND	\$ 0.00	\$ 0.00	\$ 0.00	\$ 0.00
		\$ 0.00	\$ 0.00	\$ 0.00	\$ 0.00
SCC:	9121				
200-9121	HIGH SCHOOL NATIONAL HONOR SOCIETY	1,379.50	1,729.00	(891.00)	2,364.50
		\$ 1,379.50	\$ 1,729.00	\$ (891.00)	\$ 2,364.50
SCC:	9201				
200-9201	JUNIOR HIGH ART CLUB	178.15	0.00	0.00	0.00
		\$ 178.15	\$ 0.00	\$ 0.00	\$ 0.00
SCC:	9204				
200-9204	JUNIOR HIGH STUDENT COUNCIL FUND	0.00	765.00	765.00	765.00
		\$ 0.00	\$ 765.00	\$ 765.00	\$ 765.00
SCC:	9205				
200-9205	JUNIOR HIGH LIBRARY CLUB	0.00	0.00	0.00	0.00
		\$ 0.00	\$ 0.00	\$ 0.00	\$ 0.00
SCC:	9301				
200-9301	EASTERN ELEMENTARY STUDENT ACTIVITY FUND	639.70	0.00	0.00	639.70
		\$ 639.70	\$ 0.00	\$ 0.00	\$ 639.70
SCC:	9302				
200-9302	EASTERN ELEMENTARY ROBOTICS FUND	0.00	0.00	0.00	0.00
		\$ 0.00	\$ 0.00	\$ 0.00	\$ 0.00
SCC:	9611				
200-9611	HIGH SCHOOL INFORMED TEENS FUND	0.00	0.00	0.00	0.00
		\$ 0.00	\$ 0.00	\$ 0.00	\$ 0.00
SCC:	9612				
200-9612	JUNIOR HIGH INFORMED TEENS FUND	554.36	18.30	0.00	556.04
		\$ 554.36	\$ 18.30	\$ 0.00	\$ 556.04
SCC:	9115				
300-9115	JAZZ BAND	0.00	0.00	0.00	0.00
		\$ 0.00	\$ 0.00	\$ 0.00	\$ 0.00
SCC:	9116				
300-9116	CHOIR	0.00	0.00	0.00	0.00
		\$ 0.00	\$ 0.00	\$ 0.00	\$ 0.00
SCC:	9206				
300-9206	JUNIOR HIGH PHYS ED DEPARTMENT FUND	150.00	470.00	295.00	470.00
		\$ 150.00	\$ 470.00	\$ 295.00	\$ 470.00

Reporting Period: November 2021 (FY 2022)

12/6/21 10:39 AM

As Of Period: 11/30/2021

LEXINGTON LOCAL SCHOOLS
Revenue Account Summary

Fund-SCC	Description	FYTDReceivable	FYTD Received	MTD Received	YTD Received
SCC:	9210				
300-9210	JR HIGH INSTRUMENTAL	\$ 0.00	\$ 0.00	\$ 0.00	\$ 0.00
		\$ 0.00	\$ 0.00	\$ 0.00	\$ 0.00
SCC:	9600				
300-9600	ATHLETIC FUND	232,010.00	136,832.91	10,717.00	201,976.93
		\$ 232,010.00	\$ 136,832.91	\$ 10,717.00	\$ 201,976.93
SCC:	9601				
300-9601	ATHLETIC CAPITAL FUND	25,000.00	28,500.00	0.00	53,500.00
		\$ 25,000.00	\$ 28,500.00	\$ 0.00	\$ 53,500.00
SCC:	9602				
300-9602	ORCHESTRA	0.00	0.00	0.00	0.00
		\$ 0.00	\$ 0.00	\$ 0.00	\$ 0.00
SCC:	9603				
300-9603	ELEMENTARY MUSIC	0.00	0.00	0.00	0.00
		\$ 0.00	\$ 0.00	\$ 0.00	\$ 0.00
SCC:	9605				
300-9605	BAND	0.00	0.00	0.00	0.00
		\$ 0.00	\$ 0.00	\$ 0.00	\$ 0.00
SCC:	9022				
451-9022	DATA COMMUNICATION FUND	9,000.00	4,500.00	4,500.00	4,500.00
		\$ 9,000.00	\$ 4,500.00	\$ 4,500.00	\$ 4,500.00
SCC:	0000				
467-0000	STUDENT WELLNESS AND SUCCESS FUND	410,490.45	0.00	0.00	289,826.45
		\$ 410,490.45	\$ 0.00	\$ 0.00	\$ 289,826.45
SCC:	9022				
507-9022	ESSER ARP FUNDING	2,014,488.04	199,644.83	0.00	199,644.83
		\$ 2,014,488.04	\$ 199,644.83	\$ 0.00	\$ 199,644.83
SCC:	9921				
507-9921	ESSER II FUNDING	186,028.26	89,538.79	0.00	802,449.15
		\$ 186,028.26	\$ 89,538.79	\$ 0.00	\$ 802,449.15
SCC:	9021				
516-9021	IDEA-B SPECIAL EDUCATION FY21	113,210.51	46,686.68	0.00	328,341.82
		\$ 113,210.51	\$ 46,686.68	\$ 0.00	\$ 328,341.82
SCC:	9022				
516-9022	IDEA-B SPECIAL EDUCATION FY22	675,511.47	143,801.48	47,266.81	143,801.48
		\$ 675,511.47	\$ 143,801.48	\$ 47,266.81	\$ 143,801.48
SCC:	9922				
516-9922	IDEA PART B GRANTS	0.00	0.00	0.00	0.00
		\$ 0.00	\$ 0.00	\$ 0.00	\$ 0.00
SCC:	9021				

Reporting Period: November 2021 (FY 2022)

12/6/21 10:39 AM

As Of Period: 11/30/2021

LEXINGTON LOCAL SCHOOLS
Revenue Account Summary

Fund-SCC	Description	FYTDReceivable	FYTD Received	MTD Received	YTD Received
572-9021	TITLE I FY21	\$ 16,496.04	\$ 14,806.46	\$ 0.00	\$ 188,743.16
		\$ 16,496.04	\$ 14,806.46	\$ 0.00	\$ 188,743.16
SCC:	9022				
572-9022	TITLE I FY22	267,309.17	59,050.99	2,201.23	59,050.99
584-9022	TITLE IV FY22	29,064.89	19,744.37	0.00	19,744.37
587-9022	EARLY CHILDHOOD SPECIAL EDUCATION IDEA FY22	12,213.91	3,608.60	2,380.82	3,608.60
590-9022	TITLE II-A IMPROVING TEACHER QUALITY FY22	55,303.27	16,631.69	782.42	16,631.69
		\$ 363,891.24	\$ 99,035.65	\$ 5,364.47	\$ 99,035.65
SCC:	9921				
599-9921	RICHLAND COUNTY MOBILE HOT SPOT GRANT	0.00	0.00	0.00	0.00
		\$ 0.00	\$ 0.00	\$ 0.00	\$ 0.00
Grand Total		\$ 43,534,408.84	\$ 18,288,312.79	\$ 2,145,658.98	\$ 39,017,174.91

Reporting Period: November 2021 (FY 2022)

12/6/21 10:43 AM

As Of Period: 11/30/2021

LEXINGTON LOCAL SCHOOLS Appropriation Summary Report

Fund-SCC	Description	FYTD Appropriated	Prior Year Encumbrance	FYTD Expendable	FYTD Expended	MTD Expended	Encumbrance	Future Encumbrance	FYTD Unencumbered	Percent Expended/Encumbered
001-0000	GENERAL FUND	\$ 24,909,333.12	\$ 423,314.61	\$ 25,332,647.73	\$ 9,750,659.05	\$ 2,013,202.15	\$ 1,887,024.95	\$ 9,731.43	\$ 13,694,963.73	45.94 %
001-9412	GENERAL BUDGET RESERVE SET-ASIDE-1%/BWC	0.00	0.00	0.00	0.00	0.00	0.00	0.00	0.00	0.00
002-0000	BOND RETIREMENT FUND	3,664,681.26	0.00	3,664,681.26	2,694,074.94	0.00	935,828.13	0.00	34,778.19	99.05
003-0000	PERMANENT IMPROVEMENT FUND	1,121,842.84	82,944.21	1,204,787.05	193,414.15	6,480.00	70,176.78	700,000.00	941,196.12	21.88
004-0000	LFI BUILDING FUND	3,306,424.81	7,821,444.81	11,127,869.62	4,078,886.92	743,489.05	3,792,557.89	0.00	3,256,424.81	70.74
006-0000	FOOD SERVICE FUND	712,348.66	6,872.37	719,221.03	324,626.80	82,183.75	130,051.16	215.22	264,543.07	63.22
007-9100	LEXINGTON MINUTEMEN ACADEMIC SCHOLARSHIP FUND	15,000.00	3,500.00	18,500.00	0.00	0.00	3,550.00	0.00	14,950.00	19.19
007-9800	TERRY McCAMMON SCHOLARSHIP FUND	0.00	0.00	0.00	22,101.59	0.00	0.00	0.00	(22,101.59)	0.00
010-0000	CLASSROOM FACILITIES CONSTRUCTION FUND	1,733,446.03	35,629,274.28	37,362,720.31	11,855,737.70	2,000,000.00	27,180,706.17	0.00	(1,673,723.56)	104.48
018-9100	HIGH SCHOOL PRINCIPAL'S FUND	5,523.51	323.31	5,846.82	1,171.49	316.04	1,427.12	0.00	3,248.21	44.44
018-9101	HIGH SCHOOL FLOWER FUND	209.00	0.00	209.00	82.00	0.00	60.00	0.00	67.00	67.94
018-9200	JUNIOR HIGH PRINCIPAL'S FUND	142.45	5,880.00	6,022.45	7.83	0.00	6,207.67	0.00	(193.05)	103.21
018-9300	EASTERN PRINCIPAL'S FUND	3,088.80	386.00	3,474.80	663.19	0.00	832.20	0.00	1,979.41	43.04
018-9301	EASTERN ELEMENTARY BOOKFAIR/BOXTOP S FUND	6,612.15	0.00	6,612.15	2,668.70	2,396.73	0.00	0.00	3,943.45	40.36
018-9302	EASTERN ELEMENTARY MATH	1,036.52	0.00	1,036.52	0.00	0.00	0.00	0.00	1,036.52	0.00
018-9303	EASTERN RUN CLUB	1,286.73	0.00	1,286.73	1,191.87	986.00	204.86	0.00	(110.00)	108.55
018-9400	CENTRAL PRINCIPAL'S FUND	7,500.00	81.83	7,581.83	766.51	766.51	823.93	0.00	5,991.39	20.98
018-9401	CENTRAL ELEMENTARY BOOKFAIR FUND	5,129.31	0.00	5,129.31	27.43	27.43	472.57	0.00	4,629.31	9.75
018-9402	CENTRAL	1,500.00	0.00	1,500.00	0.00	0.00	0.00	0.00	1,500.00	0.00

Reporting Period: November 2021 (FY 2022)

12/6/21 10:43 AM

As Of Period: 11/30/2021

LEXINGTON LOCAL SCHOOLS Appropriation Summary Report

Fund-SCC	Description	FYTD Appropriated	Prior Year Encumbrance	FYTD Expendable	FYTD Expended	MTD Expended	Encumbrance	Future Encumbrance	FYTD Unencumbered	Percent Expended/Encumbered
018-9500	ELEMENTARY ART WESTERN PRINCIPAL'S FUND	\$ 9,566.98	\$ 1,527.99	\$ 11,094.97	\$ 2,445.00	\$ 202.66	\$ 11.65	\$ 0.00	\$ 8,638.32	22.14 %
018-9501	WESTERN ELEMENTARY BOOKFAIR/BOXTOPS FUND	6,500.00	0.00	6,500.00	0.00	0.00	8.52	0.00	6,491.48	0.13
018-9503	WESTERN ELEMENTARY ART	1,986.42	0.00	1,986.42	0.00	0.00	0.00	0.00	1,986.42	0.00
018-9901	JUNIOR HIGH TEACHER ADVISORY FUND	109.25	0.00	109.25	0.00	0.00	0.00	0.00	109.25	0.00
019-9001	ACADEMIC BOOSTERS GRANTS	769.07	0.00	769.07	0.00	0.00	0.00	0.00	769.07	0.00
019-9121	CENTRAL ELEMENTARY PTO GRANTS	2,306.26	0.00	2,306.26	0.00	0.00	0.00	0.00	2,306.26	0.00
019-9122	EASTERN ELEMENTARY PTO GRANTS	2,401.33	0.00	2,401.33	0.00	0.00	0.00	0.00	2,401.33	0.00
019-9123	WESTERN ELEMENTARY PTO GRANTS	3,139.13	0.00	3,139.13	0.00	0.00	0.00	0.00	3,139.13	0.00
019-9200	RICHLAND COUNTY FOUNDATION GRANT PLAYGROUND	200.00	0.00	200.00	0.00	0.00	0.00	0.00	200.00	0.00
019-9218	RICH CO FOUND-WRITE STUFF STEAM KIT	52.93	0.00	52.93	52.93	0.00	0.00	0.00	0.00	100.00
019-9221	RICH CO FOUND-SCIENCE DISCOVERY BINS	0.95	0.00	0.95	0.95	0.00	0.00	0.00	0.00	100.00
019-9222	RICH CO FOUND-ONE BIG HAPPY FAMILY	2.41	0.00	2.41	2.41	0.00	0.00	0.00	0.00	100.00
019-9224	RICH CO FOUND-STEM SNAP CIRCUITS	66.36	0.00	66.36	66.36	0.00	0.00	0.00	0.00	100.00
019-9225	RICH CO FOUND GRANT-STEM MATERIALS SNAP CIRCUITS	485.94	0.00	485.94	486.04	0.00	0.00	0.00	(0.10)	100.02
019-9226	RICH CO FOUND GRANT-SCIENCE ENRICH FIELD TRIP	1,500.00	0.00	1,500.00	0.00	0.00	0.00	0.00	1,500.00	0.00
019-9301	RICH CO FOUND/SECO	31.72	0.00	31.72	0.00	0.00	0.00	0.00	31.72	0.00

Reporting Period: November 2021 (FY 2022)

12/6/21 10:43 AM

As Of Period: 11/30/2021

LEXINGTON LOCAL SCHOOLS Appropriation Summary Report

Fund-SCC	Description	FYTD Appropriated	Prior Year Encumbrance	FYTD Expendable	FYTD Expended	MTD Expended	Encumbrance	Future Encumbrance	FYTD Unencumbered	Percent Expended/Encumbered
019-9302	ROBOTICS GRANT (HEIMANN) RICH CO RETIRED TEACHERS ASSOC	\$ 150.00	\$ 0.00	\$ 150.00	\$ 0.00	\$ 0.00	\$ 0.00	\$ 0.00	\$ 150.00	0.00 %
019-9304	RICHLAND CO RETIRED TEACHERS - HS ENGLISH	0.00	0.00	0.00	0.00	0.00	0.00	0.00	0.00	0.00
022-9601	OHSAA TOURNAMENT AGENCY FUND	11,209.59	0.00	11,209.59	1,113.63	853.95	13,071.05	0.00	(2,975.09)	126.54
024-0000	EMPLOYEE BENEFITS FUND FOR MEDICAL/DENTAL	5,446,545.00	252,504.20	5,699,049.20	2,326,651.19	725,300.94	48,944.90	0.00	3,323,453.11	41.68
034-0000	OFCC PROJECT MAINTENANCE FUND	5,000.00	0.00	5,000.00	1,259.95	0.00	0.00	0.00	3,740.05	25.20
200-9101	HIGH SCHOOL ART CLUB	372.46	0.00	372.46	0.00	0.00	0.00	0.00	372.46	0.00
200-9102	HIGH SCHOOL DRAMA CLUB	20,000.00	510.00	20,510.00	3,439.22	0.00	510.00	0.00	16,560.78	19.26
200-9103	HIGH SCHOOL MATH CLUB	52.70	0.00	52.70	0.00	0.00	0.00	0.00	52.70	0.00
200-9104	HIGH SCHOOL LEADERSHIP COUNCIL	697.11	0.00	697.11	1,225.00	0.00	0.00	0.00	(527.89)	175.73
200-9105	HIGH SCHOOL FRENCH CLUB	379.75	0.00	379.75	0.00	0.00	0.00	0.00	379.75	0.00
200-9107	HIGH SCHOOL SPANISH CLUB	568.50	0.00	568.50	0.00	0.00	0.00	0.00	568.50	0.00
200-9108	HIGH SCHOOL LEO CLUB	1,000.00	0.00	1,000.00	0.00	0.00	850.00	0.00	150.00	85.00
200-9114	HIGH SCHOOL STUDENT COUNCIL FUND	2,500.00	0.00	2,500.00	525.05	184.95	1,000.00	0.00	974.95	61.00
200-9115	HIGH SCHOOL KEY CLUB	1,000.00	0.00	1,000.00	0.00	0.00	0.00	0.00	1,000.00	0.00
200-9116	HIGH SCHOOL CHESS CLUB	321.00	0.00	321.00	0.00	0.00	0.00	0.00	321.00	0.00
200-9119	HIGH SCHOOL YEARBOOK FUND	20,000.00	13,273.53	33,273.53	5,972.55	0.00	22,300.98	0.00	5,000.00	84.97
200-9120	HIGH SCHOOL JOURNALISM FUND	250.00	0.00	250.00	0.00	0.00	0.00	0.00	250.00	0.00
200-9121	HIGH SCHOOL NATIONAL HONOR SOCIETY	1,328.65	0.00	1,328.65	2,282.09	1,844.00	431.91	0.00	(1,385.35)	204.27
200-9201	JUNIOR HIGH ART	485.00	200.25	685.25	200.25	0.00	0.00	0.00	485.00	29.22

Reporting Period: November 2021 (FY 2022)

12/6/21 10:43 AM

As Of Period: 11/30/2021

LEXINGTON LOCAL SCHOOLS Appropriation Summary Report

Fund-SCC	Description	FYTD Appropriated	Prior Year Encumbrance	FYTD Expendable	FYTD Expended	MTD Expended	Encumbrance	Future Encumbrance	FYTD Unencumbered	Percent Expended/Encumbered
200-9204	CLUB JUNIOR HIGH STUDENT COUNCIL FUND	\$ 1,500.00	\$ 0.00	\$ 1,500.00	\$ 420.69	\$ 220.69	\$ 0.00	\$ 0.00	\$ 1,079.31	28.05 %
200-9205	JUNIOR HIGH LIBRARY CLUB	77.65	0.00	77.65	0.00	0.00	0.00	0.00	77.65	0.00
200-9301	EASTERN ELEMENTARY STUDENT ACTIVITY FUND	1,762.93	0.00	1,762.93	0.00	0.00	0.00	0.00	1,762.93	0.00
200-9302	EASTERN ELEMENTARY ROBOTICS FUND	575.16	0.00	575.16	0.00	0.00	0.00	0.00	575.16	0.00
200-9611	HIGH SCHOOL INFORMED TEENS FUND	903.63	0.00	903.63	0.00	0.00	0.00	0.00	903.63	0.00
200-9612	JUNIOR HIGH INFORMED TEENS FUND	1,375.08	0.00	1,375.08	0.00	0.00	0.00	0.00	1,375.08	0.00
300-9115	JAZZ BAND	757.61	755.00	1,512.61	0.00	0.00	755.00	0.00	757.61	49.91
300-9116	CHOIR	1,284.95	0.00	1,284.95	0.00	0.00	0.00	0.00	1,284.95	0.00
300-9206	JUNIOR HIGH PHYS ED DEPARTMENT FUND	3,000.00	0.00	3,000.00	446.61	273.33	843.36	0.00	1,710.03	43.00
300-9210	JR HIGH INSTRUMENTAL	41.03	0.00	41.03	0.00	0.00	0.00	0.00	41.03	0.00
300-9600	ATHLETIC FUND	232,010.00	1,783.24	233,793.24	99,778.48	18,103.91	49,028.62	0.00	84,986.14	63.65
300-9601	ATHLETIC CAPITAL FUND	45,000.00	0.00	45,000.00	34,250.00	34,250.00	9,000.00	0.00	1,750.00	96.11
300-9602	ORCHESTRA	63.22	0.00	63.22	0.00	0.00	0.00	0.00	63.22	0.00
300-9603	ELEMENTARY MUSIC	1,572.09	0.00	1,572.09	0.00	0.00	0.00	0.00	1,572.09	0.00
300-9605	BAND	232.95	0.00	232.95	0.00	0.00	0.00	0.00	232.95	0.00
451-9022	DATA COMMUNICATION FUND	9,000.00	0.00	9,000.00	9,000.00	0.00	0.00	0.00	0.00	100.00
467-0000	STUDENT WELLNESS AND SUCCESS FUND	411,376.97	27,112.82	438,489.79	57,776.88	(35,813.49)	0.00	0.00	380,712.91	13.18
507-9022	ESSER ARP FUNDING	2,014,488.04	0.00	2,014,488.04	270,933.73	51,510.27	142,429.25	640.69	1,601,125.06	20.52
507-9921	ESSER II FUNDING	183,432.26	2,596.00	186,028.26	100,187.12	10,454.35	14,323.02	0.00	71,518.12	61.56
516-9021	IDEA-B SPECIAL EDUCATION FY21	3,500.00	77,470.19	80,970.19	10,946.36	0.00	77,470.19	0.00	(7,446.36)	109.20
516-9022	IDEA-B SPECIAL EDUCATION FY22	672,011.47	0.00	672,011.47	167,925.21	56,437.40	333,233.41	0.00	170,852.85	74.58
516-9922	IDEA PART B	0.00	0.00	0.00	38,110.80	17,934.16	54,677.26	0.00	(92,788.06)	0.00

Reporting Period: November 2021 (FY 2022)

12/6/21 10:43 AM

As Of Period: 11/30/2021

LEXINGTON LOCAL SCHOOLS
Appropriation Summary Report

Fund-SCC	Description	FYTD Appropriated	Prior Year Encumbrance	FYTD Expendable	FYTD Expended	MTD Expended	Encumbrance	Future Encumbrance	FYTD Unencumbered	Percent Expended/Encumbered
	GRANTS									
572-9021	TITLE I FY21	\$ 0.00	\$ 2,217.72	\$ 2,217.72	\$ 528.14	\$ 0.00	\$ 2,267.72	\$ 0.00	\$ (578.14)	126.07 %
572-9022	TITLE I FY22	267,309.17	0.00	267,309.17	81,298.01	22,321.45	584.04	0.00	185,427.12	30.63
584-9022	TITLE IV FY22	29,064.89	0.00	29,064.89	19,744.37	0.00	250.00	0.00	9,070.52	68.79
587-9022	EARLY CHILDHOOD SPECIAL EDUCATION IDEA FY22	12,213.91	0.00	12,213.91	4,013.59	2,569.49	8,969.45	0.00	(769.13)	106.30
590-9022	TITLE II-A IMPROVING TEACHER QUALITY FY22	55,303.27	0.00	55,303.27	24,859.05	8,227.36	0.00	0.00	30,444.22	44.95
599-9921	RICHLAND COUNTY MOBILE HOT SPOT GRANT	0.00	600.00	600.00	614.96	0.00	600.00	0.00	(614.96)	202.49
Grand Total		\$ 44,983,939.98	\$ 44,354,572.36	\$ 89,338,512.34	\$ 32,192,636.79	\$ 5,764,723.08	\$ 34,791,483.76	\$ 710,587.34	\$ 22,354,391.79	