

LEXINGTON LOCAL SCHOOLS



FINANCIAL REPORT
FOR THE PERIOD ENDING
NOVEMBER 30, 2020

PREPARED BY
JASON WHITESEL, TREASURER

DATE: 12/04/2020
TIME: 12:31

LEXINGTON LOCAL SCHOOLS
CASH RECONCILIATION AS OF 11/30/2020

PAGE: 1
(USAEMSED)

	SUB-TOTALS	TOTALS
	-----	-----
Gross Depository Balances:		
RICHLAND BANK MMA 5719	\$ 4,640,461.01	
RICHLAND BANK SWEEP ACCT 3520	791,474.83	
RICHLAND BANK GENERAL ACCT 0580	300,024.00	
RICHLAND BANK ANTHEM SWEEP 3523	958,469.89	
RICHLAND BANK EE BENEFITS 3180	333.00	
RICHLAND BANK PAYROLL ACCT 9780	14,071.68	
RICHLAND BANK ATHLETIC ACCT 3280	5,255.00	

Total Depository Balances (Gross)		\$ 6,710,089.41
Adjustments to Bank Balance:		
Cash in Transit to Bank	\$ 1,800.00	
Outstanding Checks	187,502.91-	
Adjustments	878.68-	
Municipal Income Tax -\$878.68		

Total Adjustments to Bank Balance		186,581.59-
Investments:		
Treasury Bonds and Notes	\$ 38,191,467.35	
Certificate of Deposits	5,671,000.00	
Other Securities	10,778,640.60	
Other Investments:		
Richland Bank MMA (5750)	241,724.96	
RICHLAND BANK MMA (R252)	3,933,971.19	
Richland Bank MMA/Sav (R252)	248,000.00	

Total Investments		59,064,804.10
Cash on Hand:		
Petty Cash:		
TREASURER'S OFFICE	\$ 100.00	
HIGH SCHOOL	50.00	
JUNIOR HIGH SCHOOL	50.00	
EASTERN, CENTRAL, WESTERN	100.00	
Change Cash:		
ATHLETIC CHANGE	\$ 3,000.00	
CAFETERIA CHANGE	333.00	
JUNIOR HIGH SCHOOL	100.00	
Cash with Fiscal Agent	0.00	

Total Cash on Hand		3,733.00

Total Balances		\$ 65,592,044.92
		=====
Total Fund Balance		\$ 65,592,044.92
		=====
Depository Clearance Accounts:		

Total Clearance Account Balances		\$ 0.00

Jason D. Whitehead

November 01, 2020 through November 30, 2020

Account Name : Lexington Local SD Managing Agency

Account No : 5750

Summary Of Investment Holdings

Quantity	Description			Unit Value	Market Value	Tax Cost	Estimated Ann Inc	Yield To Mkt
Money Markets - Taxable								
241,724.96	Northern Instl Government Select Portfolio			1.0000	241,724.96	241,724.96	48.34	0.02%
Totals					241,724.96	241,724.96	48.34	0.02%
Marketable CDs								
200,000	Goldman Sachs Bank USA	1.850%	02/17/2021	100.3946	200,789.20	200,000.00	3,700.00	1.84%
200,000	MB Financial Bank NA	1.400%	03/30/2021	100.3630	200,726.00	200,000.00	2,800.00	1.39%
100,000	BankVista	1.400%	04/06/2021	100.4716	100,471.60	100,000.00	1,400.00	1.39%
200,000	Bank of Santa Clarita CA	1.400%	04/15/2021	100.5052	201,010.40	200,000.00	2,800.00	1.39%
200,000	Stearns Bank NA	1.950%	09/29/2021	101.5665	203,133.00	200,000.00	3,900.00	1.92%
200,000	Citibank NA	3.150%	10/26/2021	102.8013	205,602.60	200,000.00	6,300.00	3.06%
200,000	BMW Bank North America	3.050%	12/28/2021	103.2062	206,412.40	200,000.00	6,100.00	2.96%
100,000	Medallion Bank UT	3.050%	01/10/2022	103.3019	103,301.90	100,000.00	3,050.00	2.95%
150,000	TIAA FSB	2.850%	02/22/2022	103.4034	155,105.10	150,000.00	4,275.00	2.76%
200,000	Bridgewater Bank Bloom MN	1.900%	02/28/2022	102.2663	204,532.60	200,000.00	3,800.00	1.86%
200,000	Continental Bank UT	1.900%	06/22/2022	102.7849	205,569.80	200,000.00	3,800.00	1.85%
200,000	American Express Centurion	2.400%	09/12/2022	103.8057	207,611.40	200,000.00	4,800.00	2.31%
200,000	Discover Bank	2.250%	09/27/2022	103.8332	207,666.40	200,000.00	4,500.00	2.17%
200,000	Sallie Mae Bank SLC UT	2.500%	12/13/2022	104.7465	209,493.00	200,000.00	5,000.00	2.39%
25,000	State Bank of India NY	3.000%	03/06/2023	106.3992	26,599.80	25,000.00	750.00	2.82%
200,000	Comenity Capital Bank	2.700%	04/17/2023	106.0023	212,004.60	200,000.00	5,400.00	2.55%
150,000	Merrick Bank	2.050%	07/12/2023	104.8824	157,323.60	150,000.00	3,075.00	1.95%
100,000	Border State Bank	1.100%	03/27/2024	102.9194	102,919.40	100,000.00	1,100.00	1.07%
248,000	Live Oak Banking Company	1.250%	09/13/2024	103.7293	257,248.66	248,000.00	3,100.00	1.21%
Totals					3,367,521.46	3,273,000.00	69,650.00	2.07%

November 01, 2020 through November 30, 2020

Account Name : Lexington Local SD Managing Agency

Account No : 5750

Summary Of Investment Holdings

Quantity	Description		Unit Value	Market Value	Tax Cost	Estimated Ann Inc	Yield To Mkt
<u>U.S. Treasury Bills</u>							
200,000	US Treasury Bill	02/25/2021	99.9791	199,958.20	199,878.67	263.94	0.13%
	United States Treas Bills Dt 022720-022521	Dtd 02/27/20 Mat 02/25/21					
Totals				199,958.20	199,878.67	263.94	0.13%
<u>Commercial Paper - Corporate</u>							
250,000	Lloyds Bk Corporate Mkts Com	02/09/2021	99.8350	249,587.46	249,709.72	549.73	0.22%
Totals				249,587.46	249,709.72	549.73	0.22%
<u>U.S. Govt Agy-Exempt State</u>							
325,000	FFCB	0.300%	04/27/2022	100.1662	325,540.21	325,721.51	975.00 0.30%
250,000	FFCB	0.220%	09/08/2023	99.9913	249,978.13	249,862.50	550.00 0.22%
	Dtd 09/08/20						
150,000	FFCB	1.690%	02/12/2024	100.2632	150,394.75	150,000.00	2,535.00 1.69%
200,000	FFCB	0.430%	10/15/2024	99.7804	199,560.70	200,000.00	860.00 0.43%
200,000	FHLB	0.720%	12/30/2024	100.0004	200,000.75	200,000.00	1,440.00 0.72%
Totals				1,125,474.64	1,125,584.01	6,360.00	0.57%
<u>U.S. Govt Agy-Non-Ex St-Int Only</u>							
250,000	FHLMC	0.4000%	10/23/23	0.400%	10/23/2023	100.1550	250,387.38 250,000.00 1,000.00 0.40%
Totals				250,387.38	250,000.00	1,000.00	0.40%
Grand Total				5,434,654.00	5,339,897.36	77,872.01	1.43%

Gain or Loss amounts and transactions, as shown, may not reflect the amount to be used for income tax purposes.

November 01, 2020 through November 30, 2020

Account Name : Lexington Local SD Bond Acct Man Agcy

Account No : R252

Summary Of Investment Holdings

Quantity	Description			Unit Value	Market Value	Tax Cost	Estimated Ann Inc	Yield To Mkt
<u>Money Markets - Taxable</u>								
3,933,971.19	Northern Instl Government Select Portfolio			1.0000	3,933,971.19	3,933,971.19	786.79	0.02%
<i>Totals</i>					3,933,971.19	3,933,971.19	786.79	0.02%
<u>Money Markets/Savings - Taxable</u>								
248,000	Park National Bank FDIC Account P250			1.0000	248,000.00	248,000.00	49.60	0.02%
<i>Totals</i>					248,000.00	248,000.00	49.60	0.02%
<u>Marketable CDs</u>								
238,000	New York Community Bank	1.650%	12/10/2020	100.0448	238,106.62	238,000.00	3,927.00	1.65%
240,000	Bank OZK	1.650%	01/04/2021	100.1521	240,365.04	240,000.00	3,960.00	1.65%
240,000	Bank of India NY	1.650%	01/27/2021	100.2578	240,618.72	240,000.00	3,960.00	1.65%
240,000	ESSA Bank & Trust PA	1.600%	01/28/2021	100.2540	240,609.60	240,000.00	3,840.00	1.60%
240,000	Morgan Stanley PVT Bank	1.700%	01/29/2021	100.2749	240,659.76	240,000.00	4,080.00	1.70%
240,000	TBK Bank SSB	1.650%	01/29/2021	100.2665	240,639.60	240,000.00	3,960.00	1.65%
240,000	First Foundation Bank	1.600%	02/04/2021	100.2839	240,681.36	240,000.00	3,840.00	1.60%
240,000	Hardin County Bank	1.600%	02/05/2021	100.2798	240,671.52	240,000.00	3,840.00	1.60%
240,000	Haven Savings Bank	1.600%	02/12/2021	100.3183	240,763.92	240,000.00	3,840.00	1.59%
240,000	Ally Bank Midvale UT	1.000%	04/23/2021	100.3788	240,909.12	240,000.00	2,400.00	1.00%
<i>Totals</i>					2,404,025.26	2,398,000.00	37,647.00	1.57%
<u>U.S. Treasury Bills</u>								
10,000,000	US Treasury Bill	0.105%	02/04/2021	99.9842	9,998,420.00	9,994,691.70	17,397.25	0.17%
	United States Treas Bills Dt 080620-020421 Dtd 08/06/20 Mat 02/04/21							
10,000,000	US Treasury Bill		10/07/2021	99.9107	9,991,070.00	9,987,361.10	10,990.18	0.11%
<i>Totals</i>					19,989,490.00	19,982,052.80	28,387.43	0.14%
<u>Corporate Bonds</u>								
5,000,000	US Treasury Bills		05/13/2021	99.9597	4,997,985.00	4,997,219.45	0.00	0.00%

Port Sum and Holdings - INDUST9

Page 3

November 01, 2020 through November 30, 2020

Account Name : Lexington Local SD Bond Acct Man Agcy

Account No : R252

Summary Of Investment Holdings

Quantity	Description			Unit Value	Market Value	Tax Cost	Estimated Ann Inc To Mkt	Yield	
10,000,000	US Treasury Bill	0.140%	08/12/2021	99.9380	9,993,800.00	9,985,844.40	0.00	0.00%	
	United States Treas Bills Dt 081320-081221 Dtd 08/13/20 Mat 08/12/21								
<i>Totals</i>					14,991,785.00	14,983,063.85	0.00	0.00%	
<u>Commercial Paper - Corporate</u>									
2,800,000	China Cons Bank Corp Com'l P	0.510%	12/30/2020	99.7422	2,792,780.68	2,792,780.66	14,279.99	0.51%	
2,500,000	Agricultural Bk China		03/23/2021	99.9032	2,497,580.55	2,497,580.55	6,500.00	0.26%	
2,750,000	Lloyds Bk Corp Mkts Plc Com'		06/25/2021	99.8665	2,746,327.98	2,746,327.99	5,225.00	0.19%	
	Lloyds Bk Corporate Mkts Plc 0								
2,500,000	Banco De Credito E Com'l Pap		08/02/2021	99.4690	2,486,726.00	2,492,241.68	11,736.50	0.47%	
<i>Totals</i>					10,523,415.21	10,528,930.88	37,741.49	0.36%	
<u>U.S. Govt Agv-Exempt State</u>									
1,250,000	FHLB	.1	0.125%	10/15/2021	100.0326	1,250,407.04	1,562.50	0.12%	
400,000	FFCB		0.300%	04/27/2022	100.1662	400,664.87	400,888.02	1,200.00	0.30%
<i>Totals</i>					1,651,071.91	1,650,888.02	2,762.50	0.17%	
<i>Grand Total</i>					53,741,758.57	53,724,906.74	107,374.81	0.20%	

Gain or Loss amounts and transactions, as shown, may not reflect the amount to be used for income tax purposes.

LEXINGTON LOCAL SCHOOLS
INVESTMENT REPORT FOR THE MONTH ENDING
NOVEMBER 30, 2020

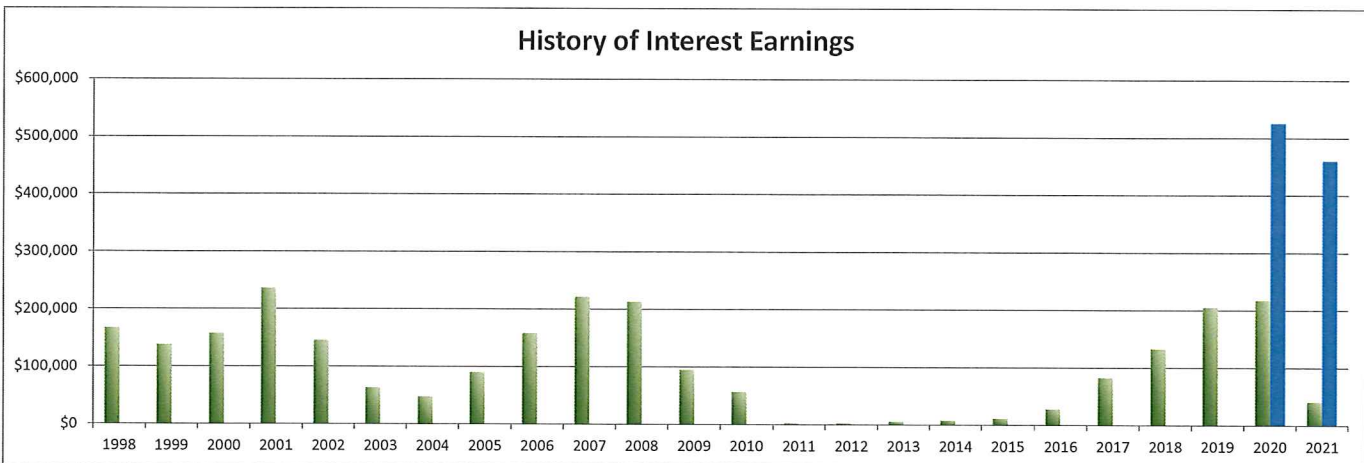
INTEREST EARNED:	THIS MONTH	FISCAL YEAR TO DATE
Richland Bank, General Sweep	\$25.30	\$641.16
Richland Bank, General MMA	\$392.19	\$2,857.92
Richland Bank, Anthem Sweep	\$20.65	\$265.81
Star Ohio	\$0.00	\$0.00
CDs, Bonds, and other investments	\$2,660.54	\$37,512.19
TOTAL INTEREST RECEIVED	\$3,098.68	\$41,277.08

INTEREST EARNED (LEX BOND ACCT)	THIS MONTH	FISCAL YEAR TO DATE
Richland Bank, General Sweep	\$0.00	\$0.00
Richland Bank, General MMA	\$0.00	\$0.00
Richland Bank, Anthem Sweep	\$0.00	\$0.00
Star Ohio	\$0.00	\$0.00
CDs, Bonds, and other investments	\$3,827.63	\$460,992.87
TOTAL INTEREST RECEIVED	\$3,827.63	\$460,992.87

History of Interest Earnings	Fiscal Year	Interest Earnings
	1998	\$ 167,057.52
	1999	\$ 138,113.69
	2000	\$ 157,991.72
	2001	\$ 236,839.79
	2002	\$ 146,052.34
	2003	\$ 63,712.36
	2004	\$ 47,970.95
	2005	\$ 90,719.94
	2006	\$ 158,724.51
	2007	\$ 221,998.86
	2008	\$ 213,660.34
	2009	\$ 95,639.63
	2010	\$ 56,860.22
	2011	\$ 3,001.78
	2012	\$ 3,090.00
	2013	\$ 5,758.97
	2014	\$ 8,349.92
	2015	\$ 11,765.22
	2016	\$ 28,300.22
	2017	\$ 83,194.26
	2018	\$ 133,582.49
	2019	\$ 205,588.68
	2020	\$ 218,228.66
FISCAL Year To Date	2021	\$41,277.08

Lex Bond Acct Interest Earnings	Fiscal Year	Interest Earnings
	2020	\$526,044.24
FISCAL Year To Date	2021	\$460,992.87

Total Interest Earnings 1998 to Present	\$ 2,537,479.15
--	------------------------



FINANCIAL SUMMARY REPORT
 Processing Month: November 2020
 LEXINGTON LOCAL SCHOOLS

Fnd	Sec	Description	Beginning Balance	MTD Revenues	FYTD Revenues	MTD Expenditures	FYTD Expenditures	Current Available Balance
001	0000	GENERAL FUND	9,139,919.40	987,743.00	10,698,825.41	2,065,582.84	10,179,645.26	9,659,099.55
001	9412	GENERAL BUDGET RESERVE SE	87,928.97	.00	.00	.00	.00	87,928.97
002	0000	BOND RETIREMENT FUND	3,451,178.58	.00	1,411,334.42	.00	4,008,017.18	854,495.82
003	0000	PERMANENT IMPROVEMENT FUN	148,007.09	33.23	330,497.85	64,619.37	390,348.48	88,156.46
004	0000	LFI BUILDING FUND	10,873,689.78	748.38	90,598.99	244,993.46	459,997.46	10,504,291.31
006	0000	FOOD SERVICE FUND	3,725.01	2,323.36	72,763.38	75,995.13	297,831.31	221,342.92
007	9100	LEXINGTON MINUTEMEN ACADE	131,732.05	2,686.62	5,699.31	.00	2,000.00	135,431.36
007	9800	TERRY McCAMMON SCHOLARSHI	13,463.82	153.19	189.57	.00	.00	13,653.39
010	0000	CLASSROOM FACILITIES CONS	44,475,799.61	3,079.25	370,393.88	769,977.89	1,625,578.06	43,220,615.43
018	9100	HIGH SCHOOL PRINCIPAL'S F	704.30	854.30	2,191.64	124.49	844.24	2,051.70
018	9101	HIGH SCHOOL FLOWER FUND	59.00	.00	.00	.00	.00	59.00
018	9200	JUNIOR HIGH PRINCIPAL'S F	6,192.67	.00	5.00	140.00	140.00	6,057.67
018	9300	EASTERN PRINCIPAL'S PUND	1,327.88	.00	1,000.01	538.27	1,296.20	1,031.69
018	9301	EASTERN ELEMENTARY BOOKFA	3,897.27	.00	.00	.00	.00	3,897.27
018	9302	EASTERN ELEMENTARY MATH	1,036.52	.00	.00	.00	.00	1,036.52
018	9303	EASTERN RUN CLUB	521.83	.00	790.00	.00	815.10	496.73
018	9400	CENTRAL PRINCIPAL'S FUND	9,360.43	364.00	747.82	208.00	1,336.35	8,771.90
018	9401	CENTRAL ELEMENTARY BOOKFA	4,952.39	.00	47.00	.00	394.85	4,604.54
018	9402	CENTRAL ELEMENTARY ART	1,941.37	.00	.00	.00	.00	1,941.37
018	9500	WESTERN PRINCIPAL'S FUND	17,504.29	100.00	1,850.18	110.00	176.98	19,177.49
018	9501	WESTERN ELEMENTARY BOOKFA	2,694.58	.00	1,140.00	.00	.00	3,834.58
018	9503	WESTERN ELEMENTARY ART	1,986.42	.00	.00	.00	.00	1,986.42
018	9901	JUNIOR HIGH TEACHER ADVIS	109.25	.00	.00	.00	.00	109.25
019	9001	ACADEMIC BOOSTERS GRANTS	769.07	.00	.00	.00	.00	769.07
019	9121	CENTRAL ELEMENTARY PTO GR	1,649.90	9.69	1,027.21	156.43	498.89	2,178.22
019	9122	EASTERN ELEMENTARY PTO GR	1,301.33	9.69	1,027.19	.00	.00	2,328.52
019	9123	WESTERN ELEMENTARY PTO GR	2,039.13	9.69	1,027.19	.00	.00	3,066.32
019	9200	RICHLAND COUNTY FOUNDATIO	200.00	.00	.00	.00	.00	200.00
019	9218	RICH CO FOUND-WRITE STUFF	52.93	.00	.00	.00	.00	52.93
019	9221	RICH CO FOUND-SCIENCE DIS	.95	.00	.00	.00	.00	.95
019	9222	RICH CO FOUND-ONE BIG HAP	.00	.00	688.74	.00	.00	688.74
019	9223	RICH CO FOUND-MAKER MAVEN	.00	.00	1,250.00	1,250.00	1,250.00	.00
019	9224	RICH CO FOUND-STEM SNAP C	.00	.00	1,478.21	.00	1,411.85	66.36
019	9301	RICH CO FOUND/SECO ROBOTI	31.72	.00	.00	.00	.00	31.72
019	9302	RICH CO RETIRED TEACHERS	150.00	.00	.00	.00	.00	150.00
022	9601	OHSAA TOURNAMENT AGENCY F	.00	3,060.00	3,185.00	2,230.72	2,355.72	829.28
024	0000	EMPLOYEE BENEFITS FUND FO	1,175,867.00	446,882.48	2,240,219.06	454,564.22	2,457,283.17	958,802.89
034	0000	OFCC PROJECT MAINTENANCE	100,349.93	.00	82,054.39	.00	1,310.36	181,093.96
200	9101	HIGH SCHOOL ART CLUB	372.46	.00	.00	.00	.00	372.46
200	9102	HIGH SCHOOL DRAMA CLUB	23,990.34	.00	104.00	.00	.00	23,886.34
200	9103	HIGH SCHOOL MATH CLUB	52.70	.00	.00	.00	.00	52.70
200	9104	HIGH SCHOOL LEADERSHIP CO	697.11	.00	.00	.00	.00	697.11
200	9105	HIGH SCHOOL FRENCH CLUB	334.75	30.00	30.00	.00	.00	364.75
200	9107	HIGH SCHOOL SPANISH CLUB	568.50	.00	.00	.00	.00	568.50
200	9108	HIGH SCHOOL LEO CLUB	2,168.50	.00	.00	.00	.00	2,168.50
200	9114	HIGH SCHOOL STUDENT COUNC	2,286.95	.00	.00	.00	.00	2,286.95

FINANCIAL SUMMARY REPORT
Processing Month: November 2020
LEXINGTON LOCAL SCHOOLS

End	Sc	Description	Beginning Balance	MTD Revenues	FYTD Revenues	MTD Expenditures	FYTD Expenditures	Current Available Balance
200	9115	HIGH SCHOOL KEY CLUB	1,605.60	.00	500.25	.00	.00	2,105.85
200	9116	HIGH SCHOOL CHESS CLUB	321.00	.00	.00	.00	.00	321.00
200	9119	HIGH SCHOOL YEARBOOK FUND	44,489.20	1,680.00	8,080.00	.00	1,167.74	51,401.46
200	9120	HIGH SCHOOL JOURNALISM FU	505.44	.00	.00	.00	.00	505.44
200	9121	HIGH SCHOOL NATIONAL HONO	200.98	576.00	744.00	.00	964.05	19.07-
200	9201	JUNIOR HIGH ART CLUB	541.33	.00	178.15	.00	.00	719.48
200	9204	JUNIOR HIGH STUDENT COUNC	1,890.27	.00	.00	.00	.00	1,890.27
200	9205	JUNIOR HIGH LIBRARY CLUB	77.65	.00	.00	.00	.00	77.65
200	9301	EASTERN ELEMENTARY STUDEN	1,214.93	.00	.00	.00	.00	1,214.93
200	9302	EASTERN ELEMENTARY ROBOTI	575.16	.00	.00	.00	.00	575.16
200	9611	HIGH SCHOOL INFORMED TEEN	903.63	.00	.00	.00	.00	903.63
200	9612	JUNIOR HIGH INFORMED TEEN	544.18	.00	16.62	.00	.00	560.80
300	9115	JAZZ BAND	1,512.61	.00	.00	.00	.00	1,512.61
300	9116	CHOIR	1,284.95	.00	.00	.00	.00	1,284.95
300	9206	JUNIOR HIGH PHYS ED DEPAR	3,458.59	.00	.00	.00	139.00	3,319.59
300	9210	JR HIGH INSTRUMENTAL	41.03	.00	.00	.00	.00	41.03
300	9600	ATHLETIC FUND	4,900.51	1,265.00	69,784.00	5,391.48	80,309.74	5,625.23-
300	9601	ATHLETIC CAPITAL FUND	52,000.00	.00	.00	.00	.00	52,000.00
300	9602	ORCHESTRA	63.22	.00	.00	.00	.00	63.22
300	9603	ELEMENTARY MUSIC	1,572.09	.00	.00	.00	.00	1,572.09
300	9605	BAND	232.95	.00	.00	.00	.00	232.95
451	9021	Network Connectivity FY 2	.00	.00	4,500.00	.00	.00	4,500.00
467	0000	STUDENT WELLNESS AND SUCC	20,850.80	.00	120,664.00	65,731.52	149,154.71	7,639.91-
499	9121	SCHOOL BUS PURCHASE PROGR	.00	42,925.71	42,925.71	42,925.71	42,925.71	.00
507	9021	ESSER FUNDING FY21	213,871.66-	.00	221,917.59	.00	8,045.93	.00
510	9021	CRF FUNDING FY21	.00	.00	25,963.14	.00	118,824.75	92,861.61-
516	9020	IDEA-B SPECIAL EDUCATION	26,833.11-	.00	34,158.24	.00	7,325.13	.00
516	9021	IDEA-B SPECIAL EDUCATION	.00	53,960.75	131,933.96	60,233.44	143,810.23	11,876.27-
572	9020	TITLE I FY20	24,246.86-	1.99-	34,683.37	2.27-	10,436.23	.28
572	9021	TITLE I FY21	.00	23,207.81	76,674.42	23,040.11	78,980.84	2,306.42-
587	9020	EARLY CHILDHOOD SPECIAL E	3,304.44-	.00	3,304.44	.00	.00	.00
587	9021	EARLY CHILDHOOD SPECIAL E	.00	946.21	3,127.01	1,358.45	3,539.25	412.24-
590	9021	TITLE II-A IMPROVING TEAC	.00	7,929.30	22,906.47	7,893.82	23,681.46	774.99-
599	9021	TITLE IV FY21	.00	34.95	20,034.95	34.95	20,034.95	.00
599	9921	RICHLAND COUNTY MOBILE HO	.00	20,800.00	20,800.00	10,083.50	10,083.50	10,716.50
Grand Total All Funds			69,561,145.83	1,599,702.02	16162,853.77	3,897,181.53	20131,954.68	65592,044.92
Total Invested Funds			.00					

FORM SM-2

DATE: 12/04/2020
TIME: 11:45:43

OHIO DEPARTMENT OF EDUCATION - OFFICE OF SCHOOL MANAGEMENT ASSISTANCE
ANNUAL SPENDING PLAN (CURRENT OPERATION - GENERAL FUND ONLY - O.R.C. 5705.391)

PAGE: 1

SCHOOL DISTRICT: LEXINGTON LOCAL SCHOOLS

IRN # 049437

COUNTY: RICHLAND

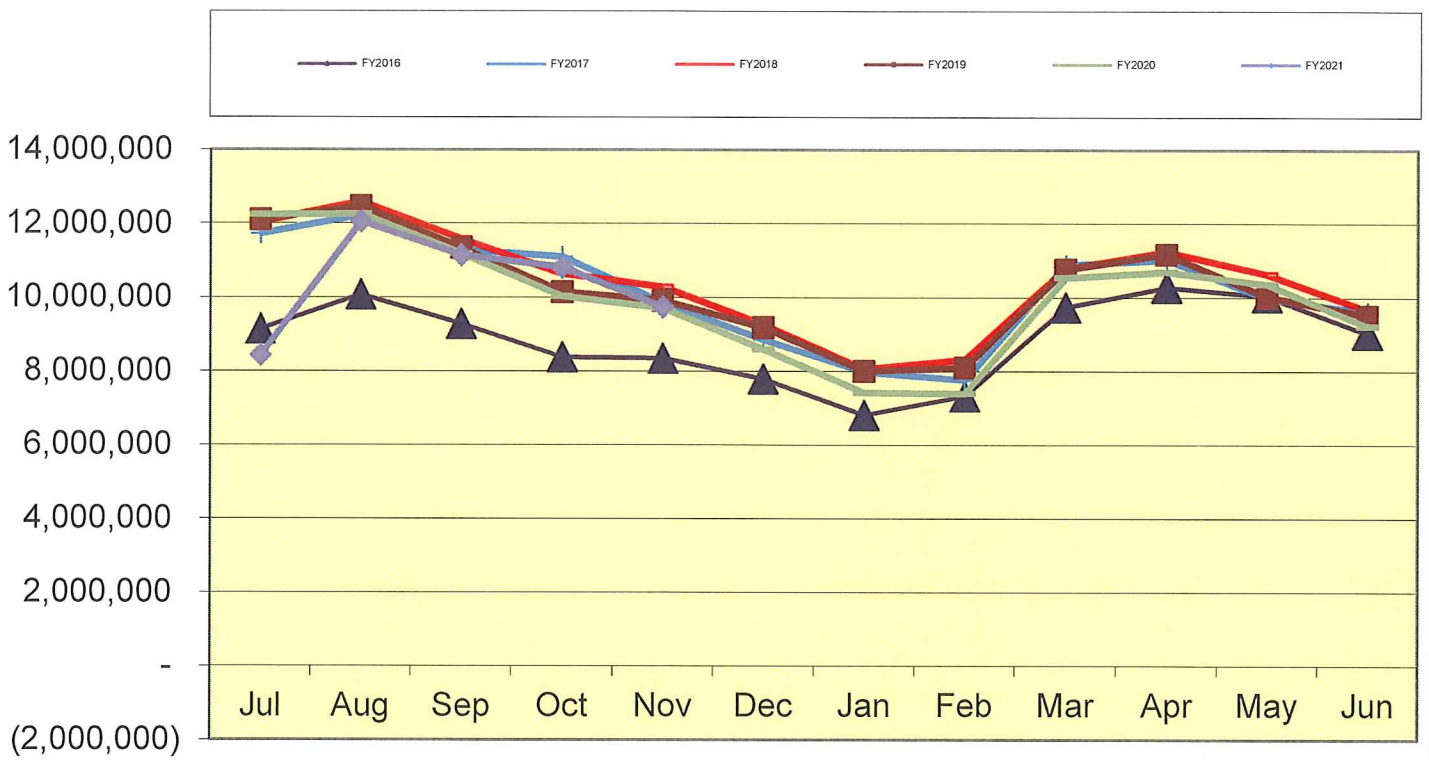
FISCAL YEAR: 2021 MONTH: 11

	MONTHLY ESTIMATE	MONTHLY ACTUAL	MONTHLY DIFFERENCE	FISCAL YTD ESTIMATE	FISCAL YTD ACTUAL	FISCAL YTD DIFFERENCE
REVENUES						
01.010 General Property (Real Estate)	0	0	0	4,756,720	4,756,720	0
01.020 Tangible Personal Property Tax	0	0	0	443,419	443,419	0
01.030 Income Tax	0	0	0	0	0	0
01.035 Unrestricted Grants-in-Aid	836,577	890,966	54,389	4,242,795	4,297,184	54,389
01.040 Restricted Grants-in-Aid	6,200	6,203	3	31,012	31,015	3
01.045 Restricted Grants-in-Aid - SFSF	0	0	0	0	0	0
01.050 Property Tax Allocation	0	637	637	850,490	851,127	637
01.060 All Other Operating Revenue	25,000	13,085	11,915-	220,146	208,231	11,915-
01.070 Total Revenue	867,777	910,891	43,114	10,544,582	10,587,696	43,114
OTHER FINANCING SOURCES						
02.010 Proceeds from Sale of Notes	0	0	0	0	0	0
02.020 State Emergency Loans & Advancements (Approved)	0	0	0	0	0	0
02.040 Operating Transfers-In	0	0	0	0	0	0
02.050 Advances-In	0	0	0	0	0	0
02.060 All Other Financing Sources	4,000	76,851	72,851	38,278	111,129	72,851
02.070 Total Other Financing Sources	4,000	76,851	72,851	38,278	111,129	72,851
02.080 Total Revenues and Other Financing Sources	871,777	987,742	115,965	10,582,860	10,698,825	115,965
EXPENDITURES						
03.010 Personal Services	1,125,000	1,098,846	26,154-	5,357,311	5,331,157	26,154-
03.020 Employees' Retirement/Insurance Benefits	580,000	596,010	16,010	2,878,081	2,894,091	16,010
03.030 Purchased Services	335,000	302,277	32,723-	1,498,056	1,465,333	32,723-
03.040 Supplies and Materials	75,581	68,329	7,252-	351,643	344,391	7,252-
03.050 Capital Outlay	13,000	0	13,000-	39,564	26,564	13,000-
03.060 Intergovernmental	0	0	0	0	0	0
04.010 Debt Service: All Principal (Historical)	0	0	0	0	0	0
04.020 Debt Service: Principal - Notes	0	0	0	0	0	0
04.030 Debt Service: Principal - State Loans	0	0	0	0	0	0
04.040 Debt Service: Principal - State Advancements	0	0	0	0	0	0
04.050 Debt Service: Principal - HB 264 Loans	0	0	0	0	0	0
04.055 Debt Service: Principal - Other	0	0	0	0	0	0
04.060 Debt Service: Interest and Fiscal Charges	0	0	0	0	0	0
04.300 Other Objects	7,000	120	6,880-	124,986	118,106	6,880-
04.500 Total Expenditures	2,135,581	2,065,582	69,999-	10,249,641	10,179,642	69,999-
OTHER FINANCING USES						
05.010 Operating Transfers - Out	0	0	0	0	0	0
05.020 Advances - Out	0	0	0	0	0	0
05.030 All Other Financing Uses	0	0	0	0	0	0
05.040 Total Other Financing Uses	0	0	0	0	0	0
05.050 Total Expenditure and Other Financing Uses	2,135,581	2,065,582	69,999-	10,249,641	10,179,642	69,999-
06.010 Excess Rev & Oth Financing Sources over(under) Exp &	1,263,804-	1,077,840-	185,964	333,219	519,183	185,964
07.010 Beginning Cash Balance	10,824,871	10,824,871	0	9,227,848	9,227,848	0
07.020 Ending Cash Balance	9,561,067	9,747,031	185,964	9,561,067	9,747,031	185,964
08.010 Outstanding Encumbrances	1,600,000	1,578,600	21,400-	1,600,000	1,578,600	21,400-

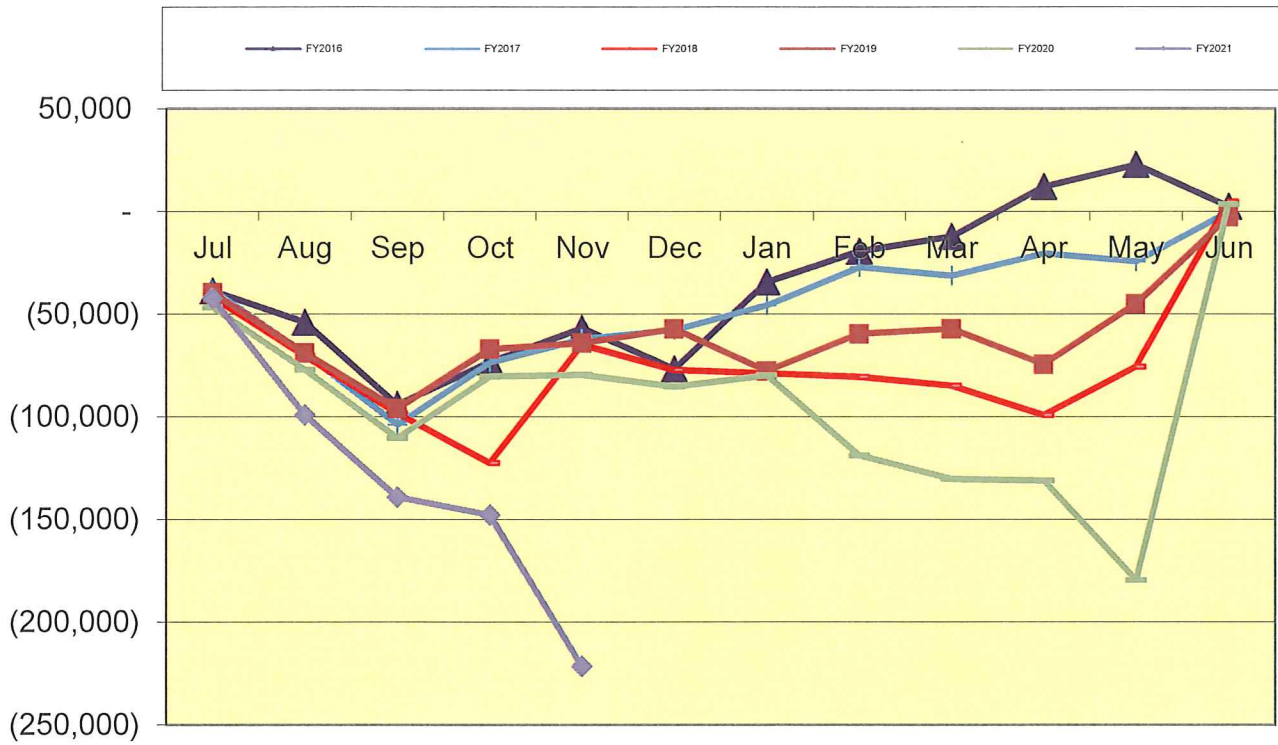
**LEXINGTON LOCAL SCHOOL DISTRICT
GENERAL FUND ONLY 2020-2021
SUMMARY OF RECEIPTS AND EXPENDITURES - FIVE YEAR FORECAST FORMAT**

LINE 7.010	BEGINNING CASH BALANCE		\$ 9,227,848		
	11/30/2020	FISCAL	FISCAL	VARIANCE	PERCENT
		YEAR TO DATE	YEAR TO DATE	Estimate vs.	of
		Estimate	Actual	Actual	VARIANCE
REVENUES					
LINE 1.010	Real Estate Tax	\$ 4,756,720	\$ 4,756,720	\$0	0.00%
LINE 1.020	Personal Property Tax	\$ 443,419	\$ 443,419	\$0	0.00%
LINE 1.030	Income Tax	\$ -	\$ -	\$0	
LINE 1.035	State Funding	\$ 4,242,795	\$ 4,297,184	\$54,389	1.28%
LINE 1.040	Career Tech / Economic Disadv.	\$ 31,012	\$ 31,015	\$3	0.01%
LINE 1.050	Property Tax Allocation	\$ 850,490	\$ 851,127	\$637	0.07%
LINE 1.060	Other Operating Revenue	\$ 220,146	\$ 208,231	(\$11,915)	-5.41%
LINE 1.070	TOTAL REVENUE	\$ 10,544,582	\$ 10,587,696	\$43,114	0.41%
			\$ -		
LINE 2.01	Proceeds from Notes	\$ -	\$ -	\$0	
LINE 2.04	Transfers In	\$ -	\$ -	\$0	
LINE 2.050	Advances In	\$ -	\$ -	\$0	#DIV/0!
LINE 2.060	Other Financing Sources	\$ 38,278	\$ 111,129	\$72,851	190.32%
LINE 2.070	TOTAL OTHER SOURCES	\$ 38,278	\$ 111,129	\$72,851	190.32%
LINE 2.080	TOTAL REVENUES & Sources	\$ 10,582,860	\$ 10,698,825	\$115,965	1.10%
EXPENSES					
LINE 3.010	Salaries	\$ 5,357,311	\$ 5,331,157	\$26,154	0.49%
LINE 3.020	Retirement and Benefits	\$ 2,878,081	\$ 2,894,091	(\$16,010)	-0.56%
LINE 3.030	Purchased Services	\$ 1,498,056	\$ 1,465,333	\$32,723	2.18%
LINE 3.040	Supplies and Materials	\$ 351,643	\$ 344,391	\$7,252	2.06%
LINE 3.050	Capital Outlay and Equipment	\$ 39,564	\$ 26,564	\$13,000	32.86%
LINE 3.06	INTERGOVERNMENTAL	\$ -	\$ -	\$0	
LINE 4.020	DEBT SERVICE - Notes	\$ -	\$ -	\$0	
LINE 4.060	DEBT SERVICE - Interest charges	\$ -	\$ -	\$0	
LINE 4.300	Other Objects	\$ 124,986	\$ 118,106	\$6,880	5.50%
LINE 4.500	TOTAL EXPENDITURES	\$ 10,249,641	\$ 10,179,642	\$69,999	0.68%
			\$ -		
LINE 5.00	TRANSFERS OUT	\$ -	\$ -	\$0	
LINE 5.02	ADVANCES OUT	\$ -	\$ -	\$0	
LINE 5.03	ALL OTHER USES	\$ -	\$ -	\$0	
LINE 5.040	TOTAL OTHER USES	\$ -	\$ -	\$0	
LINE 5.050	TOTAL EXPENDITURES & USES	\$ 10,249,641	\$ 10,179,642	\$69,999	0.68%
		Estimate	Actual	Variance	
LINE 6.010	REVENUES OVER EXPENSES	\$ 333,219	\$ 519,183	\$185,964	
LINE 7.020	ENDING CASH BALANCE	\$ 9,561,067	\$ 9,747,031	\$185,964	
	Less Reserves	\$ (87,929)	\$ (87,929)	\$ -	
LINE 8.010	Less Outstanding Encumbrances	\$ (1,600,000)	\$ (1,578,600)	\$ 21,400	-1.34%
LINE 15.010	Unreserved Fund Balance	\$ 7,873,138	\$ 8,080,502	\$207,364	2.63%
		Estimate	Actual	Benchmark Yr. End	
	Salaries/Benefits as % of Revenue	78.1%	77.7%	80.1% or below	
	True Days Cash - Calendar Days on which can operate	118	121	90 or above optimal	

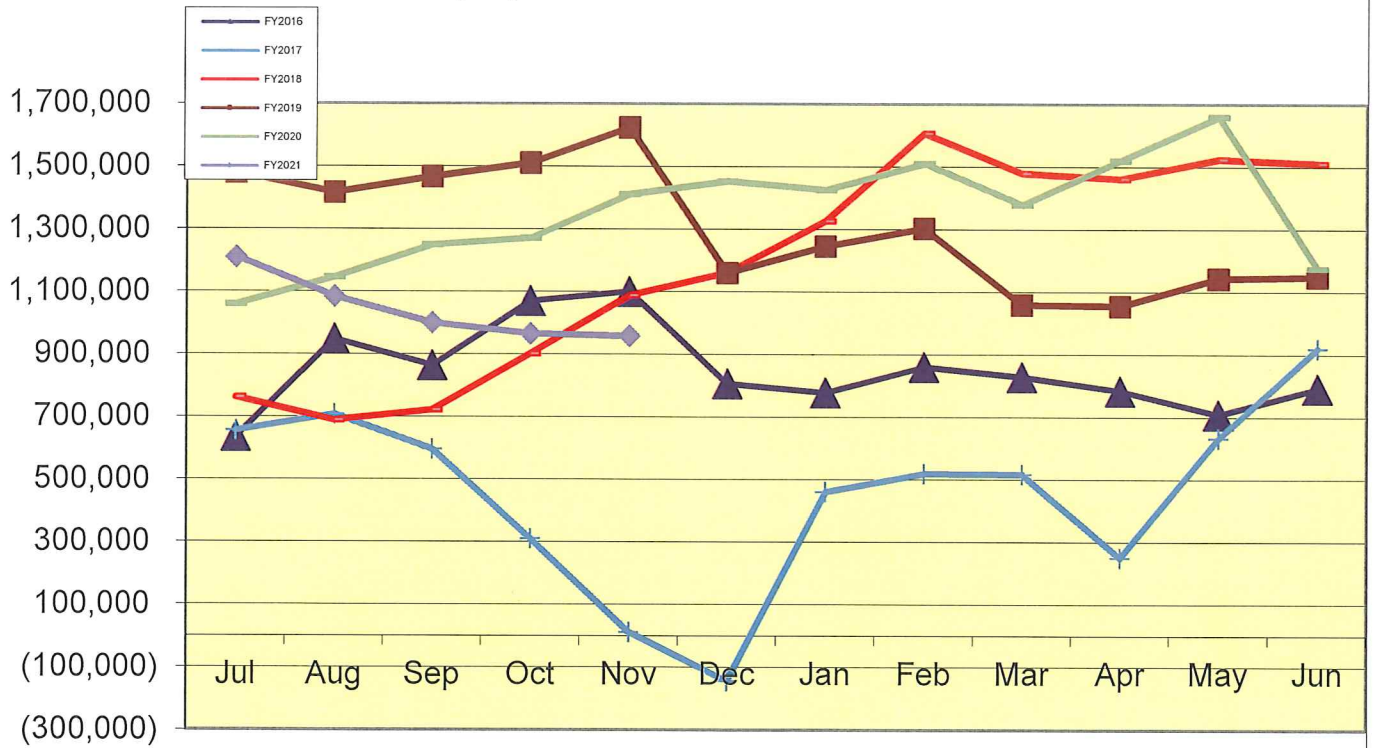
Lexington Local Schools General Fund Cash Balance



Lexington Local Schools Food Service Fund Cash Balance



Lexington Local Schools Employee Benefits Fund Cash Balance



Lexington Local Schools

Permanent Improvement Fund 11/30/2020

	Budgeted Amount	Actual Fiscal Year Expended	Current Encumbrances	Expenses / Encumbrances Over/Under Estimate	Remaining Estimated PI Project Costs
Instruction and Administration					
Western Elementary Equipment/Materials	\$ 8,765.81	\$ 8,700.20	\$ 28.68	\$36.93	\$36.93
Central Elementary Equipment/Materials	\$ 2,190.60	\$ 370.69	\$ 446.70	\$1,373.21	\$1,373.21
Eastern Elementary Equipment/Materials	\$ 159.08	\$ 159.08	\$ -	\$0.00	\$0.00
Eastern Vocab Power Plus	\$ 2,424.93	\$ -	\$ -	\$2,424.93	\$2,424.93
Central PE Equipment	\$ 1,000.00	\$ -	\$ -	\$1,000.00	\$1,000.00
Central Tables	\$ 356.36	\$ -	\$ -	\$356.36	\$356.36
Western Office Chair	\$ 204.60	\$ 204.60	\$ -	\$0.00	\$0.00
Western Teacher Chair	\$ 223.94	\$ 211.86	\$ -	\$12.08	\$12.08
Office Furniture	\$ 1,614.00	\$ 1,614.00	\$ -	\$0.00	\$0.00
Central Shelving	\$ 604.58	\$ 577.84	\$ -	\$26.74	\$26.74
Central Desk Open Front	\$ 344.92	\$ 344.92	\$ -	\$0.00	\$0.00
Central Classroom Chair	\$ 708.00	\$ -	\$ 708.00	\$0.00	\$0.00
Western Portable Screenflex Partition	\$ 1,706.99	\$ -	\$ 1,706.99	\$0.00	\$0.00
Maintenance					
New Road Salt Storage	\$ 14,000.00	\$ 9,221.02	\$ 4,778.98	\$0.00	\$0.00
Elementary A/C	\$ 19,795.88	\$ 19,795.88	\$ -	\$0.00	\$0.00
Maintenance Sanitizer Sprayers	\$ 6,039.30	\$ 1,917.91	\$ 1,600.00	\$2,521.39	\$2,521.39
Electrostatic Sanitizer Sprayers	\$ 1,600.00	\$ 1,600.00	\$ -	\$0.00	\$0.00
HS Fencing	\$ 7,740.00	\$ 7,740.00	\$ -	\$0.00	\$0.00
Transportation					
New bus	\$ 50,923.29	\$ 46,923.29	\$ -	\$4,000.00	\$4,000.00
Electrostatic Sanitizer Sprayers	\$ 1,600.00	\$ -	\$ 1,600.00	\$0.00	\$0.00
Bus Fuel Tank	\$ 9,048.00	\$ 9,048.00	\$ -	\$0.00	\$0.00
New Portable Radios	\$ 1,632.00	\$ -	\$ 1,632.00	\$0.00	\$0.00
Technology					
Computers, servers, tech equip., etc.	\$ 350,000.00	\$ 262,727.92	\$ 5,306.02	\$81,966.06	\$81,966.06
Food Service					
Food Service Equipment	\$ 3,880.00	\$ 3,920.00	\$ -	(\$40.00)	\$0.00
Athletics and Student Activities					
HS Athletics Equipment	\$ 10,000.00	\$ 10,000.00	\$ -	\$0.00	\$0.00
Fees					
Tax Collection Fees	\$ 14,500.00	\$ 5,271.27	\$ -	\$9,228.73	\$9,228.73
Totals					
	Budgeted Amount	Actual Fiscal Year Expended	Current Encumbrances	Expenses / Encumbrances Over/Under Estimate	Remaining Estimated PI Project Costs
	\$ 511,062.28	\$ 390,348.48	\$ 17,807.37	\$102,906.43	\$102,946.43
Total Budgeted					
\$ 511,062.28					
Actual Cash Balance 7/1/20					
\$ 148,007.09					
Revenues FY21 - Taxes from levy					
\$ 330,497.85					
Expenditures FY21					
\$ (390,348.48)					
Current Cash Balance					
\$88,156.46					
Current Encumbrances					
\$ (17,807.37)					
Available Balance					
\$70,349.09					
Remaining Estimated Revenues FY21 - Taxes from levy					
\$ 344,502.15					
Less: Remaining Estimated PI Project Costs					
(\$102,946.43)					
6/30/21 Estimated Carryover					
\$ 311,904.81					

Lexington Local Schools

Food Service Fund 2020-21 vs. 2019-2020 vs. 2018-2019

							Beginning Balance 7/1/20	\$ 3,725
2019-2020 Through 11/30/20								
<i>Revenues</i>	District-Wide	High School	Junior High	Eastern	Central	Western	Total	
Student Type A, Ezipay, Misc	\$ -	\$ (997)	\$ (58)	\$ 582	\$ 1,040	\$ 928	\$ 1,495	
Student Break, Milk & A La Carte	\$ -	\$ 6,986	\$ 1,659	\$ 1,630	\$ 1,144	\$ 571	\$ 11,990	
Adult & Misc revenues	\$ 3,123	\$ 1,028	\$ 351	\$ 366	\$ 236	\$ 50	\$ 5,154	
State Reimb	\$ -	\$ -	\$ -	\$ -	\$ -	\$ -	\$ -	
Federal Reimb	\$ -	\$ 17,548	\$ 8,241	\$ 11,113	\$ 9,795	\$ 7,428	\$ 54,125	
Transfer In	\$ -	\$ -	\$ -	\$ -	\$ -	\$ -	\$ -	
Total Revenues	\$ 3,123	\$ 24,565	\$ 10,193	\$ 13,691	\$ 12,215	\$ 8,977	\$ 72,764	
<i>Expenses</i>								
Wages	\$ 20,686	\$ 44,648	\$ 24,439	\$ 18,052	\$ 14,644	\$ 14,741	\$ 137,210	
Severance	\$ -	\$ -	\$ -	\$ -	\$ -	\$ -	\$ -	
Retirement	\$ 4,965	\$ 13,017	\$ 3,421	\$ 6,158	\$ 3,913	\$ 2,939	\$ 34,413	
Medical	\$ 9,006	\$ 21,908	\$ 6,899	\$ 15,010	\$ 8,452	\$ -	\$ 61,275	
Life, Dent, MC, WC	\$ 580	\$ 1,427	\$ 1,011	\$ 668	\$ 371	\$ 193	\$ 4,250	
Purch Serv, Repairs, Phone, Post:	\$ 977	\$ 430	\$ 579	\$ 1,329	\$ 320	\$ 320	\$ 3,955	
Supplies	\$ 3,309	\$ 20,440	\$ 7,763	\$ 12,628	\$ 4,778	\$ 7,810	\$ 56,728	
Food Costs	\$ -	\$ -	\$ -	\$ -	\$ -	\$ -	\$ -	
Equipment	\$ -	\$ -	\$ -	\$ -	\$ -	\$ -	\$ -	
Other Costs	\$ -	\$ -	\$ -	\$ -	\$ -	\$ -	\$ -	
Total Expenses	\$ 39,523	\$ 101,870	\$ 44,112	\$ 53,845	\$ 32,478	\$ 26,003	\$ 297,831	
Net Gain (Loss)	\$ (36,400)	\$ (77,305)	\$ (33,919)	\$ (40,154)	\$ (20,263)	\$ (17,026)	\$ (225,067)	
Ending Cash Balance 11/30/20							\$ (221,342)	

Food Service Fund 2019-20 vs. 2018-2019 vs. 2017-2018

							Beginning Balance 7/1/18	\$ (2,391)
2019-2020 Through 11/30/19								
<i>Revenues</i>	District-Wide	High School	Junior High	Eastern	Central	Western	Total	
Student Type A, Ezipay, Misc	\$ -	\$ 32,629	\$ 17,274	\$ 19,438	\$ 17,982	\$ 13,177	\$ 100,500	
Student Break, Milk & A La Carte	\$ -	\$ 15,423	\$ 4,408	\$ 4,177	\$ 2,942	\$ 2,697	\$ 29,647	
Adult & Misc revenues	\$ 2,213	\$ 2,126	\$ 511	\$ 1,099	\$ 958	\$ 829	\$ 7,736	
State Reimb	\$ -	\$ -	\$ -	\$ -	\$ -	\$ -	\$ -	
Federal Reimb	\$ -	\$ 19,665	\$ 13,878	\$ 21,645	\$ 20,978	\$ 13,425	\$ 89,591	
Transfer In	\$ -	\$ -	\$ -	\$ -	\$ -	\$ -	\$ -	
Total Revenues	\$ 2,213	\$ 69,843	\$ 36,071	\$ 46,359	\$ 42,860	\$ 30,128	\$ 227,474	
<i>Expenses</i>								
Wages	\$ 20,524	\$ 46,041	\$ 24,164	\$ 19,399	\$ 14,087	\$ 14,854	\$ 139,069	
Severance	\$ -	\$ -	\$ -	\$ -	\$ -	\$ -	\$ -	
Retirement	\$ 5,030	\$ 9,134	\$ 3,504	\$ 6,954	\$ 3,028	\$ 3,260	\$ 30,910	
Medical	\$ 12,243	\$ 18,144	\$ 6,781	\$ 14,754	\$ 5,357	\$ -	\$ 57,279	
Life, Dent, MC, WC	\$ 561	\$ 1,401	\$ 962	\$ 668	\$ 394	\$ 195	\$ 4,181	
Purch Serv, Repairs, Phone, Post:	\$ 1,032	\$ 5,628	\$ 999	\$ 594	\$ 1,046	\$ 546	\$ 9,845	
Supplies	\$ 3,433	\$ -	\$ -	\$ -	\$ -	\$ -	\$ 3,433	
Food Costs	\$ -	\$ 20,397	\$ 10,430	\$ 18,430	\$ 5,803	\$ 4,767	\$ 59,827	
Equipment	\$ -	\$ -	\$ -	\$ -	\$ -	\$ -	\$ -	
Other Costs	\$ -	\$ -	\$ -	\$ -	\$ -	\$ -	\$ -	
Total Expenses	\$ 42,823	\$ 100,745	\$ 46,840	\$ 60,799	\$ 29,715	\$ 23,622	\$ 304,544	
Net Gain (Loss)	\$ (40,610)	\$ (30,902)	\$ (10,769)	\$ (14,440)	\$ 13,145	\$ 6,506	\$ (77,070)	
Ending Cash Balance 11/30/19							\$ (79,461)	

							Beginning Balance 7/1/18	\$ 4,848
2018-2019 Through 11/30/18								
<i>Revenues</i>	District-Wide	High School	Junior High	Eastern	Central	Western	Total	
Student Type A, Ezipay, Misc	\$ -	\$ 38,122	\$ 18,169	\$ 18,287	\$ 16,163	\$ 14,349	\$ 105,090	
Student Break, Milk & A La Carte	\$ -	\$ 19,410	\$ 5,410	\$ 3,820	\$ 2,192	\$ 2,437	\$ 33,269	
Adult & Misc revenues	\$ 4,927	\$ 1,698	\$ 431	\$ 1,070	\$ 996	\$ 762	\$ 9,884	
State Reimb	\$ -	\$ -	\$ -	\$ -	\$ -	\$ -	\$ -	
Federal Reimb	\$ -	\$ 19,059	\$ 13,465	\$ 23,410	\$ 14,957	\$ 13,219	\$ 84,110	
Transfer In	\$ -	\$ -	\$ -	\$ -	\$ -	\$ -	\$ -	
Total Revenues	\$ 4,927	\$ 78,289	\$ 37,475	\$ 46,587	\$ 34,308	\$ 30,767	\$ 232,353	
<i>Expenses</i>								
Wages	\$ 20,121	\$ 47,523	\$ 23,086	\$ 15,602	\$ 13,814	\$ 14,511	\$ 134,657	
Severance	\$ -	\$ -	\$ -	\$ -	\$ -	\$ -	\$ -	
Retirement	\$ 4,829	\$ 9,758	\$ 4,909	\$ 5,732	\$ 3,482	\$ 3,060	\$ 31,770	
Medical	\$ 11,956	\$ 20,932	\$ 10,515	\$ 14,409	\$ 3,311	\$ -	\$ 61,123	
Life, Dent, MC, WC	\$ 556	\$ 1,520	\$ 921	\$ 605	\$ 421	\$ 192	\$ 4,215	
Purch Serv, Repairs, Phone, Post:	\$ 2,030	\$ 839	\$ 709	\$ 472	\$ 472	\$ 472	\$ 4,994	
Supplies	\$ 2,258	\$ 21,573	\$ 12,326	\$ 17,207	\$ 5,493	\$ 5,505	\$ 64,362	
Food Costs	\$ -	\$ -	\$ -	\$ -	\$ -	\$ -	\$ -	
Equipment	\$ -	\$ -	\$ -	\$ -	\$ -	\$ -	\$ -	
Other Costs	\$ -	\$ -	\$ -	\$ -	\$ -	\$ -	\$ -	
Total Expenses	\$ 41,750	\$ 102,145	\$ 52,466	\$ 54,027	\$ 26,993	\$ 23,740	\$ 301,121	
Net Gain (Loss)	\$ (36,823)	\$ (23,856)	\$ (14,991)	\$ (7,440)	\$ 7,315	\$ 7,027	\$ (68,768)	
Ending Cash Balance 11/30/18							\$ (63,920)	

DATE: 12/04/2020
TIME: 11:49:04

LEXINGTON LOCAL SCHOOLS
SUMMARY CHECK REGISTER - ALL CHECKS

PAGE 1
(CHECKS)

CHECK	DATE	NUMBER	VENDOR - NAME	AMOUNT	O-STS-C	REC/VD
88715	11/03/20	11513	BRIDGEWAY ACADEMY	5,550.00	W R	11/13/20
88716	11/03/20	907	CHARLES RITTER CO.	47.91	W R	11/17/20
88717	11/03/20	7573	BENSON, DENISE	275.00	W R	11/12/20
88718	11/03/20	13087	HAYES, JAMES	776.28	W R	11/09/20
88719	11/03/20	936	LEXINGTON BOARD OF ED.	78.02	W R	11/04/20
88720	11/03/20	13089	MESSAGE LOGIX INC	3,500.00	W R	11/25/20
88721	11/03/20	13590	MT VERNON NAZARENE UNIVERSIT	453.33	W R	11/20/20
88722	11/03/20	11942	NOVA LUNA EDUC & CONSULTING	1,161.00	W R	11/09/20
88723	11/03/20	10075	RENHILL GROUP, INC.	10,607.99	W R	11/09/20
88724	11/03/20	7533	SCHOOL HEALTH CORP.	7.10	W R	11/09/20
88725	11/03/20	6538	SCHOOL SPECIALTY INC.	122.23	W R	11/10/20
88726	11/03/20	955	SHELBY PRINTING, INC.	100.00	W R	11/09/20
88727	11/03/20	13446	THE ESKEN GROUP, LLC	1,530.00	W W	
88728	11/03/20	13501	THEN DESIGN ARCHITECTURE LTD	628,778.98	W R	11/10/20
88729	11/03/20	819	TRANSPORTATION ACCESSORIES C	420.00	W R	11/09/20
88730	11/03/20	7415	VERIZON WIRELESS	9,643.04	W R	11/13/20
88731	11/05/20	13575	AMAZON CAPITAL SERVICES	39.44	W R	11/10/20
88732	11/05/20	610	CULLIGAN QUALITY WATER	37.00	W R	11/10/20
88733	11/05/20	10830	JOSTEN'S	12.20	W R	11/10/20
88734	11/05/20	5906	LOWE'S HOME CENTER	50.20	W R	11/12/20
88735	11/05/20	9919	QUENCH	39.14	W R	11/13/20
88736	11/05/20	7518	SCHOLASTIC CLASSROOM MAGAZIN	177.46	W R	11/17/20
88737	11/05/20	6538	SCHOOL SPECIALTY INC.	987.57	W R	11/09/20
88738	11/05/20	472	VILLAGE OF LEXINGTON	17,861.70	W R	11/10/20
88739	11/05/20	10835	VOCABULARY SPELLINGCITY.COM	34.95	W R	11/23/20
88740	11/06/20	1034	ONTARIO ATHLETIC DEPT.	755.00	B R	11/12/20
88741	11/10/20	12066	ACE HARDWARE	8.99	W R	11/18/20
88742	11/10/20	613	NICKLES BAKERY	937.42	W R	11/17/20
88743	11/10/20	11155	ALLERTON HILL CONSULTING	12,500.00	W R	11/24/20
88744	11/10/20	13224	BADERTSCHER, AMANDA	200.00	W R	11/23/20
88745	11/10/20	13575	AMAZON CAPITAL SERVICES	47.05	W R	11/17/20
88746	11/10/20	10314	AMERICAN EXPRESS	968.77	W R	11/18/20
88747	11/10/20	13599	MCLAUGHLIN, ASHLEY N	120.00	W R	11/16/20
88748	11/10/20	12180	BLUESKY DESIGNS	198.00	W R	11/24/20
88749	11/10/20	13062	CAROTHERS PEST CONTROL LLC	190.00	W R	11/18/20
88750	11/10/20	13459	GLENNON, CHRISTOPHER	125.00	W R	11/16/20
88751	11/10/20	9752	COLE DISTRIBUTING	6,718.23	W R	11/17/20
88752	11/10/20	11205	COLUMBUS KENWORTH, INC	1,201.46	W R	11/20/20
88753	11/10/20	10733	SPELLING OUT DYSLEXIA	300.00	W R	11/17/20
88754	11/10/20	5843	GRAINGER	25.18	W R	11/17/20
88755	11/10/20	13569	HILLYARD, INC	4,916.04	W R	11/19/20
88756	11/10/20	1555	J & B ACCOUSTICAL	127.38	W R	11/16/20
88757	11/10/20	13087	HAYES, JAMES	776.28	W R	11/16/20
88758	11/10/20	11426	WYANT, JANELLE	30.00	W W	
88759	11/10/20	13474	MANSFIELD FREIGHTLINER, INC	59.96	W R	11/19/20
88760	11/10/20	10810	MENARDS	352.65	W R	11/20/20
88761	11/10/20	8174	KATHREIN, MICHAEL	50.00	W R	11/16/20
88762	11/10/20	8414	MID-OHIO AUTO REPAIR	34.95	W R	11/23/20
88763	11/10/20	10101	ACORN DISTRIBUTORS, INC.	500.81	W R	11/16/20
88764	11/10/20	911	OHIO SCHOOL BD. ASSOC.	21.95	W R	11/27/20
88765	11/10/20	11438	THEM, PETER	128.47	W W	
88766	11/10/20	13290	RIVER EDUCATION SERVICES INC	6,210.00	W R	11/19/20
88767	11/10/20	6538	SCHOOL SPECIALTY INC.	249.67	W R	11/17/20
88768	11/10/20	7041	SHRED-IT	1,199.12	W R	11/16/20
88769	11/10/20	10297	SIESEL DISTRIBUTING, LLC	1,394.64	W R	11/18/20
88770	11/10/20	11797	SMITHFOODS, INC	4,723.17	W R	11/17/20

DATE: 12/04/2020
TIME: 11:49:04

LEXINGTON LOCAL SCHOOLS
SUMMARY CHECK REGISTER - ALL CHECKS

PAGE 2
(CHECKS)

CHECK	DATE	NUMBER	VENDOR - NAME	AMOUNT	O-STS-C	REC/VD
88771	11/10/20	13591	STOODT'S FRESH MARKET	47.56	W R	11/18/20
88772	11/10/20	11017	TEAM SPORTS, INC	375.00	W R	11/19/20
88773	11/10/20	9906	TREASURER, STATE OF OHIO	8,101.60	W R	11/17/20
88774	11/11/20	13433	33 FOREVER, INC	1,027.00	B B	
88775	11/13/20	13575	AMAZON CAPITAL SERVICES	1,009.76	W R	11/23/20
88776	11/13/20	12180	BLUESKY DESIGNS	113.00	W R	11/30/28
88777	11/13/20	6228	WELSH, BRENDA K	62.70	W W	
88778	11/13/20	11513	BRIDGEWAY ACADEMY	890.00	W R	11/20/20
88779	11/13/20	10587	ACCESSIBILITY SOLUTIONS LLC	765.00	W R	11/24/20
88780	11/13/20	6515	CARDINAL BUS SALES & SERVICE	89,969.54	W R	11/17/20
88781	11/13/20	7886	CDW-G	9,956.08	W R	11/24/20
88782	11/13/20	907	CHARLES RITTER CO.	69.85	W R	11/18/20
88783	11/13/20	11515	COWLES, CINDY	1,358.92	W W	
88784	11/13/20	11000	CLARY BUSINESS MACHINES CO	1,930.00	W R	11/25/20
88785	11/13/20	11043	CUMMINS BRIDGEWAY, LLC	1,520.00	W R	11/20/20
88786	11/13/20	13137	EJ THERAPY INC	54,718.75	W R	11/20/20
88787	11/13/20	13026	SMITH, GREG	49.52	W W	
88788	11/13/20	13087	HAYES, JAMES	582.21	W R	11/19/20
88789	11/13/20	13282	EICHORN, JEFF	50.57	W W	
88790	11/13/20	2609	LAKESHORE LEARNING MATERIALS	14.24	W R	11/23/20
88791	11/13/20	9378	SPYDER SIGNS AND GRAPHICS	110.00	W W	
88792	11/13/20	11246	THE CENTER FOR INDIVIDUAL &	135.00	W R	11/20/20
88793	11/13/20	819	TRANSPORTATION ACCESSORIES C	143.44	W R	11/19/20
88794	11/13/20	8892	TRUCK SALES & SERVICE, INC.	2,173.77	W R	11/19/20
88795	11/13/20	13295	WASHINGTON AUTO PARTS	1,134.37	W R	11/20/20
88796	11/16/20	13600	WINKLER, MICHAEL & AMANDA	30.00	B R	11/23/20
88797	11/18/20	10296	ADVANCED KEY & LOCK SHOP	202.94	W R	11/24/20
88798	11/18/20	13224	BADERTSCHER, AMANDA	50.00	W R	11/30/28
88799	11/18/20	13575	AMAZON CAPITAL SERVICES	717.45	W R	11/24/20
88800	11/18/20	13599	MCLAUGHLIN, ASHLEY N	80.00	W R	11/23/20
88801	11/18/20	13043	BALLIETT, CAROLEE	185.00	W W	
88802	11/18/20	907	CHARLES RITTER CO.	145.63	W R	11/23/20
88803	11/18/20	13452	WHITE, CHISTAN	80.00	W W	
88804	11/18/20	13459	GLENNON, CHRISTOPHER	375.00	W R	11/24/20
88805	11/18/20	9752	COLE DISTRIBUTING	3,095.24	W R	11/24/20
88806	11/18/20	10733	SPELLING OUT DYSLEXIA	300.00	W R	11/25/20
88807	11/18/20	13099	FEUCHT, STEVEN G	470.00	W R	11/27/20
88808	11/18/20	6950	GILBARCO INC.	150.00	W R	11/24/20
88809	11/18/20	13482	ANDERSON, JAMES	187.50	W R	11/24/20
88810	11/18/20	8191	HOUSTON, JENI	17.99	W R	11/20/20
88811	11/18/20	4037	PORT-A-POT	1,388.56	W R	11/27/20
88812	11/18/20	5498	KROGER COMPANY	5.00	W R	11/23/20
88813	11/18/20	9645	LEARNING A-Z	629.85	W R	11/25/20
88814	11/18/20	13009	MILLER, LESLIE	450.00	W R	11/20/20
88815	11/18/20	13592	MAKER MAVEN, LLC	1,283.27	W R	11/24/20
88816	11/18/20	12176	ELDRIDGE, MARSHA	25.00	W W	
88817	11/18/20	6706	MATHCOUNTS	245.00	W W	
88818	11/18/20	69	MID-OHIO ED. SERVICE CENTER	120.00	W R	11/23/20
88819	11/18/20	1034	ONTARIO ATHLETIC DEPT.	200.00	W R	11/23/20
88820	11/18/20	10075	RENHILL GROUP, INC.	8,490.02	W R	11/24/20
88821	11/18/20	6538	SCHOOL SPECIALTY INC.	356.41	W R	11/25/20
88822	11/18/20	8307	SHELLY SMITH AND SONS LTD	500.00	W W	
88823	11/18/20	13525	SHOOK CONSTRUCTION CO	385,532.37	W R	11/25/20
88824	11/18/20	13591	STOODT'S FRESH MARKET	82.25	W R	11/23/20
88825	11/18/20	11246	THE CENTER FOR INDIVIDUAL &	90.00	W R	11/27/20
88826	11/18/20	8967	WILSON LANGUAGE TRAINING	3,577.36	W R	11/24/20

DATE: 12/04/2020
TIME: 11:49:04

LEXINGTON LOCAL SCHOOLS
SUMMARY CHECK REGISTER - ALL CHECKS

PAGE 3
(CHECKS)

CHECK	DATE	NUMBER	VENDOR - NAME	AMOUNT	O-STS-C	REC/VD
88827	11/18/20	9664	GRADY ENTERPRISES, INC.	1,071.45	W R	11/24/20
88828	11/20/20	701	AMERICAN ELECTRIC POWER	23,217.94	W W	
88829	11/20/20	8780	CBIZ BENEFITS & INSURANCE	2,750.00	W R	11/30/28
88830	11/20/20	7886	CDW-G	178.02	W W	
88831	11/20/20	9752	COLE DISTRIBUTING	3,724.68	W R	11/27/20
88832	11/20/20	11662	COLUMBIA GAS OF OHIO	1,024.13	W R	11/30/28
88833	11/20/20	13583	DAILY BEHAVIORIAL HEALTH	3,487.50	W W	
88834	11/20/20	11543	DIRECT ENERGY BUSINESS MARKE	117.82	W R	11/27/20
88835	11/20/20	13316	OHIO HIGH SCHOOL WRESTLING	25.00	W W	
88836	11/20/20	11018	HEALTHCARE BILLING SERVICES	67.77	W R	11/25/20
88837	11/20/20	13087	HAYES, JAMES	194.07	W R	11/30/28
88838	11/20/20	7813	KAHL'S TELECOMMUNICATIONS	40.00	W R	11/25/20
88839	11/20/20	7101	WEIDIG, KATHY	364.43	W R	11/25/20
88840	11/20/20	9387	MARION HARDING HIGH SCHOOL	160.00	W W	
88841	11/20/20	10011	OLECKI, MICHELLE	3,171.12	W R	11/27/20
88842	11/20/20	13601	MID-OHIO PIPELINE	18,104.70	W W	
88843	11/20/20	11679	MUSKINGUM UNIVERSITY	200.00	W W	
88844	11/20/20	958	NCOCC	225.00	W W	
88845	11/20/20	9382	NORTH CENTRAL OHIO ESC	3,549.17	W W	
88846	11/20/20	1039	OHIO HIGH SCHOOL ATH. ASSOC.	150.00	W W	
88847	11/20/20	9896	ONTARIO EVENT CENTER	400.00	W R	11/30/28
88848	11/20/20	11108	HOOVER, PAMELA	25.00	W W	
88849	11/20/20	11438	THEM, PETER	45.00	W W	
88850	11/20/20	13485	REMIND101, INC	7,845.50	W W	
88851	11/20/20	6538	SCHOOL SPECIALTY INC.	178.51	W W	
88852	11/20/20	13591	STOODT'S FRESH MARKET	44.28	W R	11/27/20
88853	11/20/20	13006	UCP OF GREATER CLEVELAND	8,950.00	W W	
88854	11/23/20	9850	CARTER ELECTRIC, INC.	200.00	W W	
88855	11/23/20	700	CenturyLink	851.57	W W	
88856	11/23/20	6230	CLEARWATER SYSTEMS	33.36	W W	
88857	11/23/20	3957	COLES ENERGY, INC.	526.03	W R	11/30/28
88858	11/23/20	11070	EQUIPARTS	593.05	W W	
88859	11/23/20	5843	GRAINGER	247.08	W W	
88860	11/23/20	13569	HILLYARD, INC	404.41	W W	
88861	11/23/20	9943	LESCH BATTERY & POWER	32.38	W W	
88862	11/23/20	10810	MENARDS	86.48	W W	
88863	11/23/20	69	MID-OHIO ED. SERVICE CENTER	90.00	W R	11/30/20
88864	11/23/20	13038	OHIO.NET INTERNET PROVIDERS	460.22	W R	11/30/20
88865	11/23/20	11508	RUMPKE	1,125.92	W W	
88866	11/23/20	9678	SARVER PAVING COMPANY	291.60	W W	
88867	11/23/20	10297	SIESEL DISTRIBUTING, LLC	2,070.23	W W	
88868	11/23/20	7814	US BANK	4,086.18	W W	
88869	11/23/20	10003	VOLZ FENCING	7,740.00	W W	
88870	11/30/20	13224	BADERTSCHER, AMANDA	60.00	W W	
88871	11/30/20	13575	AMAZON CAPITAL SERVICES	417.51	W W	
88872	11/30/20	13599	MCLAUGHLIN, ASHLEY N	260.00	W W	
88873	11/30/20	7886	CDW-G	78.26	W W	
88874	11/30/20	10733	SPELLING OUT DYSLEXIA	100.00	W W	
88875	11/30/20	10601	ITsavvy	12,248.25	W W	
88876	11/30/20	11630	J.W. PEPPER & SONS, INC	80.99	W W	
88877	11/30/20	11066	KIMBALL MIDWEST	33.54	W W	
88878	11/30/20	10075	RENHILL GROUP, INC.	8,627.56	W W	
88879	11/30/20	13252	DAVIS, TAD	1,200.00	W W	
88880	11/30/20	7415	VERIZON WIRELESS	440.46	W W	
88881	11/30/20	3469	WAL-MART DISCOUNT CITIES	46.58	W W	
88882	11/30/20	13603	WHITEHALL HIGH SCHOOL	200.00	W V	11/30/20

DATE: 12/04/2020
 TIME: 11:49:04

LEXINGTON LOCAL SCHOOLS
 SUMMARY CHECK REGISTER - ALL CHECKS

PAGE 4
 (CHECKS)

CHECK	DATE	NUMBER	VENDOR - NAME	AMOUNT	O-STS-C	REC/VD
88883	11/30/20	13603	WHITEHALL HIGH SCHOOL	200.00	W W	
88884	11/30/20	3520	LEXINGTON ATHLETIC DEPT.	1,685.00	W W	
691579	11/05/20	900934	LEXINGTON SCHOOLS - PAYROLL	568,504.41	C R	11/30/20
691582	11/05/20	900997	MEMO-S.E.R.S.	3,075.54	M M	
691583	11/05/20	900998	MEMO-S.T.R.S.	6,447.20	M M	
691584	11/13/20	900652	GORDON FOOD SERVICE	23,618.77	M M	
691585	11/20/20	900934	LEXINGTON SCHOOLS - PAYROLL	613,574.06	C R	11/30/20
691586	11/17/20	900934	LEXINGTON SCHOOLS - PAYROLL	8,313.03	M M	
691587	11/18/20	900902	ANTHEM BENEFIT SERVICES	377,588.18	M M	
691588	11/18/20	900997	MEMO-S.E.R.S.	3,008.90	M M	
691589	11/18/20	900998	MEMO-S.T.R.S.	6,447.20	M M	
691590	11/20/20	900652	GORDON FOOD SERVICE	59.50	M M	
691592	11/30/20	900997	MEMO-S.E.R.S.	46,434.00	M M	
691593	11/30/20	900998	MEMO-S.T.R.S.	123,990.00	M M	
691594	11/30/20	900069	MEMO-MID OHIO ESC	6,692.02	M M	
691595	11/30/20	900934	LEXINGTON SCHOOLS - PAYROLL	7,722.09	M M	
691596	11/30/20	900932	OHIO BUREAU OF WORKERS'	54,475.00	M M	
VOID	V			1		200.00
RECONCILED	R			115		2,503,472.74
OUTSTANDING	W,C,I,T,B			56		114,963.93
MEMO	M			13		667,871.43
REFUND	B			3		1,812.00
WARRANT	W			167		1,434,746.20
PAYROLL	C			2		1,182,078.47
TRANSFERS	T			0		.00
DIST/CORR	D			0		.00
INVESTMENT	I			0		.00
*** TOTAL CHECKS WRITTEN ***				185		3,286,508.10

DATE: 12/04/2020
 TIME: 11:51

LEXINGTON LOCAL SCHOOLS
 TRANS. BY FUND/RCPT, ALL FUNDS
 DATES 11/01/2020 THRU 11/30/2020
 SORTED BY TRANSACTION DATE

PAGE: 1
 (RECLEED)

TRANS NO	ITEM NO	TRANS DATE	STS	DESCRIPTION OR SOURCE	TI	FUND	RCPT	SPCC	SUBJ	OPU	TRANS AMOUNT
075462	0001	11/02/2020	A	Preschool tuition	03	001	1211	0000	000000	500	200.00
075474	0001	11/05/2020	A	Preschool tuition	03	001	1211	0000	000000	500	400.00
075481	0001	11/10/2020	A	Preschool tuition	03	001	1211	0000	000000	500	700.00
075482	0001	11/10/2020	A	Preschool tuition	03	001	1211	0000	000000	500	100.00
075495	0001	11/12/2020	A	Preschool tuition	03	001	1211	0000	000000	500	100.00
075500	0001	11/12/2020	A	Preschool tuition	03	001	1211	0000	000000	500	100.00
075506	0001	11/17/2020	A	Preschool tuition	03	001	1211	0000	000000	500	200.00
075511	0001	11/20/2020	A	Tuition	03	001	1211	0000	000000	000	635.95
RCPT CODE SUB-TOTAL:											2,435.95
075447	0015	11/13/2020	A	Open Enrollment Revenue	03	001	1227	0000	000000	000	652.14
075461	0015	11/27/2020	A	Open Enrollment Revenue	03	001	1227	0000	000000	000	250.83
RCPT CODE SUB-TOTAL:											902.97
075523	0001	11/30/2020	A	Richland Bank Interest	03	001	1410	0000	000000	000	3,043.22
RCPT CODE SUB-TOTAL:											3,043.22
075466	0002	11/02/2020	A	Central school fees	03	001	1740	0000	000000	400	308.00
075469	0001	11/03/2020	A	School fees	03	001	1740	0000	000000	100	58.00
075473	0002	11/03/2020	A	Central school fees	03	001	1740	0000	000000	400	392.00
075477	0001	11/06/2020	A	School fees	03	001	1740	0000	000000	100	48.00
075491	0002	11/06/2020	A	Central school fees	03	001	1740	0000	000000	400	410.00
075492	0002	11/09/2020	A	Central school fees	03	001	1740	0000	000000	400	112.00
075480	0001	11/10/2020	A	School fees	03	001	1740	0000	000000	200	12.00
075483	0002	11/10/2020	A	Western school fees	03	001	1740	0000	000000	500	140.00
075490	0001	11/12/2020	A	Easter school fees	03	001	1740	0000	000000	300	80.00
075496	0002	11/12/2020	A	Western school fees	03	001	1740	0000	000000	500	20.00
075497	0002	11/12/2020	A	Central school fees	03	001	1740	0000	000000	400	226.00
075505	0002	11/13/2020	A	Central school fees	03	001	1740	0000	000000	400	56.00
075448	0001	11/16/2020	B	FEE REFUND- STELLA	03	001	1740	0000	000000	500	30.00-
075507	0002	11/17/2020	A	Western school fees	03	001	1740	0000	000000	500	40.00
075508	0002	11/17/2020	A	Central school fees	03	001	1740	0000	000000	400	84.00
075512	0001	11/20/2020	A	School fees	03	001	1740	0000	000000	200	27.00
075513	0002	11/20/2020	A	Central school fees	03	001	1740	0000	000000	400	28.00
075493	0001	11/30/2020	A	HS Fees - Pay For It	03	001	1740	0000	000000	100	64.00
075493	0002	11/30/2020	A	Central Fees - Pay For It	03	001	1740	0000	000000	400	510.00
075493	0003	11/30/2020	A	Jr High Fees - Pay For It	03	001	1740	0000	000000	200	24.00
075493	0004	11/30/2020	A	Eastern Fees - Pay For It	03	001	1740	0000	000000	300	60.00
075493	0005	11/30/2020	A	Western Fees - Pay For It	03	001	1740	0000	000000	500	210.00
075499	0002	11/30/2020	A	School Fees - Brayden Hamill	03	001	1740	0000	000000	500	30.00
RCPT CODE SUB-TOTAL:											2,909.00

STATUS (STS) CODES:

A-RECEIPT B-REFUND OF RECEIPT V-VOID REFUND OF RECEIPT X-REDUCTION OF EXPENDITURE
 C-APPROPRIATION OR BUDGET MODIFICATIONS D-EXPENSE/SUPPLIES DISTRIBUTION F-FUND TO FUND TRANSFER

DATE: 12/04/2020
 TIME: 11:51

LEXINGTON LOCAL SCHOOLS
 TRANS. BY FUND/RCPT, ALL FUNDS
 DATES 11/01/2020 THRU 11/30/2020
 SORTED BY TRANSACTION DATE

PAGE: 2
 (RECELD)

TRANS NO	ITEM NO	TRANS DATE	STS	DESCRIPTION OR SOURCE	TI	FUND	RCPT	SPCC	SUBJ	OPU	TRANS AMOUNT
075447	0001	11/13/2020	A	Opportunity Grant	03	001	3110	0000	000000	000	288,084.39
075447	0002	11/13/2020	A	Targeted Assistance	03	001	3110	0000	000000	000	32,892.64
075447	0003	11/13/2020	A	K-3 Literacy Funding	03	001	3110	0000	000000	000	5,948.56
075447	0005	11/13/2020	A	Limited English Prof Funding	03	001	3110	0000	000000	000	122.71
075447	0006	11/13/2020	A	Gifted Education Funding	03	001	3110	0000	000000	000	5,092.68
075447	0007	11/13/2020	A	Transportation	03	001	3110	0000	000000	000	22,763.69
075447	0008	11/13/2020	A	Special Education Funding	03	001	3110	0000	000000	000	50,084.00
075447	0009	11/13/2020	A	Graduation Bonus	03	001	3110	0000	000000	000	1,658.97
075447	0010	11/13/2020	A	Third Grade Reading Bonus	03	001	3110	0000	000000	000	994.42
075447	0012	11/13/2020	A	Enrollment Growth Supplement	03	001	3110	0000	000000	000	388.66
075447	0013	11/13/2020	A	Preschool Special Educ Funding	03	001	3110	0000	000000	000	8,197.90
075447	0014	11/13/2020	A	Special Educ Transportation	03	001	3110	0000	000000	000	2,599.13
075461	0001	11/27/2020	A	Opportunity Grant	03	001	3110	0000	000000	000	288,084.38
075461	0002	11/27/2020	A	Targeted Assistance	03	001	3110	0000	000000	000	32,892.64
075461	0003	11/27/2020	A	K-3 Literacy Funding	03	001	3110	0000	000000	000	5,948.56
075461	0005	11/27/2020	A	Limited English Prof Funding	03	001	3110	0000	000000	000	122.71
075461	0006	11/27/2020	A	Gifted Education Funding	03	001	3110	0000	000000	000	5,092.68
075461	0007	11/27/2020	A	Transportation	03	001	3110	0000	000000	000	22,763.69
075461	0008	11/27/2020	A	Special Education Funding	03	001	3110	0000	000000	000	50,084.00
075461	0009	11/27/2020	A	Graduation Bonus	03	001	3110	0000	000000	000	1,658.97
075461	0010	11/27/2020	A	Third Grade Reading Bonus	03	001	3110	0000	000000	000	994.42
075461	0012	11/27/2020	A	Enrollment Growth Supplement	03	001	3110	0000	000000	000	388.65
075461	0013	11/27/2020	A	Preschool Special Educ Funding	03	001	3110	0000	000000	000	8,197.90
075461	0014	11/27/2020	A	Special Educ Transportation	03	001	3110	0000	000000	000	2,599.12
075461	0022	11/27/2020	A	JV02 FY2020 Final #2	03	001	3110	0000	000000	000	53,310.68
RCPT CODE SUB-TOTAL:											890,966.15
075445	0001	11/10/2020	A	RB for Real Estate - Richland	03	001	3131	0000	000000	000	327.99
075445	0002	11/10/2020	A	RB for Emergency Levy -Richlan	03	001	3131	0000	000000	000	229.24
075445	0004	11/10/2020	A	2 1/2 HMRB Real Est-Richland	03	001	3131	0000	000000	000	47.11
075445	0005	11/10/2020	A	2 1/2 HMRB Emerg Levy-Richland	03	001	3131	0000	000000	000	32.94
RCPT CODE SUB-TOTAL:											637.28
075447	0004	11/13/2020	A	Economic Disadvantaged Funding	03	001	3211	0000	000000	000	2,383.81
075461	0004	11/27/2020	A	Economic Disadvantaged Funding	03	001	3211	0000	000000	000	2,383.81
RCPT CODE SUB-TOTAL:											4,767.62
075447	0011	11/13/2020	A	Career Tech Education Funding	03	001	3219	0000	000000	000	717.70
075461	0011	11/27/2020	A	Career Tech Education Funding	03	001	3219	0000	000000	000	717.70
RCPT CODE SUB-TOTAL:											1,435.40

STATUS (STS) CODES:

A-RECEIPT B-REFUND OF RECEIPT V-VOID REFUND OF RECEIPT X-REDUCTION OF EXPENDITURE
 C-APPROPRIATION OR BUDGET MODIFICATIONS D-EXPENSE/SUPPLIES DISTRIBUTION F-FUND TO FUND TRANSFER

DATE: 12/04/2020
 TIME: 11:51

LEXINGTON LOCAL SCHOOLS
 TRANS. BY FUND/RCPT, ALL FUNDS
 DATES 11/01/2020 THRU 11/30/2020
 SORTED BY TRANSACTION DATE

PAGE: 3
 (RECELED)

TRANS NO	ITEM NO	TRANS DATE	STS	DESCRIPTION OR SOURCE	TI	FUND	RCPT	SPCC	SUBJ	OPU	TRANS AMOUNT
075498	0001	11/30/2020	A	MEDICAID Recd -11/27	03	001	3300	0000	000000	000	461.65
075498	0002	11/30/2020	A	MEDICAID Recd 11/17	03	001	3300	0000	000000	000	2,487.05
075498	0003	11/30/2020	A	MEDICAID Recd 11/13	03	001	3300	0000	000000	000	22.37
075498	0004	11/30/2020	A	MEDICAID Recd 11/5	03	001	3300	0000	000000	000	823.08
RCPT CODE SUB-TOTAL:											3,794.15
075465	0001	11/03/2020	A	BWC Dividend	03	001	5300	0000	000000	000	76,851.26
RCPT CODE SUB-TOTAL:											76,851.26
FUND CODE SUB-TOTAL:											987,743.00
075445	0003	11/10/2020	A	RB for PI Levy - Richland	03	003	3131	0000	000000	000	29.05
075445	0006	11/10/2020	A	2 1/2 HMRB PI Levy-Richland	03	003	3131	0000	000000	000	4.18
RCPT CODE SUB-TOTAL:											33.23
FUND CODE SUB-TOTAL:											33.23
075523	0006	11/30/2020	A	LFI Fund	03	004	1410	0000	000000	000	748.38
RCPT CODE SUB-TOTAL:											748.38
FUND CODE SUB-TOTAL:											748.38
075523	0004	11/30/2020	A	Richland Bank Interest	03	006	1410	0000	000000	000	0.00
RCPT CODE SUB-TOTAL:											0.00
075526	0026	11/30/2020	A	HS Breakfast	03	006	1511	0000	000000	100	50.75
075526	0027	11/30/2020	A	Jr. Hi Breakfast	03	006	1511	0000	000000	200	0.75
075526	0028	11/30/2020	A	Eastern Breakfast	03	006	1511	0000	000000	300	0.50
075526	0029	11/30/2020	A	Central Breakfast	03	006	1511	0000	000000	400	0.50
075526	0030	11/30/2020	A	Western Breakfast	03	006	1511	0000	000000	500	28.50
RCPT CODE SUB-TOTAL:											81.00
075443	0001	11/05/2020	A	HS Lunch - Pay For It	03	006	1512	0000	000000	100	111.00-
075493	0006	11/30/2020	A	HS Lunch - Pay For It	03	006	1512	0000	000000	100	815.00
075493	0007	11/30/2020	A	Jr High Lunch - Pay For It	03	006	1512	0000	000000	200	161.00

STATUS (STS) CODES:

A-RECEIPT B-REFUND OF RECEIPT V-VOID REFUND OF RECEIPT X-REDUCTION OF EXPENDITURE
 C-APPROPRIATION OR BUDGET MODIFICATIONS D-EXPENSE/SUPPLIES DISTRIBUTION F-FUND TO FUND TRANSFER

DATE: 12/04/2020
 TIME: 11:51

LEXINGTON LOCAL SCHOOLS
 TRANS. BY FUND/RCPT, ALL FUNDS
 DATES 11/01/2020 THRU 11/30/2020
 SORTED BY TRANSACTION DATE

PAGE: 4
 (RECLED)

TRANS NO	ITEM NO	TRANS DATE	STS	DESCRIPTION OR SOURCE	TI	FUND	RCPT	SPCC	SUBJ	OPU	TRANS AMOUNT
075493	0008	11/30/2020	A	Eastern Lunch - Pay For It	03	006	1512	0000	000000	300	179.00
075493	0009	11/30/2020	A	Central Lunch - Pay For It	03	006	1512	0000	000000	400	135.00
075493	0010	11/30/2020	A	Western Lunch - Pay For It	03	006	1512	0000	000000	500	35.00
075526	0001	11/30/2020	A	HS Stu. Type A	03	006	1512	0000	000000	100	0.00
075526	0005	11/30/2020	A	HS ROA Stu. Type A	03	006	1512	0000	000000	100	885.55-
075526	0006	11/30/2020	A	Jr Hi Stu. Type A	03	006	1512	0000	000000	200	0.00
075526	0010	11/30/2020	A	Jr. Hi ROA Stu Type A	03	006	1512	0000	000000	200	479.30-
075526	0011	11/30/2020	A	Eastern Stu. Type A	03	006	1512	0000	000000	300	0.00
075526	0015	11/30/2020	A	Eastern ROA Stu. Type A	03	006	1512	0000	000000	300	447.25-
075526	0016	11/30/2020	A	Central Stu. Type A	03	006	1512	0000	000000	400	0.00
075526	0020	11/30/2020	A	Central ROA Stu. Type A	03	006	1512	0000	000000	400	282.19-
075526	0021	11/30/2020	A	Western Stu. Type A	03	006	1512	0000	000000	500	0.00
075526	0025	11/30/2020	A	Western ROA Stu. Type A	03	006	1512	0000	000000	500	262.75-
RCPT CODE SUB-TOTAL:											1,143.04-
075499	0001	11/30/2020	A	Western Lunch account	03	006	1513	0000	000000	500	30.00-
075526	0003	11/30/2020	A	HS Stu. ALa Carte	03	006	1513	0000	000000	100	1,291.10
075526	0008	11/30/2020	A	Jr. Hi Stu. Ala Carte	03	006	1513	0000	000000	200	398.45
075526	0013	11/30/2020	A	Eastern Stu. Ala Carte	03	006	1513	0000	000000	300	495.75
075526	0018	11/30/2020	A	Central Stu. Ala Carte	03	006	1513	0000	000000	400	362.45
075526	0023	11/30/2020	A	Western Stu. Ala Carte	03	006	1513	0000	000000	500	220.00
RCPT CODE SUB-TOTAL:											2,737.75
075526	0002	11/30/2020	A	HS Stu. Milk	03	006	1514	0000	000000	100	14.00
075526	0007	11/30/2020	A	Jr. Hi. Stu Milk	03	006	1514	0000	000000	200	16.50
075526	0012	11/30/2020	A	Eastern Stu. Milk	03	006	1514	0000	000000	300	1.50
075526	0017	11/30/2020	A	Central Stu. Milk	03	006	1514	0000	000000	400	3.00
075526	0022	11/30/2020	A	Western Stu. Milk	03	006	1514	0000	000000	500	3.00
RCPT CODE SUB-TOTAL:											38.00
075526	0004	11/30/2020	A	HS Adult Ala Carte	03	006	1523	0000	000000	100	236.25
075526	0009	11/30/2020	A	Jr. Hi Adult Ala Carte	03	006	1523	0000	000000	200	140.10
075526	0014	11/30/2020	A	Eastern Adult Ala Carte	03	006	1523	0000	000000	300	133.00
075526	0019	11/30/2020	A	Central Adult Ala Carte	03	006	1523	0000	000000	400	79.30
075526	0024	11/30/2020	A	Western Adult Ala Carte	03	006	1523	0000	000000	500	21.00
RCPT CODE SUB-TOTAL:											609.65
FUND CODE SUB-TOTAL:											2,323.36

STATUS (STS) CODES:
 A-RECEIPT B-REFUND OF RECEIPT V-VOID REFUND OF RECEIPT X-REDUCTION OF EXPENDITURE
 C-APPROPRIATION OR BUDGET MODIFICATIONS D-EXPENSE/SUPPLIES DISTRIBUTION F-FUND TO FUND TRANSFER

DATE: 12/04/2020
 TIME: 11:51

LEXINGTON LOCAL SCHOOLS
 TRANS. BY FUND/RCPT, ALL FUNDS
 DATES 11/01/2020 THRU 11/30/2020
 SORTED BY TRANSACTION DATE

PAGE: 5
 (RECLEED)

TRANS NO	ITEM NO	TRANS DATE	STS	DESCRIPTION OR SOURCE	TI	FUND	RCPT	SPCC	SUBJ	OPU	TRANS AMOUNT
075523	0005	11/30/2020	A	Richland Bank Int - Minutemen	03	007	1410	9100	000000	000	31.62
RCPT CODE SUB-TOTAL:											31.62
075463	0001	11/02/2020	A	Martin Hall Donation	03	007	1820	9100	000000	000	2,655.00
RCPT CODE SUB-TOTAL:											2,655.00
FUND CODE SUB-TOTAL:											2,686.62
075523	0003	11/30/2020	A	Richland Bank Int - McCammon	03	007	1410	9800	000000	000	3.19
RCPT CODE SUB-TOTAL:											3.19
075479	0001	11/09/2020	A	Terry McCammon Donation	03	007	1820	9800	000000	000	150.00
RCPT CODE SUB-TOTAL:											150.00
FUND CODE SUB-TOTAL:											153.19
075523	0007	11/30/2020	A	Classroom Facilities Fund	03	010	1410	0000	000000	000	3,079.25
RCPT CODE SUB-TOTAL:											3,079.25
FUND CODE SUB-TOTAL:											3,079.25
075478	0001	11/06/2020	A	MD Coffee service	03	018	1690	9100	000000	000	44.70
075446	0001	11/11/2020	B	LEX HS FUNDRAISER/DONATION	03	018	1690	9100	000000	000	1,027.00-
075485	0001	11/12/2020	A	AP Exams	03	018	1690	9100	000000	000	93.00
075503	0001	11/16/2020	A	MD Coffee service	03	018	1690	9100	000000	000	35.00
RCPT CODE SUB-TOTAL:											854.30-
FUND CODE SUB-TOTAL:											854.30-
075466	0001	11/02/2020	A	Central fees princ acct	03	018	1630	9400	000000	000	22.00
075473	0001	11/03/2020	A	Central fees princ acct	03	018	1630	9400	000000	000	28.00
075491	0001	11/06/2020	A	Central fees princ acct	03	018	1630	9400	000000	000	30.00
075492	0001	11/09/2020	A	Central fees princ acct	03	018	1630	9400	000000	000	8.00
075497	0001	11/12/2020	A	Central fees princ acct	03	018	1630	9400	000000	000	14.00

STATUS (STS) CODES:

A-RECEIPT B-REFUND OF RECEIPT V-VOID REFUND OF RECEIPT X-REDUCTION OF EXPENDITURE
 C-APPROPRIATION OR BUDGET MODIFICATIONS D-EXPENSE/SUPPLIES DISTRIBUTION F-FUND TO FUND TRANSFER

DATE: 12/04/2020
 TIME: 11:51

LEXINGTON LOCAL SCHOOLS
 TRANS. BY FUND/RCPT, ALL FUNDS
 DATES 11/01/2020 THRU 11/30/2020
 SORTED BY TRANSACTION DATE

TRANS NO	ITEM NO	TRANS DATE	STS	DESCRIPTION OR SOURCE	TI	FUND	RCPT	SPCC	SUBJ	OPU	TRANS AMOUNT
075505	0001	11/13/2020	A	Central fees princ acct	03	018	1630	9400	000000	000	4.00
075508	0001	11/17/2020	A	Central fees princ acct	03	018	1630	9400	000000	000	6.00
075513	0001	11/20/2020	A	Central fees princ acct	03	018	1630	9400	000000	000	2.00
RCPT CODE SUB-TOTAL:											114.00
075509	0001	11/19/2020	A	Park National Central Masks	03	018	1820	9400	000000	000	250.00
RCPT CODE SUB-TOTAL:											250.00
FUND CODE SUB-TOTAL:											364.00
075483	0001	11/10/2020	A	Western fees princ acct	03	018	1630	9500	000000	000	70.00
075496	0001	11/12/2020	A	Western fees princ acct	03	018	1630	9500	000000	000	10.00
075507	0001	11/17/2020	A	Western fees princ acct	03	018	1630	9500	000000	000	20.00
RCPT CODE SUB-TOTAL:											100.00
FUND CODE SUB-TOTAL:											100.00
075502	0003	11/16/2020	A	PTO Recycling-Central	03	019	1890	9121	000000	000	7.79
075509	0003	11/19/2020	A	PTO Recycling	03	019	1890	9121	000000	000	1.90
RCPT CODE SUB-TOTAL:											9.69
FUND CODE SUB-TOTAL:											9.69
075502	0001	11/16/2020	A	PTO Recycling-Eastern	03	019	1890	9122	000000	000	7.80
075509	0004	11/19/2020	A	PTO Recycling	03	019	1890	9122	000000	000	1.89
RCPT CODE SUB-TOTAL:											9.69
FUND CODE SUB-TOTAL:											9.69
075502	0002	11/16/2020	A	PTO Recycling-Western	03	019	1890	9123	000000	000	7.80
075509	0005	11/19/2020	A	PTO Recycling	03	019	1890	9123	000000	000	1.89
RCPT CODE SUB-TOTAL:											9.69
FUND CODE SUB-TOTAL:											9.69

STATUS (STS) CODES:
 A-RECEIPT B-REFUND OF RECEIPT V-VOID REFUND OF RECEIPT X-REDUCTION OF EXPENDITURE
 C-APPROPRIATION OR BUDGET MODIFICATIONS D-EXPENSE/SUPPLIES DISTRIBUTION F-FUND TO FUND TRANSFER

DATE: 12/04/2020
 TIME: 11:51

LEXINGTON LOCAL SCHOOLS
 TRANS. BY FUND/RCPT, ALL FUNDS
 DATES 11/01/2020 THRU 11/30/2020
 SORTED BY TRANSACTION DATE

PAGE: 7
 (RECLED)

TRANS NO	ITEM NO	TRANS DATE	STS	DESCRIPTION OR SOURCE	TI	FUND	RCPT	SPCC	SUBJ	OPU	TRANS AMOUNT
075470	0001	11/03/2020	A	OHSAA Sectional Boys Soccer	03	022	1690	9601	000000	000	660.00
075494	0001	11/13/2020	A	OHSAA District Boys Soccer	03	022	1690	9601	000000	000	2,400.00
RCPT CODE SUB-TOTAL:											3,060.00
FUND CODE SUB-TOTAL:											3,060.00
075523	0002	11/30/2020	A	Richland Bank Int. 024	03	024	1410	0000	000000	000	20.65
RCPT CODE SUB-TOTAL:											20.65
075464	0001	11/02/2020	A	Mauk Nov Cobra	03	024	1872	0000	000000	000	2,041.38
075518	0001	11/20/2020	A	Employees' Premiums Nov	03	024	1872	0000	000000	000	66,915.93
075519	0001	11/20/2020	A	Board's Premiums Nov	03	024	1872	0000	000000	000	377,588.18
075520	0001	11/30/2020	A	Todd November Ins	03	024	1872	0000	000000	000	333.00
075521	0001	11/30/2020	A	Todd November Ins	03	024	1872	0000	000000	000	333.00
075522	0001	11/30/2020	A	Todd November Ins	03	024	1872	0000	000000	000	333.00
075522	0002	11/30/2020	A	Vision	03	024	1872	0000	000000	000	16.66
RCPT CODE SUB-TOTAL:											446,861.83
FUND CODE SUB-TOTAL:											446,882.48
075468	0001	11/03/2020	A	Dues	03	200	1630	9105	000000	000	20.00
075487	0001	11/12/2020	A	Dues	03	200	1630	9105	000000	000	10.00
RCPT CODE SUB-TOTAL:											30.00
FUND CODE SUB-TOTAL:											30.00
075475	0001	11/06/2020	A	Yearbook sale	03	200	1620	9119	000000	000	130.00
075489	0001	11/12/2020	A	Yearbook sale	03	200	1620	9119	000000	000	65.00
RCPT CODE SUB-TOTAL:											195.00
075476	0001	11/06/2020	A	Yearbook ad sales	03	200	1690	9119	000000	000	290.00
075488	0001	11/12/2020	A	Yearbook ad sales	03	200	1690	9119	000000	000	335.00
075504	0001	11/16/2020	A	Yearbook ad sales	03	200	1690	9119	000000	000	275.00
075510	0001	11/19/2020	A	Yearbook ad sales	03	200	1690	9119	000000	000	120.00
075516	0001	11/24/2020	A	Yearbook ad sales	03	200	1690	9119	000000	000	435.00
075454	0001	11/30/2020	A	Yearbook ad sales	03	200	1690	9119	000000	000	30.00

STATUS (STS) CODES:
 A-RECEIPT B-REFUND OF RECEIPT V-VOID REFUND OF RECEIPT X-REDUCTION OF EXPENDITURE
 C-APPROPRIATION OR BUDGET MODIFICATIONS D-EXPENSE/SUPPLIES DISTRIBUTION F-FUND TO FUND TRANSFER

DATE: 12/04/2020
 TIME: 11:51

LEXINGTON LOCAL SCHOOLS
 TRANS. BY FUND/RCPT, ALL FUNDS
 DATES 11/01/2020 THRU 11/30/2020
 SORTED BY TRANSACTION DATE

PAGE: 8
 (RECLEED)

TRANS NO	ITEM NO	TRANS DATE	STS DESCRIPTION OR SOURCE	TI	FUND	RCPT	SPCC	SUBJ	OPU	TRANS AMOUNT
RCPT CODE SUB-TOTAL:										1,485.00
FUND CODE SUB-TOTAL:										1,680.00
075467	0001	11/03/2020	A NHS Dues	03	200	1630	9121	000000	000	144.00
075486	0001	11/12/2020	A NHS Dues	03	200	1630	9121	000000	000	324.00
075453	0001	11/30/2020	A NHS Dues	03	200	1630	9121	000000	000	108.00
RCPT CODE SUB-TOTAL:										576.00
FUND CODE SUB-TOTAL:										576.00
075472	0001	11/03/2020	A Var FB adm 10/30 Presale	03	300	1610	9600	000000	700	755.00
075444	0001	11/06/2020	B FOOTBALL TICKET SALES	03	300	1610	9600	000000	700	755.00
075524	0001	11/24/2020	A Girls BB adm 11/20	03	300	1610	9600	000000	708	555.00
RCPT CODE SUB-TOTAL:										555.00
075494	0002	11/13/2020	A Regional VB Program Sales	03	300	1620	9600	000000	000	70.00
RCPT CODE SUB-TOTAL:										70.00
075471	0001	11/03/2020	A Program Ad	03	300	1690	9600	000000	000	160.00
075501	0001	11/13/2020	A Program Ad	03	300	1690	9600	000000	000	195.00
RCPT CODE SUB-TOTAL:										355.00
075525	0001	11/24/2020	A Boys golf entry fee	03	300	1890	9600	000000	706	285.00
RCPT CODE SUB-TOTAL:										285.00
FUND CODE SUB-TOTAL:										1,265.00
075460	0001	11/25/2020	A School Bus Purchasing Revenue	03	499	3219	9121	000000	000	42,925.71
RCPT CODE SUB-TOTAL:										42,925.71
FUND CODE SUB-TOTAL:										42,925.71

STATUS (STS) CODES:
 A-RECEIPT B-REFUND OF RECEIPT V-VOID REFUND OF RECEIPT X-REDUCTION OF EXPENDITURE
 C-APPROPRIATION OR BUDGET MODIFICATIONS D-EXPENSE/SUPPLIES DISTRIBUTION F-FUND TO FUND TRANSFER

DATE: 12/04/2020
TIME: 11:51

LEXINGTON LOCAL SCHOOLS
TRANS. BY FUND/RCPT, ALL FUNDS
DATES 11/01/2020 THRU 11/30/2020
SORTED BY TRANSACTION DATE

PAGE: 9
(RECLEED)

TRANS NO	ITEM NO	TRANS DATE	STS	DESCRIPTION OR SOURCE	TI	FUND	RCPT	SPCC	SUBJ	OPU	TRANS AMOUNT
075456	0001	11/30/2020	A	IDEA-B Revenue	03	516	4220	9021	000000	000	53,960.75
											RCPT CODE SUB-TOTAL: 53,960.75
											FUND CODE SUB-TOTAL: 53,960.75
075450	0001	11/20/2020	A	Title I - Acct Corr	03	572	4220	9020	000000	000	1.99-
											RCPT CODE SUB-TOTAL: 1.99-
											FUND CODE SUB-TOTAL: 1.99-
075450	0002	11/20/2020	A	Title I - Acct Corr	03	572	4220	9021	000000	000	1.99
075455	0001	11/30/2020	A	Title I Revenue	03	572	4220	9021	000000	000	23,205.82
											RCPT CODE SUB-TOTAL: 23,207.81
											FUND CODE SUB-TOTAL: 23,207.81
075459	0001	11/30/2020	A	ECSE Revenue	03	587	4220	9021	000000	000	946.21
											RCPT CODE SUB-TOTAL: 946.21
											FUND CODE SUB-TOTAL: 946.21
075457	0001	11/30/2020	A	Title II-A Revenue	03	590	4220	9021	000000	000	7,929.30
											RCPT CODE SUB-TOTAL: 7,929.30
											FUND CODE SUB-TOTAL: 7,929.30
075458	0001	11/30/2020	A	Title IV Revenue	03	599	4220	9021	000000	000	34.95
											RCPT CODE SUB-TOTAL: 34.95
											FUND CODE SUB-TOTAL: 34.95
075452	0001	11/23/2020	A	Mobile Hot Spot Grant Revenue	03	599	4220	9921	000000	000	20,800.00

STATUS (STS) CODES:

A-RECEIPT B-REFUND OF RECEIPT V-VOID REFUND OF RECEIPT X-REDUCTION OF EXPENDITURE
C-APPROPRIATION OR BUDGET MODIFICATIONS D-EXPENSE/SUPPLIES DISTRIBUTION F-FUND TO FUND TRANSFER

DATE: 12/04/2020
TIME: 11:51

LEXINGTON LOCAL SCHOOLS
TRANS. BY FUND/RCPT, ALL FUNDS
DATES 11/01/2020 THRU 11/30/2020
SORTED BY TRANSACTION DATE

PAGE: 10
(RECLD)

TRANS NO	ITEM NO	TRANS DATE	STS DESCRIPTION OR SOURCE	TI FUND RCPT SPCC SUBJ OPU	TRANS AMOUNT
RCPT CODE SUB-TOTAL:					20,800.00
FUND CODE SUB-TOTAL:					20,800.00
GRAND TOTAL:					1,599,702.02

STATUS (STS) CODES:

A-RECEIPT B-REFUND OF RECEIPT V-VOID REFUND OF RECEIPT X-REDUCTION OF EXPENDITURE
C-APPROPRIATION OR BUDGET MODIFICATIONS D-EXPENSE/SUPPLIES DISTRIBUTION F-FUND TO FUND TRANSFER

Date: 12/04/20
 Time: 11:52 am

LEXINGTON LOCAL SCHOOLS
 Revenue Account Summary
 SORTED BY FUND-SCC/ACCT

Page: 1
 (REVSUM)

	FYTD Receivable	FYTD Actual Receipts	MTD Actual Receipts	YTD Actual Receipts	FYTD Balance Receivable	FYTD Percent Received
*****TOTAL FOR FUND-SCC 001 0000 (GENERAL FUND):	24,492,649.00	10,698,825.41	987,743.00	23,452,556.59	13,793,823.59	43.68
*****TOTAL FOR FUND-SCC 002 0000 (BOND RETIREMENT FUND):	3,169,000.00	1,411,334.42	0.00	3,167,598.21	1,757,665.58	44.54
*****TOTAL FOR FUND-SCC 003 0000 (PERMANENT IMPROVEMENT FUND):	724,334.00	330,497.85	33.23	731,794.40	393,836.15	45.63
*****TOTAL FOR FUND-SCC 004 0000 (LFI BUILDING FUND):	100,000.00	90,598.99	748.38	165,781.05	9,401.01	90.60
*****TOTAL FOR FUND-SCC 006 0000 (FOOD SERVICE FUND):	715,727.00	72,763.38	2,323.36	500,341.29	642,963.62	10.17
*****TOTAL FOR FUND-SCC 007 9100 (LEXINGTON MINUTEMEN ACADEMIC SCHOLARSHIP FUND):	11,000.00	5,699.31	2,686.62	16,859.97	5,300.69	51.81
*****TOTAL FOR FUND-SCC 007 9800 (TERRY McCAMMON SCHOLARSHIP FUND):	295.00	189.57	153.19	757.59	105.43	64.26
*****TOTAL FOR FUND-SCC 010 0000 (CLASSROOM FACILITIES CONSTRUCTION FUND):	400,000.00	370,393.88	3,079.25	678,577.35	29,606.12	92.60
*****TOTAL FOR FUND-SCC 018 9100 (HIGH SCHOOL PRINCIPAL'S FUND):	9,900.00	2,191.64	854.30-	4,442.98	7,708.36	22.14
*****TOTAL FOR FUND-SCC 018 9101 (HIGH SCHOOL FLOWER FUND):	150.00	0.00	0.00	104.00	150.00	0.00

*** NOTE!! ONLY ACTIVE ACCOUNTS HAVE BEEN SELECTED, TOTALS MAY EXCLUDE AMOUNTS THAT ARE RELATED TO INACTIVE ACCOUNTS. ***

Date: 12/04/20
 Time: 11:52 am

LEXINGTON LOCAL SCHOOLS
 Revenue Account Summary
 SORTED BY FUND-SCC/ACCT

	FYTD Receivable	FYTD Actual Receipts	MTD Actual Receipts	YTD Actual Receipts	FYTD Balance Receivable	FYTD Percent Received
*****TOTAL FOR FUND-SCC 018 9200 (JUNIOR HIGH PRINCIPAL'S FUND):	5,100.00	5.00	0.00	278.90	5,095.00	0.10
*****TOTAL FOR FUND-SCC 018 9300 (EASTERN PRINCIPAL'S FUND):	2,500.00	1,000.01	0.00	1,093.01	1,499.99	40.00
*****TOTAL FOR FUND-SCC 018 9301 (EASTERN ELEMENTARY BOOKFAIR/BOXTOPS FUND):	6,500.00	0.00	0.00	164.90	6,500.00	0.00
*****TOTAL FOR FUND-SCC 018 9303 (EASTERN RUN CLUB):	1,250.00	790.00	0.00	790.00	460.00	63.20
*****TOTAL FOR FUND-SCC 018 9400 (CENTRAL PRINCIPAL'S FUND):	4,600.00	747.82	364.00	1,626.41	3,852.18	16.26
*****TOTAL FOR FUND-SCC 018 9401 (CENTRAL ELEMENTARY BOOKFAIR FUND):	4,000.00	47.00	0.00	612.16	3,953.00	1.18
*****TOTAL FOR FUND-SCC 018 9500 (WESTERN PRINCIPAL'S FUND):	6,000.00	1,850.18	100.00	2,806.50	4,149.82	30.84
*****TOTAL FOR FUND-SCC 018 9501 (WESTERN ELEMENTARY BOOKFAIR/BOXTOPS FUND):	5,000.00	1,140.00	0.00	1,154.14	3,860.00	22.80
*****TOTAL FOR FUND-SCC 019 9121 (CENTRAL ELEMENTARY PTO GRANTS):	1,100.00	1,027.21	9.69	1,064.83	72.79	93.38
*****TOTAL FOR FUND-SCC 019 9122 (EASTERN ELEMENTARY PTO GRANTS):	1,100.00	1,027.19	9.69	1,064.79	72.81	93.38

*** NOTE!! ONLY ACTIVE ACCOUNTS HAVE BEEN SELECTED, TOTALS MAY EXCLUDE AMOUNTS THAT ARE RELATED TO INACTIVE ACCOUNTS. ***

Date: 12/04/20
 Time: 11:52 am

LEXINGTON LOCAL SCHOOLS
 Revenue Account Summary
 SORTED BY FUND-SCC/ACCT

Page: 3
 (REVSUM)

	FYTD Receivable	FYTD Actual Receipts	MTD Actual Receipts	YTD Actual Receipts	FYTD Balance Receivable	FYTD Percent Received
*****TOTAL FOR FUND-SCC 019 9123 (WESTERN ELEMENTARY PTO GRANTS):	1,100.00	1,027.19	9.69	1,064.80	72.81	93.38
*****TOTAL FOR FUND-SCC 019 9220 (RICH CO FOUND-LEGOS AND BUILDING BLOCKS):	0.00	0.00	0.00	55.21-	0.00	0.00
*****TOTAL FOR FUND-SCC 019 9222 (RICH CO FOUND-ONE BIG HAPPY FAMILY):	688.74	688.74	0.00	688.74	0.00	100.00
*****TOTAL FOR FUND-SCC 019 9223 (RICH CO FOUND-MAKER MAVEN STEM):	1,250.00	1,250.00	0.00	1,250.00	0.00	100.00
*****TOTAL FOR FUND-SCC 019 9224 (RICH CO FOUND-STEM SNAP CIRCUITS):	1,478.21	1,478.21	0.00	1,478.21	0.00	100.00
*****TOTAL FOR FUND-SCC 022 9601 (OHSAA TOURNAMENT AGENCY FUND):	19,628.00	3,185.00	3,060.00	5,662.62	16,443.00	16.23
*****TOTAL FOR FUND-SCC 024 0000 (EMPLOYEE BENEFITS FUND FOR MEDICAL/DENTAL):	4,975,263.00	2,240,219.06	446,882.48	4,545,488.25	2,735,043.94	45.03
*****TOTAL FOR FUND-SCC 034 0000 (OFCC PROJECT MAINTENANCE FUND):	184,000.00	82,054.39	0.00	184,162.79	101,945.61	44.59
*****TOTAL FOR FUND-SCC 200 9101 (HIGH SCHOOL ART CLUB):	279.00	0.00	0.00	278.70	279.00	0.00
*****TOTAL FOR FUND-SCC 200 9102 (HIGH SCHOOL DRAMA CLUB):	11,500.00	104.00-	0.00	508.73	11,604.00	0.90-

*** NOTE!! ONLY ACTIVE ACCOUNTS HAVE BEEN SELECTED, TOTALS MAY EXCLUDE AMOUNTS THAT ARE RELATED TO INACTIVE ACCOUNTS. ***

Handwritten mark

Date: 12/04/20
 Time: 11:52 am

LEXINGTON LOCAL SCHOOLS
 Revenue Account Summary
 SORTED BY FUND-SCC/ACCT

Page: 4
 (REVSUM)

	FYTD Receivable	FYTD Actual Receipts	MTD Actual Receipts	YTD Actual Receipts	FYTD Balance Receivable	FYTD Percent Received
*****TOTAL FOR FUND-SCC 200 9105 (HIGH SCHOOL FRENCH CLUB):	45.00	30.00	30.00	30.00	15.00	66.67
*****TOTAL FOR FUND-SCC 200 9107 (HIGH SCHOOL SPANISH CLUB):	150.00	0.00	0.00	0.00	150.00	0.00
*****TOTAL FOR FUND-SCC 200 9108 (HIGH SCHOOL LEO CLUB):	600.00	0.00	0.00	28.92	600.00	0.00
*****TOTAL FOR FUND-SCC 200 9114 (HIGH SCHOOL STUDENT COUNCIL FUND):	2,500.00	0.00	0.00	30.00	2,500.00	0.00
*****TOTAL FOR FUND-SCC 200 9115 (HIGH SCHOOL KEY CLUB):	3,000.00	500.25	0.00	700.25	2,499.75	16.68
*****TOTAL FOR FUND-SCC 200 9119 (HIGH SCHOOL YEARBOOK FUND):	16,500.00	8,080.00	1,680.00	8,735.00	8,420.00	48.97
*****TOTAL FOR FUND-SCC 200 9121 (HIGH SCHOOL NATIONAL HONOR SOCIETY):	2,500.00	744.00	576.00	754.00	1,756.00	29.76
*****TOTAL FOR FUND-SCC 200 9201 (JUNIOR HIGH ART CLUB):	75.00	178.15	0.00	178.15	103.15-	237.53
*****TOTAL FOR FUND-SCC 200 9204 (JUNIOR HIGH STUDENT COUNCIL FUND):	1,317.00	0.00	0.00	725.25	1,317.00	0.00
*****TOTAL FOR FUND-SCC 200 9301 (EASTERN ELEMENTARY STUDENT ACTIVITY FUND):	1,500.00	0.00	0.00	0.00	1,500.00	0.00

*** NOTE!! ONLY ACTIVE ACCOUNTS HAVE BEEN SELECTED, TOTALS MAY EXCLUDE AMOUNTS THAT ARE RELATED TO INACTIVE ACCOUNTS. ***

Date: 12/04/20
 Time: 11:52 am

LEXINGTON LOCAL SCHOOLS
 Revenue Account Summary
 SORTED BY FUND-SCC/ACCT

Page: 5
 (REVSUM)

	FYTD Receivable	FYTD Actual Receipts	MTD Actual Receipts	YTD Actual Receipts	FYTD Balance Receivable	FYTD Percent Received
*****TOTAL FOR FUND-SCC 200 9302 (EASTERN ELEMENTARY ROBOTICS FUND):	850.00	0.00	0.00	0.00	850.00	0.00
*****TOTAL FOR FUND-SCC 200 9612 (JUNIOR HIGH INFORMED TEENS FUND):	1,000.00	16.62	0.00	48.84	983.38	1.66
*****TOTAL FOR FUND-SCC 300 9116 (CHOIR):	300.00	0.00	0.00	300.00	300.00	0.00
*****TOTAL FOR FUND-SCC 300 9206 (JUNIOR HIGH PHYS ED DEPARTMENT FUND):	2,800.00	0.00	0.00	950.00	2,800.00	0.00
*****TOTAL FOR FUND-SCC 300 9600 (ATHLETIC FUND):	196,500.00	69,784.00	1,265.00	122,929.70	126,716.00	35.51
*****TOTAL FOR FUND-SCC 300 9601 (ATHLETIC CAPITAL FUND):	25,000.00	0.00	0.00	0.00	25,000.00	0.00
*****TOTAL FOR FUND-SCC 451 9020 (Network Connectivity FY 2020):	0.00	0.00	0.00	4,500.00	0.00	0.00
*****TOTAL FOR FUND-SCC 451 9021 (Network Connectivity FY 2021):	9,000.00	4,500.00	0.00	4,500.00	4,500.00	50.00
*****TOTAL FOR FUND-SCC 467 0000 (STUDENT WELLNESS AND SUCCESS FUND):	313,072.28	120,664.00	0.00	277,140.06	192,408.28	38.54
*****TOTAL FOR FUND-SCC 499 9021 (SCHOOL SAFETY GRANT FY21):	10,500.00	0.00	0.00	0.00	10,500.00	0.00

*** NOTE!! ONLY ACTIVE ACCOUNTS HAVE BEEN SELECTED, TOTALS MAY EXCLUDE AMOUNTS THAT ARE RELATED TO INACTIVE ACCOUNTS. ***

Date: 12/04/20
 Time: 11:52 am

LEXINGTON LOCAL SCHOOLS
 Revenue Account Summary
 SORTED BY FUND-SCC/ACCT

Page: 6
 (REVSUM)

	FYTD Receivable	FYTD Actual Receipts	MTD Actual Receipts	YTD Actual Receipts	FYTD Balance Receivable	FYTD Percent Received
*****TOTAL FOR FUND-SCC 499 9121 (SCHOOL BUS PURCHASE PROGRAM):	42,925.71	42,925.71	42,925.71	42,925.71	0.00	100.00
*****TOTAL FOR FUND-SCC 507 9021 (ESSER FUNDING FY21):	237,635.18	221,917.59	0.00	221,917.59	15,717.59	93.39
*****TOTAL FOR FUND-SCC 510 9021 (CRF FUNDING FY21):	118,824.75	25,963.14	0.00	25,963.14	92,861.61	21.85
*****TOTAL FOR FUND-SCC 516 9020 (IDEA-B SPECIAL EDUCATION FY20):	34,158.24	34,158.24	0.00	242,939.94	0.00	100.00
*****TOTAL FOR FUND-SCC 516 9021 (IDEA-B SPECIAL EDUCATION FY21):	585,490.44	131,933.96	53,960.75	131,933.96	453,556.48	22.53
*****TOTAL FOR FUND-SCC 572 9020 (TITLE I FY20):	37,225.31	34,683.37	1.99-	182,254.58	2,541.94	93.17
*****TOTAL FOR FUND-SCC 572 9021 (TITLE I FY21):	266,587.05	76,674.42	23,207.81	76,674.42	189,912.63	28.76
*****TOTAL FOR FUND-SCC 587 9020 (EARLY CHILDHOOD SPECIAL EDUCATION IDEA FY20):	3,304.44	3,304.44	0.00	17,182.87	0.00	100.00
*****TOTAL FOR FUND-SCC 587 9021 (EARLY CHILDHOOD SPECIAL EDUCATION IDEA FY21):	15,122.45	3,127.01	946.21	3,127.01	11,995.44	20.68
*****TOTAL FOR FUND-SCC 590 9020 (TITLE II-A IMPROVING TEACHER QUALITY FY20):	0.00	0.00	0.00	33,392.11	0.00	0.00

*** NOTE!! ONLY ACTIVE ACCOUNTS HAVE BEEN SELECTED, TOTALS MAY EXCLUDE AMOUNTS THAT ARE RELATED TO INACTIVE ACCOUNTS. ***

Date: 12/04/20
 Time: 11:52 am

LEXINGTON LOCAL SCHOOLS
 Revenue Account Summary
 SORTED BY FUND-SCC/ACCT

Page: 7
 (REVSUM)

	FYTD Receivable	FYTD Actual Receipts	MTD Actual Receipts	YTD Actual Receipts	FYTD Balance Receivable	FYTD Percent Received
*****TOTAL FOR FUND-SCC 590 9021 (TITLE II-A IMPROVING TEACHER QUALITY FY21):	52,936.51	22,906.47	7,929.30	22,906.47	30,030.04	43.27
*****TOTAL FOR FUND-SCC 599 9020 (TITLE IV FY20):	0.00	0.00	0.00	5,564.00	0.00	0.00
*****TOTAL FOR FUND-SCC 599 9021 (TITLE IV FY21):	30,138.07	20,034.95	34.95	20,034.95	10,103.12	66.48
*****TOTAL FOR FUND-SCC 599 9921 (RICHLAND COUNTY MOBILE HOT SPOT GRANT):	0.00	20,800.00	20,800.00	20,800.00	20,800.00-	0.00
*****GRAND TOTALS:	36,866,949.38	16,162,853.77	1,599,702.02	34,939,163.62	20,704,095.61	43.84

*** NOTE!! ONLY ACTIVE ACCOUNTS HAVE BEEN SELECTED, TOTALS MAY EXCLUDE AMOUNTS THAT ARE RELATED TO INACTIVE ACCOUNTS. ***

Date: 12/04/20
 Time: 11:53 am

LEXINGTON LOCAL SCHOOLS
 Appropriation Account Summary
 SORTED BY FUND-SCC/ACCT

Page: 1
 (APPSUM)

FYTD Appropriated	Prior FY Carryover Encumbrances	FYTD Expendable	FYTD Actual Expenditures	MTD Actual Expenditures	Current + Future Encumbrances	FYTD Remaining Balance	FYTD Percent Exp/Enc
*****TOTAL FOR FUND-SCC 001 0000 (GENERAL FUND):							
26,167,897.00	269,184.22	26,437,081.22	10,179,645.26	2,065,582.84	1,578,600.12	14,678,835.84	44.48
*****TOTAL FOR FUND-SCC 002 0000 (BOND RETIREMENT FUND):							
5,017,331.26	0.00	5,017,331.26	4,008,017.18	0.00	965,853.13	43,460.95	99.13
*****TOTAL FOR FUND-SCC 003 0000 (PERMANENT IMPROVEMENT FUND):							
725,000.00	28,616.47	753,616.47	390,348.48	64,619.37	17,807.37	345,460.62	54.16
*****TOTAL FOR FUND-SCC 004 0000 (LFI BUILDING FUND):							
10,092,430.78	881,259.00	10,973,689.78	459,997.46	244,993.46	2,563,753.45	7,949,938.87	27.55
*****TOTAL FOR FUND-SCC 006 0000 (FOOD SERVICE FUND):							
718,008.01	1,444.00	719,452.01	297,831.31	75,995.13	174,733.45	246,887.25	65.68
*****TOTAL FOR FUND-SCC 007 9100 (LEXINGTON MINUTEMEN ACADEMIC SCHOLARSHIP FUND):							
15,500.00	3,000.00	18,500.00	2,000.00	0.00	1,000.00	15,500.00	16.22
*****TOTAL FOR FUND-SCC 010 0000 (CLASSROOM FACILITIES CONSTRUCTION FUND):							
42,866,140.46	2,009,659.15	44,875,799.61	1,625,578.06	769,977.89	2,684,801.48	40,565,420.07	9.61
*****TOTAL FOR FUND-SCC 018 9100 (HIGH SCHOOL PRINCIPAL'S FUND):							
10,604.30	0.00	10,604.30	844.24	124.49	8,578.69	1,181.37	88.86
*****TOTAL FOR FUND-SCC 018 9101 (HIGH SCHOOL FLOWER FUND):							
209.00	0.00	209.00	0.00	0.00	0.00	209.00	0.00
*****TOTAL FOR FUND-SCC 018 9200 (JUNIOR HIGH PRINCIPAL'S FUND):							
5,412.67	5,880.00	11,292.67	140.00	140.00	11,795.00	642.33-	105.69

*** NOTE!! ONLY ACTIVE ACCOUNTS HAVE BEEN SELECTED, TOTALS MAY EXCLUDE AMOUNTS THAT ARE RELATED TO INACTIVE ACCOUNTS. ***

Date: 12/04/20
 Time: 11:53 am

LEXINGTON LOCAL SCHOOLS
 Appropriation Account Summary
 SORTED BY FUND-SCC/ACCT

Page: 2
 (APPSUM)

FYTD Appropriated	Prior FY Carryover Encumbrances	FYTD Expendable	FYTD Actual Expenditures	MTD Actual Expenditures	Current + Future Encumbrances	FYTD Remaining Balance	FYTD Percent Exp/Enc
*****TOTAL FOR FUND-SCC 018 9300 (EASTERN PRINCIPAL'S FUND):							
3,401.48	426.40	3,827.88	1,296.20	538.27	195.00	2,336.68	38.96
*****TOTAL FOR FUND-SCC 018 9301 (EASTERN ELEMENTARY BOOKFAIR/BOXTOPS FUND):							
10,397.27	0.00	10,397.27	0.00	0.00	0.00	10,397.27	0.00
*****TOTAL FOR FUND-SCC 018 9302 (EASTERN ELEMENTARY MATH):							
1,036.52	0.00	1,036.52	0.00	0.00	0.00	1,036.52	0.00
*****TOTAL FOR FUND-SCC 018 9303 (EASTERN RUN CLUB):							
1,771.83	0.00	1,771.83	815.10	0.00	384.90	571.83	67.73
*****TOTAL FOR FUND-SCC 018 9400 (CENTRAL PRINCIPAL'S FUND):							
7,500.00	1,282.91	8,782.91	1,336.35	208.00	542.00	6,904.56	21.39
*****TOTAL FOR FUND-SCC 018 9401 (CENTRAL ELEMENTARY BOOKFAIR FUND):							
6,500.00	56.72	6,556.72	394.85	0.00	205.15	5,956.72	9.15
*****TOTAL FOR FUND-SCC 018 9402 (CENTRAL ELEMENTARY ART):							
1,500.00	0.00	1,500.00	0.00	0.00	0.00	1,500.00	0.00
*****TOTAL FOR FUND-SCC 018 9500 (WESTERN PRINCIPAL'S FUND):							
9,500.00	201.50	9,701.50	176.98	110.00	0.00	9,524.52	1.82
*****TOTAL FOR FUND-SCC 018 9501 (WESTERN ELEMENTARY BOOKFAIR/BOXTOPS FUND):							
6,500.00	0.00	6,500.00	0.00	0.00	0.00	6,500.00	0.00
*****TOTAL FOR FUND-SCC 018 9503 (WESTERN ELEMENTARY ART):							
1,986.42	0.00	1,986.42	0.00	0.00	0.00	1,986.42	0.00

*** NOTE!! ONLY ACTIVE ACCOUNTS HAVE BEEN SELECTED, TOTALS MAY EXCLUDE AMOUNTS THAT ARE RELATED TO INACTIVE ACCOUNTS. ***

Date: 12/04/20
 Time: 11:53 am

LEXINGTON LOCAL SCHOOLS
 Appropriation Account Summary
 SORTED BY FUND-SCC/ACCT

Page: 3
 (APPSUM)

FYTD Appropriated	Prior FY Carryover Encumbrances	FYTD Expendable	FYTD Actual Expenditures	MTD Actual Expenditures	Current + Future Encumbrances	FYTD Remaining Balance	FYTD Percent Exp/Enc
*****TOTAL FOR FUND-SCC 018 9901 (JUNIOR HIGH TEACHER ADVISORY FUND):							
109.25	0.00	109.25	0.00	0.00	0.00	109.25	0.00
=====							
*****TOTAL FOR FUND-SCC 019 9001 (ACADEMIC BOOSTERS GRANTS):							
769.07	0.00	769.07	0.00	0.00	0.00	769.07	0.00
=====							
*****TOTAL FOR FUND-SCC 019 9121 (CENTRAL ELEMENTARY PTO GRANTS):							
2,306.26	443.64	2,749.90	498.89	156.43	250.00	2,001.01	27.23
=====							
*****TOTAL FOR FUND-SCC 019 9122 (EASTERN ELEMENTARY PTO GRANTS):							
2,401.33	0.00	2,401.33	0.00	0.00	0.00	2,401.33	0.00
=====							
*****TOTAL FOR FUND-SCC 019 9123 (WESTERN ELEMENTARY PTO GRANTS):							
3,139.13	0.00	3,139.13	0.00	0.00	0.00	3,139.13	0.00
=====							
*****TOTAL FOR FUND-SCC 019 9200 (RICHLAND COUNTY FOUNDATION GRANT PLAYGROUND):							
200.00	0.00	200.00	0.00	0.00	0.00	200.00	0.00
=====							
*****TOTAL FOR FUND-SCC 019 9218 (RICH CO FOUND-WRITE STUFF STEAM KIT):							
52.93	0.00	52.93	0.00	0.00	0.00	52.93	0.00
=====							
*****TOTAL FOR FUND-SCC 019 9221 (RICH CO FOUND-SCIENCE DISCOVERY BINS):							
0.95	0.00	0.95	0.00	0.00	0.00	0.95	0.00
=====							
*****TOTAL FOR FUND-SCC 019 9222 (RICH CO FOUND-ONE BIG HAPPY FAMILY):							
688.74	0.00	688.74	0.00	0.00	0.00	688.74	0.00
=====							
*****TOTAL FOR FUND-SCC 019 9223 (RICH CO FOUND-MAKER MAVEN STEM):							
1,250.00	0.00	1,250.00	1,250.00	1,250.00	0.00	0.00	100.00
=====							

*** NOTE!! ONLY ACTIVE ACCOUNTS HAVE BEEN SELECTED, TOTALS MAY EXCLUDE AMOUNTS THAT ARE RELATED TO INACTIVE ACCOUNTS. ***

Date: 12/04/20
 Time: 11:53 am

LEXINGTON LOCAL SCHOOLS
 Appropriation Account Summary
 SORTED BY FUND-SCC/ACCT

Page: 4
 (APPSUM)

FYTD Appropriated	Prior FY Carryover Encumbrances	FYTD Expendable	FYTD Actual Expenditures	MTD Actual Expenditures	Current + Future Encumbrances	FYTD Remaining Balance	FYTD Percent Exp/Enc
*****TOTAL FOR FUND-SCC 019 9224 (RICH CO FOUND-STEM SNAP CIRCUITS):							
1,478.21	0.00	1,478.21	1,411.85	0.00	0.00	66.36	95.51
*****TOTAL FOR FUND-SCC 019 9301 (RICH CO FOUND/SECO ROBOTICS GRANT (HEIMANN)):							
31.72	0.00	31.72	0.00	0.00	0.00	31.72	0.00
*****TOTAL FOR FUND-SCC 019 9302 (RICH CO RETIRED TEACHERS ASSOC):							
150.00	0.00	150.00	0.00	0.00	0.00	150.00	0.00
*****TOTAL FOR FUND-SCC 022 9601 (OHSAA TOURNAMENT AGENCY FUND):							
19,628.00	0.00	19,628.00	2,355.72	2,230.72	16,711.93	560.35	97.15
*****TOTAL FOR FUND-SCC 024 0000 (EMPLOYEE BENEFITS FUND FOR MEDICAL/DENTAL):							
5,096,545.00	0.00	5,096,545.00	2,457,283.17	454,564.22	19,250.00	2,620,011.83	48.59
*****TOTAL FOR FUND-SCC 034 0000 (OFCC PROJECT MAINTENANCE FUND):							
5,000.00	0.00	5,000.00	1,310.36	0.00	0.00	3,689.64	26.21
*****TOTAL FOR FUND-SCC 200 9101 (HIGH SCHOOL ART CLUB):							
651.46	0.00	651.46	0.00	0.00	0.00	651.46	0.00
*****TOTAL FOR FUND-SCC 200 9102 (HIGH SCHOOL DRAMA CLUB):							
20,000.00	4,599.04	24,599.04	0.00	0.00	0.00	24,599.04	0.00
*****TOTAL FOR FUND-SCC 200 9103 (HIGH SCHOOL MATH CLUB):							
52.70	0.00	52.70	0.00	0.00	0.00	52.70	0.00
*****TOTAL FOR FUND-SCC 200 9104 (HIGH SCHOOL LEADERSHIP COUNCIL):							
697.11	0.00	697.11	0.00	0.00	0.00	697.11	0.00

*** NOTE!! ONLY ACTIVE ACCOUNTS HAVE BEEN SELECTED, TOTALS MAY EXCLUDE AMOUNTS THAT ARE RELATED TO INACTIVE ACCOUNTS. ***

Date: 12/04/20
 Time: 11:53 am

LEXINGTON LOCAL SCHOOLS
 Appropriation Account Summary
 SORTED BY FUND-SCC/ACCT

Page: 5
 (APPSUM)

FYTD Appropriated	Prior FY Carryover Encumbrances	FYTD Expendable	FYTD Actual Expenditures	MTD Actual Expenditures	Current + Future Encumbrances	FYTD Remaining Balance	FYTD Percent Exp/Enc
*****TOTAL FOR FUND-SCC 200 9105 (HIGH SCHOOL FRENCH CLUB):							
379.75	0.00	379.75	0.00	0.00	0.00	379.75	0.00
*****TOTAL FOR FUND-SCC 200 9107 (HIGH SCHOOL SPANISH CLUB):							
718.50	0.00	718.50	0.00	0.00	0.00	718.50	0.00
*****TOTAL FOR FUND-SCC 200 9108 (HIGH SCHOOL LEO CLUB):							
1,000.00	518.13	1,518.13	0.00	0.00	0.00	1,518.13	0.00
*****TOTAL FOR FUND-SCC 200 9114 (HIGH SCHOOL STUDENT COUNCIL FUND):							
2,500.00	0.00	2,500.00	0.00	0.00	500.00	2,000.00	20.00
*****TOTAL FOR FUND-SCC 200 9115 (HIGH SCHOOL KEY CLUB):							
1,000.00	0.00	1,000.00	0.00	0.00	441.00	559.00	44.10
*****TOTAL FOR FUND-SCC 200 9116 (HIGH SCHOOL CHESS CLUB):							
321.00	0.00	321.00	0.00	0.00	0.00	321.00	0.00
*****TOTAL FOR FUND-SCC 200 9119 (HIGH SCHOOL YEARBOOK FUND):							
20,000.00	4,831.20	24,831.20	1,167.74	0.00	3,663.46	20,000.00	19.46
*****TOTAL FOR FUND-SCC 200 9120 (HIGH SCHOOL JOURNALISM FUND):							
250.00	0.00	250.00	0.00	0.00	0.00	250.00	0.00
*****TOTAL FOR FUND-SCC 200 9121 (HIGH SCHOOL NATIONAL HONOR SOCIETY):							
1,500.00	0.00	1,500.00	964.05	0.00	220.95	315.00	79.00
*****TOTAL FOR FUND-SCC 200 9201 (JUNIOR HIGH ART CLUB):							
616.33	0.00	616.33	0.00	0.00	0.00	616.33	0.00

*** NOTE!! ONLY ACTIVE ACCOUNTS HAVE BEEN SELECTED, TOTALS MAY EXCLUDE AMOUNTS THAT ARE RELATED TO INACTIVE ACCOUNTS. ***

Date: 12/04/20
 Time: 11:53 am

LEXINGTON LOCAL SCHOOLS
 Appropriation Account Summary
 SORTED BY FUND-SCC/ACCT

Page: 6
 (APPSUM)

FYTD Appropriated	Prior FY Carryover Encumbrances	FYTD Expensible	FYTD Actual Expenditures	MTD Actual Expenditures	Current + Future Encumbrances	FYTD Remaining Balance	FYTD Percent Exp/Enc
*****TOTAL FOR FUND-SCC 200 9204 (JUNIOR HIGH STUDENT COUNCIL FUND):							
1,500.00	0.00	1,500.00	0.00	0.00	0.00	1,500.00	0.00
*****TOTAL FOR FUND-SCC 200 9205 (JUNIOR HIGH LIBRARY CLUB):							
77.65	0.00	77.65	0.00	0.00	0.00	77.65	0.00
*****TOTAL FOR FUND-SCC 200 9301 (EASTERN ELEMENTARY STUDENT ACTIVITY FUND):							
2,000.00	0.00	2,000.00	0.00	0.00	225.00	1,775.00	11.25
*****TOTAL FOR FUND-SCC 200 9302 (EASTERN ELEMENTARY ROBOTICS FUND):							
1,425.16	0.00	1,425.16	0.00	0.00	0.00	1,425.16	0.00
*****TOTAL FOR FUND-SCC 200 9611 (HIGH SCHOOL INFORMED TEENS FUND):							
903.63	0.00	903.63	0.00	0.00	0.00	903.63	0.00
*****TOTAL FOR FUND-SCC 200 9612 (JUNIOR HIGH INFORMED TEENS FUND):							
1,544.18	0.00	1,544.18	0.00	0.00	0.00	1,544.18	0.00
*****TOTAL FOR FUND-SCC 300 9115 (JAZZ BAND):							
1,000.00	0.00	1,000.00	0.00	0.00	0.00	1,000.00	0.00
*****TOTAL FOR FUND-SCC 300 9116 (CHOIR):							
1,584.95	0.00	1,584.95	0.00	0.00	0.00	1,584.95	0.00
*****TOTAL FOR FUND-SCC 300 9206 (JUNIOR HIGH PHYS ED DEPARTMENT FUND):							
3,000.00	0.00	3,000.00	139.00	0.00	1,200.00	1,661.00	44.63
*****TOTAL FOR FUND-SCC 300 9210 (JR HIGH INSTRUMENTAL):							
41.03	0.00	41.03	0.00	0.00	0.00	41.03	0.00

*** NOTE!! ONLY ACTIVE ACCOUNTS HAVE BEEN SELECTED, TOTALS MAY EXCLUDE AMOUNTS THAT ARE RELATED TO INACTIVE ACCOUNTS. ***

Date: 12/04/20
 Time: 11:53 am

LEXINGTON LOCAL SCHOOLS
 Appropriation Account Summary
 SORTED BY FUND-SCC/ACCT

Page: 7
 (APPSUM)

FYTD Appropriated	Prior FY Carryover Encumbrances	FYTD Expendable	FYTD Actual Expenditures	MTD Actual Expenditures	Current + Future Encumbrances	FYTD Remaining Balance	FYTD Percent Exp/Enc
*****TOTAL FOR FUND-SCC 300 9600 (ATHLETIC FUND):							
198,700.00	2,209.18	200,909.18	80,309.74	5,391.48	67,018.68	53,580.76	73.33
*****TOTAL FOR FUND-SCC 300 9601 (ATHLETIC CAPITAL FUND):							
45,000.00	0.00	45,000.00	0.00	0.00	12,000.00	33,000.00	26.67
*****TOTAL FOR FUND-SCC 300 9602 (ORCHESTRA):							
63.22	0.00	63.22	0.00	0.00	0.00	63.22	0.00
*****TOTAL FOR FUND-SCC 300 9603 (ELEMENTARY MUSIC):							
1,572.09	0.00	1,572.09	0.00	0.00	0.00	1,572.09	0.00
*****TOTAL FOR FUND-SCC 300 9605 (BAND):							
232.95	0.00	232.95	0.00	0.00	0.00	232.95	0.00
*****TOTAL FOR FUND-SCC 451 9021 (Network Connectivity FY 2021):							
9,000.00	0.00	9,000.00	0.00	0.00	9,000.00	0.00	100.00
*****TOTAL FOR FUND-SCC 467 0000 (STUDENT WELLNESS AND SUCCESS FUND):							
313,958.80	19,964.28	333,923.08	149,154.71	65,731.52	25,119.32	159,649.05	52.19
*****TOTAL FOR FUND-SCC 499 9021 (SCHOOL SAFETY GRANT FY21):							
10,500.00	0.00	10,500.00	0.00	0.00	0.00	10,500.00	0.00
*****TOTAL FOR FUND-SCC 499 9121 (SCHOOL BUS PURCHASE PROGRAM):							
42,925.71	0.00	42,925.71	42,925.71	42,925.71	0.00	0.00	100.00
*****TOTAL FOR FUND-SCC 507 9021 (ESSER FUNDING FY21):							
23,763.52	0.00	23,763.52	8,045.93	0.00	0.00	15,717.59	33.86

*** NOTE!! ONLY ACTIVE ACCOUNTS HAVE BEEN SELECTED, TOTALS MAY EXCLUDE AMOUNTS THAT ARE RELATED TO INACTIVE ACCOUNTS. ***

Date: 12/04/20
 Time: 11:53 am

LEXINGTON LOCAL SCHOOLS
 Appropriation Account Summary
 SORTED BY FUND-SCC/ACCT

Page: 8
 (APPSUM)

FYTD Appropriated	Prior FY Carryover Encumbrances	FYTD Expendable	FYTD Actual Expenditures	MTD Actual Expenditures	Current + Future Encumbrances	FYTD Remaining Balance	FYTD Percent Exp/Enc
*****TOTAL FOR FUND-SCC 510 9021 (CRF FUNDING FY21):							
118,824.75	0.00	118,824.75	118,824.75	0.00	0.00	0.00	100.00
*****TOTAL FOR FUND-SCC 516 9020 (IDEA-B SPECIAL EDUCATION FY20):							
7,325.13	14,133.53	21,458.66	7,325.13	0.00	0.00	14,133.53	34.14
*****TOTAL FOR FUND-SCC 516 9021 (IDEA-B SPECIAL EDUCATION FY21):							
571,356.91	0.00	571,356.91	143,810.23	60,233.44	282,820.37	144,726.31	74.67
*****TOTAL FOR FUND-SCC 572 9020 (TITLE I FY20):							
15,578.12	1,187.16	16,765.28	10,436.23	2.27-	900.00	5,429.05	67.62
*****TOTAL FOR FUND-SCC 572 9021 (TITLE I FY21):							
262,800.22	0.00	262,800.22	78,980.84	23,040.11	401.35	183,418.03	30.21
*****TOTAL FOR FUND-SCC 587 9020 (EARLY CHILDHOOD SPECIAL EDUCATION IDEA FY20):							
0.00	60.00	60.00	0.00	0.00	0.00	60.00	0.00
*****TOTAL FOR FUND-SCC 587 9021 (EARLY CHILDHOOD SPECIAL EDUCATION IDEA FY21):							
15,062.45	0.00	15,062.45	3,539.25	1,358.45	8,935.95	2,587.25	82.82
*****TOTAL FOR FUND-SCC 590 9021 (TITLE II-A IMPROVING TEACHER QUALITY FY21):							
52,936.51	0.00	52,936.51	23,681.46	7,893.82	0.00	29,255.05	44.74
*****TOTAL FOR FUND-SCC 599 9020 (TITLE IV FY20):							
2,940.00	600.00	3,540.00	0.00	0.00	2,940.00	600.00	83.05
*****TOTAL FOR FUND-SCC 599 9021 (TITLE IV FY21):							
26,598.07	0.00	26,598.07	20,034.95	34.95	0.00	6,563.12	75.32

*** NOTE!! ONLY ACTIVE ACCOUNTS HAVE BEEN SELECTED, TOTALS MAY EXCLUDE AMOUNTS THAT ARE RELATED TO INACTIVE ACCOUNTS. ***

Date: 12/04/20
 Time: 11:53 am

LEXINGTON LOCAL SCHOOLS
 Appropriation Account Summary
 SORTED BY FUND-SCC/ACCT

FYTD Appropriated	Prior FY Carryover Encumbrances	FYTD Expendable	FYTD Actual Expenditures	MTD Actual Expenditures	Current + Future Encumbrances	FYTD Remaining Balance	FYTD Percent Exp/Enc
*****TOTAL FOR FUND-SCC 599 9921 (RICHLAND COUNTY MOBILE HOT SPOT GRANT):							
0.00	0.00	0.00	10,083.50	10,083.50	10,716.50	20,800.00-	0.00
=====							
*****GRAND TOTALS:							
92,584,279.49	3,249,556.53	95,833,836.02	20,131,954.68	3,897,181.53	8,470,564.25	67,231,317.09	29.85
=====							

*** NOTE!! ONLY ACTIVE ACCOUNTS HAVE BEEN SELECTED, TOTALS MAY EXCLUDE AMOUNTS THAT ARE RELATED TO INACTIVE ACCOUNTS. ***