


LEXINGTON LOCAL SCHOOLS



FINANCIAL REPORT
FOR THE PERIOD ENDING
NOVEMBER 30, 2019

PREPARED BY
JASON WHITESEL, TREASURER

DATE: 12/03/2019
TIME: 14:42

LEXINGTON LOCAL SCHOOLS
CASH RECONCILIATION AS OF 11/30/2019

PAGE: 1
(USAEMSED)

	SUB-TOTALS	TOTALS
	-----	-----
Gross Depository Balances:		
RICHLAND BANK MMA 5719	\$ 6,361,810.36	
RICHLAND BANK SWEEP ACCT 3520	629,146.67	
RICHLAND BANK GENERAL ACCT 0580	300,000.00	
RICHLAND BANK ANTHEM SWEEP 3523	1,412,228.66	
RICHLAND BANK EE BENEFITS 3180	0.00	
RICHLAND BANK PAYROLL ACCT 9780	12,200.69	
RICHLAND BANK ATHLETIC ACCT 3280	3,905.00	

Total Depository Balances (Gross)		\$ 8,719,291.38
Adjustments to Bank Balance:		
Cash in Transit to Bank	\$ 4,629.25	
Outstanding Checks	60,015.39-	
Adjustments	663.62-	
Municipal Income Tax -\$663.62		

Total Adjustments to Bank Balance		56,049.76-
Investments:		
Treasury Bonds and Notes	\$ 28,895,162.08	
Certificate of Deposits	6,530,000.00	
Other Securities	20,462,477.52	
Other Investments:		
Richland Bank MMA (5750)	165,155.49	
Richland Bank MMA (R252)	5,004,032.87	
Richland Bank MMA/Sav (R252)	248,000.00	

Total Investments		61,304,827.96
Cash on Hand:		
Petty Cash:		
TREASURER'S OFFICE	\$ 100.00	
HIGH SCHOOL	50.00	
JUNIOR HIGH SCHOOL	50.00	
EASTERN, CENTRAL, WESTERN	150.00	
Change Cash:		
ATHLETIC CHANGE	\$ 3,000.00	
CAFETERIA CHANGE	333.00	
JUNIOR HIGH SCHOOL	100.00	
Cash with Fiscal Agent	0.00	

Total Cash on Hand		3,783.00

Total Balances		\$ 69,971,852.58
		=====
Total Fund Balance		\$ 69,971,852.58
		=====
Depository Clearance Accounts:		

Total Clearance Account Balances		\$ 0.00

November 01, 2019 through November 30, 2019

Account Name : Lexington Local SD Managing Agency

Account No : 5750

Summary Of Investment Holdings

Quantity	Description			Unit Value	Market Value	Tax Cost	Estimated Ann Inc	Yield To Mkt
Money Markets - Taxable								
165,155.49	Northern Insl Government Select Portfolio			1.0000	165,155.49	165,155.49	2,576.43	1.56%
Totals					165,155.49	165,155.49	2,576.43	1.56%
Marketable CDs								
30,000	First General Bank	2.200%	01/21/2020	100.0924	30,027.72	30,000.00	660.00	2.20%
200,000	Alma Bank	1.300%	06/10/2020	99.8388	199,677.60	200,000.00	2,600.00	1.30%
150,000	Community Fin'l Svcs Bk KY	1.500%	08/19/2020	99.9384	149,907.60	150,000.00	2,250.00	1.50%
200,000	Bank Leumi USA NY NY	1.750%	08/25/2020	100.1175	200,235.00	200,000.00	3,500.00	1.75%
248,000	Wells Fargo Bank NA	2.800%	09/14/2020	100.9568	250,372.86	248,000.00	6,944.00	2.77%
200,000	Marlin Business Bank	1.850%	10/13/2020	100.2324	200,464.80	200,000.00	3,700.00	1.85%
175,000	Unison Bank	1.500%	11/25/2020	100.4346	175,760.55	175,000.00	2,625.00	1.49%
200,000	Goldman Sachs Bank USA	1.850%	02/17/2021	100.2957	200,591.40	200,000.00	3,700.00	1.84%
200,000	MB Financial Bank NA	1.400%	03/30/2021	99.3845	198,769.00	200,000.00	2,800.00	1.41%
100,000	BankVista	1.400%	04/06/2021	99.7072	99,707.20	100,000.00	1,400.00	1.40%
200,000	Bank of Santa Clarita CA	1.400%	04/15/2021	99.6980	199,396.00	200,000.00	2,800.00	1.40%
125,000	HSBC Bank USA NA	2.150%	07/26/2021	100.0716	125,089.50	125,000.00	2,687.50	2.15%
200,000	Stearns Bank NA	1.950%	09/29/2021	100.4981	200,996.20	200,000.00	3,900.00	1.94%
200,000	Citibank NA	3.150%	10/26/2021	102.7516	205,503.20	200,000.00	6,300.00	3.07%
200,000	BMW Bank North America	3.050%	12/28/2021	102.7411	205,482.20	200,000.00	6,100.00	2.97%
100,000	Medallion Bank UT	3.500%	01/10/2022	102.7853	102,785.30	100,000.00	3,500.00	3.41%
150,000	TIAA FSB	2.850%	02/22/2022	102.4616	153,692.40	150,000.00	4,275.00	2.78%
200,000	Bridgewater Bank Bloom MN	1.900%	02/28/2022	100.3877	200,775.40	200,000.00	3,800.00	1.89%
125,000	Citizens Alliance Bank	2.500%	03/15/2022	100.0412	125,051.50	125,000.00	3,125.00	2.50%
200,000	Continental Bank UT	1.900%	06/22/2022	100.3411	200,682.20	200,000.00	3,800.00	1.89%
200,000	American Express Centurion	2.400%	09/12/2022	101.2358	202,471.60	200,000.00	4,800.00	2.37%
200,000	Discover Bank	2.250%	09/27/2022	101.2428	202,485.60	200,000.00	4,500.00	2.22%
200,000	Sallie Mae Bank SLC UT	2.500%	12/13/2022	102.0062	204,012.40	200,000.00	5,000.00	2.45%

November 01, 2019 through November 30, 2019

Account Name : Lexington Local SD Managing Agency

Account No : 5750

Summary Of Investment Holdings

Quantity	Description			Unit Value	Market Value	Tax Cost	Estimated Ann Inc	Yield To Mkt
25,000	State Bank of India NY	3.000%	03/06/2023	103.7498	25,937.45	25,000.00	750.00	2.89%
200,000	Comenity Capital Bank	2.700%	04/17/2023	102.9128	205,825.60	200,000.00	5,400.00	2.62%
150,000	Merrick Bank	2.050%	07/12/2023	100.8497	151,274.55	150,000.00	3,075.00	2.03%
<i>Totals</i>					4,416,974.83	4,378,000.00	93,991.50	2.13%
<u>U.S. Govt Agy-Non-Ex St-Int Only</u>								
300,000	FNMA	1.300%	07/28/2020	99.7657	299,297.17	300,000.00	3,900.00	1.30%
200,000	FHLMC	2.050%	09/05/2023	99.6812	199,362.37	200,000.00	4,100.00	2.06%
200,000	FHLMC	1.900%	10/30/2023	100.0135	200,026.93	200,000.00	3,800.00	1.90%
<i>Totals</i>					698,686.47	700,000.00	11,800.00	1.69%
<i>Grand Total</i>					5,280,816.79	5,243,155.49	108,367.93	2.05%

November 01, 2019 through November 30, 2019

Account Name : Lexington Local SD Bond Acct Man Agcy

Account No : R252

Summary Of Investment Holdings

Quantity	Description		Unit Value	Market Value	Tax Cost	Estimated Ann Inc	Yield To Mkt
<u>Money Markets - Taxable</u>							
5,004,032.87	Northern Instl Government Select Portfolio		1.0000	5,004,032.87	5,004,032.87	78,062.91	1.56%
Totals				5,004,032.87	5,004,032.87	78,062.91	1.56%
<u>Money Markets/Savings - Taxable</u>							
248,000	Park National Bank FDIC Account P250		1.0000	248,000.00	248,000.00	3,918.40	1.58%
Totals				248,000.00	248,000.00	3,918.40	1.58%
<u>Marketable CDs</u>							
238,000	Zions Bancorp NA	1.950%	03/23/2020	100.1085	238,258.23	238,000.00	4,641.00 1.95%
248,000	Safra National Bank NY	2.000%	04/15/2020	100.1477	248,366.30	248,000.00	4,960.00 2.00%
238,000	Bank of America	1.950%	04/24/2020	100.1362	238,324.16	238,000.00	4,641.00 1.95%
238,000	Bank of Baroda	2.000%	04/24/2020	100.1564	238,372.23	238,000.00	4,760.00 2.00%
238,000	First National Bank	1.950%	06/25/2020	100.1986	238,472.67	238,000.00	4,641.00 1.95%
238,000	Goldman Sachs Bank USA	1.950%	07/23/2020	100.2252	238,535.98	238,000.00	4,641.00 1.95%
238,000	Morgan Stanley Bank NA	1.950%	07/24/2020	100.2263	238,538.59	238,000.00	4,641.00 1.95%
238,000	MetaBank	1.700%	10/30/2020	100.1079	238,256.80	238,000.00	4,046.00 1.70%
238,000	BMO Harris Bank NA	1.750%	11/02/2020	100.1556	238,370.33	238,000.00	4,165.00 1.75%
Totals				2,155,495.29	2,152,000.00	41,136.00	1.91%
<u>U.S. Treasury Bills</u>							
6,500,000	US Treasury Bill	2.010%	01/16/2020	99.8047	6,487,305.50	6,437,681.25	93,417.20 1.44%
15,000,000	US Treasury Bill		07/16/2020	99.0185	14,852,775.00	14,723,270.83	230,218.01 1.55%
Totals				21,340,080.50	21,160,952.08	323,635.21	1.52%
<u>U.S. Treasury Bonds</u>							
3,000,000	US Treasury Bond	2.750%	09/30/2020	100.8711	3,026,133.00	3,032,850.00	82,500.00 2.73%
Totals				3,026,133.00	3,032,850.00	82,500.00	2.73%

1.3

November 01, 2019 through November 30, 2019

Account Name : Lexington Local SD Bond Acct Man Agcy

Account No : R252

Summary Of Investment Holdings

Quantity	Description			Unit Value	Market Value	Tax Cost	Estimated Ann Inc	Yield To Mkt
<u>Commercial Paper - Corporate</u>								
2,950,000	Skandinav Enskida Bank Com'l	2.040%	12/06/2019	99.2237	2,927,098.18	2,927,098.17	60,180.00	2.06%
2,950,000	Old Line Funding LLC Com'l P	2.030%	01/07/2020	99.0470	2,921,887.33	2,921,887.32	59,884.99	2.05%
2,950,000	Collat CP Flex Co LLC Com'l	2.030%	01/13/2020	99.0132	2,920,889.22	2,920,889.24	59,885.01	2.05%
2,950,000	Suncorp Metway Ltd Com'l Pap	2.030%	01/16/2020	98.9963	2,920,390.20	2,920,390.19	59,885.00	2.05%
2,950,000	Fed Caisses Desjardins Com'l	2.030%	02/24/2020	98.7764	2,913,902.65	2,913,902.65	59,885.01	2.06%
2,950,000	Boeing Company Com'l Paper	2.030%	02/26/2020	99.2782	2,928,707.55	2,928,707.56	59,885.01	2.04%
2,950,000	Agricultural Bk China Com'l	1.960%	03/31/2020	99.3086	2,929,602.40	2,929,602.39	57,820.01	1.97%
Totals					20,462,477.53	20,462,477.52	417,425.03	2.04%
<u>U.S. Govt Agy-Exempt State</u>								
4,000,000	FFCB	1.790%	10/22/2020	100.0138	4,000,550.00	4,001,360.00	71,600.00	1.79%
Totals					4,000,550.00	4,001,360.00	71,600.00	1.79%
Grand Total					56,236,769.19	56,061,672.47	1,018,277.55	1.81%

LEXINGTON LOCAL SCHOOLS
INVESTMENT REPORT FOR THE MONTH ENDING
NOVEMBER 30, 2019

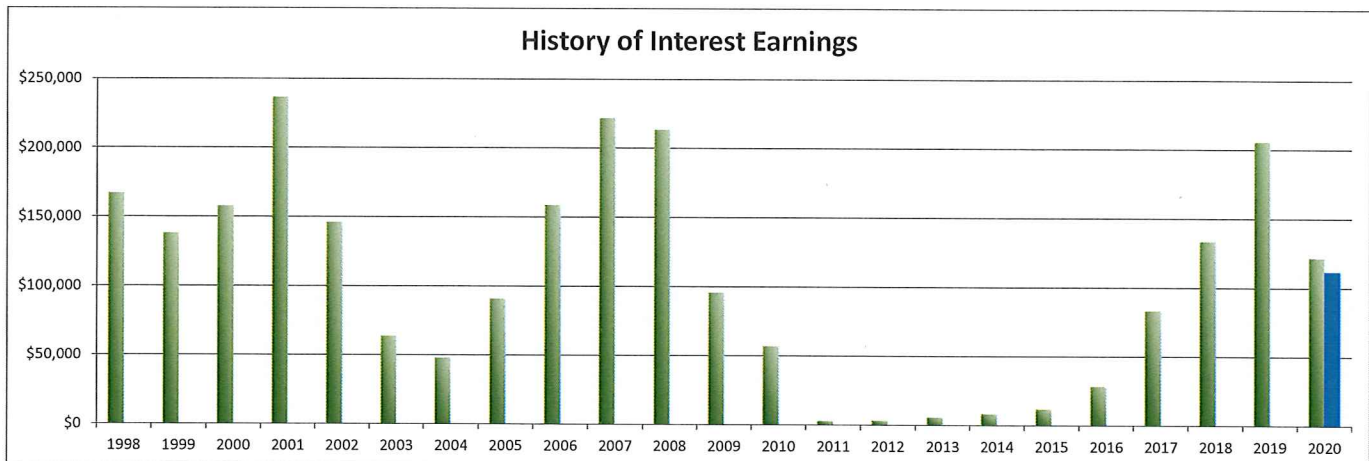
INTEREST EARNED:	THIS MONTH	FISCAL YEAR TO DATE
Richland Bank, General Sweep	\$1,390.64	\$10,636.61
Richland Bank, General MMA	\$9,398.96	\$56,345.69
Richland Bank, Anthem Sweep	\$1,758.70	\$9,152.74
Star Ohio	\$0.00	\$0.00
CDs, Bonds, and other investments	\$3,740.53	\$45,511.82
TOTAL INTEREST RECEIVED	\$16,288.83	\$121,646.86

INTEREST EARNED (LEX BOND ACCT)	THIS MONTH	FISCAL YEAR TO DATE
Richland Bank, General Sweep	\$0.00	\$0.00
Richland Bank, General MMA	\$0.00	\$0.00
Richland Bank, Anthem Sweep	\$0.00	\$0.00
Star Ohio	\$0.00	\$0.00
CDs, Bonds, and other investments	\$27,387.09	\$111,672.47
TOTAL INTEREST RECEIVED	\$27,387.09	\$111,672.47

History of Interest Earnings	Fiscal Year	Interest Earnings
	1998	\$ 167,057.52
	1999	\$ 138,113.69
	2000	\$ 157,991.72
	2001	\$ 236,839.79
	2002	\$ 146,052.34
	2003	\$ 63,712.36
	2004	\$ 47,970.95
	2005	\$ 90,719.94
	2006	\$ 158,724.51
	2007	\$ 221,998.86
	2008	\$ 213,660.34
	2009	\$ 95,639.63
	2010	\$ 56,860.22
	2011	\$ 3,001.78
	2012	\$ 3,090.00
	2013	\$ 5,758.97
	2014	\$ 8,349.92
	2015	\$ 11,765.22
	2016	\$ 28,300.22
	2017	\$ 83,194.26
	2018	\$ 133,582.49
	2019	\$ 205,588.68
FISCAL Year To Date	2020	\$121,646.86

Lex Bond Acct Interest Earnings	Fiscal Year	Interest Earnings
FISCAL Year To Date	2020	\$111,672.47

Total Interest Earnings 1998 to Present	\$ 2,399,620.27
--	------------------------



Processing Month: November 2019

(FINSUM)

LEXINGTON LOCAL SCHOOLS

Fnd	Acc	Description	Beginning Balance	MTD Revenues	FYTD Revenues	MTD Expenditures	FYTD Expenditures	Current Available Balance
001	0000	GENERAL FUND	9,425,388.56	1,722,763.95	10,815,700.48	2,038,271.00	10,612,629.99	9,628,459.05
001	9412	GENERAL BUDGET RESERVE SE	87,928.97	.00	.00	.00	.00	87,928.97
002	0000	BOND RETIREMENT FUND	1,925.89	.00	3,149,132.24	.00	415,418.79	2,735,639.34
003	0000	PERMANENT IMPROVEMENT FUND	65,009.60	41,738.85	322,881.72	6,256.22	620,089.41	232,198.09
004	0000	LFI BUILDING FUND	.00	5,359.94	56,492,093.88	.00	45,520,238.41	10,971,855.47
006	0000	FOOD SERVICE FUND	2,391.51	75,679.37	227,473.83	74,898.71	304,543.97	79,461.65
007	9100	LEXINGTON MINUTEMEN ACADE	18,983.37	2,206.34	4,629.82	.00	.00	23,613.19
007	9800	TERRY McDAWSON SCHOLARSHI	12,770.55	14.97	104.24	.00	.00	12,874.79
010	0000	CLASSROOM FACILITIES CONS	.00	22,027.15	45,089,817.00	.00	.00	45,089,817.00
018	9100	HIGH SCHOOL PRINCIPAL'S F	1,364.37	3,028.73	4,611.67	759.52	1,256.07	4,719.97
018	9200	JUNIOR HIGH PRINCIPAL'S F	2,084.24	28.00	4,354.00	35.00	215.00	6,223.24
018	9300	EASTERN PRINCIPAL'S FUND	5,077.34	.00	77.37	90.00	2,217.43	2,937.28
018	9301	EASTERN ELEMENTARY BOOKFA	9,119.25	2,109.52	2,109.52	.00	5,430.24	5,798.53
018	9302	EASTERN ELEMENTARY MATH	1,236.52	.00	.00	.00	150.00	1,086.52
018	9303	EASTERN RUN CLUB	206.68	.00	1,135.00	.00	819.85	521.83
018	9400	CENTRAL PRINCIPAL'S FUND	8,832.01	28.00	1,462.08	485.26	1,113.62	9,180.47
018	9401	CENTRAL ELEMENTARY BOOKFA	3,284.84	240.75	2,595.98	160.48	160.48	5,719.94
018	9402	CENTRAL ELEMENTARY ART	1,941.37	.00	.00	.00	.00	1,941.37
018	9500	WESTERN PRINCIPAL'S FUND	16,890.68	14.00	3,194.65	808.00	3,919.38	16,165.95
018	9501	WESTERN ELEMENTARY BOOKFA	2,944.06	.00	3,097.84	.00	3,130.94	2,910.96
018	9503	WESTERN ELEMENTARY ART	1,986.42	.00	.00	.00	.00	1,986.42
018	9901	JUNIOR HIGH TEACHER ADVIS	109.25	.00	.00	.00	.00	109.25
019	9001	ACADEMIC BOOSTERS GRANTS	769.07	.00	.00	.00	.00	769.07
019	9121	CENTRAL ELEMENTARY PTO GR	974.67	6.91	1,047.86	.00	.00	2,022.53
019	9122	EASTERN ELEMENTARY PTO GR	1,279.64	6.92	1,047.85	.00	1,071.36	1,256.13
019	9123	WESTERN ELEMENTARY PTO GR	1,429.82	6.92	1,047.86	.00	378.92	2,098.76
019	9200	RICHLAND COUNTY FOUNDATIO	200.00	.00	.00	.00	.00	200.00
019	9218	RICH CO FOUND-WRITE STUFF	52.93	.00	.00	.00	.00	52.93
019	9219	RICH CO FOUND-CLASSROOM L	.00	.00	549.52	.00	549.52	.00
019	9220	RICH CO FOUND-LEBOS AND B	.00	.00	915.00	.00	859.79	55.21
019	9221	RICH CO FOUND-SCIENCE DIS	.00	.00	1,500.00	1,499.05	1,499.05	.95
019	9301	RICH CO FOUND/SECD ROBOTI	31.72	.00	.00	.00	.00	31.72
019	9302	RICH CO RETIRED TEACHERS	150.00	.00	.00	.00	.00	150.00
022	9601	OHSAA TOURNAMENT AGENCY F	108.42	6,572.00	17,150.00	11,904.97	12,709.97	4,548.45
024	0000	EMPLOYEE BENEFITS FUND FO	1,148,706.99	450,171.95	2,221,951.83	309,885.59	1,958,430.16	1,412,228.66
200	9101	HIGH SCHOOL ART CLUB	93.76	.00	.00	.00	.00	93.76
200	9102	HIGH SCHOOL DRAMA CLUB	25,775.03	.00	.00	47.96	1,825.96	23,949.07
200	9103	HIGH SCHOOL MATH CLUB	52.70	.00	.00	.00	.00	52.70
200	9104	HIGH SCHOOL LEADERSHIP CO	754.05	.00	.00	56.94	56.94	697.11
200	9105	HIGH SCHOOL FRENCH CLUB	302.37	32.38	32.38	.00	.00	334.75
200	9107	HIGH SCHOOL SPANISH CLUB	618.50	.00	.00	.00	50.00	568.50
200	9108	HIGH SCHOOL LEO CLUB	3,286.40	150.00	390.45	489.87	489.87	3,186.98
200	9114	HIGH SCHOOL STUDENT COUNC	2,958.92	32.00	538.00	291.63	1,226.97	2,269.95
200	9115	HIGH SCHOOL KEY CLUB	950.98	120.00	2,790.00	1,436.22	1,573.22	2,167.76
200	9116	HIGH SCHOOL CHESS CLUB	321.00	.00	.00	.00	.00	321.00
200	9119	HIGH SCHOOL YEARBOOK FUND	49,110.95	1,490.00	7,820.00	429.00	3,392.95	53,538.00

Processing Month: November 2019

(FINSUM)

LEXINGTON LOCAL SCHOOLS

Fnd	Scc	Description	Beginning Balance	MTD Revenues	FYTD Revenues	MTD Expenditures	FYTD Expenditures	Current Available Balance
200	9120	HIGH SCHOOL JOURNALISM FU	505.44	.00	.00	.00	.00	505.44
200	9121	HIGH SCHOOL NATIONAL HOND	807.17	180.00	1,090.00	.00	1,148.00	749.17
200	9201	JUNIOR HIGH ART CLUB	541.33	.00	.00	.00	.00	541.33
200	9204	JUNIOR HIGH STUDENT COLINC	1,000.31	591.35	591.35	86.64	256.64	1,335.02
200	9205	JUNIOR HIGH LITERARY CLUB	77.65	.00	.00	.00	.00	77.65
200	9301	EASTERN ELEMENTARY STUDEN	1,233.78	250.00	250.00	.00	.00	1,483.78
200	9302	EASTERN ELEMENTARY ROBOTI	650.95	30.00	720.00	27.86	27.86	1,343.09
200	9611	HIGH SCHOOL INFORMED TEEN	903.63	.00	.00	.00	.00	903.63
200	9612	JUNIOR HIGH INFORMED TEEN	492.74	.00	13.32	.00	.00	506.06
300	9115	JAZZ BAND	1,850.81	.00	.00	.00	.00	1,850.81
300	9116	CHOIR	1,085.20	.00	.00	.00	.00	1,085.20
300	9206	JUNIOR HIGH PHYS ED DEPAR	3,924.68	250.00	840.00	.00	1,044.50	3,720.18
300	9210	JR HIGH INSTRUMENTAL	41.03	.00	.00	.00	.00	41.03
300	9600	ATHLETIC FUND	6,471.99	17,623.88	129,252.77	23,638.19	131,621.74	4,103.02
300	9601	ATHLETIC CAPITAL FUND	39,000.00	.00	13,000.00	.00	.00	52,000.00
300	9602	ORCHESTRA	63.22	.00	.00	.00	.00	63.22
300	9603	ELEMENTARY MUSIC	1,795.57	.00	.00	10.00	223.48	1,572.09
300	9605	BAND	232.95	.00	.00	.00	.00	232.95
451	9020	Network Connectivity FY 2	.00	.00	4,500.00	9,000.00	9,000.00	4,500.00-
467	0000	STUDENT WELLNESS AND SUCC	.00	.00	156,536.14	35,833.80	56,220.00	100,316.14
516	9019	IDEA-B SPECIAL EDUCATION	40,448.50-	.00	78,905.73	.00	38,457.23	.00
516	9020	IDEA-B SPECIAL EDUCATION	.00	98,078.28	187,485.68	58,239.80	188,576.28	1,090.60-
572	9019	TITLE I FY19	11,341.27-	.00	23,520.05	.00	12,178.78	.00
572	9020	TITLE I FY20	.00	23,129.09	79,337.52	23,235.21	81,937.36	2,599.84-
587	9019	EARLY CHILDHOOD SPECIAL E	7,546.89-	.00	7,546.89	.00	.00	.00
587	9020	EARLY CHILDHOOD SPECIAL E	.00	6,104.12	7,338.71	2,922.88	7,338.71	.00
590	9020	TITLE II-A IMPROVING TEAC	.00	7,829.46	22,772.03	7,860.87	23,582.61	810.58-
599	9020	TITLE IV FY20	.00	.00	11,606.96	.00	11,606.96	.00
Grand Total All Funds			10,903,962.17	2,487,894.83	119106,558.82	2,608,660.67	60038,668.41	69971,852.58
Total Invested Funds			.00					

DATE: 12/03/2019
TIME: 13:46:22OHIO DEPARTMENT OF EDUCATION - OFFICE OF SCHOOL MANAGEMENT ASSISTANCE
ANNUAL SPENDING PLAN (CURRENT OPERATION - GENERAL FUND ONLY - O.R.C. 5705.391)

PAGE: 1

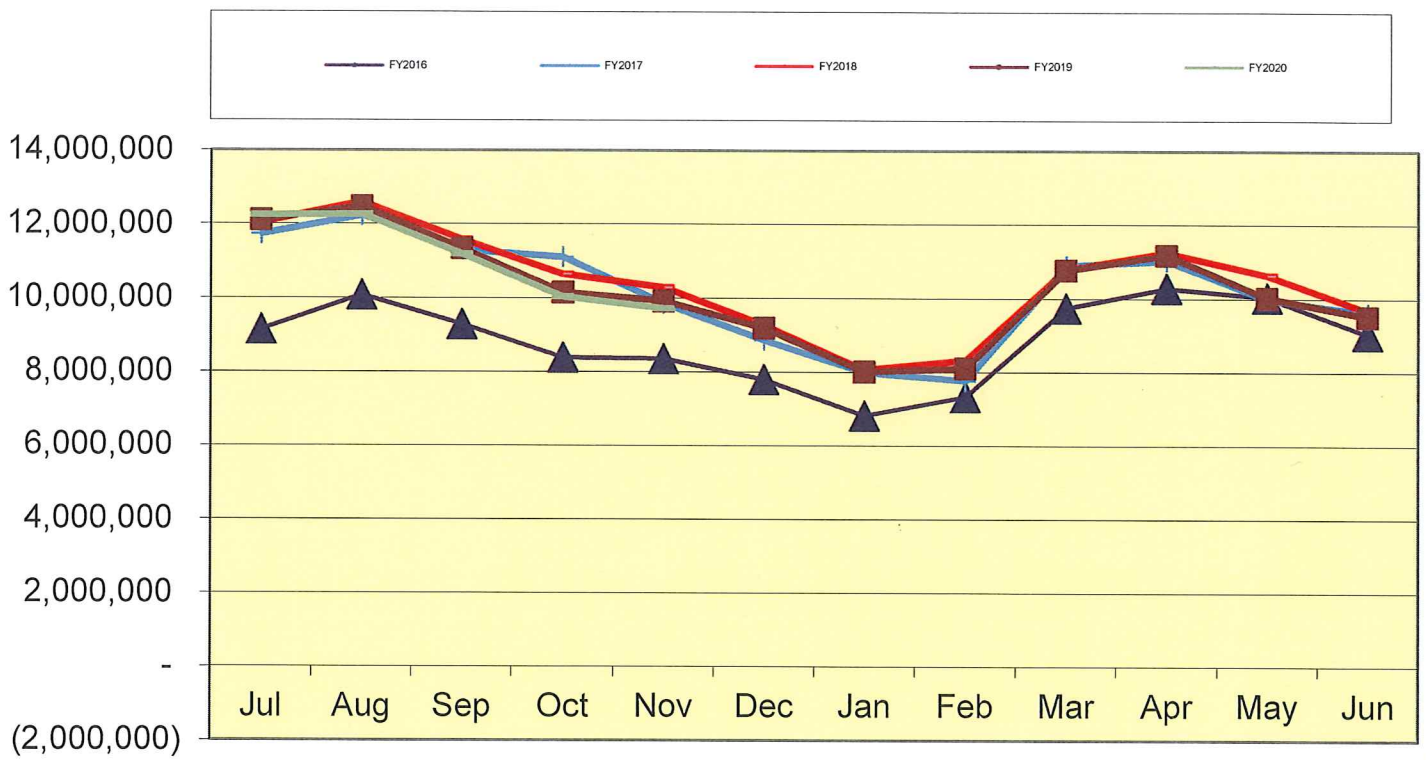
SCHOOL DISTRICT: LEXINGTON LOCAL SCHOOLS TRN # 049437 COUNTY: RICHLAND FISCAL YEAR: 2020 MONTH: 11

	MONTHLY ESTIMATE	MONTHLY ACTUAL	MONTHLY DIFFERENCE	FISCAL YTD ESTIMATE	FISCAL YTD ACTUAL	FISCAL YTD DIFFERENCE
REVENUES						
01.010 General Property (Real Estate)	0	0	0	4,746,629	4,746,629	0
01.020 Tangible Personal Property Tax	0	0	0	375,545	389,846	14,301
01.030 Income Tax	0	0	0	0	0	0
01.035 Unrestricted Grants-in-Aid	885,000	876,248	8,752-	4,466,679	4,457,927	8,752-
01.040 Restricted Grants-in-Aid	6,200	6,203	3	31,013	31,016	3
01.045 Restricted Grants-in-Aid - SFSP	0	0	0	0	0	0
01.050 Property Tax Allocation	816,000	810,261	5,739-	863,708	857,969	5,739-
01.060 All Other Operating Revenue	70,000	25,422	44,578-	292,812	248,255	44,557-
01.070 Total Revenue	1,777,200	1,718,134	59,066-	10,776,386	10,731,642	44,744-
OTHER FINANCING SOURCES						
02.010 Proceeds from Sale of Notes	0	0	0	0	0	0
02.020 State Emergency Loans & Advancements (Approved)	0	0	0	0	0	0
02.040 Operating Transfers-In	0	0	0	0	0	0
02.050 Advances-In	0	0	0	0	0	0
02.060 All Other Financing Sources	5,000	4,629	371-	59,759	84,056	24,297
02.070 Total Other Financing Sources	5,000	4,629	371-	59,759	84,056	24,297
02.080 Total Revenues and Other Financing Sources	1,782,200	1,722,763	59,437-	10,836,145	10,815,698	20,447-
EXPENDITURES						
03.010 Personal Services	1,145,000	1,140,646	4,354-	5,582,302	5,577,948	4,354-
03.020 Employees' Retirement/Insurance Benefits	565,000	549,829	15,171-	2,854,087	2,838,916	15,171-
03.030 Purchased Services	300,000	302,980	2,980	1,640,000	1,525,921	114,079-
03.040 Supplies and Materials	50,000	41,507	8,493-	509,161	500,668	8,493-
03.050 Capital Outlay	4,000	0	4,000-	47,760	43,760	4,000-
03.060 Intergovernmental	0	0	0	0	0	0
04.010 Debt Service: All Principal (Historical)	0	0	0	0	0	0
04.020 Debt Service: Principal - Notes	0	0	0	0	0	0
04.030 Debt Service: Principal - State Loans	0	0	0	0	0	0
04.040 Debt Service: Principal - State Advancements	0	0	0	0	0	0
04.050 Debt Service: Principal - HB 264 Loans	0	0	0	0	0	0
04.055 Debt Service: Principal - Other	0	0	0	0	0	0
04.060 Debt Service: Interest and Fiscal Charges	0	0	0	0	0	0
04.300 Other Objects	3,500	3,309	191-	125,608	125,417	191-
04.500 Total Expenditures	2,067,500	2,038,271	29,229-	10,758,918	10,612,630	146,288-
OTHER FINANCING USES						
05.010 Operating Transfers - Out	0	0	0	0	0	0
05.020 Advances - Out	0	0	0	0	0	0
05.030 All Other Financing Uses	0	0	0	0	0	0
05.040 Total Other Financing Uses	0	0	0	0	0	0
05.050 Total Expenditure and Other Financing Uses	2,067,500	2,038,271	29,229-	10,758,918	10,612,630	146,288-
06.010 Excess Rev & Oth Financing Sources over (under) Exp &	285,300-	315,508-	30,208-	77,227	203,069	125,841
07.010 Beginning Cash Balance	9,875,845	10,031,894	156,049	9,513,318	9,513,318	0
07.020 Ending Cash Balance	9,590,545	9,716,386	125,841	9,590,545	9,716,386	125,841
08.010 Outstanding Encumbrances	1,800,000	1,580,559	219,441-	1,800,000	1,580,559	219,441-

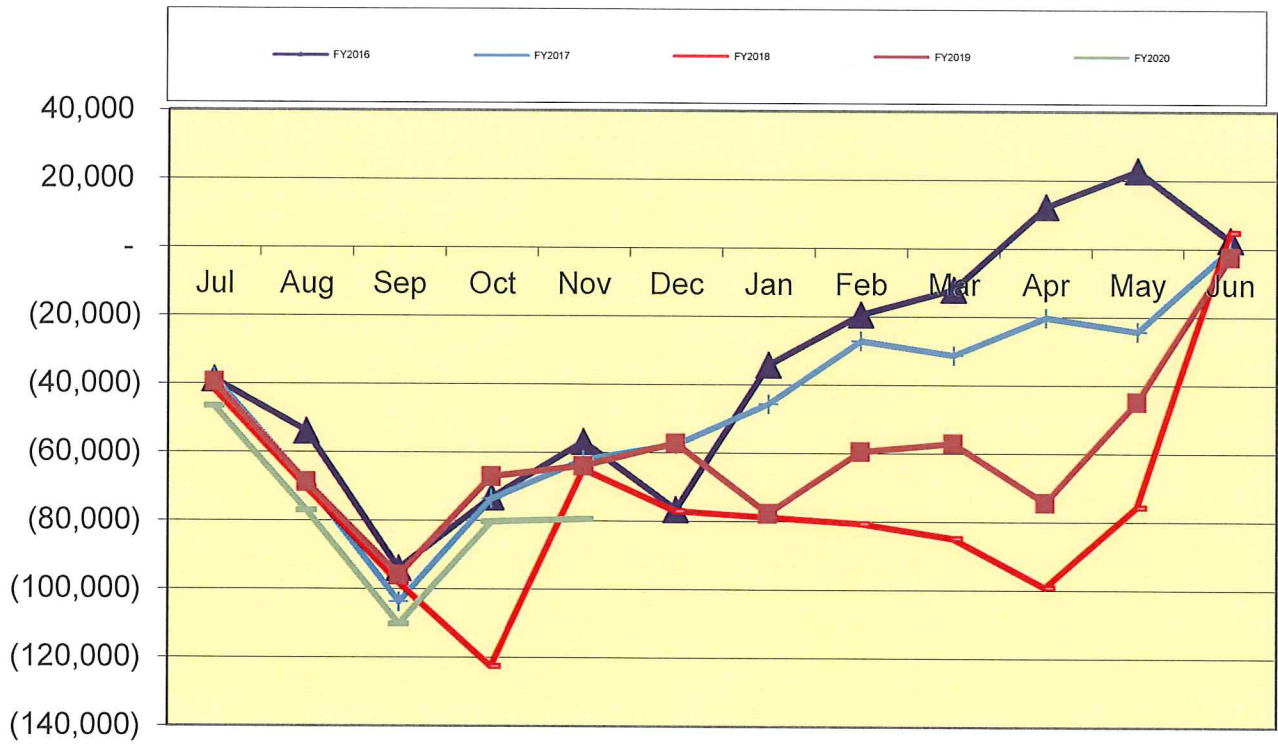
**LEXINGTON LOCAL SCHOOL DISTRICT
GENERAL FUND ONLY 2019-2020
SUMMARY OF RECEIPTS AND EXPENDITURES - FIVE YEAR FORECAST FORMAT**

LINE 7.010	BEGINNING CASH BALANCE		\$ 9,513,318		
	11/30/2019	FISCAL YEAR TO DATE Estimate	FISCAL YEAR TO DATE Actual	VARIANCE Estimate vs. Actual	PERCENT of VARIANCE
REVENUES					
LINE 1.010	Real Estate Tax	\$ 4,746,629	\$ 4,746,629	\$0	0.00%
LINE 1.020	Personal Property Tax	\$ 375,545	\$ 389,846	\$14,301	3.81%
LINE 1.030	Income Tax	\$ -	\$ -	\$0	
LINE 1.035	State Funding	\$ 4,466,679	\$ 4,457,927	(\$8,752)	-0.20%
LINE 1.040	Career Tech / Economic Disadv.	\$ 31,013	\$ 31,016	\$3	0.01%
LINE 1.050	Property Tax Allocation	\$ 863,708	\$ 857,969	(\$5,739)	-0.66%
LINE 1.060	Other Operating Revenue	\$ 292,812	\$ 248,255	(\$44,557)	-15.22%
LINE 1.070	TOTAL REVENUE	\$ 10,776,386	\$ 10,731,642	(\$44,744)	-0.42%
LINE 2.01	Proceeds from Notes	\$ -	\$ -	\$0	
LINE 2.04	Transfers In	\$ -	\$ -	\$0	
LINE 2.050	Advances In	\$ -	\$ -	\$0	#DIV/0!
LINE 2.060	Other Financing Sources	\$ 59,759	\$ 84,056	\$24,297	40.66%
LINE 2.070	TOTAL OTHER SOURCES	\$ 59,759	\$ 84,056	\$24,297	40.66%
LINE 2.080	TOTAL REVENUES & Sources	\$ 10,836,145	\$ 10,815,698	(\$20,447)	-0.19%
EXPENSES					
LINE 3.010	Salaries	\$ 5,582,302	\$ 5,577,948	\$4,354	0.08%
LINE 3.020	Retirement and Benefits	\$ 2,854,087	\$ 2,838,916	\$15,171	0.53%
LINE 3.030	Purchased Services	\$ 1,640,000	\$ 1,525,921	\$114,079	6.96%
LINE 3.040	Supplies and Materials	\$ 509,161	\$ 500,668	\$8,493	1.67%
LINE 3.050	Capital Outlay and Equipment	\$ 47,760	\$ 43,760	\$4,000	8.38%
LINE 3.06	INTERGOVERNMENTAL	\$ -	\$ -	\$0	
LINE 4.020	DEBT SERVICE - Notes	\$ -	\$ -	\$0	
LINE 4.060	DEBT SERVICE - Interest charges	\$ -	\$ -	\$0	
LINE 4.300	Other Objects	\$ 125,608	\$ 125,417	\$191	0.15%
LINE 4.500	TOTAL EXPENDITURES	\$ 10,758,918	\$ 10,612,630	\$146,288	1.36%
LINE 5.00	TRANSFERS OUT	\$ -	\$ -	\$0	
LINE 5.02	ADVANCES OUT	\$ -	\$ -	\$0	
LINE 5.03	ALL OTHER USES	\$ -	\$ -	\$0	
LINE 5.040	TOTAL OTHER USES	\$ -	\$ -	\$0	
LINE 5.050	TOTAL EXPENDITURES & USES	\$ 10,758,918	\$ 10,612,630	\$146,288	1.36%
		Estimate	Actual	Variance	
LINE 6.010	REVENUES OVER EXPENSES	\$ 77,227	\$ 203,068	\$125,841	
LINE 7.020	ENDING CASH BALANCE	\$ 9,590,545	\$ 9,716,386	\$125,841	
	Less Reserves	\$ (87,929)	\$ (87,929)	\$ -	
LINE 8.010	Less Outstanding Encumbrances	\$ (1,800,000)	\$ (1,580,559)	\$ 219,441	-12.19%
LINE 15.010	Unreserved Fund Balance	\$ 7,702,616	\$ 8,047,898	\$345,282	4.48%
		Estimate	Actual	Benchmark Yr. End	
	Salaries/Benefits as % of Revenue	78.3%	78.4%	80.1% or below	
	True Days Cash - Calendar Days on which can operate	110	116	90 or above optimal	

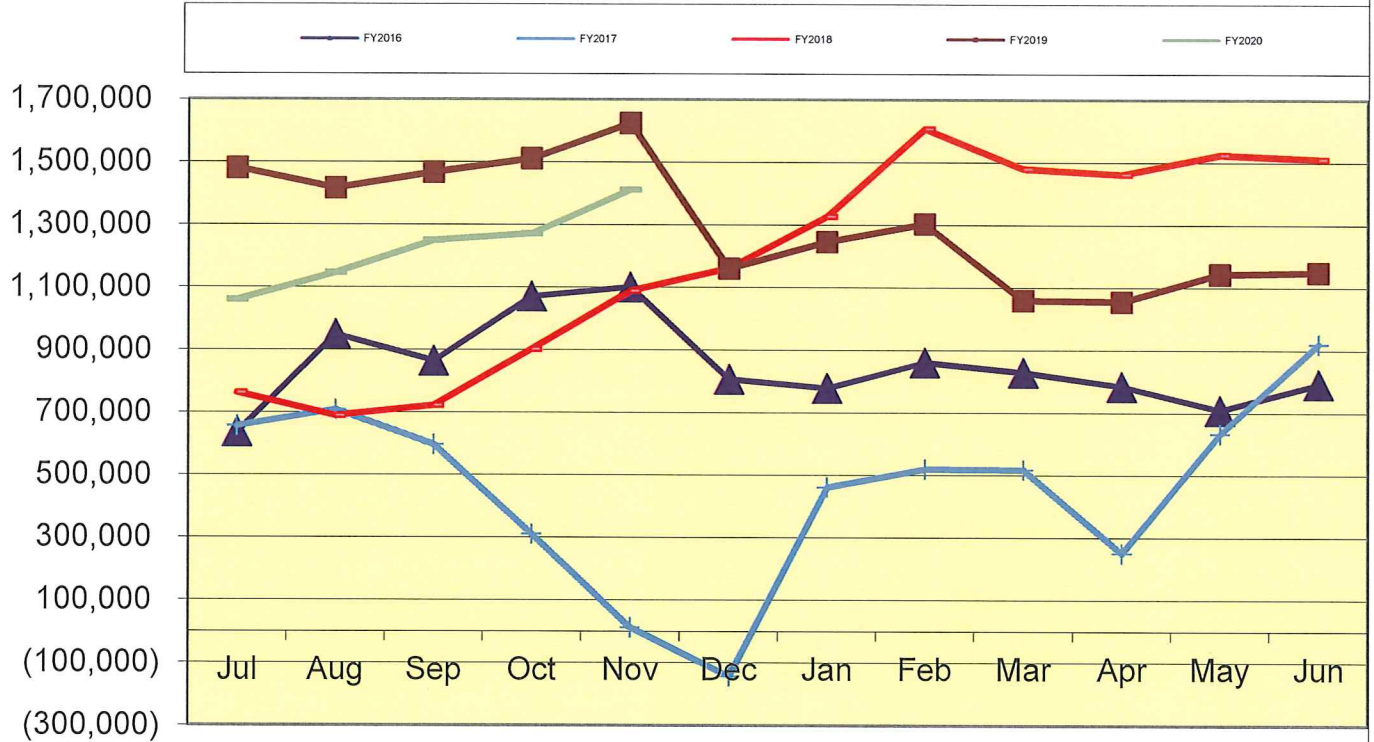
Lexington Local Schools General Fund Cash Balance



Lexington Local Schools Food Service Fund Cash Balance



Lexington Local Schools Employee Benefits Fund Cash Balance



Lexington Local Schools

Permanent Improvement Fund
11/30/2019

	Budgeted Amount	Actual Fiscal Year Expended	Current Encumbrances	Expenses / Encumbrances Over/Under Estimate	Remaining Estimated PI Project Costs
Instruction and Administration					
JH Social Studies Textbooks	\$ 21,000.00	\$ 20,719.58	\$ -	\$280.42	\$0.00
Western Elementary Equipment/Materials	\$ 18,734.00	\$ 18,186.17	\$ 650.00	(\$102.17)	\$0.00
Spanish Textbooks/Materials	\$ 9,152.90	\$ -	\$ -	\$9,152.90	\$9,152.90
HS Art Equipment	\$ 8,237.63	\$ 8,537.55	\$ -	(\$299.92)	\$0.00
JH Robotics Equipment	\$ 8,119.82	\$ 8,119.82	\$ -	\$0.00	\$0.00
HS Instrumental Music Equipment	\$ 2,333.33	\$ 2,369.21	\$ 2,672.00	(\$2,707.88)	\$0.00
Eastern Tables	\$ 4,328.32	\$ 4,540.20	\$ -	(\$211.88)	\$0.00
HS Protective Gym Flooring	\$ 3,515.20	\$ 3,515.20	\$ -	\$0.00	\$0.00
Eastern PE Equipment	\$ 3,000.00	\$ 3,250.00	\$ -	(\$250.00)	\$0.00
JH PE Equipment	\$ 1,030.54	\$ 1,030.54	\$ -	\$0.00	\$0.00
AudioMeter (Nurse)	\$ 1,043.67	\$ 1,043.67	\$ -	\$0.00	\$0.00
Wilson Foundation Teacher Kits	\$ 2,606.30	\$ -	\$ -	\$2,606.30	\$2,606.30
Eastern Reading Books	\$ 1,289.76	\$ 1,289.76	\$ -	\$0.00	\$0.00
Eastern Social Studies Text Set	\$ 1,085.78	\$ 1,085.78	\$ -	\$0.00	\$0.00
Central Equipment	\$ 790.60	\$ 640.60	\$ -	\$150.00	\$0.00
Eastern Equipment	\$ 259.19	\$ 259.19	\$ -	\$0.00	\$0.00
Central Tables	\$ 748.80	\$ 392.44	\$ 356.36	\$0.00	\$0.00
Maintenance					
New Maintenance Truck	\$ 45,435.50	\$ 45,435.50	\$ -	\$0.00	\$0.00
Roof Project Western/Central	\$ 28,345.00	\$ 28,345.00	\$ -	\$0.00	\$0.00
Roof Project Bus Garage	\$ 28,392.00	\$ 28,392.00	\$ -	\$0.00	\$0.00
Transportation					
New mini-buses	\$ 89,400.00	\$ 89,400.00	\$ -	\$0.00	\$0.00
New handicap bus	\$ 86,916.00	\$ 86,762.00	\$ 154.00	\$0.00	\$0.00
Transportation Power Washer	\$ 7,843.06	\$ 7,843.06	\$ -	\$0.00	\$0.00
Transportation Gas Tank	\$ 3,798.00	\$ 3,798.00	\$ -	\$0.00	\$0.00
Technology					
Computers, servers, tech equip., etc.	\$ 200,000.00	\$ 142,486.78	\$ 10,255.20	\$47,258.02	\$47,258.02
Western Tech Equipment	\$ 3,500.00	\$ 3,500.00	\$ -	\$0.00	\$0.00
Eastern Tech Equipment	\$ 5,000.00	\$ 4,919.01	\$ -	\$80.99	\$0.00
Food Service					
Food Service Equipment	\$ 15,816.00	\$ 15,765.98	\$ -	\$50.02	\$0.00
Food Service Washing Machine	\$ 398.00	\$ -	\$ 398.00	\$0.00	\$0.00
Athletics and Student Activities					
HS Athletics Equipment	\$ 21,584.58	\$ 21,428.58	\$ -	\$156.00	\$0.00
HS Marching Band Uniforms	\$ 62,000.00	\$ 61,770.44	\$ -	\$229.56	\$0.00
Fees					
Tax Collection Fees	\$ 14,500.00	\$ 5,263.35	\$ -	\$9,236.65	\$9,236.65
Totals					
	\$ 700,203.98	\$ 620,089.41	\$ 14,485.56	\$65,629.01	\$68,253.87
Total Budgeted	\$ 700,203.98				
Actual Cash Balance 7/1/19	\$ 65,009.60				
Revenues FY20 - Taxes from levy	\$ 281,142.87				
Expenditures FY20	\$ (620,089.41)				
Current Cash Balance	(\$273,936.94)				
Current Encumbrances	\$ (14,485.56)				
Available Balance	(\$288,422.50)				
Remaining Estimated Revenues FY20 - Taxes from levy	\$ 393,857.13				
Less: Remaining Estimated PI Project Costs	(\$68,253.87)				
6/30/20 Estimated Carryover	\$ 37,180.76				

Lexington Local Schools

Food Service Fund 2019-20 vs. 2018-2019 vs. 2017-2018

							Beginning Balance 7/1/18	\$ (2,391)
2019-2020 Through 11/30/19								
<i>Revenues</i>	District-Wide	High School	Junior High	Eastern	Central	Western	Total	
Student Type A, Ezipay, Misc	\$ -	\$ 32,629	\$ 17,274	\$ 19,438	\$ 17,982	\$ 13,177	\$ 100,500	
Student Break, Milk & A La Carte	\$ -	\$ 15,423	\$ 4,408	\$ 4,177	\$ 2,942	\$ 2,697	\$ 29,647	
Adult & Misc revenues	\$ 2,213	\$ 2,126	\$ 511	\$ 1,099	\$ 958	\$ 829	\$ 7,736	
State Reimb	\$ -	\$ -	\$ -	\$ -	\$ -	\$ -	\$ -	
Federal Reimb	\$ -	\$ 19,665	\$ 13,878	\$ 21,645	\$ 20,978	\$ 13,425	\$ 89,591	
Transfer In	\$ -	\$ -	\$ -	\$ -	\$ -	\$ -	\$ -	
Total Revenues	\$ 2,213	\$ 69,843	\$ 36,071	\$ 46,359	\$ 42,860	\$ 30,128	\$ 227,474	
<i>Expenses</i>								
Wages	\$ 20,524	\$ 46,041	\$ 24,164	\$ 19,399	\$ 14,087	\$ 14,854	\$ 139,069	
Severance	\$ -	\$ -	\$ -	\$ -	\$ -	\$ -	\$ -	
Retirement	\$ 5,030	\$ 9,134	\$ 3,504	\$ 6,954	\$ 3,028	\$ 3,260	\$ 30,910	
Medical	\$ 12,243	\$ 18,144	\$ 6,781	\$ 14,754	\$ 5,357	\$ -	\$ 57,279	
Life, Dent, MC, WC	\$ 561	\$ 1,401	\$ 962	\$ 668	\$ 394	\$ 195	\$ 4,181	
Purch Serv, Repairs, Phone, Posti	\$ 1,032	\$ 5,628	\$ 999	\$ 594	\$ 1,046	\$ 546	\$ 9,845	
Supplies	\$ 3,433	\$ -	\$ -	\$ -	\$ -	\$ -	\$ 3,433	
Food Costs	\$ -	\$ 20,397	\$ 10,430	\$ 18,430	\$ 5,803	\$ 4,767	\$ 59,827	
Equipment	\$ -	\$ -	\$ -	\$ -	\$ -	\$ -	\$ -	
Other Costs	\$ -	\$ -	\$ -	\$ -	\$ -	\$ -	\$ -	
Total Expenses	\$ 42,823	\$ 100,745	\$ 46,840	\$ 60,799	\$ 29,715	\$ 23,622	\$ 304,544	
Net Gain (Loss)	\$ (40,610)	\$ (30,902)	\$ (10,769)	\$ (14,440)	\$ 13,145	\$ 6,506	\$ (77,070)	
							Ending Cash Balance 11/30/19	\$ (79,461)

							Beginning Balance 7/1/18	\$ 4,848
2018-2019 Through 11/30/18								
<i>Revenues</i>	District-Wide	High School	Junior High	Eastern	Central	Western	Total	
Student Type A, Ezipay, Misc	\$ -	\$ 38,122	\$ 18,169	\$ 18,287	\$ 16,163	\$ 14,349	\$ 105,090	
Student Break, Milk & A La Carte	\$ -	\$ 19,410	\$ 5,410	\$ 3,820	\$ 2,192	\$ 2,437	\$ 33,269	
Adult & Misc revenues	\$ 4,927	\$ 1,698	\$ 431	\$ 1,070	\$ 996	\$ 762	\$ 9,884	
State Reimb	\$ -	\$ -	\$ -	\$ -	\$ -	\$ -	\$ -	
Federal Reimb	\$ -	\$ 19,059	\$ 13,465	\$ 23,410	\$ 14,957	\$ 13,219	\$ 84,110	
Transfer In	\$ -	\$ -	\$ -	\$ -	\$ -	\$ -	\$ -	
Total Revenues	\$ 4,927	\$ 78,289	\$ 37,475	\$ 46,587	\$ 34,308	\$ 30,767	\$ 232,353	
<i>Expenses</i>								
Wages	\$ 20,121	\$ 47,523	\$ 23,086	\$ 15,602	\$ 13,814	\$ 14,511	\$ 134,657	
Severance	\$ -	\$ -	\$ -	\$ -	\$ -	\$ -	\$ -	
Retirement	\$ 4,829	\$ 9,758	\$ 4,909	\$ 5,732	\$ 3,482	\$ 3,060	\$ 31,770	
Medical	\$ 11,956	\$ 20,932	\$ 10,515	\$ 14,409	\$ 3,311	\$ -	\$ 61,123	
Life, Dent, MC, WC	\$ 556	\$ 1,520	\$ 921	\$ 605	\$ 421	\$ 192	\$ 4,215	
Purch Serv, Repairs, Phone, Posti	\$ 2,030	\$ 839	\$ 709	\$ 472	\$ 472	\$ 472	\$ 4,994	
Supplies	\$ 2,258	\$ 21,573	\$ 12,326	\$ 17,207	\$ 5,493	\$ 5,505	\$ 64,362	
Food Costs	\$ -	\$ -	\$ -	\$ -	\$ -	\$ -	\$ -	
Equipment	\$ -	\$ -	\$ -	\$ -	\$ -	\$ -	\$ -	
Other Costs	\$ -	\$ -	\$ -	\$ -	\$ -	\$ -	\$ -	
Total Expenses	\$ 41,750	\$ 102,145	\$ 52,466	\$ 54,027	\$ 26,993	\$ 23,740	\$ 301,121	
Net Gain (Loss)	\$ (36,823)	\$ (23,856)	\$ (14,991)	\$ (7,440)	\$ 7,315	\$ 7,027	\$ (68,768)	
							Ending Cash Balance 11/30/18	\$ (63,920)

							Beginning Balance 7/1/17	\$ 13
2017-2018 Through 11/30/17								
<i>Revenues</i>	District-Wide	High School	Junior High	Eastern	Central	Western	Total	
Student Type A, Ezipay, Misc	\$ -	\$ 40,331	\$ 15,929	\$ 19,465	\$ 14,731	\$ 12,607	\$ 103,063	
Student Break, Milk & A La Carte	\$ -	\$ 21,621	\$ 4,865	\$ 4,715	\$ 1,690	\$ 2,643	\$ 35,534	
Adult & Misc revenues	\$ 4,441	\$ 1,143	\$ 543	\$ 1,141	\$ 941	\$ 865	\$ 9,074	
State Reimb	\$ -	\$ -	\$ -	\$ -	\$ -	\$ -	\$ -	
Federal Reimb	\$ -	\$ 20,063	\$ 13,173	\$ 23,133	\$ 16,476	\$ 11,264	\$ 84,109	
Transfer In	\$ -	\$ -	\$ -	\$ -	\$ -	\$ -	\$ -	
Total Revenues	\$ 4,441	\$ 83,158	\$ 34,510	\$ 48,454	\$ 33,838	\$ 27,379	\$ 231,780	
<i>Expenses</i>								
Wages	\$ 19,838	\$ 48,016	\$ 21,495	\$ 14,957	\$ 14,577	\$ 14,136	\$ 133,019	
Severance	\$ -	\$ -	\$ -	\$ -	\$ -	\$ -	\$ -	
Retirement	\$ 4,750	\$ 12,050	\$ 4,106	\$ 4,527	\$ 4,696	\$ 3,236	\$ 33,365	
Medical	\$ 11,071	\$ 20,013	\$ 9,737	\$ 13,342	\$ 3,066	\$ -	\$ 57,229	
Life, Dent, MC, WC	\$ 533	\$ 1,367	\$ 855	\$ 566	\$ 418	\$ 191	\$ 3,930	
Purch Serv, Repairs, Phone, Posti	\$ 763	\$ 208	\$ 208	\$ 636	\$ 208	\$ 208	\$ 2,231	
Supplies	\$ 3,152	\$ -	\$ -	\$ -	\$ -	\$ -	\$ 3,152	
Food Costs	\$ -	\$ 25,854	\$ 9,696	\$ 18,052	\$ 5,186	\$ 4,908	\$ 63,696	
Equipment	\$ -	\$ -	\$ -	\$ -	\$ -	\$ -	\$ -	
Other Costs	\$ -	\$ -	\$ -	\$ -	\$ -	\$ -	\$ -	
Total Expenses	\$ 40,107	\$ 107,508	\$ 46,097	\$ 52,080	\$ 28,151	\$ 22,679	\$ 296,622	
Net Gain (Loss)	\$ (35,666)	\$ (24,350)	\$ (11,587)	\$ (3,626)	\$ 5,687	\$ 4,700	\$ (64,842)	
							Ending Cash Balance 11/30/17	\$ (64,829)

Check#	Check Date	Org Sta	Vendor Paid	Check Amount	Status Date
086648	11/04/2019	W/R	MUSKINGUM UNIVERSITY	200.00	11/08/2019
086649	11/04/2019	W/R	THEM, PETER	450.00	11/06/2019
086650	11/04/2019	W/R	ALL OHIO COUNSELORS CONFERENCE	200.00	11/12/2019
086651	11/04/2019	W/R	THE ARBITER	175.00	11/14/2019
086652	11/04/2019	W/R	CHARLES RITTER CO.	85.64	11/07/2019
086653	11/04/2019	W/R	CHILDREN'S THEATRE FOUNDATION	808.00	11/13/2019
086654	11/04/2019	W/R	CYPRESS ELECTRONICS LLC	1,250.00	11/13/2019
086655	11/04/2019	W/R	HANDWRITING WITHOUT TEARS	162.25	11/13/2019
086656	11/04/2019	W/R	ITSavvy	660.33	11/13/2019
086657	11/04/2019	W/R	JOSTEN'S	1,255.30	11/12/2019
086658	11/04/2019	W/R	DETLEF, JULIE	155.66	11/12/2019
086659	11/04/2019	W/R	WEIDIG, KATHY	93.26	11/08/2019
086660	11/04/2019	W/R	LESCH BATTERY & POWER	60.00	11/12/2019
086661	11/04/2019	W/R	KATHREIN, MICHAEL	76.40	11/13/2019
086662	11/04/2019	W/R	MID-OHIO ED. SERVICE CENTER	219.20	11/07/2019
086663	11/04/2019	W/R	MCFADDEN, NATHANIEL	540.00	11/14/2019
086664	11/04/2019	W/R	NEW ALBANY PLAIN LOCAL	60.00	11/18/2019
086665	11/04/2019	W/R	NOVA LUNA EDUC & CONSULTING	972.00	11/08/2019
086666	11/04/2019	W/R	HENKELS, PETER	47.96	11/13/2019
086667	11/04/2019	W/R	REALLY GOOD STUFF	181.81	11/12/2019
086668	11/04/2019	W/R	RENHILL GROUP, INC.	15,195.61	11/08/2019
086669	11/04/2019	W/R	RIDDELL	11,870.96	11/08/2019
086670	11/04/2019	W/R	SCHOOL HEALTH CORP.	46.70	11/08/2019
086671	11/04/2019	W/R	SCHOOL SPECIALTY INC.	80.22	11/12/2019
086672	11/04/2019	W/R	STANTON SHEET MUSIC	66.89	11/12/2019
086673	11/04/2019	W/R	TRANSPORTATION ACCESSORIES CO.	224.20	11/12/2019
086674	11/04/2019	W/R	TREASURER, STATE OF OHIO	5,949.10	11/12/2019
086675	11/06/2019	B/B	OHIO HIGH SCHOOL ATH. ASSOC.	3,710.00	
086676	11/07/2019	W/R	ADVANCED TURF SOLUTIONS	1,546.00	11/14/2019
086677	11/07/2019	W/R	NICKLES BAKERY	1,002.70	11/14/2019
086678	11/07/2019	W/R	AMAZON.COM/ AMEX	7,267.03	11/12/2019
086679	11/07/2019	W/R	AMERICAN EXPRESS	1,099.00	11/12/2019
086680	11/07/2019	W/R	NEER, CALEB	125.00	11/15/2019
086681	11/07/2019	W/R	CHILDREN'S THEATRE FOUNDATION	392.00	11/14/2019
086682	11/07/2019	W/W	WHITE, CHISTAN	25.00	
086683	11/07/2019	W/R	CLEAR FORK VALLEY LOCAL	1,643.50	11/12/2019
086684	11/07/2019	W/R	CLEARWATER SYSTEMS	89.70	11/14/2019
086685	11/07/2019	W/R	HITE, CORTNEY	71.29	11/12/2019
086686	11/07/2019	W/R	CULLIGAN QUALITY WATER	37.00	11/14/2019
086687	11/07/2019	W/R	CURRICULUM ASSOCIATES, INC.	1,128.00	11/13/2019
086688	11/07/2019	W/R	EASTMAN & SMITH, LTD	187.50	11/14/2019
086689	11/07/2019	W/R	FEUCHT, STEVEN G	40.00	11/19/2019
086690	11/07/2019	W/R	GRAINGER	1,193.56	11/13/2019
086691	11/07/2019	W/W	WHITESEL, JASON	58.00	
086692	11/07/2019	W/R	BERICK, JEANNETTE	100.41	11/26/2019
086693	11/07/2019	W/R	LAKESHORE LEARNING MATERIALS	1,499.05	11/13/2019
086694	11/07/2019	W/R	FRAZIER, LINDA	125.00	11/20/2019
086695	11/07/2019	W/R	LOW TEMP REFRIGERATION INC.	103.15	11/14/2019
086696	11/07/2019	W/R	SHERMAN, LYNN-NON 1099	82.78	11/08/2019
086697	11/07/2019	W/R	LEWIS, MELISSA	83.48	11/15/2019
086698	11/07/2019	W/R	DAVIS, MICHAEL J	125.00	11/14/2019
086699	11/07/2019	W/R	MT. VERNON HIGH SCHOOL	375.00	11/22/2019

Check#	Check Date	Org Sta	Vendor Paid	Check Amount	Status Date
086700	11/07/2019	W/R	NORTH CENTRAL OHIO ESC	30.75	11/14/2019
086701	11/07/2019	W/R	QUENCH	39.14	11/14/2019
086702	11/07/2019	W/R	REALLY GOOD STUFF	258.71	11/12/2019
086703	11/07/2019	W/R	SMITH, REBECCA	125.00	11/15/2019
086704	11/07/2019	W/R	KNUCKLES, RYAN	489.87	11/19/2019
086705	11/07/2019	W/R	ARNETT, SANDRA	125.00	11/18/2019
086706	11/07/2019	W/R	SCHOOL HEALTH CORP.	31.20	11/13/2019
086707	11/07/2019	W/R	LEHNHART, SHERYL	125.00	11/13/2019
086708	11/07/2019	W/R	SMITHFOODS, INC	4,016.28	11/15/2019
086709	11/07/2019	W/R	TEAM SPORTS, INC	728.00	11/14/2019
086710	11/07/2019	W/R	HAESEKER, TERRI	64.00	11/13/2019
086711	11/07/2019	W/R	ENABLING DEVICES	344.95	11/15/2019
086712	11/07/2019	W/R	OHIO BUREAU OF CRIMINAL IDENT.	189.00	11/19/2019
086713	11/07/2019	W/R	WEAVER, TROY J	125.00	11/14/2019
086714	11/07/2019	W/R	TRUCK SALES & SERVICE, INC.	1,352.06	11/15/2019
086715	11/07/2019	W/R	STIMA, VICKIE	81.75	11/08/2019
086716	11/07/2019	W/R	HAYES, JAMES	776.28	11/21/2019
086717	11/11/2019	W/R	ACE HARDWARE	4.49	11/15/2019
086718	11/11/2019	W/R	ADVANCED KEY & LOCK SHOP	15.00	11/15/2019
086719	11/11/2019	W/R	ALLERTON HILL CONSULTING	12,500.00	11/29/2019
086720	11/11/2019	W/R	ALLIED SUPPLY CO, INC	136.84	11/18/2019
086721	11/11/2019	W/R	ACCESSIBILITY SOLUTIONS LLC	765.00	11/20/2019
086722	11/11/2019	W/R	CARDINAL RENTAL & SALES, LTD	222.88	11/18/2019
086723	11/11/2019	W/R	CLEARWATER SYSTEMS	69.40	11/18/2019
086724	11/11/2019	W/R	COMMERCIAL PARTS & SERVICE	192.08	11/20/2019
086725	11/11/2019	W/R	BR BLEACHERS	1,000.00	11/18/2019
086726	11/11/2019	W/R	DRAIN PRO	175.00	11/20/2019
086727	11/11/2019	W/R	EXPLORE LEARNING LLC	2,195.00	11/21/2019
086728	11/11/2019	W/R	GRAINGER	807.01	11/18/2019
086729	11/11/2019	W/R	HUNTSMAN TRUCKING, INC.	458.09	11/18/2019
086730	11/11/2019	W/R	ITsavvy	1,960.99	11/19/2019
086731	11/11/2019	W/R	KELL ACE HARDWARE	211.42	11/19/2019
086732	11/11/2019	W/R	KENS APPLIANCE REPAIR LLC	13.45	11/18/2019
086733	11/11/2019	W/R	LEXINGTON AUTO PARTS	10.79	11/15/2019
086734	11/11/2019	W/R	MANSFIELD STRUCTURAL &	130.00	11/19/2019
086735	11/11/2019	W/R	MENARDS	621.16	11/22/2019
086736	11/11/2019	W/R	MID-OHIO ED. SERVICE CENTER	35.00	11/18/2019
086737	11/11/2019	W/R	MVD SPORTS	736.50	11/20/2019
086738	11/11/2019	W/R	ACORN DISTRIBUTORS, INC.	73.59	11/15/2019
086739	11/11/2019	W/R	NCOCC	757.20	11/21/2019
086740	11/11/2019	W/R	PIONEER MANUFACTURING	69.00	11/14/2019
086741	11/11/2019	W/R	SCHOOL HEALTH CORP.	4.10	11/18/2019
086742	11/11/2019	W/R	SIESEL DISTRIBUTING, LLC	1,931.60	11/18/2019
086743	11/11/2019	W/R	STANDARD PLUMBING & HEATING CO	4,726.74	11/18/2019
086744	11/11/2019	W/R	STANTON SHEET MUSIC	122.10	11/19/2019
086745	11/11/2019	W/R	TRANSPORTATION ACCESSORIES CO.	235.46	11/15/2019
086746	11/11/2019	W/R	TRUCK SALES & SERVICE, INC.	2,913.72	11/15/2019
086747	11/11/2019	W/R	WOLFF BROS. SUPPLY, INC.	356.81	11/15/2019
086748	11/13/2019	W/R	BADERTSCHER, AMANDA	115.00	11/18/2019
086749	11/13/2019	W/R	AUTOMOTIVE DISTRIBUTORS WAREHS	23.04	11/18/2019
086750	11/13/2019	W/R	BALL, BENJAMIN	19.72	11/18/2019
086751	11/13/2019	W/R	BRIDGEWAY ACADEMY	5,380.00	11/19/2019

Check#	Check Date	Org Sta	Vendor Paid	Check Amount	Status Date
086752	11/13/2019	W/R	CARDINAL BUS SALES & SERVICE	7.36	11/19/2019
086753	11/13/2019	W/R	COWLES, CINDY	1,202.04	11/19/2019
086754	11/13/2019	W/R	COLE DISTRIBUTING	1,058.00	11/19/2019
086755	11/13/2019	W/R	BAKER, CONNIE	59.99	11/18/2019
086756	11/13/2019	W/W	BOND, DAVID A	55.68	
086757	11/13/2019	W/R	STALLARD, DEBRA	54.83	11/20/2019
086758	11/13/2019	W/R	EJ THERAPY	55,714.25	11/26/2019
086759	11/13/2019	W/R	SPELLING OUT DYSLEXIA	575.00	11/21/2019
086760	11/13/2019	W/R	AVITA HEALTH SYSTEM	55.00	11/19/2019
086761	11/13/2019	W/R	GIONINO'S PIZZERIA	45.00	11/26/2019
086762	11/13/2019	W/R	MUSIC ALIVE!	547.85	11/19/2019
086763	11/13/2019	W/R	HAYES, JAMES	776.28	11/21/2019
086764	11/13/2019	W/R	LAW JENNIFER	273.38	11/18/2019
086765	11/13/2019	W/R	YODER, KAREN	125.00	11/19/2019
086766	11/13/2019	W/R	KELL ACE HARDWARE	9.99	11/19/2019
086767	11/13/2019	W/R	LEXINGTON AUTO PARTS	414.08	11/19/2019
086768	11/13/2019	W/R	LOFT VIOLIN SHOP	1,220.50	11/19/2019
086769	11/13/2019	W/R	LOW TEMP REFRIGERATION INC.	585.29	11/20/2019
086770	11/13/2019	W/R	MEALTIME PARTNERS INC	174.95	11/20/2019
086771	11/13/2019	W/R	HASSMANN, MELISSA	10.00	11/15/2019
086772	11/13/2019	W/R	MID-OHIO ED. SERVICE CENTER	26.50	11/18/2019
086773	11/13/2019	W/R	MVD SPORTS	938.00	11/20/2019
086774	11/13/2019	W/R	NATIONAL SCIENCE TEACHERS	1,120.00	11/20/2019
086775	11/13/2019	W/R	NCOT & CCOA	360.00	11/19/2019
086776	11/13/2019	W/W	OHIO INDOOR PERFORMANCE ASSOC.	525.00	
086777	11/13/2019	W/W	CANNON, PATRICK	14.75	
086778	11/13/2019	W/R	SCOTT, PATTY	120.35	11/25/2019
086779	11/13/2019	W/R	BIGLEY, REBECCA-NON 1099	77.97	11/22/2019
086780	11/13/2019	W/R	REMIND101, INC	5,230.33	11/19/2019
086781	11/13/2019	W/R	TOMMELLEO, ROBERT J	19.14	11/15/2019
086782	11/13/2019	W/R	SCHOOL HEALTH CORP.	66.65	11/18/2019
086783	11/13/2019	W/R	SCHOOL SPECIALTY INC.	97.65	11/18/2019
086784	11/13/2019	W/R	DAVIS, TAD	525.00	11/20/2019
086785	11/13/2019	W/R	TEAM SPORTS, INC	232.00	11/20/2019
086786	11/13/2019	W/R	THE ESKEN GROUP, LLC	1,665.00	11/18/2019
086787	11/13/2019	W/R	SCHEIBER, TODD	45.24	11/15/2019
086788	11/13/2019	W/R	UPPER ARLINGTON SCHOOLS	270.00	11/27/2019
086789	11/13/2019	W/R	BADERTSCHER, ZACH	55.00	11/25/2019
086790	11/18/2019	B/B	HAYOSTEK, JULIA	67.00	
086791	11/18/2019	B/R	LLAMAS, MARIA	21.00	11/26/2019
086792	11/18/2019	B/B	EARHART, JAMIE	55.00	
086793	11/19/2019	B/R	SHAVER, SHERRI	60.00	11/27/2019
086794	11/19/2019	B/B	DILLON, HEATHER	30.00	
086795	11/19/2019	B/B	CARROCCI, KRISTI	30.00	
086796	11/19/2019	B/B	STRICKLER, MEGAN	30.00	
086797	11/20/2019	W/R	BADERTSCHER, AMANDA	60.00	11/25/2019
086798	11/20/2019	W/R	AMERICAN ART CLAY CO	35.85	11/26/2019
086799	11/20/2019	W/R	AMERICAN ELECTRIC POWER	25,864.77	11/26/2019
086800	11/20/2019	W/W	MAURIC, ANNEMARIE	60.00	
086801	11/20/2019	W/W	ASHLAND UNIVERSITY	93.00	
086802	11/20/2019	W/R	CARDINAL BUS SALES & SERVICE	2,308.76	11/26/2019
086803	11/20/2019	W/R	CBIZ BENEFITS & INSURANCE	2,750.00	11/26/2019

Check#	Check Date	Org Sta	Vendor Paid	Check Amount	Status Date
086804	11/20/2019	W/R	CHARLES RITTER CO.	112.38	11/25/2019
086805	11/20/2019	W/R	COWLES, CINDY	1,068.48	11/25/2019
086806	11/20/2019	W/R	COLE DISTRIBUTING	570.93	11/26/2019
086807	11/20/2019	W/R	COLUMBIA GAS OF OHIO	851.72	11/26/2019
086808	11/20/2019	W/R	DIRECT ENERGY BUSINESS MARKETI	143.14	11/25/2019
086809	11/20/2019	W/R	SPELLING OUT DYSLEXIA	300.00	11/26/2019
086810	11/20/2019	W/R	FUN AND FUNCTION LLC	179.62	11/27/2019
086811	11/20/2019	W/R	FEUCHT, STEVEN G	25.00	11/29/2019
086812	11/20/2019	W/R	GRADY ENTERPRISES, INC.	1,119.72	11/27/2019
086813	11/20/2019	W/R	DODSON, JACLYN	124.21	11/27/2019
086814	11/20/2019	W/R	HAYES, JAMES	582.21	11/29/2019
086815	11/20/2019	W/R	KAHL'S TELECOMMUNICATIONS	485.60	11/25/2019
086816	11/20/2019	W/R	HEIMANN, KAYLA	27.86	11/22/2019
086817	11/20/2019	W/R	McPEEK, KRISTEN	23.00	11/22/2019
086818	11/20/2019	W/R	KROGER COMPANY	90.67	11/26/2019
086819	11/20/2019	W/R	LEXINGTON LOCAL SCHOOLS	693.50	11/22/2019
086820	11/20/2019	W/R	LOW TEMP REFRIGERATION INC.	98.50	11/27/2019
086821	11/20/2019	W/R	LYNN CARD COMPANY	292.00	11/26/2019
086822	11/20/2019	W/R	MID-OHIO ED. SERVICE CENTER	152.00	11/25/2019
086823	11/20/2019	W/R	NEWS JOURNAL	181.40	11/27/2019
086824	11/20/2019	W/W	NEW ALBANY PLAIN LOCAL	300.00	
086825	11/20/2019	W/R	NCOCC	28,654.08	11/29/2019
086826	11/20/2019	W/W	NWDAB	6,388.00	
086827	11/20/2019	W/W	O.E. MEYER COMPANY	520.84	
086828	11/20/2019	W/W	OHIO DEPART. OF JOB & FAMILY	121.96	
086829	11/20/2019	W/W	OHIO HIGH SCHOOL ATH. ASSOC.	4,302.00	
086830	11/20/2019	W/W	OHSBCA	450.00	
086831	11/20/2019	W/W	OMEA	240.00	
086832	11/20/2019	W/R	PEPPLE & WAGGONER, LTD.	115.00	11/25/2019
086833	11/20/2019	W/W	PICKERINGTON HS NORTH	250.00	
086834	11/20/2019	W/W	FRANTZ, RACHEL	600.00	
086835	11/20/2019	W/R	REHILL GROUP, INC.	15,095.12	11/27/2019
086836	11/20/2019	W/R	SCHOOL HEALTH CORP.	99.99	11/27/2019
086837	11/20/2019	W/R	SCHOOL SPECIALTY INC.	2,918.28	11/25/2019
086838	11/20/2019	W/W	SDE REGISTRATIONS	419.00	
086839	11/20/2019	W/R	STOLLER ENTERPRISES LLC	1,374.80	11/29/2019
086840	11/20/2019	W/R	STOODTS MARKET	316.92	11/26/2019
086841	11/20/2019	W/R	THE GRAPHIC EDGE, INC	1,408.81	11/27/2019
086842	11/20/2019	W/W	OHIO STATE UNIVERSITY	690.00	
086843	11/20/2019	W/R	THE CENTER FOR INDIVIDUAL &	793.00	11/29/2019
086844	11/20/2019	W/W	PINKELMAN, TRACEY	160.48	
086845	11/20/2019	W/R	UCP OF GREATER CLEVELAND	8,400.00	11/25/2019
086846	11/20/2019	W/R	UPS STORE	37.53	11/26/2019
086847	11/20/2019	W/R	FRAIZER, VALERIE	45.00	11/27/2019
086848	11/25/2019	W/W	ADVANCED TURF SOLUTIONS	2,954.23	
086849	11/25/2019	W/W	APPLIED INDUSTRIAL TECHNOLOGY	109.51	
086850	11/25/2019	W/W	COWLES, CINDY	1,068.48	
086851	11/25/2019	W/W	SPELLING OUT DYSLEXIA	250.00	
086852	11/25/2019	W/W	FAMOUS ENTERPRISES, INC.	4.82	
086853	11/25/2019	W/W	GARDINER SERVICE CO LLC	2,140.00	
086854	11/25/2019	W/W	GRAINGER	292.92	
086855	11/25/2019	W/W	HD SUPPLY FACILITIES	188.62	

Date: 12/03/2019

C H E C K R E G I S T E R
Processing Month: November 2019
LEXINGTON LOCAL SCHOOLS

Page: 5
(CHKREG)

Check#	Check Date	Org Sta	Vendor Paid	Check Amount	Status Date
086856	11/25/2019	W/W	HAYES, JAMES	582.21	
086857	11/25/2019	W/R	LAW JENNIFER	125.99	11/27/2019
086858	11/25/2019	W/W	K B Z ELECTRIC INC.	490.80	
086859	11/25/2019	W/W	KIMBALL MIDWEST	584.89	
086860	11/25/2019	W/W	MENARDS	211.74	
086861	11/25/2019	W/W	ML TECH SERVICES LLC	1,476.20	
086862	11/25/2019	W/W	PEARSON ASSESSMENTS	243.54	
086863	11/25/2019	W/W	ACORN DISTRIBUTORS, INC.	191.50	
086864	11/25/2019	W/W	PIONEER CAREER & TECHNOLOGY	40.00	
086865	11/25/2019	W/W	ROBOTICS EDUCATION &	300.00	
086866	11/25/2019	W/W	RUMPKE	966.47	
086867	11/25/2019	W/W	SCHMIDT SECURITY	114.00	
086868	11/25/2019	W/W	SCHOOL HEALTH CORP.	346.40	
086869	11/25/2019	W/W	SIESEL DISTRIBUTING, LLC	2,228.78	
086870	11/25/2019	W/W	STAPLES	71.96	
086871	11/25/2019	W/W	US BANK	3,504.46	
086872	11/25/2019	W/W	VERIZON WIRELESS	651.69	
086873	11/25/2019	W/W	WAL-MART DISCOUNT CITIES	598.95	
086874	11/26/2019	W/W	CDW-G	202.81	
086875	11/26/2019	W/W	CenturyLink	843.51	
086876	11/26/2019	W/W	OHIO.NET INTERNET PROVIDERS	503.20	
086877	11/30/2019	W/W	LEXINGTON ATHLETIC DEPT.	2,700.00	
691418	11/05/2019	C/R	LEXINGTON SCHOOLS - PAYROLL	586,535.53	11/05/2019
691420	11/08/2019	M/M	MEMO-S.E.R.S.	2,804.71	
691421	11/08/2019	M/M	MEMO-S.T.R.S.	7,594.66	
691422	11/12/2019	M/M	GORDON FOOD SERVICE	19,168.69	
691423	11/20/2019	C/R	LEXINGTON SCHOOLS - PAYROLL	642,558.77	11/20/2019
691424	11/19/2019	M/M	ANTHEM BENEFIT SERVICES	376,072.23	
691425	11/19/2019	M/M	MEMO-S.E.R.S.	2,820.66	
691426	11/19/2019	M/M	MEMO-S.T.R.S.	7,594.66	
691427	11/22/2019	M/M	LEXINGTON SCHOOLS - PAYROLL	16,687.81	
691428	11/22/2019	M/M	MEMO-S.E.R.S.	45,500.00	
691429	11/22/2019	M/M	MEMO-S.T.R.S.	123,532.00	
691430	11/22/2019	M/M	MEMO-MID OHIO ESC	4,611.16	
Total Checks Issued				\$ 2,157,195.55	

TRANS NO	ITEM NO	TRANS DATE	STS	DESCRIPTION OR SOURCE	TI	FUND	RCPT	SPCE	SUBJ	OPU	TRANS AMOUNT
074461	0001	11/01/2019	A	Tuition pymt	03	001	1211	0000	000000	000	3,772.08
074486	0001	11/05/2019	A	Preschool tuition	03	001	1211	0000	000000	500	200.00
074488	0001	11/06/2019	A	Preschool tuition	03	001	1211	0000	000000	500	100.00
074495	0001	11/08/2019	A	Preschool tuition	03	001	1211	0000	000000	500	100.00
074498	0001	11/12/2019	A	Preschool tuition	03	001	1211	0000	000000	500	100.00
074501	0001	11/12/2019	A	Preschool tuition	03	001	1211	0000	000000	500	150.00
074507	0001	11/13/2019	A	Preschool tuition	03	001	1211	0000	000000	500	300.00
074508	0001	11/14/2019	A	Preschool tuition	03	001	1211	0000	000000	500	100.00
074510	0001	11/18/2019	A	Preschool tuition	03	001	1211	0000	000000	500	350.00
074534	0001	11/19/2019	A	Preschool tuition	03	001	1211	0000	000000	500	500.00
074552	0001	11/25/2019	A	Tuition	03	001	1211	0000	000000	000	1,257.36
074558	0001	11/26/2019	A	Preschool tuition	03	001	1211	0000	000000	500	100.00
RCPT CODE SUB-TOTAL:											7,029.44
074482	0015	11/08/2019	A	Open Enrollment Revenue	03	001	1227	0000	000000	000	150.50
074522	0015	11/22/2019	A	Open Enrollment Revenue	03	001	1227	0000	000000	000	652.17
RCPT CODE SUB-TOTAL:											802.67
074567	0001	11/29/2019	A	Richland Bank Interest	03	001	1410	0000	000000	000	14,487.70
RCPT CODE SUB-TOTAL:											14,487.70
074462	0001	11/01/2019	A	School fees	03	001	1740	0000	000000	100	68.00
074457	0001	11/04/2019	A	Kerley Meyer - fees credit	03	001	1740	0000	000000	400	30.00-
074477	0001	11/04/2019	A	School fees	03	001	1740	0000	000000	200	12.00
074487	0001	11/05/2019	A	School fees	03	001	1740	0000	000000	400	84.00
074492	0001	11/08/2019	A	School fees	03	001	1740	0000	000000	300	360.00
074496	0002	11/08/2019	A	school fees	03	001	1740	0000	000000	400	84.00
074506	0002	11/13/2019	A	School fees	03	001	1740	0000	000000	400	56.00
074483	0001	11/18/2019	B	FEE REFUND- JOSHUA	03	001	1740	0000	000000	100	67.00-
074484	0001	11/18/2019	B	FEE REFUND- ALEX	03	001	1740	0000	000000	100	21.00-
074485	0001	11/18/2019	B	FEE REFUND- MARLEY BRAYON	03	001	1740	0000	000000	100	55.00-
074518	0001	11/19/2019	B	FEE REFUND- HAYDEN/ADDISON	03	001	1740	0000	000000	500	60.00-
074519	0001	11/19/2019	B	FEE REFUND- GRAYSON	03	001	1740	0000	000000	500	30.00-
074520	0001	11/19/2019	B	FEE REFUND- BRYCEN	03	001	1740	0000	000000	500	30.00-
074521	0001	11/19/2019	B	FEE REFUND- CHLOE	03	001	1740	0000	000000	500	30.00-
074537	0001	11/20/2019	A	School fees	03	001	1740	0000	000000	200	12.00
074541	0002	11/20/2019	A	School fees	03	001	1740	0000	000000	400	50.00
074544	0003	11/21/2019	A	School fees	03	001	1740	0000	000000	300	150.00
074545	0002	11/21/2019	A	School fees	03	001	1740	0000	000000	400	112.00
074547	0001	11/21/2019	A	School fees	03	001	1740	0000	000000	500	20.00
074559	0001	11/30/2019	A	HS Fees - Pay For It	03	001	1740	0000	000000	100	10.00

STATUS (STS) CODES:

A-RECEIPT B-REFUND OF RECEIPT V-VOID REFUND OF RECEIPT X-REDUCTION OF EXPENDITURE
 C-APPROPRIATION OR BUDGET MODIFICATIONS D-EXPENSE/SUPPLIES DISTRIBUTION F-FUND TO FUND TRANSFER

TRANS NO	ITEM NO	TRANS DATE	STS	DESCRIPTION OR SOURCE	TI	FUND	RCPT	SPCC	SUBJ	OPU	TRANS AMOUNT
074559	0002	11/30/2019	A	Central Fees - Pay For It	03	001	1740	0000	000000	400	300.00
074559	0003	11/30/2019	A	Jr High Fees - Pay For It	03	001	1740	0000	000000	400	0.00
074559	0004	11/30/2019	A	Eastern Fees - Pay For It	03	001	1740	0000	000000	400	120.00
074559	0005	11/30/2019	A	Western Fees - Pay For It	03	001	1740	0000	000000	400	30.00
RCPT CODE SUB-TOTAL:											1,145.00
074459	0002	11/01/2019	A	Mid State - scrap	03	001	1890	0000	000000	800	286.50
074513	0002	11/18/2019	A	Millington Recycling	03	001	1890	0000	000000	000	104.29
074562	0004	11/19/2019	A	Jury Duty - Patterson & Bowman	03	001	1890	0000	000000	000	160.00
RCPT CODE SUB-TOTAL:											570.79
074482	0001	11/08/2019	A	Opportunity Grant	03	001	3110	0000	000000	000	307,988.04
074482	0002	11/08/2019	A	Targeted Assistance	03	001	3110	0000	000000	000	32,892.64
074482	0003	11/08/2019	A	K-3 Literacy Funding	03	001	3110	0000	000000	000	5,948.56
074482	0005	11/08/2019	A	Limited English Prof Funding	03	001	3110	0000	000000	000	122.71
074482	0006	11/08/2019	A	Gifted Education Funding	03	001	3110	0000	000000	000	5,092.68
074482	0007	11/08/2019	A	Transportation	03	001	3110	0000	000000	000	22,763.69
074482	0008	11/08/2019	A	Special Education Funding	03	001	3110	0000	000000	000	50,084.00
074482	0009	11/08/2019	A	Graduation Bonus	03	001	3110	0000	000000	000	1,658.97
074482	0010	11/08/2019	A	Third Grade Reading Bonus	03	001	3110	0000	000000	000	994.42
074482	0012	11/08/2019	A	Enrollment Growth Supplement	03	001	3110	0000	000000	000	345.06
074482	0013	11/08/2019	A	Preschool Special Educ Funding	03	001	3110	0000	000000	000	8,212.09
074482	0014	11/08/2019	A	Special Educ Transportation	03	001	3110	0000	000000	000	2,021.19
074522	0001	11/22/2019	A	Opportunity Grant	03	001	3110	0000	000000	000	307,988.04
074522	0002	11/22/2019	A	Targeted Assistance	03	001	3110	0000	000000	000	32,892.64
074522	0003	11/22/2019	A	K-3 Literacy Funding	03	001	3110	0000	000000	000	5,948.56
074522	0005	11/22/2019	A	Limited English Prof Funding	03	001	3110	0000	000000	000	122.71
074522	0006	11/22/2019	A	Gifted Education Funding	03	001	3110	0000	000000	000	5,092.68
074522	0007	11/22/2019	A	Transportation	03	001	3110	0000	000000	000	22,763.69
074522	0008	11/22/2019	A	Special Education Funding	03	001	3110	0000	000000	000	50,084.00
074522	0009	11/22/2019	A	Graduation Bonus	03	001	3110	0000	000000	000	1,658.97
074522	0010	11/22/2019	A	Third Grade Reading Bonus	03	001	3110	0000	000000	000	994.42
074522	0012	11/22/2019	A	Enrollment Growth Supplement	03	001	3110	0000	000000	000	345.06
074522	0013	11/22/2019	A	Preschool Special Educ Funding	03	001	3110	0000	000000	000	8,212.08
074522	0014	11/22/2019	A	Special Educ Transportation	03	001	3110	0000	000000	000	2,021.20
RCPT CODE SUB-TOTAL:											876,248.10
074481	0004	11/05/2019	A	Rollback- General Richland	03	001	3131	0000	000000	000	294,821.66
074481	0005	11/05/2019	A	Rollback Emerg Levy - Rich	03	001	3131	0000	000000	000	212,031.96
074481	0007	11/05/2019	A	2 1/2 RB - Real Est - Richland	03	001	3131	0000	000000	000	59,844.42
074481	0008	11/05/2019	A	2 1/2 RB - Emerg Levy - Rich	03	001	3131	0000	000000	000	43,039.05

STATUS (STS) CODES:

A-RECEIPT B-REFUND OF RECEIPT V-VOID REFUND OF RECEIPT X-REDUCTION OF EXPENDITURE
 C-APPROPRIATION OR BUDGET MODIFICATIONS D-EXPENSE/SUPPLIES DISTRIBUTION F-FUND TO FUND TRANSFER

TRANS NO	ITEM NO	TRANS DATE	STS	DESCRIPTION OR SOURCE	TI	FUND	RCPT	SPCC	SUBJ	OPU	TRANS AMOUNT
RCPT CODE SUB-TOTAL:											609,737.09
074481	0001	11/05/2019	A	Homestead Real Est - Richland	03	001	3132	0000	000000	000	113,937.71
074481	0002	11/05/2019	A	Homestead Emerg Levy- Rich	03	001	3132	0000	000000	000	81,942.56
074524	0001	11/21/2019	A	Homestead MH - Morrow	03	001	3132	0000	000000	000	2,711.17
074524	0002	11/21/2019	A	Homestead MH Emerg Levy- Morr	03	001	3132	0000	000000	000	1,861.31
074525	0001	11/25/2019	A	Homestead MH - Richland	03	001	3132	0000	000000	000	41.64
074525	0002	11/25/2019	A	Homestead MH Emerg Levy- Rich	03	001	3132	0000	000000	000	29.94
RCPT CODE SUB-TOTAL:											200,524.33
074482	0004	11/08/2019	A	Economic Disadvantaged Funding	03	001	3211	0000	000000	000	2,384.01
074522	0004	11/22/2019	A	Economic Disadvantaged Funding	03	001	3211	0000	000000	000	2,384.00
RCPT CODE SUB-TOTAL:											4,768.01
074482	0011	11/08/2019	A	Career Tech Education Funding	03	001	3219	0000	000000	000	717.70
074522	0011	11/22/2019	A	Career Tech Education Funding	03	001	3219	0000	000000	000	717.70
RCPT CODE SUB-TOTAL:											1,435.40
074565	0001	11/27/2019	A	MEDICAID Recd -11/15/19	03	001	3300	0000	000000	000	1,386.04
RCPT CODE SUB-TOTAL:											1,386.04
074551	0001	11/25/2019	A	Motor Fuel Refund	03	001	5300	0000	000000	000	4,629.38
RCPT CODE SUB-TOTAL:											4,629.38
FUND CODE SUB-TOTAL:											1,722,763.95
074481	0006	11/05/2019	A	Rollback- Perm Impt - Richlan	03	003	3131	0000	000000	000	26,104.95
074481	0009	11/05/2019	A	2 1/2 RB - PI Levy - Richland	03	003	3131	0000	000000	000	5,299.21
RCPT CODE SUB-TOTAL:											31,404.16
074481	0003	11/05/2019	A	Homestead for PI Levy-Richland	03	003	3132	0000	000000	000	10,088.60
074524	0003	11/21/2019	A	Homestead MH PI Levy-Morrow	03	003	3132	0000	000000	000	242.41
074525	0003	11/25/2019	A	Homestead MH PI Levy-Richland	03	003	3132	0000	000000	000	3.68
RCPT CODE SUB-TOTAL:											10,334.69
FUND CODE SUB-TOTAL:											41,738.85

STATUS (STS) CODES:

A-RECEIPT B-REFUND OF RECEIPT V-VOID REFUND OF RECEIPT X-REDUCTION OF EXPENDITURE
 C-APPROPRIATION OR BUDGET MODIFICATIONS D-EXPENSE/SUPPLIES DISTRIBUTION F-FUND TO FUND TRANSFER

TRANS NO	ITEM NO	TRANS DATE	STS	DESCRIPTION OR SOURCE	TI	FUND	RCPT	SPCC	SURJ	OPU	TRANS AMOUNT	
074567	0005	11/29/2019	A	LFI Fund	03	004	1410	0000	000000	000	5,359.94	
											RCPT CODE SUB-TOTAL:	5,359.94
											FUND CODE SUB-TOTAL:	5,359.94
074517	0026	11/08/2019	A	HS Breakfast	03	006	1511	0000	000000	100	45.40	
074517	0027	11/08/2019	A	Jr. Hi Breakfast	03	006	1511	0000	000000	200	15.30	
074517	0028	11/08/2019	A	Eastern Breakfast	03	006	1511	0000	000000	300	94.15	
074517	0029	11/08/2019	A	Central Breakfast	03	006	1511	0000	000000	400	94.95	
074517	0030	11/08/2019	A	Western Breakfast	03	006	1511	0000	000000	500	94.10	
074532	0026	11/15/2019	A	HS Breakfast	03	006	1511	0000	000000	100	23.65	
074532	0027	11/15/2019	A	Jr. Hi Breakfast	03	006	1511	0000	000000	200	11.00	
074532	0028	11/15/2019	A	Eastern Breakfast	03	006	1511	0000	000000	300	70.20	
074532	0029	11/15/2019	A	Central Breakfast	03	006	1511	0000	000000	400	69.70	
074532	0030	11/15/2019	A	Western Breakfast	03	006	1511	0000	000000	500	80.90	
074560	0026	11/22/2019	A	HS Breakfast	03	006	1511	0000	000000	100	57.35	
074560	0027	11/22/2019	A	Jr. Hi Breakfast	03	006	1511	0000	000000	200	7.80	
074560	0028	11/22/2019	A	Eastern Breakfast	03	006	1511	0000	000000	300	85.65	
074560	0029	11/22/2019	A	Central Breakfast	03	006	1511	0000	000000	400	91.70	
074560	0030	11/22/2019	A	Western Breakfast	03	006	1511	0000	000000	500	89.80	
074563	0026	11/26/2019	A	HS Breakfast	03	006	1511	0000	000000	100	7.45	
074563	0027	11/26/2019	A	Jr. Hi Breakfast	03	006	1511	0000	000000	200	5.00	
074563	0028	11/26/2019	A	Eastern Breakfast	03	006	1511	0000	000000	300	25.80	
074563	0029	11/26/2019	A	Central Breakfast	03	006	1511	0000	000000	400	23.10	
074563	0030	11/26/2019	A	Western Breakfast	03	006	1511	0000	000000	500	39.15	
											RCPT CODE SUB-TOTAL:	1,032.15
074457	0002	11/04/2019	A	Kenley Meyer Lunch pymt	03	006	1512	0000	000000	400	30.00	
074517	0001	11/08/2019	A	HS Stu. Type A	03	006	1512	0000	000000	100	2,869.05	
074517	0005	11/08/2019	A	HS ROA Stu. Type A	03	006	1512	0000	000000	100	1,875.70-	
074517	0006	11/08/2019	A	Jr Hi Stu. Type A	03	006	1512	0000	000000	200	1,399.05	
074517	0010	11/08/2019	A	Jr. Hi ROA Stu Type A	03	006	1512	0000	000000	200	1,194.35-	
074517	0011	11/08/2019	A	Eastern Stu. Type A	03	006	1512	0000	000000	300	1,598.50	
074517	0015	11/08/2019	A	Eastern ROA Stu. Type A	03	006	1512	0000	000000	300	1,198.70-	
074517	0016	11/08/2019	A	Central Stu. Type A	03	006	1512	0000	000000	400	1,558.05	
074517	0020	11/08/2019	A	Central ROA Stu. Type A	03	006	1512	0000	000000	400	1,038.40-	
074517	0021	11/08/2019	A	Western Stu. Type A	03	006	1512	0000	000000	500	1,056.70	
074517	0025	11/08/2019	A	Western ROA Stu. Type A	03	006	1512	0000	000000	500	898.75-	
074532	0001	11/15/2019	A	HS Stu. Type A	03	006	1512	0000	000000	100	2,421.00	
074532	0005	11/15/2019	A	HS ROA Stu. Type A	03	006	1512	0000	000000	100	1,443.79-	
074532	0006	11/15/2019	A	Jr Hi Stu. Type A	03	006	1512	0000	000000	200	1,128.60	

STATUS (STS) CODES:

A-RECEIPT B-REFUND OF RECEIPT V-VOID REFUND OF RECEIPT X-REDUCTION OF EXPENDITURE
 C-APPROPRIATION OR BUDGET MODIFICATIONS D-EXPENSE/SUPPLIES DISTRIBUTION F-FUND TO FUND TRANSFER

TRANS NO	ITEM NO	TRANS DATE	STS	DESCRIPTION OR SOURCE	TI	FUND	RCPT	SPCC	SUBJ	OPU	TRANS AMOUNT
074532	0010	11/15/2019	A	Jr. Hi RDA Stu Type A	03	006	1512	0000	000000	200	758.05-
074532	0011	11/15/2019	A	Eastern Stu. Type A	03	006	1512	0000	000000	300	1,307.30
074532	0015	11/15/2019	A	Eastern RDA Stu. Type A	03	006	1512	0000	000000	300	659.79-
074532	0016	11/15/2019	A	Central Stu. Type A	03	006	1512	0000	000000	400	1,231.05
074532	0020	11/15/2019	A	Central RDA Stu. Type A	03	006	1512	0000	000000	400	750.33-
074532	0021	11/15/2019	A	Western Stu. Type A	03	006	1512	0000	000000	500	834.95
074532	0025	11/15/2019	A	Western RDA Stu. Type A	03	006	1512	0000	000000	500	716.95-
074560	0001	11/22/2019	A	HS Stu. Type A	03	006	1512	0000	000000	100	2,205.55
074560	0005	11/22/2019	A	HS RDA Stu. Type A	03	006	1512	0000	000000	100	1,522.20-
074560	0006	11/22/2019	A	Jr Hi Stu. Type A	03	006	1512	0000	000000	200	1,083.00
074560	0010	11/22/2019	A	Jr. Hi RDA Stu Type A	03	006	1512	0000	000000	200	855.90-
074560	0011	11/22/2019	A	Eastern Stu. Type A	03	006	1512	0000	000000	300	1,250.60
074560	0015	11/22/2019	A	Eastern RDA Stu. Type A	03	006	1512	0000	000000	300	275.45-
074560	0016	11/22/2019	A	Central Stu. Type A	03	006	1512	0000	000000	400	1,302.20
074560	0020	11/22/2019	A	Central RDA Stu. Type A	03	006	1512	0000	000000	400	847.93-
074560	0021	11/22/2019	A	Western Stu. Type A	03	006	1512	0000	000000	500	787.05
074560	0025	11/22/2019	A	Western RDA Stu. Type A	03	006	1512	0000	000000	500	536.10-
074563	0001	11/26/2019	A	HS Stu. Type A	03	006	1512	0000	000000	100	982.65
074563	0005	11/26/2019	A	HS RDA Stu. Type A	03	006	1512	0000	000000	100	661.26-
074563	0006	11/26/2019	A	Jr Hi Stu. Type A	03	006	1512	0000	000000	200	775.10
074563	0010	11/26/2019	A	Jr. Hi RDA Stu Type A	03	006	1512	0000	000000	200	119.65-
074563	0011	11/26/2019	A	Eastern Stu. Type A	03	006	1512	0000	000000	300	446.30
074563	0015	11/26/2019	A	Eastern RDA Stu. Type A	03	006	1512	0000	000000	300	300.70-
074563	0016	11/26/2019	A	Central Stu. Type A	03	006	1512	0000	000000	400	487.80
074563	0020	11/26/2019	A	Central RDA Stu. Type A	03	006	1512	0000	000000	400	284.34-
074563	0021	11/26/2019	A	Western Stu. Type A	03	006	1512	0000	000000	500	324.35
074563	0025	11/26/2019	A	Western RDA Stu. Type A	03	006	1512	0000	000000	500	110.25-
074559	0006	11/30/2019	A	HS Lunch - Pay For It	03	006	1512	0000	000000	100	4,521.95
074559	0007	11/30/2019	A	Jr High Lunch - Pay For It	03	006	1512	0000	000000	200	2,836.90
074559	0008	11/30/2019	A	Eastern Lunch - Pay For It	03	006	1512	0000	000000	300	2,911.17
074559	0009	11/30/2019	A	Central Lunch - Pay For It	03	006	1512	0000	000000	400	2,851.95
074559	0010	11/30/2019	A	Western Lunch - Pay For It	03	006	1512	0000	000000	500	2,022.60
RCPT CODE SUB-TOTAL:											24,174.83
074517	0003	11/08/2019	A	HS Stu. ALa Carte	03	006	1513	0000	000000	100	1,316.60
074517	0008	11/08/2019	A	Jr. Hi Stu. Ala Carte	03	006	1513	0000	000000	200	443.00
074517	0013	11/08/2019	A	Eastern Stu. Ala Carte	03	006	1513	0000	000000	300	284.90
074517	0018	11/08/2019	A	Central Stu. Ala Carte	03	006	1513	0000	000000	400	199.50
074517	0023	11/08/2019	A	Western Stu. Ala Carte	03	006	1513	0000	000000	500	129.00
074532	0003	11/15/2019	A	HS Stu. ALa Carte	03	006	1513	0000	000000	100	1,144.64
074532	0008	11/15/2019	A	Jr. Hi Stu. Ala Carte	03	006	1513	0000	000000	200	344.90
074532	0013	11/15/2019	A	Eastern Stu. Ala Carte	03	006	1513	0000	000000	300	264.30
074532	0018	11/15/2019	A	Central Stu. Ala Carte	03	006	1513	0000	000000	400	170.30

STATUS (STS) CODES:

A-RECEIPT B-REFUND OF RECEIPT V-VOID REFUND OF RECEIPT X-REDUCTION OF EXPENDITURE
 C-APPROPRIATION OR BUDGET MODIFICATIONS D-EXPENSE/SUPPLIES DISTRIBUTION F-FUND TO FUND TRANSFER

TRANS NO	ITEM NO	TRANS DATE	STS	DESCRIPTION OR SOURCE	TI	FUND	RCPT	SPCC	SUBJ	OPU	TRANS AMOUNT
074532	0023	11/15/2019	A	Western Stu. Ala Carte	03	006	1513	0000	000000	500	93.50
074560	0003	11/22/2019	A	HS Stu. ALA Carte	03	006	1513	0000	000000	100	1,040.25
074560	0008	11/22/2019	A	Jr. Hi Stu. Ala Carte	03	006	1513	0000	000000	200	305.30
074560	0013	11/22/2019	A	Eastern Stu. Ala Carte	03	006	1513	0000	000000	300	255.75
074560	0018	11/22/2019	A	Central Stu. Ala Carte	03	006	1513	0000	000000	400	172.00
074560	0023	11/22/2019	A	Western Stu. Ala Carte	03	006	1513	0000	000000	500	97.25
074563	0003	11/26/2019	A	HS Stu. ALA Carte	03	006	1513	0000	000000	100	460.40
074563	0008	11/26/2019	A	Jr. Hi Stu. Ala Carte	03	006	1513	0000	000000	200	30.95-
074563	0013	11/26/2019	A	Eastern Stu. Ala Carte	03	006	1513	0000	000000	300	89.20
074563	0018	11/26/2019	A	Central Stu. Ala Carte	03	006	1513	0000	000000	400	72.05
074563	0023	11/26/2019	A	Western Stu. Ala Carte	03	006	1513	0000	000000	500	39.00
RCPT CODE SUB-TOTAL:											6,890.89
074517	0002	11/08/2019	A	HS Stu. Milk	03	006	1514	0000	000000	100	18.00
074517	0007	11/08/2019	A	Jr. Hi. Stu Milk	03	006	1514	0000	000000	200	5.50
074517	0012	11/08/2019	A	Eastern Stu. Milk	03	006	1514	0000	000000	300	8.00
074517	0017	11/08/2019	A	Central Stu. Milk	03	006	1514	0000	000000	400	10.50
074517	0022	11/08/2019	A	Western Stu. Milk	03	006	1514	0000	000000	500	26.50
074532	0002	11/15/2019	A	HS Stu. Milk	03	006	1514	0000	000000	100	14.50
074532	0007	11/15/2019	A	Jr. Hi. Stu Milk	03	006	1514	0000	000000	200	5.50
074532	0012	11/15/2019	A	Eastern Stu. Milk	03	006	1514	0000	000000	300	9.00
074532	0017	11/15/2019	A	Central Stu. Milk	03	006	1514	0000	000000	400	9.00
074532	0022	11/15/2019	A	Western Stu. Milk	03	006	1514	0000	000000	500	23.50
074560	0002	11/22/2019	A	HS Stu. Milk	03	006	1514	0000	000000	100	17.50
074560	0007	11/22/2019	A	Jr. Hi. Stu Milk	03	006	1514	0000	000000	200	7.00
074560	0012	11/22/2019	A	Eastern Stu. Milk	03	006	1514	0000	000000	300	8.00
074560	0017	11/22/2019	A	Central Stu. Milk	03	006	1514	0000	000000	400	9.00
074560	0022	11/22/2019	A	Western Stu. Milk	03	006	1514	0000	000000	500	21.50
074563	0002	11/26/2019	A	HS Stu. Milk	03	006	1514	0000	000000	100	3.50
074563	0007	11/26/2019	A	Jr. Hi. Stu Milk	03	006	1514	0000	000000	200	1.00
074563	0012	11/26/2019	A	Eastern Stu. Milk	03	006	1514	0000	000000	300	3.50
074563	0017	11/26/2019	A	Central Stu. Milk	03	006	1514	0000	000000	400	5.00
074563	0022	11/26/2019	A	Western Stu. Milk	03	006	1514	0000	000000	500	8.50
RCPT CODE SUB-TOTAL:											214.50
074517	0004	11/08/2019	A	HS Adult Ala Carte	03	006	1523	0000	000000	100	175.80
074517	0009	11/08/2019	A	Jr. Hi Adult Ala Carte	03	006	1523	0000	000000	200	34.00
074517	0014	11/08/2019	A	Eastern Adult Ala Carte	03	006	1523	0000	000000	300	42.25
074517	0019	11/08/2019	A	Central Adult Ala Carte	03	006	1523	0000	000000	400	43.50
074517	0024	11/08/2019	A	Western Adult Ala Carte	03	006	1523	0000	000000	500	22.25
074532	0004	11/15/2019	A	HS Adult Ala Carte	03	006	1523	0000	000000	100	166.99
074532	0009	11/15/2019	A	Jr. Hi Adult Ala Carte	03	006	1523	0000	000000	200	38.50

STATUS (STS) CODES:

A-RECEIPT B-REFUND OF RECEIPT V-VOID REFUND OF RECEIPT X-REDUCTION OF EXPENDITURE
 C-APPROPRIATION OR BUDGET MODIFICATIONS D-EXPENSE/SUPPLIES DISTRIBUTION F-FUND TO FUND TRANSFER

2

TRANS NO	ITEM NO	TRANS DATE	STS	DESCRIPTION OR SOURCE	TI	FUND	RCPT	SPCC	SUBJ	OPU	TRANS AMOUNT
074532	0014	11/15/2019	A	Eastern Adult Ala Carte	03	006	1523	0000	000000	300	15.75
074532	0019	11/15/2019	A	Central Adult Ala Carte	03	006	1523	0000	000000	400	40.55
074532	0024	11/15/2019	A	Western Adult Ala Carte	03	006	1523	0000	000000	500	17.00
074560	0004	11/22/2019	A	HS Adult Ala Carte	03	006	1523	0000	000000	100	126.30
074560	0009	11/22/2019	A	Jr. Hi Adult Ala Carte	03	006	1523	0000	000000	200	40.00
074560	0014	11/22/2019	A	Eastern Adult Ala Carte	03	006	1523	0000	000000	300	43.30
074560	0019	11/22/2019	A	Central Adult Ala Carte	03	006	1523	0000	000000	400	31.50
074560	0024	11/22/2019	A	Western Adult Ala Carte	03	006	1523	0000	000000	500	17.50
074563	0004	11/26/2019	A	HS Adult Ala Carte	03	006	1523	0000	000000	100	71.95
074563	0009	11/26/2019	A	Jr. Hi Adult Ala Carte	03	006	1523	0000	000000	200	9.50
074563	0014	11/26/2019	A	Eastern Adult Ala Carte	03	006	1523	0000	000000	300	23.25
074563	0019	11/26/2019	A	Central Adult Ala Carte	03	006	1523	0000	000000	400	22.75
074563	0024	11/26/2019	A	Western Adult Ala Carte	03	006	1523	0000	000000	500	9.75
RCPT CODE SUB-TOTAL:											992.39
074550	0001	11/22/2019	A	Preschool snacks	03	006	1890	0000	000000	000	693.50
RCPT CODE SUB-TOTAL:											693.50
074523	0001	11/20/2019	A	Federal Reimb Lunch High	03	006	4120	0000	000000	100	8,754.07
074523	0002	11/20/2019	A	Federal Reimb Lunch Jr High	03	006	4120	0000	000000	200	6,401.74
074523	0003	11/20/2019	A	Federal Reimb Lunch Central	03	006	4120	0000	000000	400	8,110.12
074523	0004	11/20/2019	A	Federal Reimb Lunch East	03	006	4120	0000	000000	300	8,648.77
074523	0005	11/20/2019	A	Federal Reimb Lunch Western	03	006	4120	0000	000000	500	5,199.26
074523	0006	11/20/2019	A	Fed Reimb Breakfast - High	03	006	4120	0000	000000	100	510.96
074523	0007	11/20/2019	A	Federal Reimb Breakfast - Jr H	03	006	4120	0000	000000	200	84.73
074523	0008	11/20/2019	A	Federal Reimb Break - Central	03	006	4120	0000	000000	400	1,446.76
074523	0009	11/20/2019	A	Federal Reimb Break - East	03	006	4120	0000	000000	300	1,421.41
074523	0010	11/20/2019	A	Federal Reimb Break - Western	03	006	4120	0000	000000	500	1,028.30
074523	0011	11/20/2019	A	Preschool Milk - Western	03	006	4120	1280	000000	500	74.99
RCPT CODE SUB-TOTAL:											41,681.11
FUND CODE SUB-TOTAL:											75,679.37
074567	0004	11/29/2019	A	Richland Bank Int - Minutemen	03	007	1410	9100	000000	000	27.46
RCPT CODE SUB-TOTAL:											27.46
074471	0001	11/04/2019	A	Hall Trust Donation - LMAS	03	007	1820	9100	000000	000	2,178.88
RCPT CODE SUB-TOTAL:											2,178.88
FUND CODE SUB-TOTAL:											2,206.34

STATUS (STS) CODES:

A-RECEIPT B-REFUND OF RECEIPT V-VOID REFUND OF RECEIPT X-REDUCTION OF EXPENDITURE
 C-APPROPRIATION OR BUDGET MODIFICATIONS D-EXPENSE/SUPPLIES DISTRIBUTION F-FUND TO FUND TRANSFER

TRANS NO	ITEM NO	TRANS DATE	STS	DESCRIPTION OR SOURCE	TI	FUND	RCPT	SPCC	SUBJ	QPLU	TRANS AMOUNT	
074567	0003	11/29/2019	A	Richland Bank Int - McCannon	03	007	1410	9800	000000	000	14.97	
											RCPT CODE SUB-TOTAL:	14.97
											FUND CODE SUB-TOTAL:	14.97
074567	0006	11/29/2019	A	Classroom Facilities Fund	03	010	1410	0000	000000	000	22,027.15	
											RCPT CODE SUB-TOTAL:	22,027.15
											FUND CODE SUB-TOTAL:	22,027.15
074493	0001	11/08/2019	A	MD Coffee service	03	018	1620	9100	000000	000	67.00	
											RCPT CODE SUB-TOTAL:	67.00
074464	0001	11/01/2019	A	MD Coffee service	03	018	1690	9100	000000	000	61.75	
074475	0001	11/04/2019	A	Apparel commission	03	018	1690	9100	000000	000	144.23	
074503	0001	11/12/2019	A	AP exams	03	018	1690	9100	000000	000	1,800.00	
074511	0001	11/18/2019	A	Veteran's Day Donation	03	018	1690	9100	000000	000	553.00	
074512	0001	11/18/2019	A	MD Coffee service	03	018	1690	9100	000000	000	42.75	
074535	0001	11/20/2019	A	AP Exams	03	018	1690	9100	000000	000	360.00	
											RCPT CODE SUB-TOTAL:	2,961.73
											FUND CODE SUB-TOTAL:	3,028.73
074477	0002	11/04/2019	A	School fees princ acct	03	018	1620	9200	000000	000	14.00	
074537	0002	11/20/2019	A	School fees princ acct	03	018	1620	9200	000000	000	14.00	
											RCPT CODE SUB-TOTAL:	28.00
											FUND CODE SUB-TOTAL:	28.00
074509	0001	11/15/2019	A	Book fair	03	018	1690	9301	000000	300	1,809.52	
074544	0002	11/21/2019	A	Donation for Library Books	03	018	1690	9301	000000	300	300.00	
											RCPT CODE SUB-TOTAL:	2,109.52
											FUND CODE SUB-TOTAL:	2,109.52

STATUS (STS) CODES:

A-RECEIPT B-REFUND OF RECEIPT V-VOID REFUND OF RECEIPT X-REDUCTION OF EXPENDITURE
 C-APPROPRIATION OR BUDGET MODIFICATIONS D-EXPENSE/SUPPLIES DISTRIBUTION F-FUND TO FUND TRANSFER

TRANS NO	ITEM NO	TRANS DATE	STS	DESCRIPTION OR SOURCE	TI	FUND	RCPT	SPCC	SUBJ	OPU	TRANS AMOUNT
074487	0002	11/05/2019	A	School fees princ acct	03	018	1630	9400	000000	000	6.00
074496	0001	11/08/2019	A	School fees princ acct	03	018	1630	9400	000000	000	6.00
074506	0003	11/13/2019	A	School fees princ acct	03	018	1630	9400	000000	000	4.00
074541	0001	11/20/2019	A	School fees princ acct	03	018	1630	9400	000000	000	4.00
074545	0001	11/21/2019	A	School fees princ acct	03	018	1630	9400	000000	000	8.00
RCPT CODE SUB-TOTAL:											28.00
FUND CODE SUB-TOTAL:											28.00
074458	0001	11/01/2019	A	Book fair	03	018	1890	9401	000000	000	235.75
074506	0001	11/13/2019	A	Lost library book	03	018	1890	9401	000000	000	5.00
RCPT CODE SUB-TOTAL:											240.75
FUND CODE SUB-TOTAL:											240.75
074468	0001	11/01/2019	A	Fieldtrip money	03	018	1630	9500	000000	000	4.00
074547	0002	11/21/2019	A	School fees princ acct	03	018	1630	9500	000000	000	10.00
RCPT CODE SUB-TOTAL:											14.00
FUND CODE SUB-TOTAL:											14.00
074500	0003	11/12/2019	A	PTO Recycling-Central	03	019	1890	9121	000000	000	4.61
074533	0003	11/19/2019	A	PTO Recycling-Central	03	019	1890	9121	000000	000	2.30
074533	0004	11/19/2019	A	Jury Duty - Patterson & Bowman	03	019	1890	9121	000000	000	180.00
074561	0003	11/19/2019	A	PTO Recycling-Central	03	019	1890	9121	000000	000	2.30-
074561	0004	11/19/2019	A	Jury Duty - Patterson & Bowman	03	019	1890	9121	000000	000	180.00-
074562	0003	11/19/2019	A	PTO Recycling-Central	03	019	1890	9121	000000	000	2.30
RCPT CODE SUB-TOTAL:											6.91
FUND CODE SUB-TOTAL:											6.91
074500	0001	11/12/2019	A	PTO Recycling-Eastern	03	019	1890	9122	000000	000	4.62
074533	0001	11/19/2019	A	PTO Recycling-Eastern	03	019	1890	9122	000000	000	2.30
074561	0001	11/19/2019	A	PTO Recycling-Eastern	03	019	1890	9122	000000	000	2.30-
074562	0001	11/19/2019	A	PTO Recycling-Eastern	03	019	1890	9122	000000	000	2.30
RCPT CODE SUB-TOTAL:											6.92

STATUS (STS) CODES:

A-RECEIPT B-REFUND OF RECEIPT V-VOID REFUND OF RECEIPT X-REDUCTION OF EXPENDITURE
 C-APPROPRIATION OR BUDGET MODIFICATIONS D-EXPENSE/SUPPLIES DISTRIBUTION F-FUND TO FUND TRANSFER

25

TRANS NO	ITEM NO	TRANS DATE	STS	DESCRIPTION OR SOURCE	TI	FUND	RCPT	SPCC	SUBJ	QPU	TRANS AMOUNT
FUND CODE SUB-TOTAL:											6.92
074500	0002	11/12/2019	A	PTO Recycling-Western	03	019	1890	9123	000000	000	4.62
074533	0002	11/19/2019	A	PTO Recycling-Western	03	019	1890	9123	000000	000	2.30
074561	0002	11/19/2019	A	PTO Recycling-Western	03	019	1890	9123	000000	000	2.30
074562	0002	11/19/2019	A	PTO Recycling-Western	03	019	1890	9123	000000	000	2.30
RCPT CODE SUB-TOTAL:											6.92
FUND CODE SUB-TOTAL:											6.92
074466	0002	11/01/2019	A	Regional VB Tourn Adm	03	022	1615	9601	000000	000	1,698.00
074467	0001	11/01/2019	A	Regional VB Tourn Adm	03	022	1615	9601	000000	000	1,816.00
074473	0001	11/04/2019	A	Reg VB Tourn Adm 11/2	03	022	1615	9601	000000	000	2,504.00
074479	0003	11/05/2019	A	Reg VB Tourn Presale adm	03	022	1615	9601	000000	000	204.00
RCPT CODE SUB-TOTAL:											6,222.00
074466	0001	11/01/2019	A	Regional VB Tourn Media income	03	022	1690	9601	000000	000	350.00
RCPT CODE SUB-TOTAL:											350.00
FUND CODE SUB-TOTAL:											6,572.00
074567	0002	11/29/2019	A	Richland Bank Int. 024	03	024	1410	0000	000000	000	1,758.70
RCPT CODE SUB-TOTAL:											1,758.70
074460	0001	11/01/2019	A	Mullet Oct Cobra	03	024	1872	0000	000000	000	2,114.31
074460	0002	11/01/2019	A	Hauk Oct Cobra	03	024	1872	0000	000000	000	2,006.48
074497	0001	11/12/2019	A	Berick Nov Ins	03	024	1872	0000	000000	000	156.57
074515	0001	11/20/2019	A	Employees' Premiums Nov	03	024	1872	0000	000000	000	67,866.95
074516	0001	11/20/2019	A	Board's Premiums Nov	03	024	1872	0000	000000	000	376,072.23
074542	0001	11/21/2019	A	Kentosh Nov Ins	03	024	1872	0000	000000	000	196.71
RCPT CODE SUB-TOTAL:											448,413.25
FUND CODE SUB-TOTAL:											450,171.95
074463	0001	11/01/2019	A	Dues	03	200	1630	9105	000000	000	20.00

STATUS (STS) CODES:

A-RECEIPT B-REFUND OF RECEIPT V-VOID REFUND OF RECEIPT X-REDUCTION OF EXPENDITURE
 C-APPROPRIATION OR BUDGET MODIFICATIONS D-EXPENSE/SUPPLIES DISTRIBUTION F-FUND TO FUND TRANSFER

TRANS NO	ITEM NO	TRANS DATE	STS	DESCRIPTION OR SOURCE	TI	FUND	RCPT	SPCC	SUBJ	OPU	TRANS AMOUNT	
											RCPT CODE SUB-TOTAL:	20.00
074513	0001	11/18/2019	A	Leo Club - milliron recycling	03	200	1690	9105	000000	000	12.39	
											RCPT CODE SUB-TOTAL:	12.39
											FUND CODE SUB-TOTAL:	32.39
074514	0001	11/18/2019	A	Dues Leo Club	03	200	1630	9108	000000	000	110.00	
											RCPT CODE SUB-TOTAL:	110.00
074514	0002	11/18/2019	A	Tshirt sales	03	200	1690	9108	000000	000	40.00	
											RCPT CODE SUB-TOTAL:	40.00
											FUND CODE SUB-TOTAL:	150.00
074566	0001	11/26/2019	A	Gobbie Grams	03	200	1620	9114	000000	000	32.00	
											RCPT CODE SUB-TOTAL:	32.00
											FUND CODE SUB-TOTAL:	32.00
074476	0001	11/04/2019	A	Dues	03	200	1630	9115	000000	000	110.00	
074531	0001	11/09/2019	A	Key Club dues	03	200	1630	9115	000000	000	10.00	
											RCPT CODE SUB-TOTAL:	120.00
											FUND CODE SUB-TOTAL:	120.00
074474	0001	11/04/2019	A	Yearbook Ad sales	03	200	1690	9119	000000	000	145.00	
074494	0001	11/09/2019	A	Ad sales	03	200	1690	9119	000000	000	435.00	
074499	0001	11/12/2019	A	Yearbook ad sales	03	200	1690	9119	000000	000	115.00	
074505	0001	11/13/2019	A	Yearbook ad sales	03	200	1690	9119	000000	000	160.00	
074536	0001	11/20/2019	A	Yearbook ads	03	200	1690	9119	000000	000	275.00	
074548	0001	11/22/2019	A	Yearbook ads	03	200	1690	9119	000000	000	85.00	
074557	0001	11/26/2019	A	Yearbook ads	03	200	1690	9119	000000	000	275.00	
											RCPT CODE SUB-TOTAL:	1,490.00
											FUND CODE SUB-TOTAL:	1,490.00

STATUS (STS) CODES:

A-RECEIPT B-REFUND OF RECEIPT V-VOID REFUND OF RECEIPT X-REDUCTION OF EXPENDITURE
 C-APPROPRIATION OR BUDGET MODIFICATIONS D-EXPENSE/SUPPLIES DISTRIBUTION F-FUND TO FUND TRANSFER

TRANS NO	ITEM NO	TRANS DATE	STS	DESCRIPTION OR SOURCE	TI	FUND	RCPT	SPCC	SUBJ	OPU	TRANS AMOUNT
074489	0001	11/06/2019	A	NHS Dues	03	200	1620	9121	000000	000	180.00
											RCPT CODE SUB-TOTAL: 180.00
											FUND CODE SUB-TOTAL: 180.00
074478	0001	11/04/2019	A	Halloween Dance	03	200	1690	9204	000000	000	591.35
											RCPT CODE SUB-TOTAL: 591.35
											FUND CODE SUB-TOTAL: 591.35
074491	0001	11/08/2019	A	Donation from the Elks	03	200	1820	9301	000000	000	250.00
											RCPT CODE SUB-TOTAL: 250.00
											FUND CODE SUB-TOTAL: 250.00
074544	0001	11/21/2019	A	Robotics Club	03	200	1630	9302	000000	000	30.00
											RCPT CODE SUB-TOTAL: 30.00
											FUND CODE SUB-TOTAL: 30.00
074490	0001	11/08/2019	A	PE Vending	03	300	1620	9206	000000	000	250.00
											RCPT CODE SUB-TOTAL: 250.00
											FUND CODE SUB-TOTAL: 250.00
074469	0001	11/04/2019	A	FB Adm 11/1	03	300	1610	9600	000000	700	2,450.00
074480	0001	11/05/2019	B	PRE-SALE BOYS SOCCER STATE SEM	03	300	1610	9600	000000	703	3,710.00
074502	0001	11/12/2019	A	Winter season passes	03	300	1610	9600	000000	000	1,000.00
074502	0002	11/12/2019	A	Boys Soccer OHSAA Presale	03	300	1610	9600	000000	703	3,550.00
074538	0001	11/20/2019	A	Swim Meet adm 11/19	03	300	1610	9600	000000	709	326.00
074540	0002	11/20/2019	A	Winter season tickets	03	300	1610	9600	000000	000	3,175.00
074546	0002	11/21/2019	A	Winter season tickets	03	300	1610	9600	000000	000	1,200.00
074553	0001	11/26/2019	A	JH Swim meet adm 11/23	03	300	1610	9600	000000	718	218.00
074554	0001	11/26/2019	A	JH Girls BB adm 11/25	03	300	1610	9600	000000	716	416.00

STATUS (STS) CODES:

A-RECEIPT B-REFUND OF RECEIPT V-VOID REFUND OF RECEIPT X-REDUCTION OF EXPENDITURE
 C-APPROPRIATION OR BUDGET MODIFICATIONS D-EXPENSE/SUPPLIES DISTRIBUTION F-FUND TO FUND TRANSFER

JS

TRANS NO	ITEM NO	TRANS DATE	STS	DESCRIPTION OR SOURCE	TI	FUND	RCPT	SPCC	SUBJ	QPL	TRANS AMOUNT
074555	0001	11/26/2019	A	Winter sports passes	03	300	1610	9600	000000	000	880.00
074564	0001	11/27/2019	A	JH Swim meet adm 11/26	03	300	1610	9600	000000	718	357.00
074564	0002	11/27/2019	A	JH Boys BB adm 11/26	03	300	1610	9600	000000	715	454.00
074564	0003	11/27/2019	A	HS Girls BB	03	300	1610	9600	000000	708	834.00
RCPT CODE SUB-TOTAL:											11,150.00
074466	0003	11/01/2019	A	Program Ad	03	300	1620	9600	000000	000	250.00
074470	0001	11/04/2019	A	FB Program sales 11/1	03	300	1620	9600	000000	700	94.00
074472	0001	11/04/2019	A	Regional Tourn Program sales	03	300	1620	9600	000000	000	61.00
RCPT CODE SUB-TOTAL:											405.00
074465	0001	11/01/2019	A	OCC T-shirt sales	03	300	1690	9600	000000	000	2,100.00
074479	0002	11/05/2019	A	Program ads	03	300	1690	9600	000000	000	843.00
074479	0004	11/05/2019	A	Girls Golf Shirts	03	300	1690	9600	000000	000	70.00
074540	0003	11/20/2019	A	Sponsorship ads	03	300	1690	9600	000000	000	1,300.00
074540	0004	11/20/2019	A	Girls Golf Shirt	03	300	1690	9600	000000	000	70.00
074540	0006	11/20/2019	A	Boys Golf expenses	03	300	1690	9600	000000	000	90.88
RCPT CODE SUB-TOTAL:											4,473.88
074540	0005	11/20/2019	A	Donations	03	300	1820	9600	000000	000	60.00
RCPT CODE SUB-TOTAL:											60.00
074479	0001	11/05/2019	A	Girls Tennis entry fee	03	300	1890	9600	000000	705	250.00
074540	0001	11/20/2019	A	Girls Tennis entry fees	03	300	1890	9600	000000	705	1,000.00
074546	0001	11/21/2019	A	Boys Golf entry fees	03	300	1890	9600	000000	706	285.00
RCPT CODE SUB-TOTAL:											1,535.00
FUND CODE SUB-TOTAL:											17,623.88
074526	0001	11/29/2019	A	IDEA-B Revenue	03	516	4220	9020	000000	000	98,078.28
RCPT CODE SUB-TOTAL:											98,078.28
FUND CODE SUB-TOTAL:											98,078.28
074530	0001	11/29/2019	A	Title I Revenue	03	572	4220	9020	000000	000	23,129.09
RCPT CODE SUB-TOTAL:											23,129.09

STATUS (STS) CODES:

A-RECEIPT B-REFUND OF RECEIPT V-VOID REFUND OF RECEIPT X-REDUCTION OF EXPENDITURE
 C-APPROPRIATION OR BUDGET MODIFICATIONS D-EXPENSE/SUPPLIES DISTRIBUTION F-FUND TO FUND TRANSFER

DATE: 12/03/2019
TIME: 13:49

LEXINGTON LOCAL SCHOOLS
TRANS. BY FUND/RCPT, ALL FUNDS
DATES 11/01/2019 THRU 11/30/2019
SORTED BY TRANSACTION DATE

PAGE: 14
(RECELED)

TRANS NO	ITEM NO	TRANS DATE	STS	DESCRIPTION OR SOURCE	TI	FUND	RCPT	SPCC	SUBJ	OPU	TRANS AMOUNT
FUND CODE SUB-TOTAL:											23,129.09
074527	0001	11/29/2019	A	ECSE Restoration Revenue	03	587	4220	9020	000000	000	5,484.16
074528	0001	11/29/2019	A	ECSE Revenue	03	587	4220	9020	000000	000	619.96
RCPT CODE SUB-TOTAL:											6,104.12
FUND CODE SUB-TOTAL:											6,104.12
074529	0001	11/29/2019	A	Title II-A Revenue	03	590	4220	9020	000000	000	7,829.46
RCPT CODE SUB-TOTAL:											7,829.46
FUND CODE SUB-TOTAL:											7,829.46
GRAND TOTAL:											2,487,894.83

STATUS (STS) CODES:

A-RECEIPT B-REFUND OF RECEIPT V-VOID REFUND OF RECEIPT X-REDUCTION OF EXPENDITURE
C-APPROPRIATION OR BUDGET MODIFICATIONS D-EXPENSE/SUPPLIES DISTRIBUTION F-FUND TO FUND TRANSFER

Date: 12/03/19
 Time: 1:49 pm

LEXINGTON LOCAL SCHOOLS
 Revenue Account Summary
 SORTED BY FUND-SCC/ACCT

Page: 1
 (REVSUM)

	FYTD Receivable	FYTD Actual Receipts	NTD Actual Receipts	YTD Actual Receipts	FYTD Balance Receivable	FYTD Percent Received
*****TOTAL FOR FUND-SCC 001 0000 (GENERAL FUND):	24,848,805.00	10,815,700.48	1,722,763.95	24,040,091.78	14,053,104.52	43.49
*****TOTAL FOR FUND-SCC 002 0000 (BOND RETIREMENT FUND):	4,709,132.24	3,149,132.24	0.00	3,149,132.24	1,560,000.00	66.87
*****TOTAL FOR FUND-SCC 003 0000 (PERMANENT IMPROVEMENT FUND):	700,000.00	322,881.72	41,738.85	721,993.92	377,118.28	46.13
*****TOTAL FOR FUND-SCC 004 0000 (LFI BUILDING FUND):	56,470,238.41	56,492,093.88	5,359.94	56,492,093.88	21,855.47	100.04
*****TOTAL FOR FUND-SCC 006 0000 (FOOD SERVICE FUND):	716,982.00	227,473.83	75,679.37	655,673.65	489,508.17	31.73
*****TOTAL FOR FUND-SCC 007 9100 (LEXINGTON MINUTEMEN ACADEMIC SCHOLARSHIP FUND):	11,068.00	4,629.82	2,206.34	15,218.84	6,438.18	41.83
*****TOTAL FOR FUND-SCC 007 9800 (TERRY McCAMMON SCHOLARSHIP FUND):	227.00	104.24	14.97	222.59	122.76	45.92
*****TOTAL FOR FUND-SCC 010 0000 (CLASSROOM FACILITIES CONSTRUCTION FUND):	45,000,000.00	45,089,817.00	22,027.15	45,089,817.00	89,817.00	100.20
*****TOTAL FOR FUND-SCC 018 9100 (HIGH SCHOOL PRINCIPAL'S FUND):	9,901.00	4,611.67	3,028.73	11,681.25	5,289.33	46.58
*****TOTAL FOR FUND-SCC 018 9200 (JUNIOR HIGH PRINCIPAL'S FUND):	5,044.00	4,354.00	28.00	5,152.00	690.00	86.32

*** NOTE!! ONLY ACTIVE ACCOUNTS HAVE BEEN SELECTED, TOTALS MAY EXCLUDE AMOUNTS THAT ARE RELATED TO INACTIVE ACCOUNTS. ***

	FYTD Receivable	FYTD Actual Receipts	MTD Actual Receipts	YTD Actual Receipts	FYTD Balance Receivable	FYTD Percent Received
*****TOTAL FOR FUND-SCC 018 9300 (EASTERN PRINCIPAL'S FUND):	7,615.00	77.37	0.00	4,811.14	7,537.63	1.02
*****TOTAL FOR FUND-SCC 018 9301 (EASTERN ELEMENTARY BOOKFAIR/BOXTOPS FUND):	5,743.00	2,109.52	2,109.52	6,108.14	3,633.48	36.73
*****TOTAL FOR FUND-SCC 018 9303 (EASTERN RUN CLUB):	1,357.00	1,135.00	0.00	1,135.00	222.00	83.64
*****TOTAL FOR FUND-SCC 018 9400 (CENTRAL PRINCIPAL'S FUND):	4,553.00	1,462.08	28.00	4,396.04	3,090.92	32.11
*****TOTAL FOR FUND-SCC 018 9401 (CENTRAL ELEMENTARY BOOKFAIR FUND):	3,689.00	2,595.58	240.75	3,836.74	1,093.42	70.36
*****TOTAL FOR FUND-SCC 018 9402 (CENTRAL ELEMENTARY ART):	1,375.00	0.00	0.00	1,375.00	1,375.00	0.00
*****TOTAL FOR FUND-SCC 018 9500 (WESTERN PRINCIPAL'S FUND):	5,890.00	3,194.65	14.00	5,792.66	2,695.35	54.24
*****TOTAL FOR FUND-SCC 018 9501 (WESTERN ELEMENTARY BOOKFAIR/BOXTOPS FUND):	4,670.00	3,097.84	0.00	4,144.63	1,572.16	66.33
*****TOTAL FOR FUND-SCC 018 9503 (WESTERN ELEMENTARY ART):	2,230.00	0.00	0.00	2,230.00	2,230.00	0.00
*****TOTAL FOR FUND-SCC 019 9121 (CENTRAL ELEMENTARY PTO GRANTS):	1,172.00	1,047.86	6.91	1,143.42	124.14	89.41

*** NOTE!! ONLY ACTIVE ACCOUNTS HAVE BEEN SELECTED, TOTALS MAY EXCLUDE AMOUNTS THAT ARE RELATED TO INACTIVE ACCOUNTS. ***

Date: 12/03/19
Time: 1:49 pm

LEXINGTON LOCAL SCHOOLS
Revenue Account Summary
SORTED BY FUND-SCC/ACCT

Page: 3
(REVSUM)

	FYTD Receivable	FYTD Actual Receipts	NTD Actual Receipts	YTD Actual Receipts	FYTD Balance Receivable	FYTD Percent Received
****TOTAL FOR FUND-SCC 019 9122 (EASTERN ELEMENTARY PTO GRANTS):	1,172.00	1,047.85	6.92	1,143.43	126.15	89.41
****TOTAL FOR FUND-SCC 019 9123 (WESTERN ELEMENTARY PTO GRANTS):	1,864.00	1,047.86	6.92	1,835.41	816.14	56.22
****TOTAL FOR FUND-SCC 019 9219 (RICH CO FUND-CLASSROOM LIBRARY):	549.52	549.52	0.00	549.52	0.00	100.00
****TOTAL FOR FUND-SCC 019 9220 (RICH CO FUND-LEGS AND BUILDING BLOCKS):	915.00	915.00	0.00	915.00	0.00	100.00
****TOTAL FOR FUND-SCC 019 9221 (RICH CO FUND-SCIENCE DISCOVERY BINS):	1,500.00	1,500.00	0.00	1,500.00	0.00	100.00
****TOTAL FOR FUND-SCC 019 9302 (RICH CO RETIRED TEACHERS ASSOC):	0.00	0.00	0.00	150.00	0.00	0.00
****TOTAL FOR FUND-SCC 022 9601 (OHSAA TOURNAMENT AGENCY FUND):	35,459.00	17,150.00	6,572.00	38,272.79	18,309.00	48.37
****TOTAL FOR FUND-SCC 024 0000 (EMPLOYEE BENEFITS FUND FOR MEDICAL/DENTAL):	5,225,000.00	2,221,951.83	450,171.95	4,885,452.05	3,003,048.17	42.53
****TOTAL FOR FUND-SCC 034 0000 (DFCC PROJECT MAINTENANCE FUND):	90,500.00	0.00	0.00	0.00	90,500.00	0.00
****TOTAL FOR FUND-SCC 200 9102 (HIGH SCHOOL DRAMA CLUB):	11,130.00	0.00	0.00	11,130.00	11,130.00	0.00

*** NOTE!! ONLY ACTIVE ACCOUNTS HAVE BEEN SELECTED, TOTALS MAY EXCLUDE AMOUNTS THAT ARE RELATED TO INACTIVE ACCOUNTS. ***

	FYTD Receivable	FYTD Actual Receipts	MTD Actual Receipts	YTD Actual Receipts	FYTD Balance Receivable	FYTD Percent Received
*****TOTAL FOR FUND-SCC 200 9104 (HIGH SCHOOL LEADERSHIP COUNCIL):	400.00	0.00	0.00	400.00	400.00	0.00
*****TOTAL FOR FUND-SCC 200 9105 (HIGH SCHOOL FRENCH CLUB):	45.00	32.38	32.38	77.38	12.62	71.96
*****TOTAL FOR FUND-SCC 200 9107 (HIGH SCHOOL SPANISH CLUB):	178.00	0.00	0.00	178.35	178.00	0.00
*****TOTAL FOR FUND-SCC 200 9108 (HIGH SCHOOL LEO CLUB):	590.00	390.45	150.00	572.26	199.55	66.18
*****TOTAL FOR FUND-SCC 200 9114 (HIGH SCHOOL STUDENT COUNCIL FUND):	2,490.00	538.00	32.00	2,378.82	1,952.00	21.61
*****TOTAL FOR FUND-SCC 200 9115 (HIGH SCHOOL KEY CLUB):	455.00	2,790.00	120.00	2,995.00	2,335.00	613.19
*****TOTAL FOR FUND-SCC 200 9119 (HIGH SCHOOL YEARBOOK FUND):	16,580.00	7,820.00	1,490.00	13,190.00	8,760.00	47.17
*****TOTAL FOR FUND-SCC 200 9121 (HIGH SCHOOL NATIONAL HONOR SOCIETY):	2,518.00	1,090.00	180.00	1,552.00	1,428.00	43.29
*****TOTAL FOR FUND-SCC 200 9201 (JUNIOR HIGH ART CLUB):	56.00	0.00	0.00	0.00	56.00	0.00
*****TOTAL FOR FUND-SCC 200 9204 (JUNIOR HIGH STUDENT COUNCIL FUND):	1,217.00	591.35	591.35	1,148.85	625.65	48.59

*** NOTE!! ONLY ACTIVE ACCOUNTS HAVE BEEN SELECTED, TOTALS MAY EXCLUDE AMOUNTS THAT ARE RELATED TO INACTIVE ACCOUNTS. ***

LEXINGTON LOCAL SCHOOLS
 Revenue Account Summary
 SORTED BY FUND-SCC/ACCT

	FYTD Receivable	FYTD Actual Receipts	MTD Actual Receipts	YTD Actual Receipts	FYTD Balance Receivable	FYTD Percent Received
*****TOTAL FOR FUND-SCC 200 9301 (EASTERN ELEMENTARY STUDENT ACTIVITY FUND):	1,472.00	250.00	250.00	1,247.70	1,222.00	16.98
*****TOTAL FOR FUND-SCC 200 9302 (EASTERN ELEMENTARY ROBOTICS FUND):	855.00	720.00	30.00	1,140.00	135.00	84.21
*****TOTAL FOR FUND-SCC 200 9612 (JUNIOR HIGH INFORMED TEENS FUND):	1,469.00	13.32	0.00	1,474.76	1,455.68	0.91
*****TOTAL FOR FUND-SCC 300 9116 (CHOIR):	75.00	0.00	0.00	75.00	75.00	0.00
*****TOTAL FOR FUND-SCC 300 9206 (JUNIOR HIGH PHYS ED DEPARTMENT FUND):	2,785.00	840.00	250.00	2,075.00	1,945.00	30.16
*****TOTAL FOR FUND-SCC 300 9600 (ATHLETIC FUND):	213,000.00	129,252.77	17,623.88	169,463.76	83,747.23	60.68
*****TOTAL FOR FUND-SCC 300 9601 (ATHLETIC CAPITAL FUND):	39,000.00	13,000.00	0.00	13,000.00	26,000.00	33.33
*****TOTAL FOR FUND-SCC 300 9603 (ELEMENTARY MUSIC):	388.00	0.00	0.00	388.00	388.00	0.00
*****TOTAL FOR FUND-SCC 451 9019 (Network Connectivity FY 2019):	0.00	0.00	0.00	4,500.00	0.00	0.00
*****TOTAL FOR FUND-SCC 451 9020 (Network Connectivity FY 2020):	9,000.00	4,500.00	0.00	4,500.00	4,500.00	50.00

*** NOTE!! ONLY ACTIVE ACCOUNTS HAVE BEEN SELECTED, TOTALS MAY EXCLUDE AMOUNTS THAT ARE RELATED TO INACTIVE ACCOUNTS. ***

	FYTD Receivable	FYTD Actual Receipts	MTD Actual Receipts	YTD Actual Receipts	FYTD Balance Receivable	FYTD Percent Received
*****TOTAL FOR FUND-SCC 467 0000 (STUDENT WELLNESS AND SUCCESS FUND):	313,072.28	156,536.14	0.00	156,536.14	156,536.14	50.00
*****TOTAL FOR FUND-SCC 499 9020 (SCHOOL SAFETY GRANT FY20):	10,607.48	0.00	0.00	0.00	10,607.48	0.00
*****TOTAL FOR FUND-SCC 516 9019 (IDEA-B SPECIAL EDUCATION FY19):	78,905.73	78,905.73	0.00	382,471.84	0.00	100.00
*****TOTAL FOR FUND-SCC 516 9020 (IDEA-B SPECIAL EDUCATION FY20):	561,119.18	187,485.68	98,078.28	167,485.68	373,633.50	33.41
*****TOTAL FOR FUND-SCC 572 9019 (TITLE I FY19):	23,520.05	23,520.05	0.00	181,435.31	0.00	100.00
*****TOTAL FOR FUND-SCC 572 9020 (TITLE I FY20):	283,610.01	79,337.52	23,129.09	79,337.52	204,272.49	27.97
*****TOTAL FOR FUND-SCC 587 9019 (EARLY CHILDHOOD SPECIAL EDUCATION IDEA FY19):	7,546.89	7,546.89	0.00	20,862.07	0.00	100.00
*****TOTAL FOR FUND-SCC 587 9020 (EARLY CHILDHOOD SPECIAL EDUCATION IDEA FY20):	28,297.53	7,338.71	6,104.12	7,338.71	20,958.82	25.93
*****TOTAL FOR FUND-SCC 590 9019 (TITLE II-A IMPROVING TEACHER QUALITY FY19):	0.00	0.00	0.00	35,253.67	0.00	0.00
*****TOTAL FOR FUND-SCC 590 9020 (TITLE II-A IMPROVING TEACHER QUALITY FY20):	61,044.34	22,772.03	7,829.46	22,772.03	38,272.31	37.30

*** NOTE!! ONLY ACTIVE ACCOUNTS HAVE BEEN SELECTED, TOTALS MAY EXCLUDE AMOUNTS THAT ARE RELATED TO INACTIVE ACCOUNTS. ***

Date: 12/03/19
Time: 1:49 pm

LEXINGTON LOCAL SCHOOLS
Revenue Account Summary
SORTED BY FUND-SCC/ACCT

Page: 7
(REVSUM)

	FYTD Receivable	FYTD Actual Receipts	NTD Actual Receipts	YTD Actual Receipts	FYTD Balance Receivable	FYTD Percent Received
****TOTAL FOR FUND-SCC 599 9019 (TITLE IV):	0.00	0.00	0.00	3,928.00	0.00	0.00
=====						
****TOTAL FOR FUND-SCC 599 9020 (TITLE IV FY20):	32,871.20	11,606.96	0.00	11,606.96	21,264.24	35.31
=====						
****GRAND TOTALS:	139,590,948.86	119,104,558.82	2,487,894.83	136,486,382.93	20,484,390.04	85.33
=====						

*** NOTE!! ONLY ACTIVE ACCOUNTS HAVE BEEN SELECTED, TOTALS MAY EXCLUDE AMOUNTS THAT ARE RELATED TO INACTIVE ACCOUNTS. ***

Date: 12/03/19
 Time: 1:49 pm

LEXINGTON LOCAL SCHOOLS
 Appropriation Account Summary
 SORTED BY FUND-SCC/ACCT

Page: 1
 (APPSUM)

FYTD Appropriated	Prior FY Carryover Encumbrances	FYTD Expendable	FYTD Actual Expenditures	MTD Actual Expenditures	Current + Future Encumbrances	FYTD Remaining Balance	FYTD Percent Exp/Enc
*****TOTAL FOR FUND-SCC 001 0000 (GENERAL FUND):							
25,769,834.00	142,760.76	25,912,594.76	10,612,629.99	2,038,271.00	1,580,559.43	13,719,405.34	47.06
*****TOTAL FOR FUND-SCC 002 0000 (BOND RETIREMENT FUND):							
1,425,896.92	0.00	1,425,896.92	415,418.79	0.00	1,010,478.13	0.00	100.00
*****TOTAL FOR FUND-SCC 003 0000 (PERMANENT IMPROVEMENT FUND):							
704,255.00	0.00	704,255.00	620,089.41	6,256.22	14,485.56	69,680.03	90.11
*****TOTAL FOR FUND-SCC 004 0000 (LFI BUILDING FUND):							
47,020,238.41	0.00	47,020,238.41	45,520,238.41	0.00	0.00	1,500,000.00	96.81
*****TOTAL FOR FUND-SCC 006 0000 (FOOD SERVICE FUND):							
712,280.06	2,310.43	714,590.49	304,543.97	74,898.71	125,348.56	284,697.96	60.16
*****TOTAL FOR FUND-SCC 007 9100 (LEXINGTON MINUTEMEN ACADEMIC SCHOLARSHIP FUND):							
10,000.00	0.00	10,000.00	0.00	0.00	10,000.00	0.00	100.00
*****TOTAL FOR FUND-SCC 007 9800 (TERRY McCAMMON SCHOLARSHIP FUND):							
500.00	0.00	500.00	0.00	0.00	0.00	500.00	0.00
*****TOTAL FOR FUND-SCC 010 0000 (CLASSROOM FACILITIES CONSTRUCTION FUND):							
1,500,000.00	0.00	1,500,000.00	0.00	0.00	0.00	1,500,000.00	0.00
*****TOTAL FOR FUND-SCC 018 9100 (HIGH SCHOOL PRINCIPAL'S FUND):							
10,196.00	168.40	10,364.40	1,256.07	759.52	10,187.85	1,079.52	110.42
*****TOTAL FOR FUND-SCC 018 9200 (JUNIOR HIGH PRINCIPAL'S FUND):							
6,139.00	0.00	6,139.00	215.00	35.00	6,040.00	116.00	101.89

*** NOTE!! ONLY ACTIVE ACCOUNTS HAVE BEEN SELECTED, TOTALS MAY EXCLUDE AMOUNTS THAT ARE RELATED TO INACTIVE ACCOUNTS. ***

35

LEXINGTON LOCAL SCHOOLS
 Appropriation Account Summary
 SORTED BY FUND-SCC/ACCT

FYTD Appropriated	Prior FY Carryover Encumbrances	FYTD Expendable	FYTD Actual Expenditures	NTD Actual Expenditures	Current + Future Encumbrances	FYTD Remaining Balance	FYTD Percent Exp/Enc
*****TOTAL FOR FUND-SCC 018 9300 (EASTERN PRINCIPAL'S FUND):							
7,968.00	0.00	7,968.00	2,217.43	90.00	1,172.30	4,578.27	42.54
*****TOTAL FOR FUND-SCC 018 9301 (EASTERN ELEMENTARY BOOKFAIR/BOXTOPS FUND):							
6,762.00	0.00	6,762.00	5,430.24	0.00	4,958.80	3,627.04	153.64
*****TOTAL FOR FUND-SCC 018 9302 (EASTERN ELEMENTARY MATH):							
379.00	150.00	529.00	150.00	0.00	0.00	379.00	28.36
*****TOTAL FOR FUND-SCC 018 9303 (EASTERN RUN CLUB):							
1,350.00	0.00	1,350.00	819.85	0.00	521.83	8.32	99.39
*****TOTAL FOR FUND-SCC 018 9400 (CENTRAL PRINCIPAL'S FUND):							
4,216.00	1,398.34	5,614.34	1,113.62	485.26	2,991.72	1,509.00	73.12
*****TOTAL FOR FUND-SCC 018 9401 (CENTRAL ELEMENTARY BOOKFAIR FUND):							
2,976.00	0.00	2,976.00	160.48	160.48	4,339.52	1,524.00	151.21
*****TOTAL FOR FUND-SCC 018 9402 (CENTRAL ELEMENTARY ART):							
920.00	0.00	920.00	0.00	0.00	0.00	920.00	0.00
*****TOTAL FOR FUND-SCC 018 9500 (WESTERN PRINCIPAL'S FUND):							
3,981.00	1,310.00	5,291.00	3,919.38	808.00	1,147.50	224.12	95.76
*****TOTAL FOR FUND-SCC 018 9501 (WESTERN ELEMENTARY BOOKFAIR/BOXTOPS FUND):							
4,535.00	0.00	4,535.00	3,130.94	0.00	0.00	1,404.06	69.04
*****TOTAL FOR FUND-SCC 018 9503 (WESTERN ELEMENTARY ART):							
1,726.00	0.00	1,726.00	0.00	0.00	0.00	1,726.00	0.00

*** NOTE!! ONLY ACTIVE ACCOUNTS HAVE BEEN SELECTED, TOTALS MAY EXCLUDE AMOUNTS THAT ARE RELATED TO INACTIVE ACCOUNTS. ***

LEXINGTON LOCAL SCHOOLS
 Appropriation Account Summary
 SORTED BY FUND-ACC/ACCT

FYTD Appropriated	Prior FY Carryover Encumbrances	FYTD Expendable	FYTD Actual Expenditures	MTD Actual Expenditures	Current + Future Encumbrances	FYTD Remaining Balance	FYTD Percent Exp/Enc
*****TOTAL FOR FUND-ACC 019 9121 (CENTRAL ELEMENTARY PTO GRANTS):							
2,146.67	0.00	2,146.67	0.00	0.00	500.00	1,646.67	23.29
*****TOTAL FOR FUND-ACC 019 9122 (EASTERN ELEMENTARY PTO GRANTS):							
2,451.64	0.00	2,451.64	1,071.36	0.00	0.00	1,380.28	43.70
*****TOTAL FOR FUND-ACC 019 9123 (WESTERN ELEMENTARY PTO GRANTS):							
2,870.69	423.13	3,293.82	378.92	0.00	0.00	2,914.90	11.50
*****TOTAL FOR FUND-ACC 019 9200 (RICHLAND COUNTY FOUNDATION GRANT PLAYGROUND):							
200.00	0.00	200.00	0.00	0.00	0.00	200.00	0.00
*****TOTAL FOR FUND-ACC 019 9218 (RICH CO FOUND-WRITE STUFF STEAM KIT):							
52.93	0.00	52.93	0.00	0.00	0.00	52.93	0.00
*****TOTAL FOR FUND-ACC 019 9219 (RICH CO FOUND-CLASSROOM LIBRARY):							
549.52	0.00	549.52	549.52	0.00	0.00	0.00	100.00
*****TOTAL FOR FUND-ACC 019 9220 (RICH CO FOUND-LEGO'S AND BUILDING BLOCKS):							
915.00	0.00	915.00	859.79	0.00	0.00	55.21	93.97
*****TOTAL FOR FUND-ACC 019 9221 (RICH CO FOUND-SCIENCE DISCOVERY BINS):							
1,500.00	0.00	1,500.00	1,499.05	1,499.05	0.00	0.95	99.94
*****TOTAL FOR FUND-ACC 019 9301 (RICH CO FOUND/SECD ROBOTICS GRANT (HEIMANN)):							
31.72	0.00	31.72	0.00	0.00	0.00	31.72	0.00
*****TOTAL FOR FUND-ACC 019 9302 (RICH CO RETIRED TEACHERS ASSOC):							
150.00	0.00	150.00	0.00	0.00	0.00	150.00	0.00

*** NOTE!! ONLY ACTIVE ACCOUNTS HAVE BEEN SELECTED, TOTALS MAY EXCLUDE AMOUNTS THAT ARE RELATED TO INACTIVE ACCOUNTS. ***

LEXINGTON LOCAL SCHOOLS
 Appropriation Account Summary
 SORTED BY FUND-SCC/ACCT

FYTD Appropriated	Prior FY Carryover Encumbrances	FYTD Expendable	FYTD Actual Expenditures	NTD Actual Expenditures	Current + Future Encumbrances	FYTD Remaining Balance	FYTD Percent Exp/Enc
*****TOTAL FOR FUND-SCC 022 9601 (OHSAA TOURNAMENT AGENCY FUND):							
35,567.42	0.00	35,567.42	12,709.97	11,904.97	3,415.00	19,442.45	45.34
*****TOTAL FOR FUND-SCC 024 0000 (EMPLOYEE BENEFITS FUND FOR MEDICAL/DENTAL):							
5,358,426.00	0.00	5,358,426.00	1,958,430.16	309,885.59	19,250.00	3,360,745.84	36.91
*****TOTAL FOR FUND-SCC 200 9102 (HIGH SCHOOL DRAMA CLUB):							
16,401.00	750.00	17,151.00	1,825.96	47.96	3,025.00	12,300.04	28.28
*****TOTAL FOR FUND-SCC 200 9104 (HIGH SCHOOL LEADERSHIP COUNCIL):							
229.00	0.00	229.00	56.94	56.94	43.06	129.00	43.67
*****TOTAL FOR FUND-SCC 200 9107 (HIGH SCHOOL SPANISH CLUB):							
274.00	50.00	324.00	50.00	0.00	0.00	274.00	15.43
*****TOTAL FOR FUND-SCC 200 9109 (HIGH SCHOOL LEO CLUB):							
1,535.00	0.00	1,535.00	489.87	489.87	1,010.13	35.00	97.72
*****TOTAL FOR FUND-SCC 200 9114 (HIGH SCHOOL STUDENT COUNCIL FUND):							
1,426.00	0.00	1,426.00	1,226.97	291.63	173.03	26.00	98.18
*****TOTAL FOR FUND-SCC 200 9115 (HIGH SCHOOL KEY CLUB):							
1,026.00	0.00	1,026.00	1,573.22	1,436.22	831.58	1,378.80	234.39
*****TOTAL FOR FUND-SCC 200 9119 (HIGH SCHOOL YEARBOOK FUND):							
19,590.00	4,128.14	23,708.14	3,392.95	429.00	16,164.19	4,151.00	82.49
*****TOTAL FOR FUND-SCC 200 9121 (HIGH SCHOOL NATIONAL HONOR SOCIETY):							
2,640.00	0.00	2,640.00	1,148.00	0.00	27.00	1,465.00	44.51

*** NOTE!! ONLY ACTIVE ACCOUNTS HAVE BEEN SELECTED, TOTALS MAY EXCLUDE AMOUNTS THAT ARE RELATED TO INACTIVE ACCOUNTS. ***

LEXINGTON LOCAL SCHOOLS
 Appropriation Account Summary
 SORTED BY FUND-SCC/ACCT

FYTD Appropriated	Prior FY Carryover Encumbrances	FYTD Expendable	FYTD Actual Expenditures	NTD Actual Expenditures	Current + Future Encumbrances	FYTD Remaining Balance	FYTD Percent Exp/Enc
*****TOTAL FOR FUND-SCC 200 9204 (JUNIOR HIGH STUDENT COUNCIL FUND):							
1,139.00	180.00	1,318.00	256.64	86.64	513.36	548.00	58.42
*****TOTAL FOR FUND-SCC 200 9301 (EASTERN ELEMENTARY STUDENT ACTIVITY FUND):							
1,463.00	0.00	1,463.00	0.00	0.00	500.00	963.00	34.18
*****TOTAL FOR FUND-SCC 200 9302 (EASTERN ELEMENTARY ROBOTICS FUND):							
210.00	0.00	210.00	27.86	27.86	1,272.14	1,090.00	619.05
*****TOTAL FOR FUND-SCC 200 9612 (JUNIOR HIGH INFORMED TEENS FUND):							
1,443.00	0.00	1,443.00	0.00	0.00	0.00	1,443.00	0.00
*****TOTAL FOR FUND-SCC 300 9115 (JAZZ BAND):							
386.00	0.00	386.00	0.00	0.00	0.00	386.00	0.00
*****TOTAL FOR FUND-SCC 300 9116 (CHOIR):							
95.00	0.00	95.00	0.00	0.00	200.00	105.00	210.53
*****TOTAL FOR FUND-SCC 300 9206 (JUNIOR HIGH PHYS ED DEPARTMENT FUND):							
2,009.00	0.00	2,009.00	1,044.50	0.00	2,176.05	1,211.55	160.31
*****TOTAL FOR FUND-SCC 300 9600 (ATHLETIC FUND):							
209,900.00	0.00	209,900.00	131,621.74	23,638.19	66,103.72	12,174.54	94.20
*****TOTAL FOR FUND-SCC 300 9603 (ELEMENTARY MUSIC):							
185.00	0.00	185.00	223.48	10.00	276.52	315.00	270.27
*****TOTAL FOR FUND-SCC 451 9020 (Network Connectivity FY 2020):							
9,000.00	0.00	9,000.00	9,000.00	9,000.00	0.00	0.00	100.00

*** NOTE!! ONLY ACTIVE ACCOUNTS HAVE BEEN SELECTED, TOTALS MAY EXCLUDE AMOUNTS THAT ARE RELATED TO INACTIVE ACCOUNTS. ***

LEXINGTON LOCAL SCHOOLS
 Appropriation Account Summary
 SORTED BY FUND-SCC/ACCT

FYTD Appropriated	Prior FY Carryover Encumbrances	FYTD Expendable	FYTD Actual Expenditures	MTD Actual Expenditures	Current + Future Encumbrances	FYTD Remaining Balance	FYTD Percent Exp/Enc
*****TOTAL FOR FUND-SCC 467 0000 (STUDENT WELLNESS AND SUCCESS FUND):							
313,072.28	0.00	313,072.28	56,220.00	35,833.80	61,106.25	195,746.03	37.48
*****TOTAL FOR FUND-SCC 499 9020 (SCHOOL SAFETY GRANT FY20):							
10,607.48	0.00	10,607.48	0.00	0.00	2,709.00	7,898.48	25.54
*****TOTAL FOR FUND-SCC 516 9019 (IDEA-B SPECIAL EDUCATION FY19):							
25,177.33	13,279.90	38,457.23	38,457.23	0.00	0.00	0.00	100.00
*****TOTAL FOR FUND-SCC 516 9020 (IDEA-B SPECIAL EDUCATION FY20):							
561,119.18	0.00	561,119.18	188,576.28	58,239.80	250,229.11	122,313.79	78.20
*****TOTAL FOR FUND-SCC 572 9019 (TITLE I FY19):							
12,178.78	0.00	12,178.78	12,178.78	0.00	0.00	0.00	100.00
*****TOTAL FOR FUND-SCC 572 9020 (TITLE I FY20):							
283,610.01	0.00	283,610.01	81,937.36	23,235.21	27,310.80	174,361.85	38.52
*****TOTAL FOR FUND-SCC 587 9020 (EARLY CHILDHOOD SPECIAL EDUCATION IDEA FY20):							
28,297.53	0.00	28,297.53	7,338.71	2,922.88	13,529.90	7,428.92	73.75
*****TOTAL FOR FUND-SCC 590 9020 (TITLE II-A IMPROVING TEACHER QUALITY FY20):							
61,044.34	0.00	61,044.34	23,582.61	7,860.87	35.86	37,425.87	38.69
*****TOTAL FOR FUND-SCC 599 9020 (TITLE IV FY20):							
32,871.20	0.00	32,871.20	11,606.96	0.00	4,070.00	17,194.24	47.69
*****GRAND TOTALS:							
84,195,932.11	166,909.10	84,362,841.21	60,038,668.41	2,608,660.67	3,246,702.90	21,077,469.90	75.02

*** NOTE!! ONLY ACTIVE ACCOUNTS HAVE BEEN SELECTED, TOTALS MAY EXCLUDE AMOUNTS THAT ARE RELATED TO INACTIVE ACCOUNTS. ***