


LEXINGTON LOCAL SCHOOLS



FINANCIAL REPORT
FOR THE PERIOD ENDING
NOVEMBER 30, 2018

PREPARED BY
JASON WHITESEL, TREASURER

DATE: 12/04/2018
TIME: 09:19

LEXINGTON LOCAL SCHOOLS
CASH RECONCILIATION AS OF 11/30/2018

PAGE: 1
(USAEMSED)

	SUB-TOTALS	TOTALS
	-----	-----
Gross Depository Balances:		
RICHLAND BANK MMA 5719	\$ 3,119,262.18	
RICHLAND BANK SWEEP ACCT 3520	1,371,978.44	
RICHLAND BANK GENERAL ACCT 0580	301,392.00	
RICHLAND BANK ANTHEM SWEEP 3523	1,627,697.95	
RICHLAND BANK EE BENEFITS 3180	0.00	
RICHLAND BANK PAYROLL ACCT 9780	21,917.55	
RICHLAND BANK ATHLETIC ACCT 3280	4,870.00	

Total Depository Balances (Gross)		\$ 6,447,118.12
Adjustments to Bank Balance:		
Cash in Transit to Bank	\$ 5,859.15	
Outstanding Checks	176,861.88-	
Adjustments	951.47-	
Outstanding Vision Adjustment	-\$0.02	
Municipal Income Tax	-\$951.45	

Total Adjustments to Bank Balance		171,954.20-
Investments:		
Treasury Bonds and Notes	\$ 800,297.00	
Certificate of Deposits	4,228,000.00	
Other Securities	0.00	
Other Investments:		
Richland Bank - Money Market	121,074.95	

Total Investments		5,149,371.95
Cash on Hand:		
Petty Cash:		
TREASURER'S OFFICE	\$ 100.00	
HIGH SCHOOL	50.00	
JUNIOR HIGH SCHOOL	50.00	
EASTERN, CENTRAL, WESTERN	150.00	
Change Cash:		
ATHLETIC CHANGE	\$ 3,000.00	
CAFETERIA CHANGE	440.00	
JUNIOR HIGH SCHOOL	100.00	
Cash with Fiscal Agent	0.00	

Total Cash on Hand		3,890.00

Total Balances		\$ 11,428,425.87
		=====
Total Fund Balance		\$ 11,428,425.87
		=====
Depository Clearance Accounts:		

Total Clearance Account Balances		\$ 0.00

November 01, 2018 through November 30, 2018

Account Name : Lexington Local SD Managing Agency

Account No : 5750

Summary Of Investment Holdings

Quantity	Description			Unit Value	Market Value	Tax Cost	Estimated Ann Inc	Yield To Mkt
Money Markets - Taxable								
121,074.95	Northern Instl Government Select Portfolio			1.0000	121,074.95	121,074.95	2,409.39	1.99%
Totals					121,074.95	121,074.95	2,409.39	1.99%
Marketable CDs								
200,000	Farm Bureau Bank NV	1.100%	12/17/2018	99.9550	199,910.00	200,000.00	2,200.00	1.10%
150,000	Ally Bank Midvale UT	1.450%	02/11/2019	99.8752	149,812.80	150,000.00	2,175.00	1.45%
125,000	First Foundation Bank	2.350%	06/28/2019	99.9241	124,905.13	125,000.00	2,937.50	2.35%
200,000	Capital One Bank USA NA	1.200%	08/12/2019	99.0067	198,013.40	200,000.00	2,400.00	1.21%
100,000	First Financial NW Inc WA	1.450%	08/19/2019	99.2402	99,240.20	100,000.00	1,450.00	1.46%
200,000	Abacus Federal Svgs Bk NY	1.250%	09/17/2019	98.9457	197,891.40	200,000.00	2,500.00	1.26%
30,000	First General Bank	2.200%	01/21/2020	99.3162	29,794.86	30,000.00	660.00	2.22%
200,000	Alma Bank NY	1.300%	06/10/2020	97.5452	195,090.40	200,000.00	2,600.00	1.33%
150,000	Community Fin'l Svcs Bk KY	1.500%	08/19/2020	97.4672	146,200.80	150,000.00	2,250.00	1.54%
248,000	Wells Fargo Bank NA	2.800%	09/14/2020	99.5865	246,974.52	248,000.00	6,944.00	2.81%
200,000	Marlin Business Bank	1.850%	10/13/2020	97.7939	195,587.80	200,000.00	3,700.00	1.89%
175,000	Unison Bank	1.500%	11/25/2020	97.8927	171,312.23	175,000.00	2,625.00	1.53%
200,000	Goldman Sachs Bank USA	1.850%	02/17/2021	97.2424	194,484.80	200,000.00	3,700.00	1.90%
200,000	MB Financial Bank NA	1.400%	03/30/2021	95.4980	190,996.00	200,000.00	2,800.00	1.47%
100,000	BankVista Sartell MN	1.400%	04/06/2021	96.0096	96,009.60	100,000.00	1,400.00	1.46%
200,000	Bank of Santa Clarita CA	1.400%	04/15/2021	95.9604	191,920.80	200,000.00	2,800.00	1.46%
125,000	HSBC Bank USA NA	2.150%	07/26/2021	97.3200	121,650.00	125,000.00	2,687.50	2.21%
200,000	Stearns Bank NA	1.950%	09/29/2021	96.5247	193,049.40	200,000.00	3,900.00	2.02%
200,000	Citibank NA	3.150%	10/26/2021	99.7290	199,458.00	200,000.00	6,300.00	3.16%
200,000	Bridgewater Bank Bloom MN	1.900%	02/28/2022	95.6625	191,325.00	200,000.00	3,800.00	1.99%
200,000	Continental Bank UT	1.900%	06/22/2022	95.1079	190,215.80	200,000.00	3,800.00	2.00%
200,000	American Express Centurion	2.400%	09/12/2022	95.6594	191,318.80	200,000.00	4,800.00	2.51%
200,000	Discover Bank	2.250%	09/27/2022	95.8464	191,692.80	200,000.00	4,500.00	2.35%

November 01, 2018 through November 30, 2018

Account Name : Lexington Local SD Managing Agency

Account No : 5750

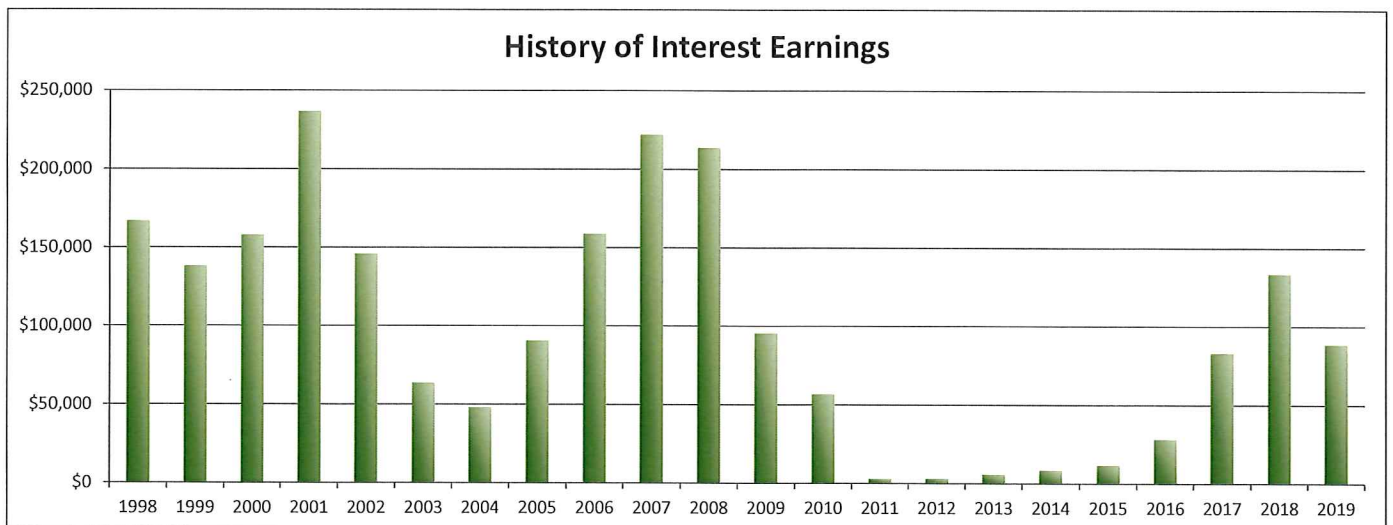
Summary Of Investment Holdings

Quantity	Description			Unit Value	Market Value	Tax Cost	Estimated Ann Inc To Mkt	Yield
200,000	Sallie Mae Bank SLC UT	2.500%	12/13/2022	96.4321	192,864.20	200,000.00	5,000.00	2.59%
25,000	State Bank of India NY	3.000%	03/06/2023	98.0975	24,524.38	25,000.00	750.00	3.06%
<i>Totals</i>					4,124,243.12	4,228,000.00	78,679.00	1.91%
<u>U.S. Govt Agy - Non-Exempt State</u>								
300,000	FHLMC	1.350%	03/29/2019	99.6219	298,865.70	300,297.00	4,050.00	1.36%
200,000	FHLMC	1.300%	10/25/2019	98.6841	197,368.20	200,000.00	2,600.00	1.32%
300,000	FNMA	1.300%	07/28/2020	97.5557	292,667.10	300,000.00	3,900.00	1.33%
<i>Totals</i>					788,901.00	800,297.00	10,550.00	1.34%
<i>Grand Total</i>					5,034,219.07	5,149,371.95	91,638.39	1.82%

LEXINGTON LOCAL SCHOOLS
INVESTMENT REPORT FOR THE MONTH ENDING
NOVEMBER 30, 2018

INTEREST EARNED:	THIS MONTH	FISCAL YEAR TO DATE
Richland Bank, General Sweep	\$1,711.12	\$10,382.11
Richland Bank, General MMA	\$5,698.43	\$34,152.21
Richland Bank, Anthem Sweep	\$2,504.79	\$10,329.55
Star Ohio	\$0.00	\$0.00
CDs, Bonds, and other investments	\$3,088.01	\$33,784.34
TOTAL INTEREST RECEIVED	\$13,002.35	\$88,648.21

History of Interest Earnings	Fiscal Year	Interest Earnings
	1998	\$ 167,057.52
	1999	\$ 138,113.69
	2000	\$ 157,991.72
	2001	\$ 236,839.79
	2002	\$ 146,052.34
	2003	\$ 63,712.36
	2004	\$ 47,970.95
	2005	\$ 90,719.94
	2006	\$ 158,724.51
	2007	\$ 221,998.86
	2008	\$ 213,660.34
	2009	\$ 95,639.63
	2010	\$ 56,860.22
	2011	\$ 3,001.78
	2012	\$ 3,090.00
	2013	\$ 5,758.97
	2014	\$ 8,349.92
	2015	\$ 11,765.22
	2016	\$ 28,300.22
	2017	\$ 83,194.26
	2018	\$ 133,582.49
FISCAL Year To Date	2019	\$88,648.21
Total Interest Earnings 1998 to Present		\$ 2,161,032.94



Fnd	Sec	Description	Beginning Balance	MTD Revenues	FYTD Revenues	MTD Expenditures	FYTD Expenditures	Current Available Balance
001	0000	GENERAL FUND	9,575,829.51	1,827,067.67	10,633,275.89	2,060,186.88	10,381,255.37	9,827,850.03
001	9412	GENERAL BUDGET RESERVE SE	87,928.97	.00	.00	.00	.00	87,928.97
002	0000	BOND RETIREMENT FUND	1,925.89	.00	.00	.00	.00	1,925.89
003	0000	PERMANENT IMPROVEMENT FUN	44,751.40	41,732.88	304,852.30	54,013.00	659,315.18	309,711.48-
006	0000	FOOD SERVICE FUND	4,848.21	72,699.27	232,353.14	69,632.76	301,121.15	63,919.80-
007	9100	LEXINGTON MINUTEMEN ACADE	14,214.53	215.14	460.01	.00	.00	14,674.54
007	9800	TERRY McCAMMON SCHOLARSHI	13,043.45	13.55	91.02	.00	.00	13,134.47
018	9100	HIGH SCHOOL PRINCIPAL'S F	1,508.57	846.49	1,998.62	75.36	1,021.99	2,485.20
018	9200	JUNIOR HIGH PRINCIPAL'S F	2,854.95	14.00	4,238.73	475.00	2,855.00	4,238.68
018	9300	EASTERN PRINCIPAL'S FUND	6,168.59	193.79	2,866.60	143.80	2,964.08	6,071.11
018	9301	EASTERN ELEMENTARY BOOKFA	10,101.57	2,894.46	2,894.46	2,886.90	3,525.93	9,470.10
018	9302	EASTERN ELEMENTARY MATH	1,604.30	.00	.00	210.00	367.78	1,236.52
018	9303	EASTERN RUN CLUB	.00	.00	206.68	.00	.00	206.68
018	9400	CENTRAL PRINCIPAL'S FUND	8,372.37	18.00	759.57	.00	349.95	8,781.99
018	9401	CENTRAL ELEMENTARY BOOKFA	2,485.22	.00	2,448.10	1,447.45	1,447.45	3,485.87
018	9402	CENTRAL ELEMENTARY ART	1,460.00	.00	.00	.00	.00	1,460.00
018	9500	WESTERN PRINCIPAL'S FUND	13,894.90	40.00	2,813.84	.00	1,963.48	14,745.26
018	9501	WESTERN ELEMENTARY BOOKFA	2,677.47	.00	3,623.12	.00	3,620.78	2,679.81
018	9503	WESTERN ELEMENTARY ART	1,432.42	.00	.00	.00	.00	1,432.42
018	9901	JUNIOR HIGH TEACHER ADVIS	109.25	.00	.00	.00	.00	109.25
019	9001	ACADEMIC BOOSTERS GRANTS	769.07	.00	.00	.00	.00	769.07
019	9121	CENTRAL ELEMENTARY PTO GR	403.65	1,014.57	1,064.75	202.78	281.58	1,186.82
019	9122	EASTERN ELEMENTARY PTO GR	376.22	1,014.56	1,064.75	.00	268.22	1,172.75
019	9123	WESTERN ELEMENTARY PTO GR	3,536.40	1,014.57	1,064.76	.00	.00	4,601.16
019	9200	RICHLAND COUNTY FOUNDATIO	200.00	.00	.00	.00	.00	200.00
019	9218	RICH CO FOUND-WRITE STUFF	.00	.00	1,172.57	.00	436.49	736.08
019	9301	RICH CO FOUND/SECO ROBOTI	600.00	.00	.00	.00	.00	600.00
022	9601	OHGAA TOURNAMENT AGENCY F	6,676.66	13,294.00	14,292.34	9,786.81	17,034.54	3,934.46
024	0000	EMPLOYEE BENEFITS FUND FO	1,511,703.50	436,863.09	2,173,386.73	323,659.49	2,060,142.30	1,624,947.93
200	9101	HIGH SCHOOL ART CLUB	93.76	.00	.00	.00	.00	93.76
200	9102	HIGH SCHOOL DRAMA CLUB	31,102.75	.00	.00	.00	4,444.78	26,657.97
200	9103	HIGH SCHOOL MATH CLUB	52.70	.00	.00	.00	.00	52.70
200	9104	HIGH SCHOOL LEADERSHIP CO	576.82	.00	.00	.00	.00	576.82
200	9105	HIGH SCHOOL FRENCH CLUB	257.37	.00	.00	.00	.00	257.37
200	9107	HIGH SCHOOL SPANISH CLUB	706.04	.00	.00	.00	20.00	686.04
200	9108	HIGH SCHOOL LED CLUB	3,216.18	17.82	308.21	90.48	394.05	3,130.34
200	9114	HIGH SCHOOL STUDENT COUNC	1,318.86	.00	649.27	61.23	234.83	1,733.30
200	9115	HIGH SCHOOL KEY CLUB	1,492.57	250.00	250.00	.00	.00	1,742.57
200	9116	HIGH SCHOOL CHESS CLUB	321.00	.00	.00	.00	.00	321.00
200	9119	HIGH SCHOOL YEARBOOK FUND	52,511.73	365.00	11,210.00	.00	19,980.78	43,740.95
200	9120	HIGH SCHOOL JOURNALISM FU	505.44	.00	.00	.00	.00	505.44
200	9121	HIGH SCHOOL NATIONAL HOND	852.23	.00	2,056.00	516.99	901.99	2,006.24
200	9201	JUNIOR HIGH ART CLUB	485.13	.00	56.20	.00	.00	541.33
200	9204	JUNIOR HIGH STUDENT COUNC	887.62	525.70	525.70	81.75	251.75	1,161.57
200	9205	JUNIOR HIGH LIBRARY CLUB	77.65	.00	.00	.00	.00	77.65
200	9301	EASTERN ELEMENTARY STUDEN	1,182.41	.00	.00	.00	.00	1,182.41

Fnd	Sec	Description	Beginning Balance	MTD Revenues	FYTD Revenues	MTD Expenditures	FYTD Expenditures	Current Available Balance
200	9302	EASTERN ELEMENTARY ROBOTI	.00	.00	435.00	.00	.00	435.00
200	9611	HIGH SCHOOL INFORMED TEEN	903.63	.00	.00	.00	.00	903.63
200	9612	JUNIOR HIGH INFORMED TEEN	424.40	7.50	7.50	.00	.00	431.90
300	9115	JAZZ BAND	2,225.81	.00	.00	.00	.00	2,225.81
300	9116	CHOIR	1,102.20	.00	.00	.00	.00	1,102.20
300	9206	JUNIOR HIGH PHYS ED DEPAR	3,089.95	250.00	1,160.00	.00	974.89	3,275.06
300	9210	JR HIGH INSTRUMENTAL	41.03	.00	.00	.00	.00	41.03
300	9600	ATHLETIC FUND	26,558.57	13,721.00	131,745.60	17,028.21	133,565.03	24,739.14
300	9601	ATHLETIC CAPITAL FUND	26,000.00	.00	13,000.00	.00	.00	39,000.00
300	9602	ORCHESTRA	63.22	.00	.00	.00	.00	63.22
300	9603	ELEMENTARY MUSIC	1,587.41	.00	.00	.00	179.84	1,407.57
300	9605	BAND	232.95	.00	.00	.00	.00	232.95
451	9019	Network Connectivity FY 2	.00	4,500.00	4,500.00	.00	.00	4,500.00
499	9018	SECONDARY TRANSITION ENHA	.00	.00	1,171.00	.00	1,171.00	.00
499	9019	SCHOOL SAFETY GRANT	.00	.00	13,136.25	.00	.00	13,136.25
516	9018	IDEA-B SPECIAL EDUCATION	45,581.14-	.00	86,225.54	.00	40,644.40	.00
516	9019	IDEA-B SPECIAL EDUCATION	.00	27,135.91	142,486.28	28,451.20	148,104.56	5,618.28-
572	9018	TITLE I FY18	16,104.31-	.00	51,049.39	.00	34,945.08	.00
572	9019	TITLE I FY19	.00	13,121.50	76,243.08	22,506.12	82,098.07	5,854.99-
587	9018	EARLY CHILDHOOD SPECIAL E	515.19-	.00	515.19	.00	.00	.00
587	9019	EARLY CHILDHOOD SPECIAL E	.00	1,316.79	3,837.99	1,344.32	3,882.75	44.76-
590	9019	TITLE II-A IMPROVING TEAC	.00	5,649.75	19,782.25	7,411.11	22,233.35	2,451.10-
599	9019	TITLE IV	.00	.00	7,711.00	.00	7,711.00	.00
Grand Total All Funds			11,415,145.86	2,465,797.01	13952,989.43	2,600,211.64	13939,709.42	11428,425.87
Total Invested Funds			.00					

DATE: 12/04/2018
TIME: 11:40:11OHIO DEPARTMENT OF EDUCATION - OFFICE OF SCHOOL MANAGEMENT ASSISTANCE
ANNUAL SPENDING PLAN (CURRENT OPERATION - GENERAL FUND ONLY - O.R.C. 5705.391)

PAGE: 1

SCHOOL DISTRICT: LEXINGTON LOCAL SCHOOLS

IRN # 049437

COUNTY: RICHLAND

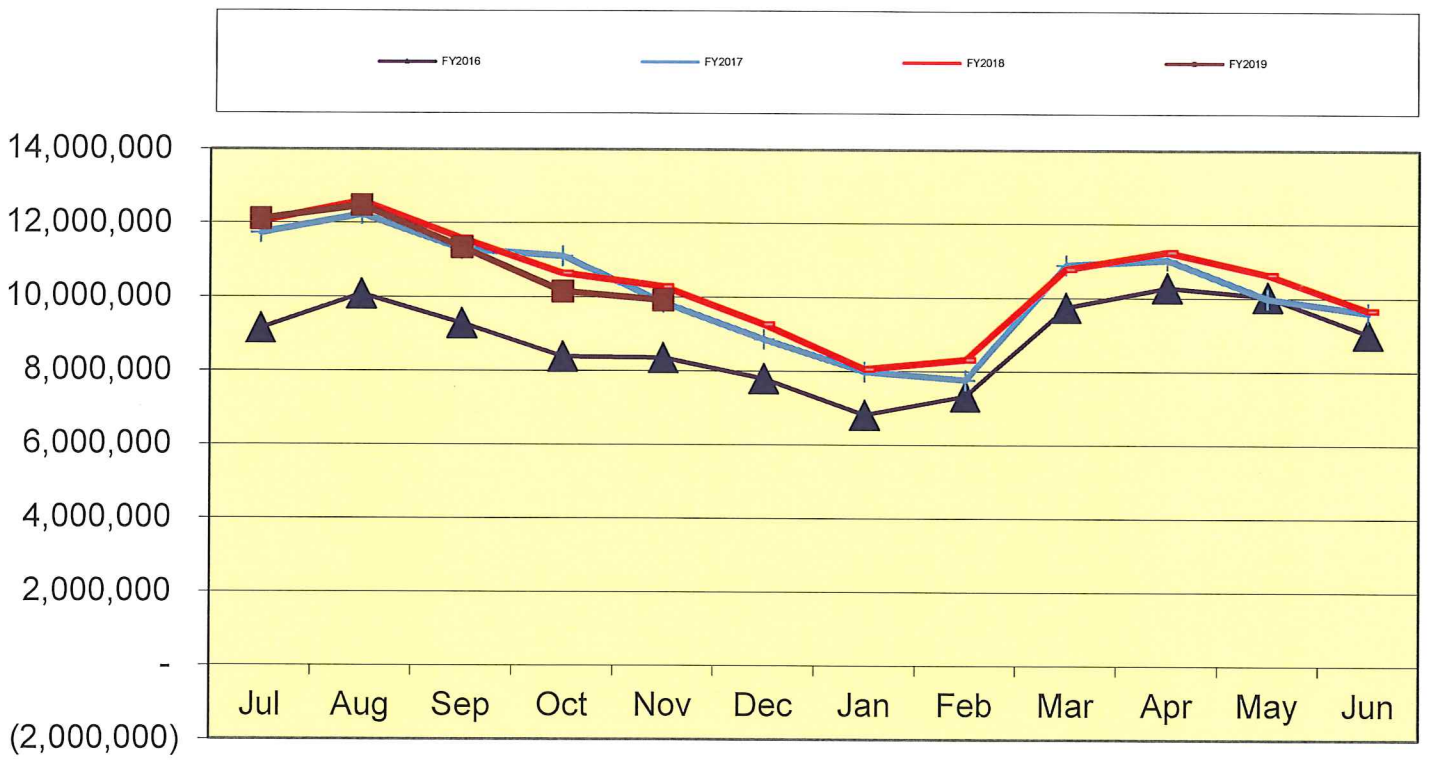
FISCAL YEAR: 2019 MONTH: 11

	MONTHLY ESTIMATE	MONTHLY ACTUAL	MONTHLY DIFFERENCE	FISCAL YTD ESTIMATE	FISCAL YTD ACTUAL	FISCAL YTD DIFFERENCE
REVENUES						
01.010 General Property (Real Estate)	0	0	0	4,789,024	4,575,454	213,570-
01.020 Tangible Personal Property Tax	0	0	0	260,000	273,751	13,751
01.030 Income Tax	0	0	0	0	0	0
01.035 Unrestricted Grants-in-Aid	865,000	877,486	12,486	4,491,582	4,522,755	31,173
01.040 Restricted Grants-in-Aid	6,200	6,029	171-	31,000	30,587	413-
01.045 Restricted Grants-in-Aid - SFSF	0	0	0	0	0	0
01.050 Property Tax Allocation	0	816,818	816,818	891,000	871,443	19,557-
01.060 All Other Operating Revenue	23,000	123,196	100,196	159,000	301,999	142,999
01.070 Total Revenue	894,200	1,823,529	929,329	10,621,606	10,575,989	45,617-
OTHER FINANCING SOURCES						
02.010 Proceeds from Sale of Notes	0	0	0	0	0	0
02.020 State Emergency Loans & Advancements (Approved)	0	0	0	0	0	0
02.040 Operating Transfers-In	0	0	0	0	0	0
02.050 Advances-In	0	0	0	0	0	0
02.060 All Other Financing Sources	0	3,539	3,539	83,000	57,288	25,712-
02.070 Total Other Financing Sources	0	3,539	3,539	83,000	57,288	25,712-
02.080 Total Revenues and Other Financing Sources	894,200	1,827,068	932,868	10,704,606	10,633,277	71,329-
EXPENDITURES						
03.010 Personal Services	1,202,000	1,146,397	55,603-	5,493,000	5,462,481	30,519-
03.020 Employees' Retirement/Insurance Benefits	540,000	534,862	5,138-	2,691,000	2,735,437	44,437
03.030 Purchased Services	383,000	312,611	70,389-	1,555,000	1,548,638	6,362-
03.040 Supplies and Materials	65,000	54,220	10,780-	461,000	476,430	15,430
03.050 Capital Outlay	10,000	9,585	415-	76,500	37,479	39,021-
03.060 Intergovernmental	0	0	0	0	0	0
04.010 Debt Service: All Principal (Historical)	0	0	0	0	0	0
04.020 Debt Service: Principal - Notes	0	0	0	0	0	0
04.030 Debt Service: Principal - State Loans	0	0	0	0	0	0
04.040 Debt Service: Principal - State Advancements	0	0	0	0	0	0
04.050 Debt Service: Principal - HB 264 Loans	0	0	0	0	0	0
04.055 Debt Service: Principal - Other	0	0	0	0	0	0
04.060 Debt Service: Interest and Fiscal Charges	0	0	0	0	0	0
04.300 Other Objects	3,000	2,513	487-	128,500	120,789	7,711-
04.500 Total Expenditures	2,203,000	2,060,188	142,812-	10,405,000	10,381,254	23,746-
OTHER FINANCING USES						
05.010 Operating Transfers - Out	0	0	0	0	0	0
05.020 Advances - Out	0	0	0	0	0	0
05.030 All Other Financing Uses	0	0	0	0	0	0
05.040 Total Other Financing Uses	0	0	0	0	0	0
05.050 Total Expenditure and Other Financing Uses	2,203,000	2,060,188	142,812-	10,405,000	10,381,254	23,746-
06.010 Excess Rev & Oth Financing Sources over (under) Exp &	1,308,800-	233,120-	1,075,680	299,606	252,023	47,583-
07.010 Beginning Cash Balance	11,272,164	10,148,901	1,123,263-	9,663,758	9,663,758	0
07.020 Ending Cash Balance	9,963,364	9,915,781	47,583-	9,963,364	9,915,781	47,583-
08.010 Outstanding Encumbrances	1,800,000	1,752,698	47,302-	1,800,000	1,752,698	47,302-

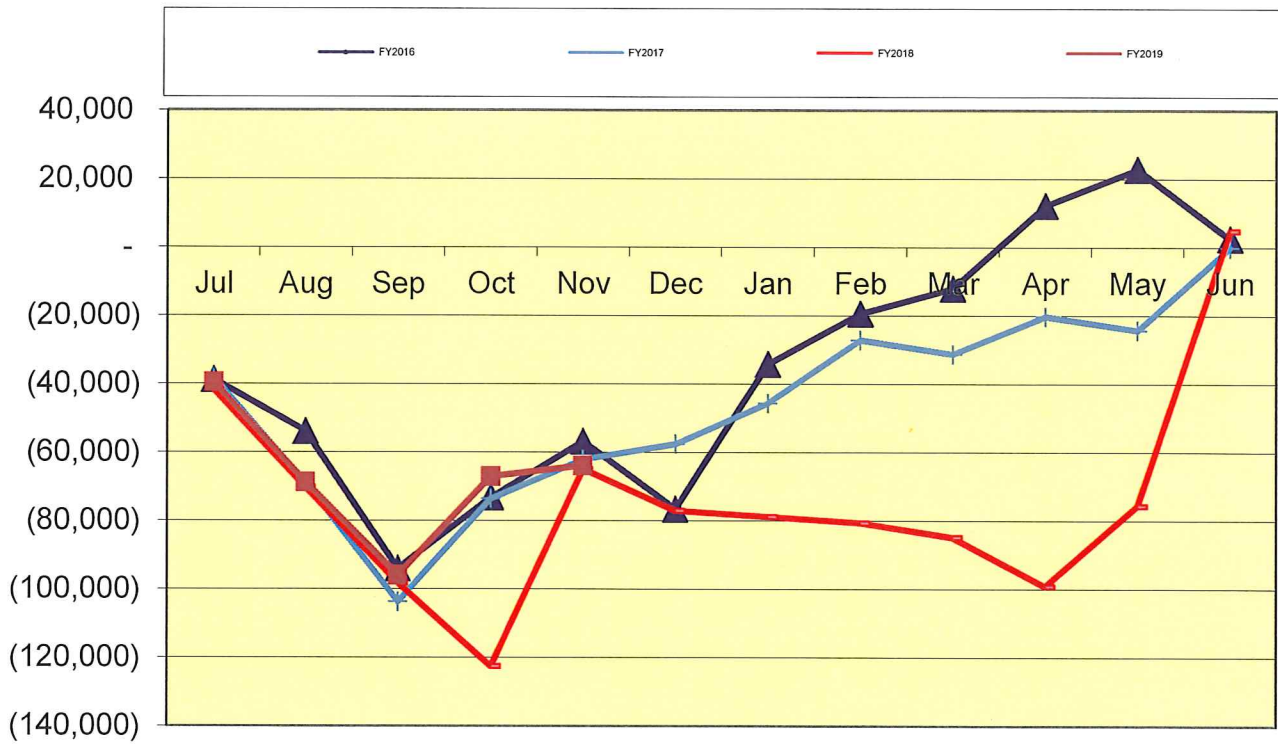
**LEXINGTON LOCAL SCHOOL DISTRICT
GENERAL FUND ONLY 2018-19
SUMMARY OF RECEIPTS AND EXPENDITURES - FIVE YEAR FORECAST FORMAT**

LINE	11/30/2018	FISCAL YEAR TO DATE Estimate	FISCAL YEAR TO DATE Actual	VARIANCE Estimate vs. Actual	PERCENT of VARIANCE
LINE 7.010	BEGINNING CASH BALANCE		\$ 9,663,758		
REVENUES					
LINE 1.010	Real Estate Tax	\$ 4,789,024	\$ 4,575,454	(\$213,570)	-4.46%
LINE 1.020	Personal Property Tax	\$ 260,000	\$ 273,751	\$13,751	5.29%
LINE 1.030	Income Tax	\$ -	\$ -	\$0	
LINE 1.035	State Funding	\$ 4,491,582	\$ 4,522,755	\$31,173	0.69%
LINE 1.040	Career Tech / Economic Disadv.	\$ 31,000	\$ 30,587	(\$413)	-1.33%
LINE 1.050	Property Tax Allocation	\$ 891,000	\$ 871,443	(\$19,557)	-2.19%
LINE 1.060	Other Operating Revenue	\$ 159,000	\$ 301,999	\$142,999	89.94%
LINE 1.070	TOTAL REVENUE	\$ 10,621,606	\$ 10,575,989	(\$45,617)	-0.43%
EXPENSES					
LINE 2.01	Proceeds from Notes	\$ -	\$ -	\$0	
LINE 2.04	Transfers In	\$ -	\$ -	\$0	
LINE 2.050	Advances In	\$ -	\$ -	\$0	#DIV/0!
LINE 2.060	Other Financing Sources	\$ 83,000	\$ 57,288	(\$25,712)	-30.98%
LINE 2.070	TOTAL OTHER SOURCES	\$ 83,000	\$ 57,288	(\$25,712)	-30.98%
LINE 2.080	TOTAL REVENUES & Sources	\$ 10,704,606	\$ 10,633,277	(\$71,329)	-0.67%
EXPENSES					
LINE 3.010	Salaries	\$ 5,493,000	\$ 5,462,481	\$30,519	0.56%
LINE 3.020	Retirement and Benefits	\$ 2,691,000	\$ 2,735,437	(\$44,437)	-1.65%
LINE 3.030	Purchased Services	\$ 1,555,000	\$ 1,548,638	\$6,362	0.41%
LINE 3.040	Supplies and Materials	\$ 461,000	\$ 476,430	(\$15,430)	-3.35%
LINE 3.050	Capital Outlay and Equipment	\$ 76,500	\$ 37,479	\$39,021	51.01%
LINE 3.06	INTERGOVERNMENTAL	\$ -	\$ -	\$0	
LINE 4.020	DEBT SERVICE - Notes	\$ -	\$ -	\$0	
LINE 4.060	DEBT SERVICE - Interest charges	\$ -	\$ -	\$0	
LINE 4.300	Other Objects	\$ 128,500	\$ 120,789	\$7,711	6.00%
LINE 4.500	TOTAL EXPENDITURES	\$ 10,405,000	\$ 10,381,254	\$23,746	0.23%
LINE 5.00	TRANSFERS OUT	\$ -	\$ -	\$0	
LINE 5.02	ADVANCES OUT	\$ -	\$ -	\$0	
LINE 5.03	ALL OTHER USES	\$ -	\$ -	\$0	
LINE 5.040	TOTAL OTHER USES	\$ -	\$ -	\$0	
LINE 5.050	TOTAL EXPENDITURES & USES	\$ 10,405,000	\$ 10,381,254	\$23,746	0.23%
		Estimate	Actual	Variance	
LINE 6.010	REVENUES OVER EXPENSES	\$ 299,606	\$ 252,023	(\$47,583)	
LINE 7.020	ENDING CASH BALANCE	\$ 9,963,364	\$ 9,915,781	(\$47,583)	
	Less Reserves	\$ (87,929)	\$ (87,929)	\$ -	
LINE 8.010	Less Outstanding Encumbrances	\$ (1,800,000)	\$ (1,752,698)	\$ 47,302	-2.63%
LINE 15.010	Unreserved Fund Balance	\$ 8,075,435	\$ 8,075,154	(\$281)	0.00%
	Salaries/Benefits as % of Revenue	Estimate 77.1%	Actual 77.5%	Benchmark Yr. End 80.1% or below	
	True Days Cash - Calendar Days on which can operate	119	119	90 or above optimal	

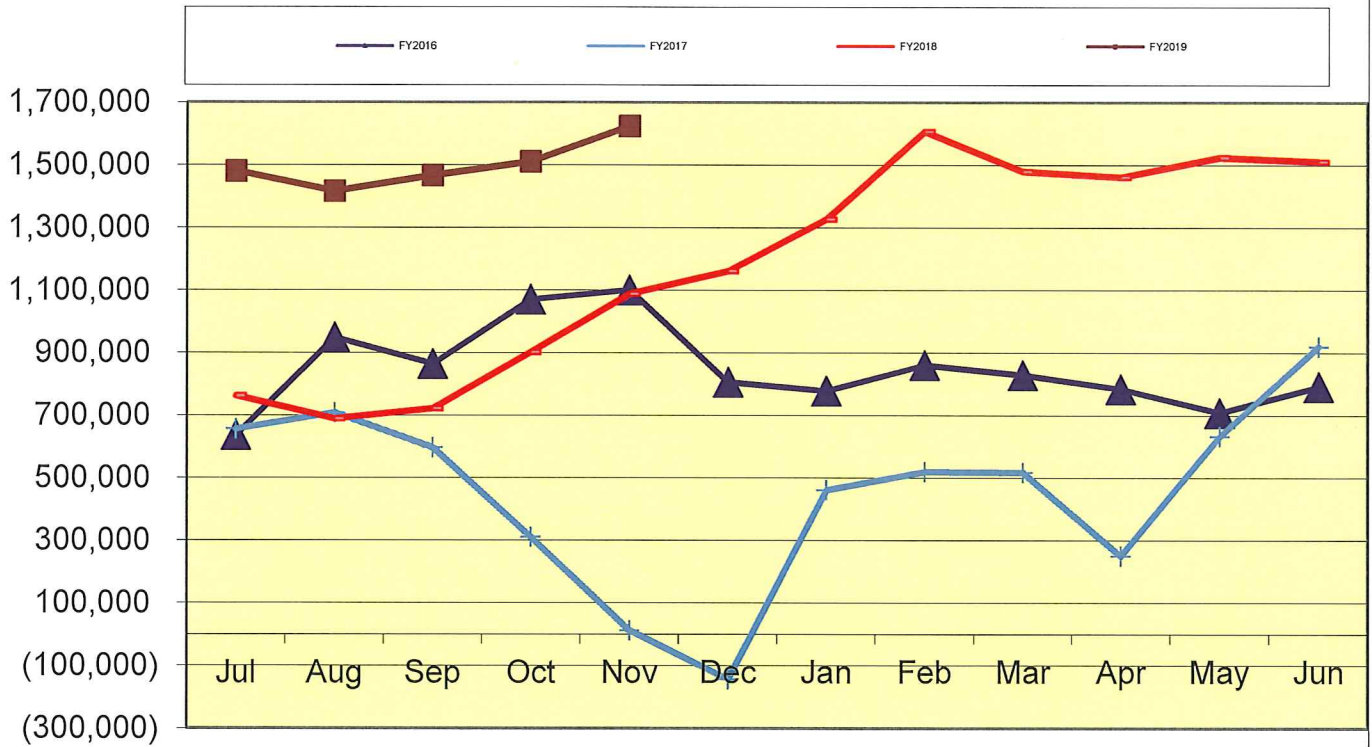
Lexington Local Schools General Fund Cash Balance



Lexington Local Schools Food Service Fund Cash Balance



Lexington Local Schools Employee Benefits Fund Cash Balance



Lexington Local Schools

Permanent Improvement Fund
11/30/2018

	Budgeted Amount	Actual Fiscal Year Expended	Current Encumbrances	Expenses / Encumbrances Over/Under Estimate	Remaining Estimated PI Project Costs
Instruction and Administration					
Instrumental Music Equipment	\$ 5,129.19	\$ 4,655.08	\$ 306.00	\$168.11	\$168.11
Western Reading Materials/Furniture	\$ 32,317.64	\$ 32,860.82	\$ 216.78	(\$759.96)	\$0.00
Central Reading Materials/Furniture	\$ 15,019.87	\$ 14,157.13	\$ 127.13	\$735.61	\$735.61
Central Music Equipment	\$ 933.55	\$ 1,098.28	\$ -	(\$164.73)	\$0.00
Western/Eastern Music Equipment	\$ 626.98	\$ 626.98	\$ -	\$0.00	\$0.00
3 Portable AED Units	\$ 4,647.21	\$ 4,361.41	\$ -	\$285.80	\$0.00
Eastern Reading Books/Materials	\$ 10,240.54	\$ 1,868.80	\$ 8,370.13	\$1.61	\$0.00
Central Adjustable Desk Lift	\$ 425.44	\$ 369.95	\$ -	\$55.49	\$0.00
Western Guidance Table / Stools	\$ 895.82	\$ 870.04	\$ -	\$25.78	\$0.00
JH Office Chairs	\$ 437.75	\$ 422.50	\$ -	\$15.25	\$0.00
JH PE Equipment	\$ 679.67	\$ -	\$ -	\$679.67	\$679.67
Security Office Equipment	\$ 1,308.82	\$ 1,365.10	\$ -	(\$56.28)	\$0.00
Central Reading Materials	\$ 3,000.00	\$ -	\$ -	\$3,000.00	\$3,000.00
Western Storage Cabinet	\$ 69.95	\$ -	\$ -	\$69.95	\$69.95
Western Music Room Chairs	\$ 1,264.44	\$ -	\$ -	\$1,264.44	\$1,264.44
Central Room Divider	\$ 500.88	\$ 500.88	\$ -	\$0.00	\$0.00
School Health Refrigerator	\$ 205.15	\$ 206.45	\$ -	(\$1.30)	\$0.00
Maintenance					
HS Roof Project	\$ 26,553.00	\$ 26,553.00	\$ -	\$0.00	\$0.00
JH Roof Project	\$ 13,684.00	\$ 13,684.00	\$ -	\$0.00	\$0.00
JH Roof Project (FY18 Carryover)	\$ 6,553.00	\$ 6,553.00	\$ -	\$0.00	\$0.00
Eastern Concrete Curb/Walkway	\$ 13,300.00	\$ 13,340.00	\$ -	(\$40.00)	\$0.00
JH Chair Lift	\$ 20,000.00	\$ 16,950.00	\$ -	\$3,050.00	\$3,050.00
HS New Security Recording System	\$ 9,000.00	\$ 9,000.00	\$ -	\$0.00	\$0.00
Window Film Security	\$ 25,866.25	\$ 26,809.26	\$ -	(\$943.01)	\$0.00
Camera/Monitor Upgrades (Elementaries/JH)	\$ 33,259.69	\$ 33,260.03	\$ -	(\$0.34)	\$0.00
Bollards (Approx. 40)	\$ 24,700.00	\$ 24,700.00	\$ -	\$0.00	\$0.00
HS Parking Lot Trench Asphaltting	\$ 12,970.00	\$ -	\$ 14,015.00	(\$1,045.00)	\$0.00
Security Fencing Western/Eastern	\$ 8,908.00	\$ 8,900.00	\$ -	\$8.00	\$0.00
Transportation					
New buses	\$ 184,196.00	\$ 184,196.00	\$ -	\$0.00	\$0.00
Technology					
Computers, servers, tech equip., etc.	\$ 198,000.00	\$ 198,642.45	\$ 2,810.00	(\$3,452.45)	\$0.00
Food Service					
Food Service Equipment	\$ 751.85	\$ 748.96	\$ -	\$2.89	\$0.00
Athletics and Student Activities					
HS Athletics Equipment	\$ 22,900.00	\$ 22,442.50	\$ -	\$457.50	\$457.50
Visitor Side FB Stadium Drainage System	\$ 3,780.00	\$ 3,780.00	\$ -	\$0.00	\$0.00
Portable AED Unit	\$ 1,549.07	\$ 1,406.17	\$ -	\$142.90	\$0.00
Fees					
Tax Collection Fees	\$ 14,500.00	\$ 4,986.39	\$ -	\$9,513.61	\$9,513.61
Totals					
	\$ 698,173.76	\$ 659,315.18	\$ 25,845.04	\$13,013.54	\$18,938.89
Total Budgeted	\$ 698,173.76				
Actual Cash Balance 7/1/18	\$ 44,751.40				
Revenues FY19 - Taxes from levy	\$ 304,852.30				
Expenditures FY19	\$ (659,315.18)				
Current Cash Balance	(\$309,711.48)				
Current Encumbrances	\$ (25,845.04)				
Available Balance	(\$335,556.52)				
Remaining Estimated Revenues FY19 - Taxes from levy	\$ 395,147.70				
Less: Remaining Estimated PI Project Costs	(\$18,938.89)				
6/30/19 Estimated Carryover	\$ 40,652.29				

Lexington Local Schools

Food Service Fund 2018-19 vs. 2017-2018 vs. 2016-2017

							Beginning Balance 7/1/18	\$ 4,848
2018-2019 Through 11/30/18								
<i>Revenues</i>	District-Wide	High School	Junior High	Eastern	Central	Western		Total
Student Type A, Ezpay, Misc	\$ -	\$ 38,122	\$ 18,169	\$ 18,287	\$ 16,163	\$ 14,349	\$	105,090
Student Break, Milk & A La Carte	\$ -	\$ 19,410	\$ 5,410	\$ 3,820	\$ 2,192	\$ 2,437	\$	33,269
Adult & Misc revenues	\$ 4,927	\$ 1,698	\$ 431	\$ 1,070	\$ 996	\$ 762	\$	9,884
State Reimb	\$ -	\$ -	\$ -	\$ -	\$ -	\$ -	\$	-
Federal Reimb	\$ -	\$ 19,059	\$ 13,465	\$ 23,410	\$ 14,957	\$ 13,219	\$	84,110
Transfer In	\$ -	\$ -	\$ -	\$ -	\$ -	\$ -	\$	-
Total Revenues	\$ 4,927	\$ 78,289	\$ 37,475	\$ 46,587	\$ 34,308	\$ 30,767	\$	232,353
<i>Expenses</i>								
Wages	\$ 20,121	\$ 47,523	\$ 23,086	\$ 15,602	\$ 13,814	\$ 14,511	\$	134,657
Severance	\$ -	\$ -	\$ -	\$ -	\$ -	\$ -	\$	-
Retirement	\$ 4,829	\$ 9,758	\$ 4,909	\$ 5,732	\$ 3,482	\$ 3,060	\$	31,770
Medical	\$ 11,956	\$ 20,932	\$ 10,515	\$ 14,409	\$ 3,311	\$ -	\$	61,123
Life, Dent, MC, WC	\$ 556	\$ 1,520	\$ 921	\$ 605	\$ 421	\$ 192	\$	4,215
Purch Serv, Repairs, Phone, Post	\$ 2,030	\$ 839	\$ 709	\$ 472	\$ 472	\$ 472	\$	4,994
Supplies	\$ 2,258	\$ 21,573	\$ 12,326	\$ 17,207	\$ 5,493	\$ 5,505	\$	64,362
Food Costs	\$ -	\$ -	\$ -	\$ -	\$ -	\$ -	\$	-
Equipment	\$ -	\$ -	\$ -	\$ -	\$ -	\$ -	\$	-
Other Costs	\$ -	\$ -	\$ -	\$ -	\$ -	\$ -	\$	-
Total Expenses	\$ 41,750	\$ 102,145	\$ 52,466	\$ 54,027	\$ 26,993	\$ 23,740	\$	301,121
Net Gain (Loss)	\$ (36,823)	\$ (23,856)	\$ (14,991)	\$ (7,440)	\$ 7,315	\$ 7,027	\$	(68,768)
							Ending Cash Balance 11/30/18	\$ (63,920)

							Beginning Balance 7/1/17	\$ 13
2017-2018 Through 11/30/17								
<i>Revenues</i>	District-Wide	High School	Junior High	Eastern	Central	Western		Total
Student Type A, Ezpay, Misc	\$ -	\$ 40,331	\$ 15,929	\$ 19,465	\$ 14,731	\$ 12,607	\$	103,063
Student Break, Milk & A La Carte	\$ -	\$ 21,621	\$ 4,865	\$ 4,715	\$ 1,690	\$ 2,643	\$	35,534
Adult & Misc revenues	\$ 4,441	\$ 1,143	\$ 543	\$ 1,141	\$ 941	\$ 865	\$	9,074
State Reimb	\$ -	\$ -	\$ -	\$ -	\$ -	\$ -	\$	-
Federal Reimb	\$ -	\$ 20,063	\$ 13,173	\$ 23,133	\$ 16,476	\$ 11,264	\$	84,109
Transfer In	\$ -	\$ -	\$ -	\$ -	\$ -	\$ -	\$	-
Total Revenues	\$ 4,441	\$ 83,158	\$ 34,510	\$ 48,454	\$ 33,838	\$ 27,379	\$	231,780
<i>Expenses</i>								
Wages	\$ 19,838	\$ 48,016	\$ 21,495	\$ 14,957	\$ 14,577	\$ 14,136	\$	133,019
Severance	\$ -	\$ -	\$ -	\$ -	\$ -	\$ -	\$	-
Retirement	\$ 4,750	\$ 12,050	\$ 4,106	\$ 4,527	\$ 4,696	\$ 3,236	\$	33,365
Medical	\$ 11,071	\$ 20,013	\$ 9,737	\$ 13,342	\$ 3,066	\$ -	\$	57,229
Life, Dent, MC, WC	\$ 533	\$ 1,367	\$ 855	\$ 566	\$ 418	\$ 191	\$	3,930
Purch Serv, Repairs, Phone, Post	\$ 763	\$ 208	\$ 208	\$ 636	\$ 208	\$ 208	\$	2,231
Supplies	\$ 3,152	\$ -	\$ -	\$ -	\$ -	\$ -	\$	3,152
Food Costs	\$ -	\$ 25,854	\$ 9,696	\$ 18,052	\$ 5,186	\$ 4,908	\$	63,696
Equipment	\$ -	\$ -	\$ -	\$ -	\$ -	\$ -	\$	-
Other Costs	\$ -	\$ -	\$ -	\$ -	\$ -	\$ -	\$	-
Total Expenses	\$ 40,107	\$ 107,508	\$ 46,097	\$ 52,080	\$ 28,151	\$ 22,679	\$	296,622
Net Gain (Loss)	\$ (35,666)	\$ (24,350)	\$ (11,587)	\$ (3,626)	\$ 5,687	\$ 4,700	\$	(64,829)
							Ending Cash Balance 11/30/17	\$ (64,829)

							Beginning Balance 7/1/16	\$ 2,553
2016-2017 Through 11/30/16								
<i>Revenues</i>	District-Wide	High School	Junior High	Eastern	Central	Western		Total
Student Type A, Ezpay, Misc	\$ -	\$ 41,261	\$ 17,563	\$ 17,800	\$ 14,726	\$ 13,236	\$	104,586
Student Break, Milk & A La Carte	\$ -	\$ 24,219	\$ 6,538	\$ 3,685	\$ 2,380	\$ 2,047	\$	38,869
Adult & Misc revenues	\$ 8,076	\$ 1,970	\$ 561	\$ 1,248	\$ 1,129	\$ 766	\$	13,750
State Reimb	\$ -	\$ -	\$ -	\$ -	\$ -	\$ -	\$	-
Federal Reimb	\$ -	\$ 20,100	\$ 14,630	\$ 22,123	\$ 17,521	\$ 12,065	\$	86,439
Total Revenues	\$ 8,076	\$ 87,550	\$ 39,292	\$ 44,856	\$ 35,756	\$ 28,114	\$	243,644
<i>Expenses</i>								
Wages	\$ 19,526	\$ 48,150	\$ 23,992	\$ 15,957	\$ 13,628	\$ 13,452	\$	134,705
Severance	\$ -	\$ -	\$ -	\$ -	\$ -	\$ -	\$	-
Retirement	\$ 4,654	\$ 13,390	\$ 4,437	\$ 6,071	\$ 3,259	\$ 2,469	\$	34,280
Medical	\$ 9,713	\$ 17,559	\$ 12,445	\$ 11,706	\$ -	\$ -	\$	51,423
Life, Dent, MC, WC	\$ 528	\$ 1,390	\$ 857	\$ 570	\$ 220	\$ 185	\$	3,750
Purch Serv, Repairs, Phone, Post	\$ 1,142	\$ 6,039	\$ 1,148	\$ 538	\$ 812	\$ 538	\$	10,217
Supplies	\$ 3,644	\$ -	\$ -	\$ -	\$ -	\$ -	\$	3,644
Food Costs	\$ -	\$ 29,381	\$ 10,008	\$ 19,025	\$ 5,779	\$ 6,076	\$	70,269
Equipment	\$ -	\$ -	\$ -	\$ -	\$ -	\$ -	\$	-
Other Costs	\$ -	\$ -	\$ -	\$ -	\$ -	\$ -	\$	-
Total Expenses	\$ 39,207	\$ 115,909	\$ 52,887	\$ 53,867	\$ 23,698	\$ 22,720	\$	308,288
Net Gain (Loss)	\$ (31,131)	\$ (28,359)	\$ (13,595)	\$ (9,011)	\$ 12,058	\$ 5,394	\$	(64,644)
							Ending Cash Balance 11/30/16	\$ (62,091)

Check#	Check Date	Org Sta	Vendor Paid	Check Amount	Status Date
083894	11/02/2018	B/R	TIFFIN COLUMBIAN HIGH SCHOOL	1,760.00	11/06/2018
083895	11/05/2018	W/R	ADVANCED TURF SOLUTIONS	165.00	11/14/2018
083896	11/05/2018	W/R	LITTLE, ANDY J	125.00	11/30/2018
083897	11/05/2018	W/R	AWARDSMITH	471.25	11/16/2018
083898	11/05/2018	W/R	BUCKEYE CENTRAL H.S.	100.00	11/14/2018
083899	11/05/2018	W/R	NEUENSCHWANDER, C. (BRETT)	125.00	11/13/2018
083900	11/05/2018	W/R	CARDINAL RENTAL & SALES, LTD	27.95	11/19/2018
083901	11/05/2018	W/R	CDW-G	529.65	11/13/2018
083902	11/05/2018	W/R	CENTRAL OHIO MAT COMPANY	1,577.00	11/13/2018
083903	11/05/2018	W/R	MARTIN, CHRISTINA D	125.00	11/21/2018
083904	11/05/2018	W/W	COWLES, CINDY	934.92	
083905	11/05/2018	W/R	COLE DISTRIBUTING	20,779.94	11/14/2018
083906	11/05/2018	W/W	WEIKLE, CONNIE	58.90	
083907	11/05/2018	W/R	STALLARD, DEBRA	102.73	11/13/2018
083908	11/05/2018	W/R	SPELLING OUT DYSLEXIA	600.00	11/20/2018
083909	11/05/2018	W/R	FAMOUS ENTERPRISES, INC.	5.85	11/13/2018
083910	11/05/2018	W/R	GARDINER SERVICE CO LLC	2,000.00	11/14/2018
083911	11/05/2018	W/R	FEUCHT, STEVEN G	125.00	11/19/2018
083912	11/05/2018	W/R	GRAINGER	542.41	11/13/2018
083913	11/05/2018	W/R	HEALTHCARE BILLING SERVICES	160.34	11/13/2018
083914	11/05/2018	W/R	HILTON COLUMBUS EASTON	486.00	11/13/2018
083915	11/05/2018	W/W	J & B ACCOUSTICAL	453.15	
083916	11/05/2018	W/R	K B Z ELECTRIC INC.	2,229.00	11/15/2018
083917	11/05/2018	W/R	KAHL'S TELECOMMUNICATIONS	835.22	11/13/2018
083918	11/05/2018	W/R	DURYEA, KAYLA	146.24	11/07/2018
083919	11/05/2018	W/R	LESCH BATTERY & POWER	46.76	11/14/2018
083920	11/05/2018	W/R	FRAZIER, LINDA	125.00	11/20/2018
083921	11/05/2018	W/R	SHERMAN, LYNN-NON 1099	120.02	11/07/2018
083922	11/05/2018	W/R	MENARDS	1,035.83	11/26/2018
083923	11/05/2018	W/R	DAVIS, MICHAEL J	125.00	11/15/2018
083924	11/05/2018	W/R	MID-OHIO ED. SERVICE CENTER	126.80	11/14/2018
083925	11/05/2018	W/R	MVD SPORTS	435.50	11/14/2018
083926	11/05/2018	W/W	MyPro Apparel, LLC	510.00	
083927	11/05/2018	W/R	ACORN DISTRIBUTORS, INC.	474.84	11/13/2018
083928	11/05/2018	W/R	NORTH CENTRAL OHIO ESC	1,200.00	11/14/2018
083929	11/05/2018	W/R	NOVA LUNA EDUC & CONSULTING	972.00	11/13/2018
083930	11/05/2018	W/W	NWDAB	274.00	
083931	11/05/2018	W/R	OAGC CONFERENCE	920.00	11/14/2018
083932	11/05/2018	W/W	OHIO HIGH SCHOOL ATH. ASSOC.	60.00	
083933	11/05/2018	W/R	OMEA	1,215.00	11/15/2018
083934	11/05/2018	W/R	SCOTT, PATTY	125.00	11/26/2018
083935	11/05/2018	W/R	QUESTIONS UNLIMITED	60.00	11/15/2018
083936	11/05/2018	W/R	REALLY GOOD STUFF	126.70	11/15/2018
083937	11/05/2018	W/R	BIGLEY, REBECCA	440.00	11/14/2018
083938	11/05/2018	W/W	SMITH, REBECCA	125.00	
083939	11/05/2018	W/R	RENHILL GROUP, INC.	13,741.10	11/14/2018
083940	11/05/2018	W/R	ARNETT, SANDRA	125.00	11/13/2018
083941	11/05/2018	W/R	DeLUCA, SANDRA	16.00	11/13/2018
083942	11/05/2018	W/R	SCHMIDT SECURITY	111.00	11/14/2018
083943	11/05/2018	W/R	SCHOOL SPECIALTY INC.	478.46	11/13/2018
083944	11/05/2018	W/R	SHARE CORPORATION	386.90	11/15/2018
083945	11/05/2018	W/R	HOLLOWAY, SHEILA	300.00	11/20/2018

Check#	Check Date	Org Sta	Vendor Paid	Check Amount	Status Date
083946	11/05/2018	W/R	SHERWIN-WILLIAMS	284.98	11/15/2018
083947	11/05/2018	W/R	LEHNHART, SHERYL	125.00	11/09/2018
083948	11/05/2018	W/R	SIESEL DISTRIBUTING, LLC	1,940.92	11/14/2018
083949	11/05/2018	W/R	STANTON SHEET MUSIC	102.35	11/14/2018
083950	11/05/2018	W/R	TEACHER SYNERGY LLC	52.98	11/15/2018
083951	11/05/2018	W/R	HAESEKER, TERRI	115.07	11/14/2018
083952	11/05/2018	W/R	TREASURER, STATE OF OHIO	12,041.70	11/21/2018
083953	11/05/2018	W/R	WEAVER, TROY J	250.00	11/15/2018
083954	11/05/2018	W/R	STIMA, VICKIE	34.16	11/07/2018
083955	11/05/2018	W/R	WOLFF BROS. SUPPLY, INC.	250.74	11/14/2018
083956	11/06/2018	W/R	AMAZON.COM/ AMEX	9,134.22	11/13/2018
083957	11/06/2018	W/R	AMERICAN EXPRESS	1,635.52	11/13/2018
083958	11/07/2018	W/R	CLEARWATER SYSTEMS	123.81	11/15/2018
083959	11/08/2018	W/R	ASHLAND UNIVERSITY	500.00	11/29/2018
083960	11/08/2018	W/R	BUFFINGTON, ASHLEY	2,145.00	11/13/2018
083961	11/08/2018	W/R	MORGANSTERN, BEN	1,628.00	11/14/2018
083962	11/08/2018	W/R	BRIDGEWAY ACADEMY	5,252.00	11/15/2018
083963	11/08/2018	W/W	BW EXECUTIVE SUITES COLUMBUS	1,209.89	
083964	11/08/2018	W/R	CHARLES RITTER CO.	69.96	11/19/2018
083965	11/08/2018	W/R	CULLIGAN QUALITY WATER	37.00	11/20/2018
083966	11/08/2018	W/R	FORGET-ME-NOT FLOWER SHOP, INC.	68.00	11/13/2018
083967	11/08/2018	W/R	HAYES, JAMES	776.28	11/19/2018
083968	11/08/2018	W/R	ROBERTS, JOE	60.64	11/09/2018
083969	11/08/2018	W/R	JAENKE, JULIE	1,213.70	11/14/2018
083970	11/08/2018	W/R	KELLYCO, INC	38.00	11/19/2018
083971	11/08/2018	W/R	ALEXANDER, KRISTA	360.00	11/16/2018
083972	11/08/2018	W/R	LEXINGTON LOCAL SCHOOLS	712.50	11/13/2018
083973	11/08/2018	W/R	MID-OHIO ED. SERVICE CENTER	500.00	11/19/2018
083974	11/08/2018	W/R	MINUTEMAN PRESS	2,747.00	11/15/2018
083975	11/08/2018	W/R	OCLRE	55.00	11/19/2018
083976	11/08/2018	W/R	QUENCH	39.14	11/14/2018
083977	11/08/2018	W/R	RC THERAPY SERVICES, INC.	10,039.50	11/15/2018
083978	11/08/2018	W/W	RESOURCES FOR EDUCATORS, INC.	239.00	
083979	11/08/2018	W/R	SCHOOL HEALTH CORP.	206.45	11/13/2018
083980	11/08/2018	W/R	SCHOOL SPECIALTY INC.	15.79	11/13/2018
083981	11/08/2018	W/R	HOLLOWAY, SHEILA	300.00	11/20/2018
083982	11/08/2018	W/R	STAGE ACCENTS	763.98	11/21/2018
083983	11/08/2018	W/R	STANTON SHEET MUSIC	121.59	11/16/2018
083984	11/08/2018	W/R	THERAPRO, INC.	51.45	11/15/2018
083985	11/08/2018	W/R	OHIO BUREAU OF CRIMINAL IDENT.	300.00	11/20/2018
083986	11/08/2018	W/R	WASHINGTON AUTO PARTS	1,072.83	11/19/2018
083987	11/09/2018	W/W	MENARDS	99.44	
083988	11/09/2018	B/R	WILLARD CITY SCHOOLS	2,232.00	11/14/2018
083989	11/12/2018	W/R	NICKLES BAKERY	1,113.04	11/20/2018
083990	11/12/2018	W/R	BADERTSCHER, AMANDA	135.00	11/21/2018
083991	11/12/2018	W/R	CHARLES RITTER CO.	1,249.00	11/19/2018
083992	11/12/2018	W/R	FEUCHT, STEVEN G	100.00	11/27/2018
083993	11/12/2018	W/W	IDEAS UNLIMITED SEMINARS, LLC	229.00	
083994	11/12/2018	W/R	VANHOUTEN, JON	125.00	11/20/2018
083995	11/12/2018	W/W	RIGGLEMAN, RYAN	125.00	
083996	11/12/2018	W/R	SCHOOL SPECIALTY INC.	633.01	11/19/2018
083997	11/12/2018	W/R	SPORTS ADDIX	763.81	11/20/2018

Check#	Check Date	Org Sta	Vendor Paid	Check Amount	Status Date
083998	11/12/2018	W/W	SPYDER SIGNS AND GRAPHICS	485.00	
083999	11/12/2018	W/R	TEAM SPORTS, INC	325.00	11/20/2018
084000	11/12/2018	W/R	WEAVER, TROY J	250.00	11/19/2018
084001	11/12/2018	W/R	TRUCK SALES & SERVICE, INC.	1,145.03	11/19/2018
084002	11/14/2018	W/R	BAKER VEHICLE SYSTEMS, INC.	30.86	11/20/2018
084003	11/14/2018	W/R	SIRINGER, BRITTANY	8.00	11/19/2018
084004	11/14/2018	W/R	ACCESSIBILITY SOLUTIONS LLC	2,014.60	11/20/2018
084005	11/14/2018	W/R	CARDINAL BUS SALES & SERVICE	657.97	11/20/2018
084006	11/14/2018	W/R	CDW-G	70.08	11/21/2018
084007	11/14/2018	W/W	COWLES, CINDY	1,202.04	
084008	11/14/2018	W/R	COLES ENERGY, INC.	1,598.60	11/21/2018
084009	11/14/2018	W/R	COMMERCIAL PARTS & SERVICE	255.40	11/27/2018
084010	11/14/2018	W/R	SMITH, COURTNEY	124.92	11/20/2018
084011	11/14/2018	W/R	DECKER EQUIPMENT	152.93	11/20/2018
084012	11/14/2018	W/R	SPELLING OUT DYSLEXIA	300.00	11/23/2018
084013	11/14/2018	W/R	FURBAY/MANSFIELD ELECTRIC	194.91	11/19/2018
084014	11/14/2018	W/R	GRAINGER	543.77	11/21/2018
084015	11/14/2018	W/R	HAYES, JAMES	776.28	11/19/2018
084016	11/14/2018	W/R	LAW JENNIFER	319.06	11/19/2018
084017	11/14/2018	W/R	JOHN GARBER MATERIALS, INC.	101.48	11/28/2018
084018	11/14/2018	W/R	KELL ACE HARDWARE	408.90	11/20/2018
084019	11/14/2018	W/R	KIMBALL MIDWEST	171.63	11/19/2018
084020	11/14/2018	W/R	McPEEK, KRISTEN	286.65	11/19/2018
084021	11/14/2018	W/R	LESCH BATTERY & POWER	38.97	11/29/2018
084022	11/14/2018	W/R	MANSFIELD STRUCTURAL &	209.80	11/23/2018
084023	11/14/2018	W/R	MATHCOUNTS	385.00	11/28/2018
084024	11/14/2018	W/W	MENARDS	510.48	
084025	11/14/2018	W/W	OLECKI, MICHELLE	186.39	
084026	11/14/2018	W/R	MID-OHIO ED. SERVICE CENTER	37.20	11/19/2018
084027	11/14/2018	W/R	ACORN DISTRIBUTORS, INC.	142.56	11/20/2018
084028	11/14/2018	W/R	RUMPKE	850.60	11/20/2018
084029	11/14/2018	W/R	KNUCKLES, RYAN	90.48	11/20/2018
084030	11/14/2018	W/R	SCHMIDT SECURITY	27,255.90	11/20/2018
084031	11/14/2018	W/R	SCHOLASTIC BOOK FAIRS	1,447.45	11/20/2018
084032	11/14/2018	W/R	SIESEL DISTRIBUTING, LLC	5,573.85	11/23/2018
084033	11/14/2018	W/R	TEAM SPORTS, INC	525.00	11/21/2018
084034	11/14/2018	W/R	THE CENTER FOR INDIVIDUAL &	427.50	11/21/2018
084035	11/14/2018	W/R	WASHINGTON AUTO PARTS	83.10	11/20/2018
084036	11/19/2018	W/R	TODD, ASHLEY	301.04	11/30/2018
084037	11/19/2018	W/R	CBIZ BENEFITS & INSURANCE	2,750.00	11/27/2018
084038	11/19/2018	W/R	CenturyLink	902.93	11/27/2018
084039	11/19/2018	W/R	SPELLING OUT DYSLEXIA	300.00	11/27/2018
084040	11/19/2018	W/R	HAYES, JAMES	582.21	11/28/2018
084041	11/19/2018	W/R	WHITESEL, JASON	162.43	11/30/2018
084042	11/19/2018	W/R	LAW JENNIFER	93.97	11/21/2018
084043	11/19/2018	W/R	LEXINGTON LOCAL SCHOOLS	180.00	11/20/2018
084044	11/19/2018	W/W	MAIN STREET MARKET	241.21	
084045	11/19/2018	W/W	OHIO ALLIANCE OF YMCA'S	120.00	
084046	11/19/2018	W/R	ORIENTAL TRADING COMPANY	202.78	11/26/2018
084047	11/19/2018	W/R	RENHILL GROUP, INC.	13,029.15	11/27/2018
084048	11/19/2018	W/R	DeLUCA, SANDRA	7.48	11/23/2018
084049	11/19/2018	W/R	SCHOOL SPECIALTY INC.	1,615.88	11/26/2018

Check#	Check Date	Org Sta	Vendor Paid	Check Amount	Status Date
084050	11/19/2018	W/R	THE CENTER FOR INDIVIDUAL &	6,745.00	11/28/2018
084051	11/19/2018	W/W	TIME FOR KIDS	59.40	
084052	11/19/2018	W/R	TRANSPORTATION ACCESSORIES CO.	145.26	11/27/2018
084053	11/19/2018	W/R	US BANK	5,533.95	11/27/2018
084054	11/26/2018	W/W	GRADY ENTERPRISES, INC.	1,118.57	
084055	11/28/2018	W/W	BADERTSCHER, AMANDA	165.00	
084056	11/28/2018	W/W	CARDINAL BUS SALES & SERVICE	866.13	
084057	11/28/2018	W/W	CDW-G	89.87	
084058	11/28/2018	W/W	CLEVELAND CLINIC CHILDREN'S	1,782.00	
084059	11/28/2018	W/W	CLYDE-GREEN SPRINGS SCHOOLS	165.00	
084060	11/28/2018	W/W	COLUMBIA GAS OF OHIO	775.21	
084061	11/28/2018	W/W	CUDDY LAW FIRM PLLC	3,500.00	
084062	11/28/2018	W/W	DELL MARKETING L.P.	497.94	
084063	11/28/2018	W/W	HEIBERGER PAVING, INC.	216.00	
084064	11/28/2018	W/W	BERRY, JENNIFER	1,200.00	
084065	11/28/2018	W/W	WEIDIG, KATHY	738.53	
084066	11/28/2018	W/R	PERKINS, KIM	173.60	11/30/2018
084067	11/28/2018	W/W	LEXINGTON HIGH SCHOOL	600.00	
084068	11/28/2018	W/W	MT. VERNON HIGH SCHOOL	150.00	
084069	11/28/2018	W/W	NCOT & CCOA	360.00	
084070	11/28/2018	W/W	OHIO HIGH SCHOOL ATH. ASSOC.	5,236.00	
084071	11/28/2018	W/W	OHIO.NET INTERNET PROVIDERS	504.55	
084072	11/28/2018	W/W	OMEA	240.00	
084073	11/28/2018	W/W	PHOTORAMA	568.00	
084074	11/28/2018	W/W	RIVER EDUCATION SERVICES INC	22,620.00	
084075	11/28/2018	W/R	THORBURN, SARA	65.40	11/30/2018
084076	11/28/2018	W/W	SCHOLASTIC BOOK FAIRS	2,886.90	
084077	11/28/2018	W/W	SCHOOL SPECIALTY INC.	612.24	
084078	11/28/2018	W/W	TEACHER SYNERGY LLC	77.94	
084079	11/28/2018	W/W	TEAM SPORTS, INC	700.00	
084080	11/28/2018	W/W	UCP OF GREATER CLEVELAND	8,400.00	
084081	11/28/2018	W/W	WESTBROOK CC GOLF SHOP	3,780.00	
084082	11/28/2018	W/W	WOLFF BROS. SUPPLY, INC.	59.84	
084083	11/28/2018	W/W	HAYES, JAMES	582.21	
084084	11/29/2018	W/W	LEARN BY DOING	600.00	
084085	11/29/2018	W/W	O.E. MEYER COMPANY	240.60	
084086	11/29/2018	W/W	SMITHFOODS, INC	3,685.44	
084087	11/29/2018	W/W	PRENTKE ROMICH CO	139.00	
084088	11/30/2018	W/W	AMERICAN ELECTRIC POWER	33,817.90	
084089	11/30/2018	W/W	THE ARBITER	175.00	
084090	11/30/2018	W/W	PELPHREY, CARA	953.64	
084091	11/30/2018	W/W	CDW-G	265.71	
084092	11/30/2018	W/W	COWLES, CINDY	868.14	
084093	11/30/2018	W/W	FAST EDDIES	149.00	
084094	11/30/2018	W/W	HOFFMAN, HOWARD	160.00	
084095	11/30/2018	W/W	CHAMBERS, JAIME	41.73	
084096	11/30/2018	W/W	HAYES, JAMES	582.21	
084097	11/30/2018	W/W	LEXINGTON BOARD OF ED.	81.65	
084098	11/30/2018	W/W	THEM, LINDSAY	455.44	
084099	11/30/2018	W/W	HAAS, MARY	298.86	
084100	11/30/2018	W/W	STEHURA, PAUL	2,526.27	
084101	11/30/2018	W/W	POWER OF THE PEN	300.00	

Check#	Check Date	Org Sta	Vendor Paid	Check Amount	Status Date
084102	11/30/2018	W/W	RICHLAND CO. JUVENILE COURT	675.00	
084103	11/30/2018	W/W	SAM'S CLUB	46.96	
084104	11/30/2018	W/W	SCHOOL HEALTH CORP.	556.06	
084105	11/30/2018	W/W	SCHOOL SPECIALTY INC.	816.24	
084106	11/30/2018	W/W	SCIENCE OLYMPIAD	225.00	
084107	11/30/2018	W/W	TREASURER, STATE OF OHIO	1,799.90	
084108	11/30/2018	W/W	FRAIZER, VALERIE	240.00	
084109	11/30/2018	W/W	VERIZON WIRELESS	695.37	
084110	11/30/2018	W/W	VILLAGE OF LEXINGTON	6,494.41	
084111	11/30/2018	W/W	VOLZ FENCING	24,700.00	
084112	11/30/2018	W/W	WAL-MART DISCOUNT CITIES	663.80	
084113	11/30/2018	W/W	LEXINGTON ATHLETIC DEPT.	2,330.00	
691240	11/05/2018	C/R	LEXINGTON SCHOOLS - PAYROLL	577,701.61	11/30/2018
691244	11/07/2018	M/M	MEMO-S.E.R.S.	3,091.09	
691245	11/07/2018	M/M	MEMO-S.T.R.S.	6,889.15	
691246	11/07/2018	M/M	LEXINGTON SCHOOLS - PAYROLL	7,764.06	
691247	11/09/2018	M/M	GORDON FOOD SERVICE	20,177.77	
691248	11/20/2018	C/R	LEXINGTON SCHOOLS - PAYROLL	621,948.90	11/30/2018
691249	11/26/2018	M/M	LEXINGTON SCHOOLS - PAYROLL	8,394.79	
691250	11/26/2018	M/M	MEMO-S.E.R.S.	3,107.56	
691251	11/26/2018	M/M	MEMO-S.T.R.S.	7,227.25	
691253	11/30/2018	M/M	MEMO-S.E.R.S.	44,426.00	
691254	11/30/2018	M/M	MEMO-S.T.R.S.	114,500.00	
691255	11/30/2018	M/M	MEMO-MID OHIO ESC	6,572.30	
691256	11/30/2018	M/M	ANTHEM BENEFIT SERVICES	364,638.40	
Total Checks Issued				\$ 2,133,473.13	

TRANS NO	ITEM NO	TRANS DATE	STS	DESCRIPTION OR SOURCE	TI	FUND	RCPT	SPCC	SUBJ	QPU	TRANS AMOUNT
073052	0001	11/01/2018	A	Preschool tuition	03	001	1211	0000	000000	500	400.00
073058	0001	11/02/2018	A	Preschool tuition	03	001	1211	0000	000000	500	150.00
073067	0001	11/05/2018	A	Preschool tuition	03	001	1211	0000	000000	500	200.00
073070	0001	11/06/2018	A	Preschool tuition	03	001	1211	0000	000000	500	450.00
073073	0001	11/07/2018	A	Preschool tuition	03	001	1211	0000	000000	500	200.00
073076	0001	11/08/2018	A	Preschool tuition	03	001	1211	0000	000000	500	200.00
073089	0001	11/13/2018	A	Preschool tuition	03	001	1211	0000	000000	500	400.00
073105	0001	11/14/2018	A	Preschool tuition	03	001	1211	0000	000000	500	100.00
073106	0001	11/16/2018	A	Preschool tuition	03	001	1211	0000	000000	500	300.00
073109	0001	11/19/2018	A	Preschool tuition	03	001	1211	0000	000000	500	100.00
073117	0001	11/20/2018	A	Preschool tuition	03	001	1211	0000	000000	500	100.00
073119	0001	11/26/2018	A	Tuition	03	001	1211	0000	000000	000	1,240.26
073141	0001	11/30/2018	A	Preschool tuition	03	001	1211	0000	000000	500	610.00
RCPT CODE SUB-TOTAL:											4,450.26
073093	0012	11/16/2018	A	Open Enrollment Revenue	03	001	1227	0000	000000	000	150.50
073127	0012	11/30/2018	A	Open Enrollment Revenue	03	001	1227	0000	000000	000	150.50
RCPT CODE SUB-TOTAL:											301.00
073144	0001	11/30/2018	A	Richland Bank Interest	03	001	1410	0000	000000	000	10,468.87
RCPT CODE SUB-TOTAL:											10,468.87
073059	0001	11/02/2018	A	School fees	03	001	1740	0000	000000	500	40.00
073061	0001	11/05/2018	A	school fees	03	001	1740	0000	000000	400	112.00
073068	0001	11/05/2018	A	school fees	03	001	1740	0000	000000	500	40.00
073069	0001	11/06/2018	A	school fees	03	001	1740	0000	000000	100	40.00
073075	0001	11/08/2018	A	JH school fees	03	001	1740	0000	000000	200	44.00
073085	0001	11/08/2018	A	school fees	03	001	1740	0000	000000	100	17.00
073078	0001	11/09/2018	A	school fees	03	001	1740	0000	000000	400	84.00
073084	0001	11/09/2018	A	school fees	03	001	1740	0000	000000	300	90.00
073086	0001	11/09/2018	A	school fees	03	001	1740	0000	000000	100	56.00
073114	0002	11/19/2018	A	school fees	03	001	1740	0000	000000	400	56.00
073120	0001	11/26/2018	A	school fees	03	001	1740	0000	000000	100	21.00
073135	0001	11/30/2018	A	HS Fees - Pay For It	03	001	1740	0000	000000	100	145.80
073135	0002	11/30/2018	A	Central Fees - Pay For It	03	001	1740	0000	000000	400	30.00
073135	0003	11/30/2018	A	Jr High Fees - Pay For It	03	001	1740	0000	000000	400	44.00
073135	0004	11/30/2018	A	Eastern Fees - Pay For It	03	001	1740	0000	000000	400	174.00
073135	0005	11/30/2018	A	Western Fees - Pay For It	03	001	1740	0000	000000	400	790.00
073139	0001	11/30/2018	A	school fees	03	001	1740	0000	000000	100	62.00
RCPT CODE SUB-TOTAL:											1,845.80

STATUS (STS) CODES:

A-RECEIPT B-REFUND OF RECEIPT V-VOID REFUND OF RECEIPT X-REDUCTION OF EXPENDITURE
 C-APPROPRIATION OR BUDGET MODIFICATIONS D-EXPENSE/SUPPLIES DISTRIBUTION F-FUND TO FUND TRANSFER

TRANS NO	ITEM NO	TRANS DATE	STS	DESCRIPTION OR SOURCE	TI	FUND	RCPT	SPCC	SUBJ	QPU	TRANS AMOUNT
073091	0001	11/07/2018	A	Building rental	03	001	1810	0000	000000	000	120.00
RCPT CODE SUB-TOTAL:											120.00
073108	0002	11/19/2018	A	Milliron recycling	03	001	1890	0000	000000	000	199.29
RCPT CODE SUB-TOTAL:											199.29
073093	0001	11/16/2018	A	Opportunity Grant	03	001	3110	0000	000000	000	307,911.26
073093	0002	11/16/2018	A	Targeted Assistance	03	001	3110	0000	000000	000	32,561.22
073093	0003	11/16/2018	A	K-3 Literacy Funding	03	001	3110	0000	000000	000	5,928.90
073093	0005	11/16/2018	A	Limited English Prof Funding	03	001	3110	0000	000000	000	59.51
073093	0006	11/16/2018	A	Gifted Education Funding	03	001	3110	0000	000000	000	5,051.39
073093	0007	11/16/2018	A	Transportation	03	001	3110	0000	000000	000	23,691.07
073093	0008	11/16/2018	A	Special Education Funding	03	001	3110	0000	000000	000	61,975.68
073093	0010	11/16/2018	A	Preschool Special Educ Funding	03	001	3110	0000	000000	000	6,635.43
073093	0011	11/16/2018	A	Special Educ Transportation	03	001	3110	0000	000000	000	1,748.50
073127	0001	11/30/2018	A	Opportunity Grant	03	001	3110	0000	000000	000	307,859.27
073127	0002	11/30/2018	A	Targeted Assistance	03	001	3110	0000	000000	000	32,498.38
073127	0003	11/30/2018	A	K-3 Literacy Funding	03	001	3110	0000	000000	000	5,933.82
073127	0005	11/30/2018	A	Limited English Prof Funding	03	001	3110	0000	000000	000	59.49
073127	0006	11/30/2018	A	Gifted Education Funding	03	001	3110	0000	000000	000	5,074.89
073127	0007	11/30/2018	A	Transportation	03	001	3110	0000	000000	000	23,691.07
073127	0008	11/30/2018	A	Special Education Funding	03	001	3110	0000	000000	000	48,421.76
073127	0010	11/30/2018	A	Preschool Special Educ Funding	03	001	3110	0000	000000	000	6,635.43
073127	0011	11/30/2018	A	Special Educ Transportation	03	001	3110	0000	000000	000	1,748.50
RCPT CODE SUB-TOTAL:											877,485.57
073092	0004	11/15/2018	A	Rollback- General Richland	03	001	3131	0000	000000	000	292,899.98
073092	0005	11/15/2018	A	Rollback Emerg Levy - Rich	03	001	3131	0000	000000	000	214,274.80
073092	0007	11/15/2018	A	2 1/2 RB - Real Est - Richland	03	001	3131	0000	000000	000	59,532.15
073092	0008	11/15/2018	A	2 1/2 RB - Emerg Levy - Rich	03	001	3131	0000	000000	000	43,551.24
RCPT CODE SUB-TOTAL:											610,258.17
073092	0001	11/15/2018	A	Homestead Real Est - Richland	03	001	3132	0000	000000	000	119,249.50
073092	0002	11/15/2018	A	Homestead Emerg Levy- Rich	03	001	3132	0000	000000	000	87,238.52
073145	0001	11/21/2018	A	Homestead MH - Richland	03	001	3132	0000	000000	000	41.40
073145	0002	11/21/2018	A	Homestead MH Emerg Levy- Rich	03	001	3132	0000	000000	000	30.30
RCPT CODE SUB-TOTAL:											206,559.72
073093	0004	11/16/2018	A	Economic Disadvantaged Funding	03	001	3211	0000	000000	000	2,348.26

STATUS (STS) CODES:

A-RECEIPT B-REFUND OF RECEIPT V-VOID REFUND OF RECEIPT X-REDUCTION OF EXPENDITURE
 C-APPROPRIATION OR BUDGET MODIFICATIONS D-EXPENSE/SUPPLIES DISTRIBUTION F-FUND TO FUND TRANSFER

TRANS NO	ITEM NO	TRANS DATE	STS	DESCRIPTION OR SOURCE	TI	FUND	RCPT	SPCC	SUBJ	OPU	TRANS AMOUNT
073127	0004	11/30/2018	A	Economic Disadvantaged Funding	03	001	3211	0000	000000	000	2,362.21
RCPT CODE SUB-TOTAL:											4,710.47
073093	0009	11/16/2018	A	Career Tech Education Funding	03	001	3219	0000	000000	000	659.28
073127	0009	11/30/2018	A	Career Tech Education Funding	03	001	3219	0000	000000	000	659.28
RCPT CODE SUB-TOTAL:											1,318.56
073133	0001	11/28/2018	A	FY 16 Final settlement	03	001	3300	0000	000000	000	105,811.07
RCPT CODE SUB-TOTAL:											105,811.07
073048	0001	11/09/2018	A	WorkKey Reimbursement	03	001	5300	0000	000000	000	124.95
073134	0001	11/29/2018	A	Motor Fuel Tax refund	03	001	5300	0000	000000	000	3,413.94
RCPT CODE SUB-TOTAL:											3,538.89
FUND CODE SUB-TOTAL:											1,827,067.67
073092	0006	11/15/2018	A	Rollback- Perm Impt - Richlan	03	003	3131	0000	000000	000	25,912.40
073092	0009	11/15/2018	A	2 1/2 RB - PI Levy - Richland	03	003	3131	0000	000000	000	5,267.01
RCPT CODE SUB-TOTAL:											31,179.41
073092	0003	11/15/2018	A	Homestead for PI Levy-Richland	03	003	3132	0000	000000	000	10,549.81
073145	0003	11/21/2018	A	Homestead MH PI Levy-Richland	03	003	3132	0000	000000	000	3.66
RCPT CODE SUB-TOTAL:											10,553.47
FUND CODE SUB-TOTAL:											41,732.88
073144	0004	11/30/2018	A	Richland Bank Interest	03	006	1410	0000	000000	000	0.00
RCPT CODE SUB-TOTAL:											0.00
073090	0026	11/09/2018	A	HS Breakfast	03	006	1511	0000	000000	100	132.70
073090	0027	11/09/2018	A	Jr. Hi Breakfast	03	006	1511	0000	000000	200	37.40
073090	0028	11/09/2018	A	Eastern Breakfast	03	006	1511	0000	000000	300	53.45
073090	0029	11/09/2018	A	Central Breakfast	03	006	1511	0000	000000	400	53.30
073090	0030	11/09/2018	A	Western Breakfast	03	006	1511	0000	000000	500	59.40
073126	0026	11/20/2018	A	HS Breakfast	03	006	1511	0000	000000	100	143.25

STATUS (STS) CODES:

A-RECEIPT B-REFUND OF RECEIPT V-VOID REFUND OF RECEIPT X-REDUCTION OF EXPENDITURE
 C-APPROPRIATION OR BUDGET MODIFICATIONS D-EXPENSE/SUPPLIES DISTRIBUTION F-FUND TO FUND TRANSFER

TRANS NO	ITEM NO	TRANS DATE	STS	DESCRIPTION OR SOURCE	TI	FUND	RCPT	SPCC	SUBJ	OPU	TRANS AMOUNT
073126	0027	11/20/2018	A	Jr. Hi Breakfast	03	006	1511	0000	000000	200	38.95
073126	0028	11/20/2018	A	Eastern Breakfast	03	006	1511	0000	000000	300	48.00
073126	0029	11/20/2018	A	Central Breakfast	03	006	1511	0000	000000	400	33.60
073126	0030	11/20/2018	A	Western Breakfast	03	006	1511	0000	000000	500	49.60
073140	0026	11/30/2018	A	HS Breakfast	03	006	1511	0000	000000	100	93.05
073140	0027	11/30/2018	A	Jr. Hi Breakfast	03	006	1511	0000	000000	200	30.70
073140	0028	11/30/2018	A	Eastern Breakfast	03	006	1511	0000	000000	300	48.60
073140	0029	11/30/2018	A	Central Breakfast	03	006	1511	0000	000000	400	33.00
073140	0030	11/30/2018	A	Western Breakfast	03	006	1511	0000	000000	500	34.10
RCPT CODE SUB-TOTAL:											889.10
073090	0001	11/09/2018	A	HS Stu. Type A	03	006	1512	0000	000000	100	3,664.70
073090	0005	11/09/2018	A	HS RDA Stu. Type A	03	006	1512	0000	000000	100	2,259.69-
073090	0006	11/09/2018	A	Jr Hi Stu. Type A	03	006	1512	0000	000000	200	1,778.90
073090	0010	11/09/2018	A	Jr. Hi RDA Stu Type A	03	006	1512	0000	000000	200	1,238.60-
073090	0011	11/09/2018	A	Eastern Stu. Type A	03	006	1512	0000	000000	300	1,826.30
073090	0015	11/09/2018	A	Eastern RDA Stu. Type A	03	006	1512	0000	000000	300	893.76-
073090	0016	11/09/2018	A	Central Stu. Type A	03	006	1512	0000	000000	400	1,573.20
073090	0020	11/09/2018	A	Central RDA Stu. Type A	03	006	1512	0000	000000	400	792.87-
073090	0021	11/09/2018	A	Western Stu. Type A	03	006	1512	0000	000000	500	1,337.15
073090	0025	11/09/2018	A	Western RDA Stu. Type A	03	006	1512	0000	000000	500	873.10-
073126	0001	11/20/2018	A	HS Stu. Type A	03	006	1512	0000	000000	100	3,028.70
073126	0005	11/20/2018	A	HS RDA Stu. Type A	03	006	1512	0000	000000	100	2,237.20-
073126	0006	11/20/2018	A	Jr Hi Stu. Type A	03	006	1512	0000	000000	200	1,576.20
073126	0010	11/20/2018	A	Jr. Hi RDA Stu Type A	03	006	1512	0000	000000	200	969.05-
073126	0011	11/20/2018	A	Eastern Stu. Type A	03	006	1512	0000	000000	300	1,622.55
073126	0015	11/20/2018	A	Eastern RDA Stu. Type A	03	006	1512	0000	000000	300	1,089.45-
073126	0016	11/20/2018	A	Central Stu. Type A	03	006	1512	0000	000000	400	1,340.85
073126	0020	11/20/2018	A	Central RDA Stu. Type A	03	006	1512	0000	000000	400	924.95-
073126	0021	11/20/2018	A	Western Stu. Type A	03	006	1512	0000	000000	500	1,119.80
073126	0025	11/20/2018	A	Western RDA Stu. Type A	03	006	1512	0000	000000	500	994.35-
073135	0006	11/30/2018	A	HS Lunch - Pay For It	03	006	1512	0000	000000	100	5,091.83
073135	0007	11/30/2018	A	Jr High Lunch - Pay For It	03	006	1512	0000	000000	200	2,828.00
073135	0008	11/30/2018	A	Eastern Lunch - Pay For It	03	006	1512	0000	000000	300	2,388.30
073135	0009	11/30/2018	A	Central Lunch - Pay For It	03	006	1512	0000	000000	400	1,753.35
073135	0010	11/30/2018	A	Western Lunch - Pay For It	03	006	1512	0000	000000	500	2,294.00
073140	0001	11/30/2018	A	HS Stu. Type A	03	006	1512	0000	000000	100	1,896.55
073140	0005	11/30/2018	A	HS RDA Stu. Type A	03	006	1512	0000	000000	100	302.75-
073140	0006	11/30/2018	A	Jr Hi Stu. Type A	03	006	1512	0000	000000	200	1,022.35
073140	0010	11/30/2018	A	Jr. Hi RDA Stu Type A	03	006	1512	0000	000000	200	709.14-
073140	0011	11/30/2018	A	Eastern Stu. Type A	03	006	1512	0000	000000	300	1,116.65
073140	0015	11/30/2018	A	Eastern RDA Stu. Type A	03	006	1512	0000	000000	300	674.05-
073140	0016	11/30/2018	A	Central Stu. Type A	03	006	1512	0000	000000	400	1,033.80

STATUS (STS) CODES:

A-RECEIPT B-REFUND OF RECEIPT V-VOID REFUND OF RECEIPT X-REDUCTION OF EXPENDITURE
 C-APPROPRIATION OR BUDGET MODIFICATIONS D-EXPENSE/SUPPLIES DISTRIBUTION F-FUND TO FUND TRANSFER

TRANS NO	ITEM NO	TRANS DATE	STS	DESCRIPTION OR SOURCE	TI	FUND	RCPT	SPCC	SUBJ	OPU	TRANS AMOUNT
073140	0020	11/30/2018	A	Central ROA Stu. Type A	03	006	1512	0000	000000	400	488.64-
073140	0021	11/30/2018	A	Western Stu. Type A	03	006	1512	0000	000000	500	784.40
073140	0025	11/30/2018	A	Western ROA Stu. Type A	03	006	1512	0000	000000	500	643.21-
RCPT CODE SUB-TOTAL:											23,986.77
073090	0003	11/09/2018	A	HS Stu. ALa Carte	03	006	1513	0000	000000	100	1,957.84
073090	0008	11/09/2018	A	Jr. Hi Stu. Ala Carte	03	006	1513	0000	000000	200	590.25
073090	0013	11/09/2018	A	Eastern Stu. Ala Carte	03	006	1513	0000	000000	300	250.20
073090	0018	11/09/2018	A	Central Stu. Ala Carte	03	006	1513	0000	000000	400	225.25
073090	0023	11/09/2018	A	Western Stu. Ala Carte	03	006	1513	0000	000000	500	187.00
073126	0003	11/20/2018	A	HS Stu. ALa Carte	03	006	1513	0000	000000	100	1,576.35
073126	0008	11/20/2018	A	Jr. Hi Stu. Ala Carte	03	006	1513	0000	000000	200	479.75
073126	0013	11/20/2018	A	Eastern Stu. Ala Carte	03	006	1513	0000	000000	300	305.50
073126	0018	11/20/2018	A	Central Stu. Ala Carte	03	006	1513	0000	000000	400	177.00
073126	0023	11/20/2018	A	Western Stu. Ala Carte	03	006	1513	0000	000000	500	153.75
073140	0003	11/30/2018	A	HS Stu. ALa Carte	03	006	1513	0000	000000	100	1,017.85
073140	0008	11/30/2018	A	Jr. Hi Stu. Ala Carte	03	006	1513	0000	000000	200	342.70
073140	0013	11/30/2018	A	Eastern Stu. Ala Carte	03	006	1513	0000	000000	300	196.80
073140	0018	11/30/2018	A	Central Stu. Ala Carte	03	006	1513	0000	000000	400	111.50
073140	0023	11/30/2018	A	Western Stu. Ala Carte	03	006	1513	0000	000000	500	93.75
RCPT CODE SUB-TOTAL:											7,665.49
073090	0002	11/09/2018	A	HS Stu. Milk	03	006	1514	0000	000000	100	36.50
073090	0007	11/09/2018	A	Jr. Hi. Stu Milk	03	006	1514	0000	000000	200	3.50
073090	0012	11/09/2018	A	Eastern Stu. Milk	03	006	1514	0000	000000	300	10.50
073090	0017	11/09/2018	A	Central Stu. Milk	03	006	1514	0000	000000	400	13.50
073090	0022	11/09/2018	A	Western Stu. Milk	03	006	1514	0000	000000	500	25.00
073126	0002	11/20/2018	A	HS Stu. Milk	03	006	1514	0000	000000	100	31.00
073126	0007	11/20/2018	A	Jr. Hi. Stu Milk	03	006	1514	0000	000000	200	4.00
073126	0012	11/20/2018	A	Eastern Stu. Milk	03	006	1514	0000	000000	300	7.50
073126	0017	11/20/2018	A	Central Stu. Milk	03	006	1514	0000	000000	400	14.50
073126	0022	11/20/2018	A	Western Stu. Milk	03	006	1514	0000	000000	500	24.50
073140	0002	11/30/2018	A	HS Stu. Milk	03	006	1514	0000	000000	100	19.50
073140	0007	11/30/2018	A	Jr. Hi. Stu Milk	03	006	1514	0000	000000	200	2.50
073140	0012	11/30/2018	A	Eastern Stu. Milk	03	006	1514	0000	000000	300	4.50
073140	0017	11/30/2018	A	Central Stu. Milk	03	006	1514	0000	000000	400	6.50
073140	0022	11/30/2018	A	Western Stu. Milk	03	006	1514	0000	000000	500	15.50
RCPT CODE SUB-TOTAL:											219.00
073090	0004	11/09/2018	A	HS Adult Ala Carte	03	006	1523	0000	000000	100	194.60
073090	0009	11/09/2018	A	Jr. Hi Adult Ala Carte	03	006	1523	0000	000000	200	36.75

STATUS (STS) CODES:
 A-RECEIPT B-REFUND OF RECEIPT V-VOID REFUND OF RECEIPT X-REDUCTION OF EXPENDITURE
 C-APPROPRIATION OR BUDGET MODIFICATIONS D-EXPENSE/SUPPLIES DISTRIBUTION F-FUND TO FUND TRANSFER

TRANS NO	ITEM NO	TRANS DATE	STS	DESCRIPTION OR SOURCE	TI	FUND	RCPT	SPCC	SUBJ	OPU	TRANS AMOUNT
073090	0014	11/09/2018	A	Eastern Adult Ala Carte	03	006	1523	0000	000000	300	54.10
073090	0019	11/09/2018	A	Central Adult Ala Carte	03	006	1523	0000	000000	400	37.75
073090	0024	11/09/2018	A	Western Adult Ala Carte	03	006	1523	0000	000000	500	22.50
073126	0004	11/20/2018	A	HS Adult Ala Carte	03	006	1523	0000	000000	100	146.80
073126	0009	11/20/2018	A	Jr. Hi Adult Ala Carte	03	006	1523	0000	000000	200	39.50
073126	0014	11/20/2018	A	Eastern Adult Ala Carte	03	006	1523	0000	000000	300	70.50
073126	0019	11/20/2018	A	Central Adult Ala Carte	03	006	1523	0000	000000	400	44.50
073126	0024	11/20/2018	A	Western Adult Ala Carte	03	006	1523	0000	000000	500	25.25
073140	0004	11/30/2018	A	HS Adult Ala Carte	03	006	1523	0000	000000	100	83.25
073140	0009	11/30/2018	A	Jr. Hi Adult Ala Carte	03	006	1523	0000	000000	200	22.75
073140	0014	11/30/2018	A	Eastern Adult Ala Carte	03	006	1523	0000	000000	300	64.25
073140	0019	11/30/2018	A	Central Adult Ala Carte	03	006	1523	0000	000000	400	16.00
073140	0024	11/30/2018	A	Western Adult Ala Carte	03	006	1523	0000	000000	500	13.75
RCPT CODE SUB-TOTAL:											872.25
073050	0001	11/01/2018	A	Coke Commission Food Service	03	006	1851	0000	000000	000	88.60
RCPT CODE SUB-TOTAL:											88.60
073099	0001	11/13/2018	A	Preschool snacks	03	006	1890	0000	000000	000	712.50
073136	0001	11/20/2018	A	Snack Bags FB team	03	006	1890	0000	000000	000	180.00
RCPT CODE SUB-TOTAL:											892.50
073094	0001	11/19/2018	A	Federal Reimb Lunch High	03	006	4120	0000	000000	100	8,167.24
073094	0002	11/19/2018	A	Federal Reimb Lunch Jr High	03	006	4120	0000	000000	200	5,613.74
073094	0003	11/19/2018	A	Federal Reimb Lunch Central	03	006	4120	0000	000000	400	6,089.25
073094	0004	11/19/2018	A	Federal Reimb Lunch East	03	006	4120	0000	000000	300	9,116.41
073094	0005	11/19/2018	A	Federal Reimb Lunch Western	03	006	4120	0000	000000	500	5,216.18
073094	0006	11/19/2018	A	Fed Reimb Breakfast - High	03	006	4120	0000	000000	100	398.33
073094	0007	11/19/2018	A	Federal Reimb Breakfast - Jr H	03	006	4120	0000	000000	200	357.55
073094	0008	11/19/2018	A	Federal Reimb Break - Central	03	006	4120	0000	000000	400	672.84
073094	0009	11/19/2018	A	Federal Reimb Break - East	03	006	4120	0000	000000	300	1,588.44
073094	0010	11/19/2018	A	Federal Reimb Break - Western	03	006	4120	0000	000000	500	767.54
073094	0011	11/19/2018	A	Preschool Milk - Western	03	006	4120	1280	000000	500	98.04
RCPT CODE SUB-TOTAL:											38,085.56
FUND CODE SUB-TOTAL:											72,699.27
073144	0005	11/30/2018	A	Richland Bank Interest	03	007	1410	9100	000000	000	15.14
RCPT CODE SUB-TOTAL:											15.14

STATUS (STS) CODES:

A-RECEIPT B-REFUND OF RECEIPT V-VOID REFUND OF RECEIPT X-REDUCTION OF EXPENDITURE
 C-APPROPRIATION OR BUDGET MODIFICATIONS D-EXPENSE/SUPPLIES DISTRIBUTION F-FUND TO FUND TRANSFER

DATE: 12/04/2018
TIME: 08:40

LEXINGTON LOCAL SCHOOLS
TRANS. BY FUND/RCPT, ALL FUNDS
DATES 11/01/2018 THRU 11/30/2018
SORTED BY TRANSACTION DATE

PAGE: 7
(RECELD)

TRANS NO	ITEM NO	TRANS DATE	STS	DESCRIPTION OR SOURCE	TI	FUND	RCPT	SPCC	SUBJ	QPU	TRANS AMOUNT
073074	0001	11/07/2018	A	LMAS donation	03	007	1820	9100	000000	000	200.00
											RCPT CODE SUB-TOTAL: 200.00
											FUND CODE SUB-TOTAL: 215.14
073144	0003	11/30/2018	A	Richland Bank Interest	03	007	1410	9800	000000	000	13.55
											RCPT CODE SUB-TOTAL: 13.55
											FUND CODE SUB-TOTAL: 13.55
073050	0002	11/01/2018	A	Coke Commission High	03	018	1690	9100	000000	000	30.87
073069	0002	11/06/2018	A	apparel sales	03	018	1690	9100	000000	000	94.09
073088	0001	11/09/2018	A	MD coffee service	03	018	1690	9100	000000	000	49.10
073087	0001	11/13/2018	A	Vetsrens donation	03	018	1690	9100	000000	000	401.93
073107	0001	11/19/2018	A	MD coffee service	03	018	1690	9100	000000	000	47.05
073121	0002	11/26/2018	A	Gorman Rupp donation	03	018	1690	9100	000000	000	155.00
073137	0001	11/30/2018	A	MD coffee service	03	018	1690	9100	000000	000	68.45
											RCPT CODE SUB-TOTAL: 846.49
											FUND CODE SUB-TOTAL: 846.49
073075	0002	11/08/2018	A	JH fees princ acct	03	018	1620	9200	000000	000	14.00
											RCPT CODE SUB-TOTAL: 14.00
073050	0004	11/01/2018	A	Coke Commission Jr High	03	018	1690	9200	000000	000	0.00
											RCPT CODE SUB-TOTAL: 0.00
											FUND CODE SUB-TOTAL: 14.00
073084	0002	11/09/2018	A	Kona Ice	03	018	1820	9300	000000	000	193.79
											RCPT CODE SUB-TOTAL: 193.79
											FUND CODE SUB-TOTAL: 193.79

STATUS (STS) CODES:

A-RECEIPT B-REFUND OF RECEIPT V-VOID REFUND OF RECEIPT X-REDUCTION OF EXPENDITURE
C-APPROPRIATION OR BUDGET MODIFICATIONS D-EXPENSE/SUPPLIES DISTRIBUTION F-FUND TO FUND TRANSFER

TRANS NO	ITEM NO	TRANS DATE	STS	DESCRIPTION OR SOURCE	TI	FUND	RCPT	SPCC	SUBJ	OPU	TRANS AMOUNT
073081	0001	11/09/2018	A	Bookfair	03	018	1690	9301	000000	300	2,894.46
RCPT CODE SUB-TOTAL:											2,894.46
FUND CODE SUB-TOTAL:											2,894.46
073061	0002	11/05/2018	A	school fees princ acct	03	018	1630	9400	000000	000	8.00
073078	0002	11/09/2018	A	school fees princ acct	03	018	1630	9400	000000	000	6.00
073114	0001	11/19/2018	A	school fees princ acct	03	018	1630	9400	000000	000	4.00
RCPT CODE SUB-TOTAL:											18.00
FUND CODE SUB-TOTAL:											18.00
073059	0002	11/02/2018	A	school fees princ acct	03	018	1630	9500	000000	000	20.00
073068	0002	11/05/2018	A	school fees princ acct	03	018	1630	9500	000000	000	20.00
RCPT CODE SUB-TOTAL:											40.00
073050	0003	11/01/2018	A	Coke Commission Wester	03	018	1690	9500	000000	000	0.00
RCPT CODE SUB-TOTAL:											0.00
FUND CODE SUB-TOTAL:											40.00
073079	0001	11/09/2018	A	PTD donation	03	019	1890	9121	000000	000	1,000.00
073083	0003	11/09/2018	A	PTD Recycling-Central	03	019	1890	9121	000000	000	8.21
073102	0003	11/14/2018	A	PTD Recycling-Central	03	019	1890	9121	000000	000	6.36
RCPT CODE SUB-TOTAL:											1,014.57
FUND CODE SUB-TOTAL:											1,014.57
073083	0001	11/09/2018	A	PTD Recycling-Eastern	03	019	1890	9122	000000	000	8.21
073084	0003	11/09/2018	A	PTD donation	03	019	1890	9122	000000	000	1,000.00
073102	0001	11/14/2018	A	PTD Recycling-Eastern	03	019	1890	9122	000000	000	6.35
RCPT CODE SUB-TOTAL:											1,014.56
FUND CODE SUB-TOTAL:											1,014.56

STATUS (STS) CODES:

A-RECEIPT B-REFUND OF RECEIPT V-VOID REFUND OF RECEIPT X-REDUCTION OF EXPENDITURE
 C-APPROPRIATION OR BUDGET MODIFICATIONS D-EXPENSE/SUPPLIES DISTRIBUTION F-FUND TO FUND TRANSFER

TRANS NO	ITEM NO	TRANS DATE	STS	DESCRIPTION OR SOURCE	TI	FUND	RCPT	SPCC	SUBJ	QPU	TRANS AMOUNT
073080	0001	11/09/2018	A	PTD donation	03	019	1890	9123	000000	000	1,000.00
073083	0002	11/09/2018	A	PTD Recycling-Western	03	019	1890	9123	000000	000	8.22
073102	0002	11/14/2018	A	PTD Recycling-Western	03	019	1890	9123	000000	000	6.35
RCPT CODE SUB-TOTAL:											1,014.57
FUND CODE SUB-TOTAL:											1,014.57
073056	0001	11/02/2018	A	Reg Volleyball tourn presale	03	022	1615	9601	000000	000	3,354.00
073060	0001	11/02/2018	A	Regional Volleyball Adm 11/1	03	022	1615	9601	000000	000	2,352.00
073062	0001	11/05/2018	A	Reg Soccer tourn Adm 11/3	03	022	1615	9601	000000	000	3,296.00
073064	0001	11/05/2018	A	Reg Volley Tourn Presale	03	022	1615	9601	000000	000	2,226.00
073065	0001	11/05/2018	A	Reg volley tourn adm 11/3	03	022	1615	9601	000000	000	1,784.00
RCPT CODE SUB-TOTAL:											13,012.00
073054	0001	11/01/2018	A	NWDAB Sect boyr tourn	03	022	1690	9601	000000	000	172.00
073060	0002	11/02/2018	A	Reg Volley tourn TV pynt	03	022	1690	9601	000000	000	50.00
073062	0002	11/05/2018	A	Reg Soccer 11/3 TV pynt	03	022	1690	9601	000000	000	60.00
RCPT CODE SUB-TOTAL:											282.00
FUND CODE SUB-TOTAL:											13,294.00
073144	0002	11/30/2018	A	Richland Bank Int. 024	03	024	1410	0000	000000	000	2,504.79
RCPT CODE SUB-TOTAL:											2,504.79
073057	0001	11/02/2018	A	Hallabarin Oct Cobra	03	024	1872	0000	000000	000	1,959.54
073116	0001	11/20/2018	A	Todd's Nov Ins prem	03	024	1872	0000	000000	000	302.61
073118	0001	11/26/2018	A	Heck Nov Cobra	03	024	1872	0000	000000	000	2,067.90
073124	0001	11/26/2018	A	Employees' Premiums Nov	03	024	1872	0000	000000	000	65,389.85
073125	0001	11/26/2018	A	Board's Premiums Nov	03	024	1872	0000	000000	000	364,638.40
RCPT CODE SUB-TOTAL:											434,358.30
FUND CODE SUB-TOTAL:											436,863.09
073108	0001	11/19/2018	A	Milliron recycling	03	200	1690	9108	000000	000	17.82
RCPT CODE SUB-TOTAL:											17.82
FUND CODE SUB-TOTAL:											17.82

STATUS (STS) CODES:

A-RECEIPT B-REFUND OF RECEIPT V-VOID REFUND OF RECEIPT X-REDUCTION OF EXPENDITURE
 C-APPROPRIATION OR BUDGET MODIFICATIONS D-EXPENSE/SUPPLIES DISTRIBUTION F-FUND TO FUND TRANSFER

TRANS NO	ITEM NO	TRANS DATE	STS	DESCRIPTION OR SOURCE	TI	FUND	RCPT	SPCC	SUBJ	OPU	TRANS AMOUNT
073077	0001	11/08/2018	A	Key club dues	03	200	1630	9115	000000	000	250.00
											RCPT CODE SUB-TOTAL: 250.00
											FUND CODE SUB-TOTAL: 250.00
073051	0001	11/01/2018	A	Yearbook ad	03	200	1690	9119	000000	000	250.00
073138	0001	11/30/2018	A	Yearbook ads	03	200	1690	9119	000000	000	115.00
											RCPT CODE SUB-TOTAL: 365.00
											FUND CODE SUB-TOTAL: 365.00
073066	0001	11/05/2018	A	JH Halloween dance	03	200	1690	9204	000000	000	525.70
											RCPT CODE SUB-TOTAL: 525.70
											FUND CODE SUB-TOTAL: 525.70
073102	0004	11/14/2018	A	Milliron Jr High CACY	03	200	1690	9612	000000	000	7.50
											RCPT CODE SUB-TOTAL: 7.50
											FUND CODE SUB-TOTAL: 7.50
073103	0001	11/14/2018	A	JH PE vending	03	300	1620	9206	000000	000	250.00
											RCPT CODE SUB-TOTAL: 250.00
											FUND CODE SUB-TOTAL: 250.00
073055	0001	11/01/2018	A	2018/19 Winter passes	03	300	1610	9600	000000	000	1,440.00
073046	0001	11/02/2018	B	PRESALE TICKETS 11/2/2018	03	300	1610	9600	000000	700	1,760.00-
073072	0001	11/06/2018	A	2018/19 Winter passes	03	300	1610	9600	000000	000	2,180.00
073049	0001	11/09/2018	B	PRE-SALE TICKETS 11/9/18	03	300	1610	9600	000000	700	2,232.00-
073082	0001	11/09/2018	A	2018/19 sports passes	03	300	1610	9600	000000	000	600.00
073101	0001	11/12/2018	A	Swim meet adm 11/6	03	300	1610	9600	000000	709	112.00
073104	0001	11/14/2018	A	swim meet adm 11/13	03	300	1610	9600	000000	709	80.00
073111	0001	11/19/2018	A	2018/19 Winter passes	03	300	1610	9600	000000	000	3,760.00

STATUS (STS) CODES:

A-RECEIPT B-REFUND OF RECEIPT V-VOID REFUND OF RECEIPT X-REDUCTION OF EXPENDITURE
 C-APPROPRIATION OR BUDGET MODIFICATIONS D-EXPENSE/SUPPLIES DISTRIBUTION F-FUND TO FUND TRANSFER

TRANS NO	ITEM NO	TRANS DATE	STS	DESCRIPTION OR SOURCE	TI	FUND	RCPT	SPCC	SUBJ	OPU	TRANS AMOUNT
073112	0001	11/19/2018	A	FB Playoff ticket presale	03	300	1610	9600	000000	700	3,608.00
073129	0001	11/27/2018	A	Swim meet adm 11/26	03	300	1610	9600	000000	709	330.00
073131	0001	11/28/2018	A	JH Girls BB adm 11/26	03	300	1610	9600	000000	716	152.00
073142	0001	11/29/2018	A	JH Girls BB Adm 11/28	03	300	1610	9600	000000	716	298.00
073143	0001	11/30/2018	A	JH Girls BB Adm 11/26	03	300	1610	9600	000000	716	290.00
RCPT CODE SUB-TOTAL:											8,858.00
073100	0001	11/12/2018	A	Reg VB program sales	03	300	1620	9600	000000	000	78.00
RCPT CODE SUB-TOTAL:											78.00
073053	0001	11/01/2018	A	2018 Ad sponsor	03	300	1690	9600	000000	000	250.00
073122	0001	11/26/2018	A	Coca-Cola sponsorship	03	300	1690	9600	000000	000	2,000.00
073130	0001	11/28/2018	A	2018/19 program ad	03	300	1690	9600	000000	000	160.00
073132	0001	11/28/2018	A	2018 Wrestling Kickoff sponsor	03	300	1690	9600	000000	000	1,500.00
RCPT CODE SUB-TOTAL:											3,910.00
073121	0001	11/26/2018	A	Gorman Rupp donation	03	300	1820	9600	000000	000	195.00
RCPT CODE SUB-TOTAL:											195.00
073071	0001	11/06/2018	A	Swim 2018 entry fee	03	300	1890	9600	000000	709	150.00
073071	0002	11/06/2018	A	Boys Golf entry fee	03	300	1890	9600	000000	706	285.00
073110	0001	11/19/2018	A	Boys Golf Hoodie Reimb	03	300	1890	9600	000000	706	95.00
073113	0001	11/19/2018	A	2018 Swim Invite entry fee	03	300	1890	9600	000000	709	150.00
RCPT CODE SUB-TOTAL:											680.00
FUND CODE SUB-TOTAL:											13,721.00
073047	0001	11/02/2018	A	Network Connectivity Revenue	03	451	3219	9019	000000	000	4,500.00
RCPT CODE SUB-TOTAL:											4,500.00
FUND CODE SUB-TOTAL:											4,500.00
073095	0001	11/26/2018	A	IDEA-B Restoration Revenue	03	516	4220	9019	000000	000	8,857.78
073097	0001	11/26/2018	A	IDEA-B Revenue	03	516	4220	9019	000000	000	18,278.13
RCPT CODE SUB-TOTAL:											27,135.91

STATUS (STS) CODES:

A-RECEIPT B-REFUND OF RECEIPT V-VOID REFUND OF RECEIPT X-REDUCTION OF EXPENDITURE
 C-APPROPRIATION OR BUDGET MODIFICATIONS D-EXPENSE/SUPPLIES DISTRIBUTION F-FUND TO FUND TRANSFER

DATE: 12/04/2018
TIME: 08:40

LEXINGTON LOCAL SCHOOLS
TRANS. BY FUND/RCPT, ALL FUNDS
DATES 11/01/2018 THRU 11/30/2018
SORTED BY TRANSACTION DATE

PAGE: 12
(RECLD)

TRANS NO	ITEM NO	TRANS DATE	STS	DESCRIPTION OR SOURCE	TI	FUND	RCPT	SPCC	SUBJ	QPU	TRANS AMOUNT	
											FUND CODE SUB-TOTAL:	27,135.91
073096	0001	11/26/2018	A	Title I Revenue	03	572	4220	9019	000000	000	13,121.50	
											RCPT CODE SUB-TOTAL:	13,121.50
											FUND CODE SUB-TOTAL:	13,121.50
073128	0001	11/29/2018	A	IDEA ECSE Restoration Revenue	03	587	4220	9019	000000	000	1,316.79	
											RCPT CODE SUB-TOTAL:	1,316.79
											FUND CODE SUB-TOTAL:	1,316.79
073098	0001	11/26/2018	A	Title II-A Revenue	03	590	4220	9019	000000	000	5,649.75	
											RCPT CODE SUB-TOTAL:	5,649.75
											FUND CODE SUB-TOTAL:	5,649.75
											GRAND TOTAL:	2,465,797.01

STATUS (STS) CODES:

A-RECEIPT B-REFUND OF RECEIPT V-VOID REFUND OF RECEIPT X-REDUCTION OF EXPENDITURE
C-APPROPRIATION OR BUDGET MODIFICATIONS D-EXPENSE/SUPPLIES DISTRIBUTION F-FUND TO FUND TRANSFER

Date: 12/04/18
Time: 8:38 am

LEXINGTON LOCAL SCHOOLS
Revenue Account Summary
SORTED BY FUND-SCC/ACCT

Page: 1
(REVSUM)

	FYTD Receivable	FYTD Actual Receipts	MTD Actual Receipts	YTD Actual Receipts	FYTD Balance Receivable	FYTD Percent Received
*****TOTAL FOR FUND-SCC 001 0000 (GENERAL FUND):	24,495,508.00	10,633,275.89	1,827,067.67	23,576,126.97	13,862,232.11	43.41
*****TOTAL FOR FUND-SCC 003 0000 (PERMANENT IMPROVEMENT FUND):	702,632.00	304,852.30	41,732.88	700,849.24	397,779.70	43.39
*****TOTAL FOR FUND-SCC 006 0000 (FOOD SERVICE FUND):	755,799.00	232,353.14	72,699.27	697,484.26	523,445.86	30.74
*****TOTAL FOR FUND-SCC 007 9100 (LEXINGTON MINUTEMEN ACADEMIC SCHOLARSHIP FUND):	6,040.00	460.01	215.14	2,473.25	5,579.99	7.62
*****TOTAL FOR FUND-SCC 007 9800 (TERRY McCAMMON SCHOLARSHIP FUND):	350.00	91.02	13.55	378.51	258.98	26.01
*****TOTAL FOR FUND-SCC 018 9100 (HIGH SCHOOL PRINCIPAL'S FUND):	10,628.00	1,998.62	846.49	8,908.65	8,629.38	18.81
*****TOTAL FOR FUND-SCC 018 9200 (JUNIOR HIGH PRINCIPAL'S FUND):	5,233.00	4,238.73	14.00	4,720.48	994.27	81.00
*****TOTAL FOR FUND-SCC 018 9300 (EASTERN PRINCIPAL'S FUND):	9,609.00	2,866.60	193.79	6,847.17	6,742.40	29.83
*****TOTAL FOR FUND-SCC 018 9301 (EASTERN ELEMENTARY BOOKFAIR/BOXTOPS FUND):	6,539.00	2,894.46	2,894.46	9,433.86	3,644.54	44.26
*****TOTAL FOR FUND-SCC 018 9302 (EASTERN ELEMENTARY MATH):	1,226.00	0.00	0.00	0.00	1,226.00	0.00

*** NOTE!! ONLY ACTIVE ACCOUNTS HAVE BEEN SELECTED, TOTALS MAY EXCLUDE AMOUNTS THAT ARE RELATED TO INACTIVE ACCOUNTS. ***

	FYTD Receivable	FYTD Actual Receipts	MTD Actual Receipts	YTD Actual Receipts	FYTD Balance Receivable	FYTD Percent Received
*****TOTAL FOR FUND-SCC 018 9303 (EASTERN RUN CLUB):	0.00	206.68	0.00	206.68	206.68-	0.00
*****TOTAL FOR FUND-SCC 018 9400 (CENTRAL PRINCIPAL'S FUND):	5,785.00	759.57	18.00	4,783.34	5,025.43	13.13
*****TOTAL FOR FUND-SCC 018 9401 (CENTRAL ELEMENTARY BOOKFAIR FUND):	4,548.00	2,448.10	0.00	3,664.23	2,099.90	53.83
*****TOTAL FOR FUND-SCC 018 9402 (CENTRAL ELEMENTARY ART):	1,415.00	0.00	0.00	1,415.00	1,415.00	0.00
*****TOTAL FOR FUND-SCC 018 9500 (WESTERN PRINCIPAL'S FUND):	6,709.00	2,813.84	40.00	5,413.23	3,895.16	41.94
*****TOTAL FOR FUND-SCC 018 9501 (WESTERN ELEMENTARY BOOKFAIR/BOXTOPS FUND):	5,976.00	3,623.12	0.00	5,214.41	2,352.88	60.63
*****TOTAL FOR FUND-SCC 018 9503 (WESTERN ELEMENTARY ART):	2,455.00	0.00	0.00	2,455.00	2,455.00	0.00
*****TOTAL FOR FUND-SCC 019 9121 (CENTRAL ELEMENTARY PTO GRANTS):	1,171.00	1,064.75	1,014.57	1,144.63	106.25	90.93
*****TOTAL FOR FUND-SCC 019 9122 (EASTERN ELEMENTARY PTO GRANTS):	1,171.00	1,064.75	1,014.56	1,144.65	106.25	90.93
*****TOTAL FOR FUND-SCC 019 9123 (WESTERN ELEMENTARY PTO GRANTS):	1,171.00	1,064.76	1,014.57	1,144.68	106.24	90.93

*** NOTE!! ONLY ACTIVE ACCOUNTS HAVE BEEN SELECTED, TOTALS MAY EXCLUDE AMOUNTS THAT ARE RELATED TO INACTIVE ACCOUNTS. ***

	FYTD Receivable	FYTD Actual Receipts	MTD Actual Receipts	YTD Actual Receipts	FYTD Balance Receivable	FYTD Percent Received
*****TOTAL FOR FUND-SCC 019 9208 (RICHLAND CO FOUND-BUILD A COMM OF READERS):	0.00	0.00	0.00	10.32-	0.00	0.00
*****TOTAL FOR FUND-SCC 019 9209 (RICH CO FOUND-LEARN TO READ FOR A LIFETIME):	0.00	0.00	0.00	59.95-	0.00	0.00
*****TOTAL FOR FUND-SCC 019 9210 (RICH CO FOUND-MULTI-SENS APPROACH TO LEARNING):	0.00	0.00	0.00	0.46-	0.00	0.00
*****TOTAL FOR FUND-SCC 019 9211 (RICH CO FOUND-BEE AWARENESS):	0.00	0.00	0.00	17.58-	0.00	0.00
*****TOTAL FOR FUND-SCC 019 9212 (RICH CO FOUND-DONT LET THE PIGEON STOP TALK):	0.00	0.00	0.00	19.17-	0.00	0.00
*****TOTAL FOR FUND-SCC 019 9213 (RICH CO FOUND-BRAIN GAMES 5.0):	0.00	0.00	0.00	71.51-	0.00	0.00
*****TOTAL FOR FUND-SCC 019 9215 (RICH CO FOUND-SEE THE CIVILIZATION):	0.00	0.00	0.00	31.92-	0.00	0.00
*****TOTAL FOR FUND-SCC 019 9218 (RICH CO FOUND-WRITE STUFF STEAM KIT):	1,172.57	1,172.57	0.00	1,172.57	0.00	100.00
*****TOTAL FOR FUND-SCC 019 9301 (RICH CO FOUND/SECD ROBOTICS GRANT (HEIMANN)):	15,000.00	0.00	0.00	15,600.00	15,000.00	0.00
*****TOTAL FOR FUND-SCC 022 9601 (OHSAA TOURNAMENT AGENCY FUND):	76,290.00	14,292.34	13,294.00	69,644.65	61,997.66	18.73

*** NOTE!! ONLY ACTIVE ACCOUNTS HAVE BEEN SELECTED, TOTALS MAY EXCLUDE AMOUNTS THAT ARE RELATED TO INACTIVE ACCOUNTS. ***

LEXINGTON LOCAL SCHOOLS
 Revenue Account Summary
 SORTED BY FUND-SCC/ACCT

	FYTD Receivable	FYTD Actual Receipts	MTD Actual Receipts	YTD Actual Receipts	FYTD Balance Receivable	FYTD Percent Received
*****TOTAL FOR FUND-SCC 024 0000 (EMPLOYEE BENEFITS FUND FOR MEDICAL/DENTAL):	4,921,275.00	2,173,386.73	436,863.09	4,761,179.64	2,747,888.27	44.16
*****TOTAL FOR FUND-SCC 200 9102 (HIGH SCHOOL DRAMA CLUB):	15,893.00	0.00	0.00	15,842.50	15,893.00	0.00
*****TOTAL FOR FUND-SCC 200 9104 (HIGH SCHOOL LEADERSHIP COUNCIL):	3,712.00	0.00	0.00	430.00	3,712.00	0.00
*****TOTAL FOR FUND-SCC 200 9105 (HIGH SCHOOL FRENCH CLUB):	184.00	0.00	0.00	0.00	184.00	0.00
*****TOTAL FOR FUND-SCC 200 9107 (HIGH SCHOOL SPANISH CLUB):	400.00	0.00	0.00	170.00	400.00	0.00
*****TOTAL FOR FUND-SCC 200 9108 (HIGH SCHOOL LED CLUB):	955.00	308.21	17.82	453.12	646.79	32.27
*****TOTAL FOR FUND-SCC 200 9114 (HIGH SCHOOL STUDENT COUNCIL FUND):	958.00	649.27	0.00	1,126.77	308.73	67.77
*****TOTAL FOR FUND-SCC 200 9115 (HIGH SCHOOL KEY CLUB):	436.00	250.00	250.00	286.00	186.00	57.34
*****TOTAL FOR FUND-SCC 200 9119 (HIGH SCHOOL YEARBOOK FUND):	13,323.00	11,210.00	365.00	15,995.00	2,113.00	84.14
*****TOTAL FOR FUND-SCC 200 9121 (HIGH SCHOOL NATIONAL HONOR SOCIETY):	1,590.00	2,056.00	0.00	2,256.00	466.00	129.31

*** NOTE!! ONLY ACTIVE ACCOUNTS HAVE BEEN SELECTED, TOTALS MAY EXCLUDE AMOUNTS THAT ARE RELATED TO INACTIVE ACCOUNTS. ***

	FYTD Receivable	FYTD Actual Receipts	MTD Actual Receipts	YTD Actual Receipts	FYTD Balance Receivable	FYTD Percent Received
*****TOTAL FOR FUND-SCC 200 9201 (JUNIOR HIGH ART CLUB):	96.00	56.20	0.00	56.20	39.80	58.54
*****TOTAL FOR FUND-SCC 200 9204 (JUNIOR HIGH STUDENT COUNCIL FUND):	1,686.00	525.70	525.70	1,068.20	1,160.30	31.18
*****TOTAL FOR FUND-SCC 200 9301 (EASTERN ELEMENTARY STUDENT ACTIVITY FUND):	2,225.00	0.00	0.00	1,395.06	2,225.00	0.00
*****TOTAL FOR FUND-SCC 200 9302 (EASTERN ELEMENTARY ROBOTICS FUND):	0.00	435.00	0.00	435.00	435.00	0.00
*****TOTAL FOR FUND-SCC 200 9611 (HIGH SCHOOL INFORMED TEENS FUND):	1,402.00	0.00	0.00	0.00	1,402.00	0.00
*****TOTAL FOR FUND-SCC 200 9612 (JUNIOR HIGH INFORMED TEENS FUND):	736.00	7.50	7.50	583.30	728.50	1.02
*****TOTAL FOR FUND-SCC 300 9115 (JAZZ BAND):	528.00	0.00	0.00	528.00	528.00	0.00
*****TOTAL FOR FUND-SCC 300 9116 (CHOIR):	200.00	0.00	0.00	0.00	200.00	0.00
*****TOTAL FOR FUND-SCC 300 9206 (JUNIOR HIGH PHYS ED DEPARTMENT FUND):	2,910.00	1,160.00	250.00	2,480.00	1,750.00	39.86
*****TOTAL FOR FUND-SCC 300 9600 (ATHLETIC FUND):	227,988.00	131,745.60	13,721.00	197,749.46	96,242.40	57.79

*** NOTE!! ONLY ACTIVE ACCOUNTS HAVE BEEN SELECTED, TOTALS MAY EXCLUDE AMOUNTS THAT ARE RELATED TO INACTIVE ACCOUNTS. ***

	FYTD Receivable	FYTD Actual Receipts	MTD Actual Receipts	YTD Actual Receipts	FYTD Balance Receivable	FYTD Percent Received
*****TOTAL FOR FUND-SCC 300 9601 (ATHLETIC CAPITAL FUND):	26,000.00	13,000.00	0.00	26,000.00	13,000.00	50.00
*****TOTAL FOR FUND-SCC 300 9603 (ELEMENTARY MUSIC):	276.00	0.00	0.00	276.00	276.00	0.00
*****TOTAL FOR FUND-SCC 451 9018 (Network Connectivity FY 2018):	0.00	0.00	0.00	4,500.00	0.00	0.00
*****TOTAL FOR FUND-SCC 451 9019 (Network Connectivity FY 2019):	9,000.00	4,500.00	4,500.00	4,500.00	4,500.00	50.00
*****TOTAL FOR FUND-SCC 499 9018 (SECONDARY TRANSITION ENHANCEMENT FUND):	1,171.00	1,171.00	0.00	1,171.00	0.00	100.00
*****TOTAL FOR FUND-SCC 499 9019 (SCHOOL SAFETY GRANT):	13,136.25	13,136.25	0.00	13,136.25	0.00	100.00
*****TOTAL FOR FUND-SCC 516 9018 (IDEA-B SPECIAL EDUCATION FY18):	85,890.06	86,225.54	0.00	354,417.84	335.48-	100.39
*****TOTAL FOR FUND-SCC 516 9019 (IDEA-B SPECIAL EDUCATION FY19):	561,089.77	142,486.28	27,135.91	142,486.28	418,603.49	25.39
*****TOTAL FOR FUND-SCC 572 9018 (TITLE I FY18):	49,793.26	51,049.39	0.00	194,989.95	1,256.13-	102.52
*****TOTAL FOR FUND-SCC 572 9019 (TITLE I FY19):	270,406.27	76,243.08	13,121.50	76,243.08	194,163.19	28.20

*** NOTE!! ONLY ACTIVE ACCOUNTS HAVE BEEN SELECTED, TOTALS MAY EXCLUDE AMOUNTS THAT ARE RELATED TO INACTIVE ACCOUNTS. ***

Date: 12/04/18
Time: 8:38 am

LEXINGTON LOCAL SCHOOLS
Revenue Account Summary
SORTED BY FUND-SCC/ACCT

Page: 7
(REVSUM)

	FYTD Receivable	FYTD Actual Receipts	MTD Actual Receipts	YTD Actual Receipts	FYTD Balance Receivable	FYTD Percent Received
*****TOTAL FOR FUND-SCC 587 9018 (EARLY CHILDHOOD SPECIAL EDUCATION IDEA FY18):	515.19	515.19	0.00	5,415.43	0.00	100.00
=====						
*****TOTAL FOR FUND-SCC 587 9019 (EARLY CHILDHOOD SPECIAL EDUCATION IDEA FY19):	28,685.67	3,837.99	1,316.79	3,837.99	24,847.68	13.38
=====						
*****TOTAL FOR FUND-SCC 590 9018 (TITLE II-A IMPROVING TEACHER QUALITY FY18):	0.00	0.00	0.00	33,650.21	0.00	0.00
=====						
*****TOTAL FOR FUND-SCC 590 9019 (TITLE II-A IMPROVING TEACHER QUALITY FY19):	55,035.92	19,782.25	5,649.75	19,782.25	35,253.67	35.94
=====						
*****TOTAL FOR FUND-SCC 599 9018 (TITLE IV):	0.00	0.00	0.00	6,600.00	0.00	0.00
=====						
*****TOTAL FOR FUND-SCC 599 9019 (TITLE IV):	26,103.87	7,711.00	0.00	7,711.00	18,392.87	29.54
=====						
*****GRAND TOTALS:	32,440,027.83	13,952,989.43	2,465,797.01	31,016,766.08	18,487,038.40	43.01
=====						

*** NOTE!! ONLY ACTIVE ACCOUNTS HAVE BEEN SELECTED, TOTALS MAY EXCLUDE AMOUNTS THAT ARE RELATED TO INACTIVE ACCOUNTS. ***

LEXINGTON LOCAL SCHOOLS
 Appropriation Account Summary
 SORTED BY FUND-SCC/ACCT

FYTD Appropriated	Prior FY Carryover Encumbrances	FYTD Expendable	FYTD Actual Expenditures	MTD Actual Expenditures	Current + Future Encumbrances	FYTD Remaining Balance	FYTD Percent Exp/Enc
*****TOTAL FOR FUND-SCC 001 0000 (GENERAL FUND):							
25,276,089.00	46,429.80	25,322,518.80	10,381,255.37	2,060,186.88	1,752,697.86	13,188,565.57	47.92
*****TOTAL FOR FUND-SCC 003 0000 (PERMANENT IMPROVEMENT FUND):							
740,828.27	6,555.13	747,383.40	659,315.18	54,013.00	25,845.04	62,223.18	91.67
*****TOTAL FOR FUND-SCC 006 0000 (FOOD SERVICE FUND):							
760,280.38	366.83	760,647.21	301,121.15	69,632.76	165,190.67	294,335.39	61.30
*****TOTAL FOR FUND-SCC 007 9100 (LEXINGTON MINUTEMEN ACADEMIC SCHOLARSHIP FUND):							
8,000.00	500.00	8,500.00	0.00	0.00	5,500.00	3,000.00	64.71
*****TOTAL FOR FUND-SCC 007 9800 (TERRY McCAMMON SCHOLARSHIP FUND):							
500.00	0.00	500.00	0.00	0.00	0.00	500.00	0.00
*****TOTAL FOR FUND-SCC 018 9100 (HIGH SCHOOL PRINCIPAL'S FUND):							
12,052.00	0.00	12,052.00	1,021.99	75.36	7,921.28	3,108.73	74.21
*****TOTAL FOR FUND-SCC 018 9200 (JUNIOR HIGH PRINCIPAL'S FUND):							
4,340.00	2,380.00	6,720.00	2,855.00	475.00	3,330.09	534.91	92.04
*****TOTAL FOR FUND-SCC 018 9300 (EASTERN PRINCIPAL'S FUND):							
13,246.00	827.80	14,073.80	2,964.08	143.80	1,881.17	9,228.55	34.43
*****TOTAL FOR FUND-SCC 018 9301 (EASTERN ELEMENTARY BOOKFAIR/BOXTOPS FUND):							
6,931.00	0.00	6,931.00	3,525.93	2,886.90	12,032.04	8,626.97	224.47
*****TOTAL FOR FUND-SCC 018 9302 (EASTERN ELEMENTARY MATH):							
715.00	0.00	715.00	367.78	210.00	42.22	305.00	57.34

*** NOTE!! ONLY ACTIVE ACCOUNTS HAVE BEEN SELECTED, TOTALS MAY EXCLUDE AMOUNTS THAT ARE RELATED TO INACTIVE ACCOUNTS. ***

LEXINGTON LOCAL SCHOOLS
 Appropriation Account Summary
 SORTED BY FUND-SCC/ACCT

FYTD Appropriated	Prior FY Carryover Encumbrances	FYTD Expendable	FYTD Actual Expenditures	MTD Actual Expenditures	Current + Future Encumbrances	FYTD Remaining Balance	FYTD Percent Exp/Enc
*****TOTAL FOR FUND-SCC 018 9400 (CENTRAL PRINCIPAL'S FUND):							
5,121.00	437.96	5,558.96	349.95	0.00	1,697.96	3,511.05	36.84
*****TOTAL FOR FUND-SCC 018 9401 (CENTRAL ELEMENTARY BOOKFAIR FUND):							
5,937.00	0.00	5,937.00	1,447.45	1,447.45	2,651.55	1,838.00	69.04
*****TOTAL FOR FUND-SCC 018 9402 (CENTRAL ELEMENTARY ART):							
1,096.00	0.00	1,096.00	0.00	0.00	0.00	1,096.00	0.00
*****TOTAL FOR FUND-SCC 018 9500 (WESTERN PRINCIPAL'S FUND):							
5,039.00	473.51	5,512.51	1,963.48	0.00	873.51	2,675.52	51.46
*****TOTAL FOR FUND-SCC 018 9501 (WESTERN ELEMENTARY BOOKFAIR/BOXTOPS FUND):							
6,474.00	0.00	6,474.00	3,620.78	0.00	0.00	2,853.22	55.93
*****TOTAL FOR FUND-SCC 018 9503 (WESTERN ELEMENTARY ART):							
1,918.00	0.00	1,918.00	0.00	0.00	0.00	1,918.00	0.00
*****TOTAL FOR FUND-SCC 018 9901 (JUNIOR HIGH TEACHER ADVISORY FUND):							
109.25	0.00	109.25	0.00	0.00	0.00	109.25	0.00
*****TOTAL FOR FUND-SCC 019 9121 (CENTRAL ELEMENTARY PTO GRANTS):							
1,324.65	250.00	1,574.65	281.58	202.78	950.00	343.07	78.21
*****TOTAL FOR FUND-SCC 019 9122 (EASTERN ELEMENTARY PTO GRANTS):							
1,547.22	0.00	1,547.22	268.22	0.00	0.00	1,279.00	17.34
*****TOTAL FOR FUND-SCC 019 9123 (WESTERN ELEMENTARY PTO GRANTS):							
4,707.40	0.00	4,707.40	0.00	0.00	1,064.25	3,643.15	22.61

*** NOTE!! ONLY ACTIVE ACCOUNTS HAVE BEEN SELECTED, TOTALS MAY EXCLUDE AMOUNTS THAT ARE RELATED TO INACTIVE ACCOUNTS. ***

LEXINGTON LOCAL SCHOOLS
 Appropriation Account Summary
 SORTED BY FUND-SCC/ACCT

FYTD Appropriated	Prior FY Carryover Encumbrances	FYTD Expendable	FYTD Actual Expenditures	MTD Actual Expenditures	Current + Future Encumbrances	FYTD Remaining Balance	FYTD Percent Exp/Enc
*****TOTAL FOR FUND-SCC 019 9200 (RICHLAND COUNTY FOUNDATION GRANT PLAYGROUND):							
200.00	0.00	200.00	0.00	0.00	0.00	200.00	0.00
*****TOTAL FOR FUND-SCC 019 9218 (RICH CO FOUND-WRITE STUFF STEAM KIT):							
1,172.57	0.00	1,172.57	436.49	0.00	0.00	736.08	37.23
*****TOTAL FOR FUND-SCC 019 9301 (RICH CO FOUND/SECO ROBOTICS GRANT (HEIMANN)):							
15,600.00	0.00	15,600.00	0.00	0.00	600.00	15,000.00	3.85
*****TOTAL FOR FUND-SCC 022 9601 (OHSAA TOURNAMENT AGENCY FUND):							
74,027.00	246.56	74,273.56	17,034.54	9,786.81	54,342.79	2,896.23	96.10
*****TOTAL FOR FUND-SCC 024 0000 (EMPLOYEE BENEFITS FUND FOR MEDICAL/DENTAL):							
4,459,905.00	0.00	4,459,905.00	2,060,142.30	323,659.49	19,250.00	2,380,512.70	46.62
*****TOTAL FOR FUND-SCC 200 9101 (HIGH SCHOOL ART CLUB):							
93.76	0.00	93.76	0.00	0.00	0.00	93.76	0.00
*****TOTAL FOR FUND-SCC 200 9102 (HIGH SCHOOL DRAMA CLUB):							
17,216.00	5,110.00	22,326.00	4,444.78	0.00	910.00	16,971.22	23.98
*****TOTAL FOR FUND-SCC 200 9103 (HIGH SCHOOL MATH CLUB):							
52.70	0.00	52.70	0.00	0.00	0.00	52.70	0.00
*****TOTAL FOR FUND-SCC 200 9104 (HIGH SCHOOL LEADERSHIP COUNCIL):							
3,656.00	0.00	3,656.00	0.00	0.00	0.00	3,656.00	0.00
*****TOTAL FOR FUND-SCC 200 9105 (HIGH SCHOOL FRENCH CLUB):							
107.00	0.00	107.00	0.00	0.00	0.00	107.00	0.00

*** NOTE!! ONLY ACTIVE ACCOUNTS HAVE BEEN SELECTED, TOTALS MAY EXCLUDE AMOUNTS THAT ARE RELATED TO INACTIVE ACCOUNTS. ***

LEXINGTON LOCAL SCHOOLS
 Appropriation Account Summary
 SORTED BY FUND-SCC/ACCT

FYTD Appropriated	Prior FY Carryover Encumbrances	FYTD Expendable	FYTD Actual Expenditures	MTD Actual Expenditures	Current + Future Encumbrances	FYTD Remaining Balance	FYTD Percent Exp/Enc
*****TOTAL FOR FUND-SCC 200 9107 (HIGH SCHOOL SPANISH CLUB):							
483.00	0.00	483.00	20.00	0.00	0.00	463.00	4.14
*****TOTAL FOR FUND-SCC 200 9108 (HIGH SCHOOL LEO CLUB):							
709.00	0.00	709.00	394.05	90.48	1,605.95	1,291.00	282.09
*****TOTAL FOR FUND-SCC 200 9114 (HIGH SCHOOL STUDENT COUNCIL FUND):							
2,276.86	0.00	2,276.86	234.83	61.23	2,265.17	223.14	109.80
*****TOTAL FOR FUND-SCC 200 9115 (HIGH SCHOOL KEY CLUB):							
732.00	117.79	849.79	0.00	0.00	117.79	732.00	13.86
*****TOTAL FOR FUND-SCC 200 9116 (HIGH SCHOOL CHESS CLUB):							
321.00	0.00	321.00	0.00	0.00	0.00	321.00	0.00
*****TOTAL FOR FUND-SCC 200 9119 (HIGH SCHOOL YEARBOOK FUND):							
19,562.00	9,136.66	28,698.66	19,980.78	0.00	4,128.14	4,589.74	84.01
*****TOTAL FOR FUND-SCC 200 9120 (HIGH SCHOOL JOURNALISM FUND):							
165.00	0.00	165.00	0.00	0.00	0.00	165.00	0.00
*****TOTAL FOR FUND-SCC 200 9121 (HIGH SCHOOL NATIONAL HONOR SOCIETY):							
1,420.00	0.00	1,420.00	901.99	516.99	1,089.01	571.00	140.21
*****TOTAL FOR FUND-SCC 200 9201 (JUNIOR HIGH ART CLUB):							
481.13	0.00	481.13	0.00	0.00	0.00	481.13	0.00
*****TOTAL FOR FUND-SCC 200 9204 (JUNIOR HIGH STUDENT COUNCIL FUND):							
1,128.00	0.00	1,128.00	251.75	81.75	368.25	508.00	54.96

*** NOTE!! ONLY ACTIVE ACCOUNTS HAVE BEEN SELECTED, TOTALS MAY EXCLUDE AMOUNTS THAT ARE RELATED TO INACTIVE ACCOUNTS. ***

LEXINGTON LOCAL SCHOOLS
 Appropriation Account Summary
 SORTED BY FUND-SCC/ACCT

FYTD Appropriated	Prior FY Carryover Encumbrances	FYTD Expendable	FYTD Actual Expenditures	MTD Actual Expenditures	Current + Future Encumbrances	FYTD Remaining Balance	FYTD Percent Exp/Enc
*****TOTAL FOR FUND-SCC 200 9205 (JUNIOR HIGH LIBRARY CLUB):							
77.65	0.00	77.65	0.00	0.00	0.00	77.65	0.00
*****TOTAL FOR FUND-SCC 200 9301 (EASTERN ELEMENTARY STUDENT ACTIVITY FUND):							
1,764.00	0.00	1,764.00	0.00	0.00	500.00	1,264.00	28.34
*****TOTAL FOR FUND-SCC 200 9611 (HIGH SCHOOL INFORMED TEENS FUND):							
1,454.00	0.00	1,454.00	0.00	0.00	0.00	1,454.00	0.00
*****TOTAL FOR FUND-SCC 200 9612 (JUNIOR HIGH INFORMED TEENS FUND):							
530.00	0.00	530.00	0.00	0.00	0.00	530.00	0.00
*****TOTAL FOR FUND-SCC 300 9115 (JAZZ BAND):							
649.00	0.00	649.00	0.00	0.00	0.00	649.00	0.00
*****TOTAL FOR FUND-SCC 300 9116 (CHOIR):							
1,302.20	0.00	1,302.20	0.00	0.00	0.00	1,302.20	0.00
*****TOTAL FOR FUND-SCC 300 9206 (JUNIOR HIGH PHYS ED DEPARTMENT FUND):							
2,453.00	0.00	2,453.00	974.89	0.00	1,308.11	170.00	93.07
*****TOTAL FOR FUND-SCC 300 9600 (ATHLETIC FUND):							
222,500.00	8,272.86	230,772.86	133,565.03	17,028.21	87,569.16	9,638.67	95.82
*****TOTAL FOR FUND-SCC 300 9602 (ORCHESTRA):							
63.22	0.00	63.22	0.00	0.00	0.00	63.22	0.00
*****TOTAL FOR FUND-SCC 300 9603 (ELEMENTARY MUSIC):							
1,552.00	0.00	1,552.00	179.84	0.00	0.00	1,372.16	11.59

*** NOTE!! ONLY ACTIVE ACCOUNTS HAVE BEEN SELECTED, TOTALS MAY EXCLUDE AMOUNTS THAT ARE RELATED TO INACTIVE ACCOUNTS. ***

LEXINGTON LOCAL SCHOOLS
 Appropriation Account Summary
 SORTED BY FUND-SCC/ACCT

FYTD Appropriated	Prior FY Carryover Encumbrances	FYTD Expendable	FYTD Actual Expenditures	MTD Actual Expenditures	Current + Future Encumbrances	FYTD Remaining Balance	FYTD Percent Exp/Enc
*****TOTAL FOR FUND-SCC 300 9605 (BAND):							
232.95	0.00	232.95	0.00	0.00	0.00	232.95	0.00
*****TOTAL FOR FUND-SCC 451 9019 (Network Connectivity FY 2019):							
9,000.00	0.00	9,000.00	0.00	0.00	9,000.00	0.00	100.00
*****TOTAL FOR FUND-SCC 499 9018 (SECONDARY TRANSITION ENHANCEMENT FUND):							
0.00	1,171.00	1,171.00	1,171.00	0.00	0.00	0.00	100.00
*****TOTAL FOR FUND-SCC 499 9019 (SCHOOL SAFETY GRANT):							
13,136.25	0.00	13,136.25	0.00	0.00	0.00	13,136.25	0.00
*****TOTAL FOR FUND-SCC 516 9018 (IDEA-B SPECIAL EDUCATION FY18):							
13,319.26	27,325.14	40,644.40	40,644.40	0.00	0.00	0.00	100.00
*****TOTAL FOR FUND-SCC 516 9019 (IDEA-B SPECIAL EDUCATION FY19):							
560,754.29	0.00	560,754.29	148,104.56	28,451.20	303,149.16	109,500.57	80.47
*****TOTAL FOR FUND-SCC 572 9018 (TITLE I FY18):							
34,567.08	378.00	34,945.08	34,945.08	0.00	0.00	0.00	100.00
*****TOTAL FOR FUND-SCC 572 9019 (TITLE I FY19):							
269,150.14	0.00	269,150.14	82,098.07	22,506.12	26,145.80	160,906.27	40.22
*****TOTAL FOR FUND-SCC 587 9018 (EARLY CHILDHOOD SPECIAL EDUCATION IDEA FY18):							
4,410.28	4,410.28	0.00	0.00	0.00	0.00	0.00	0.00
*****TOTAL FOR FUND-SCC 587 9019 (EARLY CHILDHOOD SPECIAL EDUCATION IDEA FY19):							
28,685.67	0.00	28,685.67	3,882.75	1,344.32	14,809.59	9,993.33	65.16

*** NOTE!! ONLY ACTIVE ACCOUNTS HAVE BEEN SELECTED, TOTALS MAY EXCLUDE AMOUNTS THAT ARE RELATED TO INACTIVE ACCOUNTS. ***

LEXINGTON LOCAL SCHOOLS
 Appropriation Account Summary
 SORTED BY FUND-SCC/ACCT

FYTD Appropriated	Prior FY Carryover Encumbrances	FYTD Expendable	FYTD Actual Expenditures	MTD Actual Expenditures	Current + Future Encumbrances	FYTD Remaining Balance	FYTD Percent Exp/Enc
*****TOTAL FOR FUND-SCC 590 9019 (TITLE II-A IMPROVING TEACHER QUALITY FY19):							
55,035.92	0.00	55,035.92	22,233.35	7,411.11	0.00	32,802.57	40.40
=====							
*****TOTAL FOR FUND-SCC 599 9018 (TITLE IV):							
3,400.00-	3,400.00	0.00	0.00	0.00	0.00	0.00	0.00
=====							
*****TOTAL FOR FUND-SCC 599 9019 (TITLE IV):							
26,103.87	0.00	26,103.87	7,711.00	0.00	769.00	17,623.87	32.49
=====							
*****GRAND TOTALS:							
32,690,083.41	117,789.32	32,807,872.73	13,939,709.42	2,600,211.64	2,509,605.56	16,358,557.75	50.14
=====							

*** NOTE!! ONLY ACTIVE ACCOUNTS HAVE BEEN SELECTED, TOTALS MAY EXCLUDE AMOUNTS THAT ARE RELATED TO INACTIVE ACCOUNTS. ***