


# LEXINGTON LOCAL SCHOOLS



---

FINANCIAL REPORT  
FOR THE PERIOD ENDING  
NOVEMBER 30, 2017

---

PREPARED BY  
JASON WHITESEL, TREASURER

DATE: 12/04/2017  
TIME: 09:29

LEXINGTON LOCAL SCHOOLS  
CASH RECONCILIATION AS OF 11/30/2017

PAGE: 1  
(USAEMSED)

	SUB-TOTALS	TOTALS
	-----	-----
Gross Depository Balances:		
RICHLAND BANK MMA 5719	\$ 4,061,438.94	
RICHLAND BANK SWEEP ACCT 3520	882,983.41	
RICHLAND BANK GENERAL ACCT 0580	300,721.00	
RICHLAND BANK ANTHEM SWEEP 3523	1,088,336.37	
RICHLAND BANK EE BENEFITS 3180	0.00	
RICHLAND BANK PAYROLL ACCT 9780	8,586.82	
RICHLAND BANK ATHLETIC ACCT 3280	4,715.00	
	-----	
Total Depository Balances (Gross)		\$ 6,346,781.54
Adjustments to Bank Balance:		
Cash in Transit to Bank	\$ 5,750.95	
Outstanding Checks	194,135.22-	
Adjustments	826.34-	
Outstanding Vision Payment -\$40.21		
Municipal Income Tax -\$786.13		
	-----	
Total Adjustments to Bank Balance		189,210.61-
Investments:		
Treasury Bonds and Notes	\$ 1,075,284.50	
Certificate of Deposits	3,950,000.00	
Other Securities	0.00	
Other Investments:		
Richland Bank - Money Market	50,284.02	
	-----	
Total Investments		5,075,568.52
Cash on Hand:		
Petty Cash:		
TREASURER'S OFFICE	\$ 100.00	
HIGH SCHOOL	50.00	
JUNIOR HIGH SCHOOL	50.00	
EASTERN, CENTRAL, WESTERN	150.00	
Change Cash:		
ATHLETIC CHANGE	\$ 3,000.00	
CAFETERIA CHANGE	440.00	
JUNIOR HIGH SCHOOL	100.00	
Cash with Fiscal Agent	0.00	
	-----	
Total Cash on Hand		3,890.00
		-----
Total Balances		\$ 11,237,029.45
		=====
Total Fund Balance		\$ 11,237,029.45
		=====
Depository Clearance Accounts:		
	-----	
Total Clearance Account Balances		\$ 0.00

*James L. Whitfield*

November 01, 2017 To November 30, 2017

Account Name : Lexington Local SD Managing Agency

Account No : 5750

## Summary Of Investment Holdings

Quantity	Description		Unit Value	Market Value	Tax Cost	Estimated Ann Inc	Yield To Mkt
<b>Money Market - Taxable</b>							
50,284.02	Northern Instl Government Select Portfolio		1.0000	50,284.02	50,284.02	472.67	0.94%
<b>Totals</b>				<b>50,284.02</b>	<b>50,284.02</b>	<b>472.67</b>	<b>0.94%</b>
<b>Marketable CD</b>							
200,000	Wells Fargo Bank NA	1.000%	12/06/2017	100.0002	200,000.40	2,000.00	1.00%
150,000	Comenity Capital Bank	1.150%	08/29/2018	99.6129	149,419.35	1,725.00	1.15%
200,000	Franklin Synergy Bank	1.100%	10/09/2018	99.8072	199,614.40	2,200.00	1.10%
200,000	Farm Bureau Bank NV	1.100%	12/17/2018	99.4956	198,991.20	2,200.00	1.11%
150,000	Ally Bank Midvale UT	1.450%	02/11/2019	99.9969	149,995.35	2,175.00	1.45%
200,000	Capital One Bank USA	1.200%	08/12/2019	98.8811	197,762.20	2,400.00	1.21%
100,000	First Financial NW Inc WA	1.450%	08/19/2019	99.4865	99,486.50	1,450.00	1.46%
200,000	Abacus Federal Svcs Bk NY	1.250%	09/17/2019	99.0591	198,118.20	2,500.00	1.26%
200,000	Alma Bank NY	1.300%	06/10/2020	98.4000	196,800.00	2,600.00	1.32%
150,000	Community Fin'l Svcs Bk KY	1.500%	08/19/2020	98.6880	148,032.00	2,250.00	1.52%
200,000	Marlin Business Bank	1.850%	10/13/2020	99.4907	198,981.40	3,700.00	1.86%
175,000	Unison Bank	1.500%	11/25/2020	99.8784	174,787.20	2,625.00	1.50%
200,000	Goldman Sachs Bank USA	1.850%	02/17/2021	99.2884	198,576.80	3,700.00	1.86%
200,000	MB Financial Bank NA	1.400%	03/30/2021	97.0011	194,002.20	2,800.00	1.44%
100,000	BankVista Sartell MN	1.400%	04/06/2021	97.7759	97,775.90	1,400.00	1.43%
200,000	Bank of Santa Clarita CA	1.400%	04/15/2021	97.7547	195,509.40	2,800.00	1.43%
125,000	HSBC Bank USA	2.150%	07/26/2021	100.1496	125,187.00	2,687.50	2.15%
200,000	Steams Bank NA	1.950%	09/29/2021	99.3758	198,751.60	3,900.00	1.96%
200,000	Bridgewater BK Bloom MN	1.900%	02/28/2022	98.7939	197,587.80	3,800.00	1.92%
200,000	Continental Bank UT	1.900%	06/22/2022	98.3550	196,710.00	3,800.00	1.93%
200,000	American Expr Centurion	2.400%	09/12/2022	100.0167	200,033.40	4,800.00	2.40%
200,000	Discover Bank	2.250%	09/27/2022	99.5320	199,064.00	4,500.00	2.26%

November 01, 2017 To November 30, 2017

Account Name : Lexington Local SD Managing Agency

Account No : 5750

## Summary Of Investment Holdings

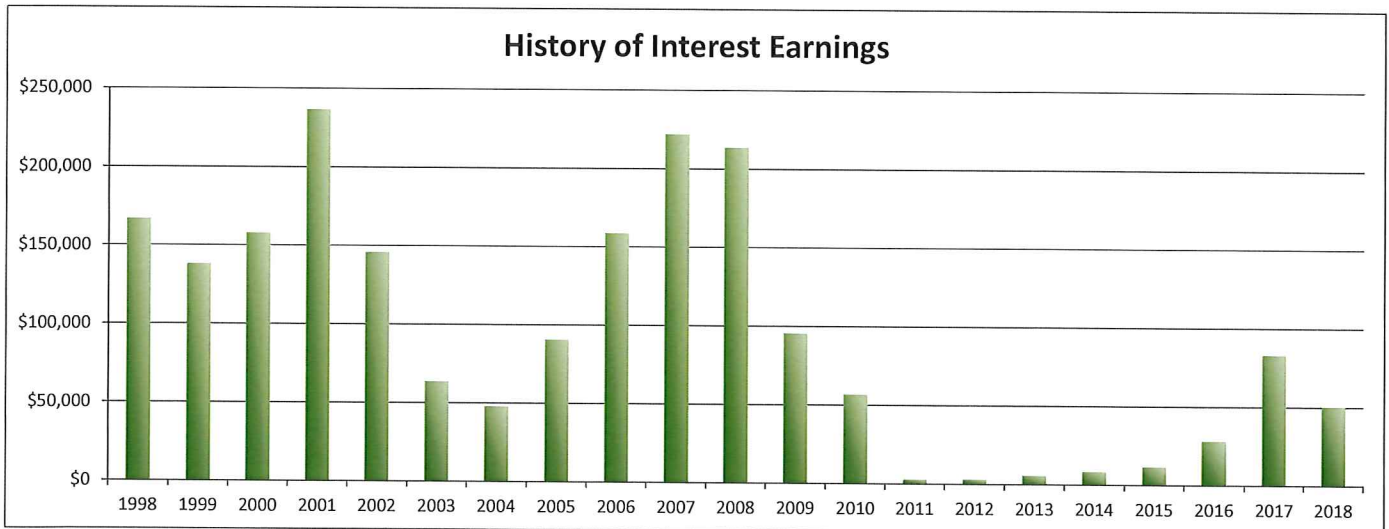
Quantity	Description			Unit Value	Market Value	Tax Cost	Estimated Ann Inc To Mkt	Yield
<i>Totals</i>					3,915,186.30	3,950,000.00	62,012.50	1.58%
<u>U.S. Govt Agy/Exempt State</u>								
125,000	FHLB	1.050%	06/04/2018	99.7307	124,663.38	124,987.50	1,312.50	1.05%
150,000	FHLB	1.000%	08/28/2018	99.5559	149,333.85	150,000.00	1,500.00	1.00%
<i>Totals</i>					273,997.23	274,987.50	2,812.50	1.03%
<u>U.S. Govt Agy/Nonexempt State</u>								
300,000	FHLMC	1.350%	03/29/2019	99.4732	298,419.60	300,297.00	4,050.00	1.36%
200,000	FHLMC	1.300%	10/25/2019	98.8369	197,673.80	200,000.00	2,600.00	1.32%
300,000	FNMA	1.300%	07/28/2020	98.4010	295,203.00	300,000.00	3,900.00	1.32%
<i>Totals</i>					791,296.40	800,297.00	10,550.00	1.33%
<i>Grand Total</i>					5,030,763.95	5,075,568.52	75,847.67	1.51%

**LEXINGTON LOCAL SCHOOLS**  
**INVESTMENT REPORT FOR THE MONTH ENDING**  
**NOVEMBER 30, 2017**

<b>INTEREST EARNED:</b>	<b>THIS MONTH</b>	<b>FISCAL YEAR TO DATE</b>
Richland Bank, General Sweep	\$663.91	\$5,325.82
Richland Bank, General MMA	\$3,470.13	\$20,204.21
Richland Bank, Anthem Sweep	\$695.12	\$2,907.17
Star Ohio	\$0.00	\$0.00
CDs, Bonds, and other investments	\$2,632.92	\$22,119.92
<b>TOTAL INTEREST RECEIVED</b>	<b>\$7,462.08</b>	<b>\$50,557.12</b>

<b>History of Interest Earnings</b>	<b>Fiscal Year</b>	<b>Interest Earnings</b>
	1998	\$ 167,057.52
	1999	\$ 138,113.69
	2000	\$ 157,991.72
	2001	\$ 236,839.79
	2002	\$ 146,052.34
	2003	\$ 63,712.36
	2004	\$ 47,970.95
	2005	\$ 90,719.94
	2006	\$ 158,724.51
	2007	\$ 221,998.86
	2008	\$ 213,660.34
	2009	\$ 95,639.63
	2010	\$ 56,860.22
	2011	\$ 3,001.78
	2012	\$ 3,090.00
	2013	\$ 5,758.97
	2014	\$ 8,349.92
	2015	\$ 11,765.22
	2016	\$ 28,300.22
	2017	\$ 83,194.26
<b>FISCAL Year To Date</b>	<b>2018</b>	<b>\$50,557.12</b>

**Total Interest Earnings 1998 to Present \$ 1,989,359.36**



Processing Month: November 2017

(FINSUM)

## LEXINGTON LOCAL SCHOOLS

Fnd	Sc	Description	Beginning Balance	MTD Revenues	FYTD Revenues	MTD Expenditures	FYTD Expenditures	Current Available Balance
001	0000	GENERAL FUND	9,518,883.84	1,706,701.82	10,609,783.38	2,061,888.76	9,930,571.26	10,198,095.96
001	9412	GENERAL BUDGET RESERVE SE	87,928.97	.00	.00	.00	.00	87,928.97
002	0000	BOND RETIREMENT FUND	1,925.89	.00	.00	.00	.00	1,925.89
003	0000	PERMANENT IMPROVEMENT FUN	97,922.89	41,850.58	306,592.04	13,408.27	706,323.03	301,808.10-
006	0000	FOOD SERVICE FUND	12.48	125,000.51	231,779.77	67,381.06	296,621.66	64,829.41-
007	9100	LEXINGTON MINUTEMEN ACADE	14,832.85	971.35	3,889.98	.00	1,658.72	17,064.11
007	9800	TERRY McCAMMON SCHOLARSHI	13,193.28	8.48	53.65	.00	500.00	12,746.93
018	9100	HIGH SCHOOL PRINCIPAL'S F	2,582.65	873.39	3,550.92	859.57	3,804.62	2,328.95
018	9200	JUNIOR HIGH PRINCIPAL'S F	1,836.16	.00	4,728.38	.00	481.50	6,083.04
018	9300	EASTERN PRINCIPAL'S FUND	9,419.21	3,526.36	5,614.60	3,321.80	6,951.14	8,082.67
018	9301	EASTERN ELEMENTARY BOOKFA	10,291.12	.00	.00	23.97	556.19	9,734.93
018	9302	EASTERN ELEMENTARY MATH	1,072.16	1,226.00	1,226.00	120.94	120.94	2,177.22
018	9400	CENTRAL PRINCIPAL'S FUND	7,558.44	14.00	1,756.14	47.34	1,515.23	7,799.35
018	9401	CENTRAL ELEMENTARY BOOKFA	3,701.28	.00	3,314.95	2,289.17	3,605.88	3,410.35
018	9402	CENTRAL ELEMENTARY ART	1,109.00	.00	.00	.00	.00	1,109.00
018	9500	WESTERN PRINCIPAL'S FUND	12,077.85	225.84	3,761.33	.00	2,131.40	13,707.78
018	9501	WESTERN ELEMENTARY BOOKFA	2,986.55	76.48	4,345.82	4,203.34	4,827.87	2,504.50
018	9503	WESTERN ELEMENTARY ART	839.42	.00	.00	.00	.00	839.42
018	9901	JUNIOR HIGH TEACHER ADVIS	109.25	.00	.00	.00	.00	109.25
019	9001	ACADEMIC BOOSTERS GRANTS	769.07	.00	.00	.00	.00	769.07
019	9121	CENTRAL ELEMENTARY PTO GR	811.03	13.01	1,073.01	.00	446.53	1,437.51
019	9122	EASTERN ELEMENTARY PTO GR	2,355.89	12.99	1,072.97	2,184.50	3,150.80	278.06
019	9123	WESTERN ELEMENTARY PTO GR	3,808.64	13.00	1,072.97	395.92	1,141.04	3,740.57
019	9200	RICHLAND COUNTY FOUNDATIO	200.00	.00	.00	.00	.00	200.00
019	9208	RICHLAND CO FOUND-BUILD A	10.32	.00	.00	.00	.00	10.32
019	9209	RICH CO FOUND-LEARN TO RE	59.95	.00	.00	.00	.00	59.95
019	9210	RICH CO FOUND-MULTI-SENS	.46	.00	.00	.00	.00	.46
019	9211	RICH CO FOUND-BEE AWARENE	17.58	.00	.00	.00	.00	17.58
019	9212	RICH CO FOUND-DONT LET TH	19.17	.00	.00	.00	.00	19.17
019	9213	RICH CO FOUND-BRAIN GAMES	.00	.00	1,500.00	.00	529.07	970.93
019	9214	RICH CO FOUND-TALKING SEN	.00	.00	1,269.63	.00	538.72	730.91
019	9215	RICH CO FOUND-SEE THE CIV	.00	.00	117.55	.00	.00	117.55
019	9216	RICH CO FOUND-SCIENCE OLY	.00	.00	1,500.00	286.07	686.68	813.32
019	9217	RICH CO FOUND-KICK BACK W	.00	.00	902.25	.00	902.25	.00
019	9502	RICHLAND CO HMG SENSORY G	2,000.00	.00	.00	.00	2,000.00	.00
022	9601	OHSAA TOURNAMENT AGENCY F	2,257.26	9,108.00	20,594.56	14,938.19	16,081.01	6,770.81
024	0000	EMPLOYEE BENEFITS FUND FO	920,435.01	394,314.31	1,938,008.44	207,719.23	1,770,147.29	1,088,296.16
200	9101	HIGH SCHOOL ART CLUB	93.76	.00	.00	.00	.00	93.76
200	9102	HIGH SCHOOL DRAMA CLUB	31,925.52	.00	.00	16.00	2,266.00	29,659.52
200	9103	HIGH SCHOOL MATH CLUB	52.70	.00	.00	.00	.00	52.70
200	9104	HIGH SCHOOL LEADERSHIP CO	414.45	.00	3,282.00	.00	.00	3,696.45
200	9105	HIGH SCHOOL FRENCH CLUB	177.37	74.00	156.00	.00	.00	333.37
200	9107	HIGH SCHOOL SPANISH CLUB	774.97	.00	.00	.00	.00	774.97
200	9108	HIGH SCHOOL LED CLUB	2,948.88	427.50	760.34	27.95	118.53	3,590.69
200	9114	HIGH SCHOOL STUDENT COUNC	2,876.98	.00	480.00	108.53	565.67	2,791.31
200	9115	HIGH SCHOOL KEY CLUB	1,767.62	400.00	400.00	.00	.00	2,167.62

Processing Month: November 2017  
LEXINGTON LOCAL SCHOOLS

Fnd	Scc	Description	Beginning Balance	MTD Revenues	FYTD Revenues	MTD Expenditures	FYTD Expenditures	Current Available Balance
200	9116	HIGH SCHOOL CHESS CLUB	321.00	.00	.00	.00	.00	321.00
200	9119	HIGH SCHOOL YEARBOOK FUND	53,327.14	2,107.73	6,987.73	.00	7,734.80	52,580.07
200	9120	HIGH SCHOOL JOURNALISM FU	665.44	.00	.00	.00	.00	665.44
200	9121	HIGH SCHOOL NATIONAL HONO	641.21	.00	890.00	.00	892.73	638.48
200	9201	JUNIOR HIGH ART CLUB	389.63	.00	95.50	.00	.00	485.13
200	9204	JUNIOR HIGH STUDENT COUNC	296.50	.00	1,075.50	23.02	173.02	1,198.98
200	9205	JUNIOR HIGH LIBRARY CLUB	631.15	.00	553.50-	.00	.00	77.65
200	9301	EASTERN ELEMENTARY STUDEN	670.03	.00	829.62	360.00	1,009.62	490.03
200	9611	HIGH SCHOOL INFORMED TEEN	913.63	.00	1,402.00	.00	1,402.00	913.63
200	9612	JUNIOR HIGH INFORMED TEEN	202.90	97.00	160.00	50.00	50.00	312.90
300	9115	JAZZ BAND	2,327.81	.00	.00	.00	.00	2,327.81
300	9116	CHOIR	902.20	.00	.00	.00	.00	902.20
300	9206	JUNIOR HIGH PHYS ED DEPAR	2,560.68	490.00	1,590.00	.00	1,076.68	3,074.00
300	9210	JR HIGH INSTRUMENTAL	41.03	.00	.00	.00	.00	41.03
300	9600	ATHLETIC FUND	22,543.12	14,223.00	139,769.52	13,109.38	130,604.87	31,707.77
300	9602	ORCHESTRA	63.22	.00	.00	.00	.00	63.22
300	9603	ELEMENTARY MUSIC	1,362.38	.00	.00	18.00	41.47	1,320.91
300	9605	BAND	232.95	.00	.00	.00	.00	232.95
451	9018	Network Connectivity FY 2	.00	4,500.00	4,500.00	.00	9,000.00	4,500.00-
516	9017	IDEA-B SPECIAL EDUCATION	41,548.28-	.00	59,949.37	.00	18,401.09	.00
516	9018	IDEA-B SPECIAL EDUCATION	.00	35,929.53	86,271.86	22,596.23	94,645.03	8,373.17-
572	9017	TITLE I FY17	88,024.70-	.00	109,634.66	.00	21,609.96	.00
572	9018	TITLE I FY18	.00	31,241.39	84,282.31	22,638.62	87,487.15	3,204.84-
587	9017	EARLY CHILDHOOD SPECIAL E	293.23-	.00	293.23	.00	.00	.00
587	9018	EARLY CHILDHOOD SPECIAL E	.00	.00	404.86	.00	404.86	.00
590	9018	TITLE II-A IMPROVING TEAC	.00	6,981.74	20,201.71	6,950.34	20,851.02	649.31-
Grand Total All Funds			10,720,285.73	2,380,408.01	13,670,371.05	2,444,966.20	13,153,627.33	11,237,029.45
Total Invested Funds			.00					

DATE: 12/04/2017  
TIME: 09:03:04OHIO DEPARTMENT OF EDUCATION - OFFICE OF SCHOOL MANAGEMENT ASSISTANCE  
ANNUAL SPENDING PLAN (CURRENT OPERATION - GENERAL FUND ONLY - O.R.C. 5705.391)

PAGE: 1

SCHOOL DISTRICT: LEXINGTON LOCAL SCHOOLS

IRM # 049437

COUNTY: RICHLAND

FISCAL YEAR: 2018 MONTH: 11

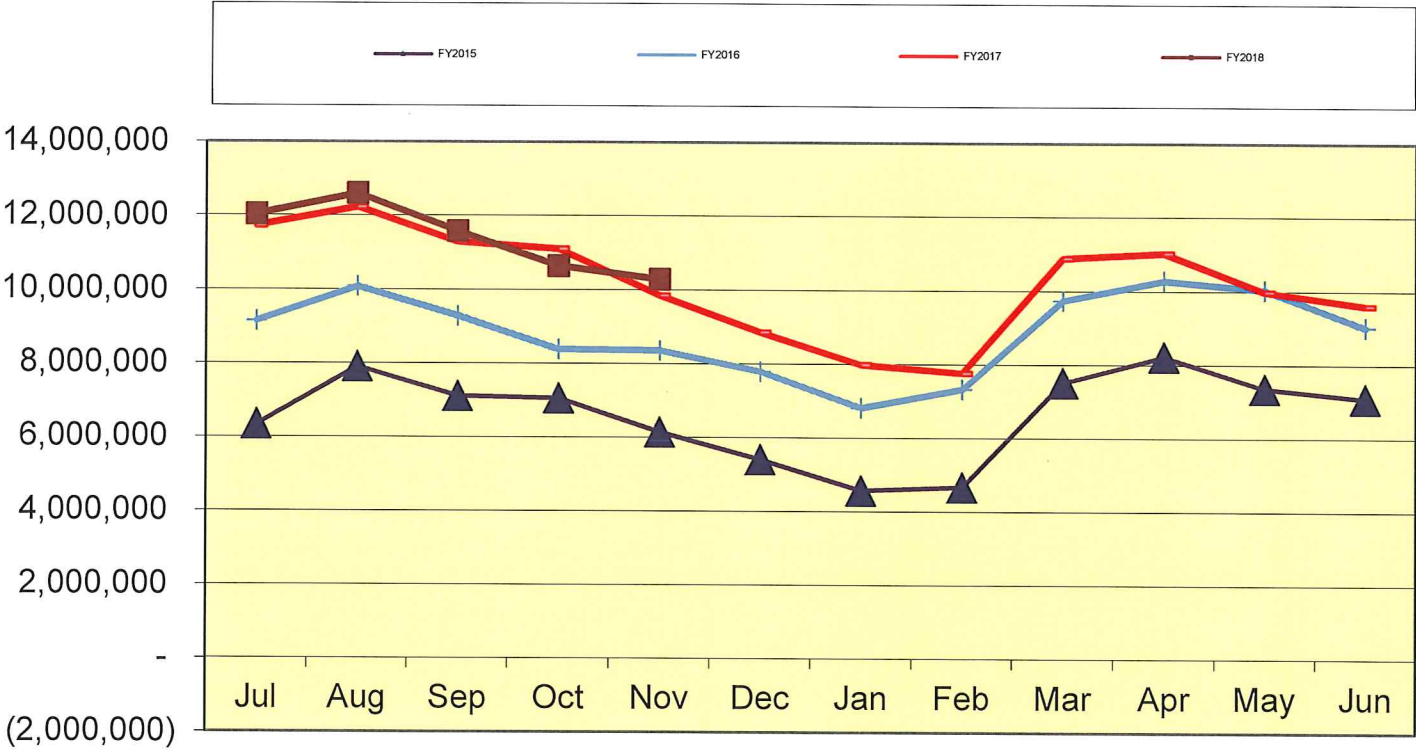
	MONTHLY ESTIMATE	MONTHLY ACTUAL	MONTHLY DIFFERENCE	FISCAL YTD ESTIMATE	FISCAL YTD ACTUAL	FISCAL YTD DIFFERENCE
<b>REVENUES</b>						
01.010 General Property (Real Estate)	0	0	0	4,633,943	4,633,374	569-
01.020 Tangible Personal Property Tax	0	0	0	259,510	259,510	0
01.030 Income Tax	0	0	0	0	0	0
01.035 Unrestricted Grants-in-Aid	850,000	863,589	13,589	4,294,000	4,466,591	172,591
01.040 Restricted Grants-in-Aid	6,600	5,200	1,400-	33,000	29,574	3,426-
01.045 Restricted Grants-in-Aid - SFSF	0	0	0	0	0	0
01.050 Property Tax Allocation	0	819,878	819,878	884,500	876,492	8,008-
01.060 All Other Operating Revenue	35,000	20,715	14,285-	175,000	230,985	55,985
01.070 Total Revenue	891,600	1,709,382	817,782	10,279,953	10,496,526	216,573
<b>OTHER FINANCING SOURCES</b>						
02.010 Proceeds from Sale of Notes	0	0	0	0	0	0
02.020 State Emergency Loans & Advancements (Approved)	0	0	0	0	0	0
02.040 Operating Transfers-In	0	0	0	0	0	0
02.050 Advances-In	0	0	0	0	0	0
02.060 All Other Financing Sources	0	2,680-	2,680-	30,000	113,259	83,259
02.070 Total Other Financing Sources	0	2,680-	2,680-	30,000	113,259	83,259
02.080 Total Revenues and Other Financing Sources	891,600	1,706,702	815,102	10,309,953	10,609,785	299,832
<b>EXPENDITURES</b>						
03.010 Personal Services	1,098,400	1,105,386	6,986	5,128,400	5,221,618	93,218
03.020 Employees' Retirement/Insurance Benefits	512,000	495,063	16,937-	2,542,000	2,515,789	26,211-
03.030 Purchased Services	315,000	383,427	68,427	1,510,000	1,540,679	30,679
03.040 Supplies and Materials	45,000	64,745	19,745	443,000	459,326	16,326
03.050 Capital Outlay	5,000	10,272	5,272	77,500	75,520	1,980-
03.060 Intergovernmental	0	0	0	0	0	0
04.010 Debt Services: All Principal (Historical)	0	0	0	0	0	0
04.020 Debt Services: Principal - Notes	0	0	0	0	0	0
04.030 Debt Service: Principal - State Loans	0	0	0	0	0	0
04.040 Debt Service: Principal - State Advancements	0	0	0	0	0	0
04.050 Debt Service: Principal - HB 264 Loans	0	0	0	0	0	0
04.055 Debt Service: Principal - Other	0	0	0	0	0	0
04.060 Debt Service: Interest and Fiscal Charges	0	0	0	0	0	0
04.300 Other Objects	5,500	2,996	2,504-	126,500	117,640	8,860-
04.500 Total Expenditures	1,980,900	2,061,889	80,989	9,827,400	9,930,572	103,172
<b>OTHER FINANCING USES</b>						
05.010 Operating Transfers - Out	0	0	0	0	0	0
05.020 Advances - Out	0	0	0	0	0	0
05.030 All Other Financing Uses	0	0	0	0	0	0
05.040 Total Other Financing Uses	0	0	0	0	0	0
05.050 Total Expenditure and Other Financing Uses	1,980,900	2,061,889	80,989	9,827,400	9,930,572	103,172
06.010 Excess Rev & Oth Financing Sources over(under) Exp &	1,089,300-	355,187-	734,113	482,553	679,213	196,660
07.010 Beginning Cash Balance	11,178,666	10,641,213	537,453-	9,606,813	9,606,813	0
07.020 Ending Cash Balance	10,089,366	10,286,026	196,660	10,089,366	10,286,026	196,660
08.010 Outstanding Encumbrances	1,500,000	1,785,985	285,985	1,500,000	1,785,985	285,985



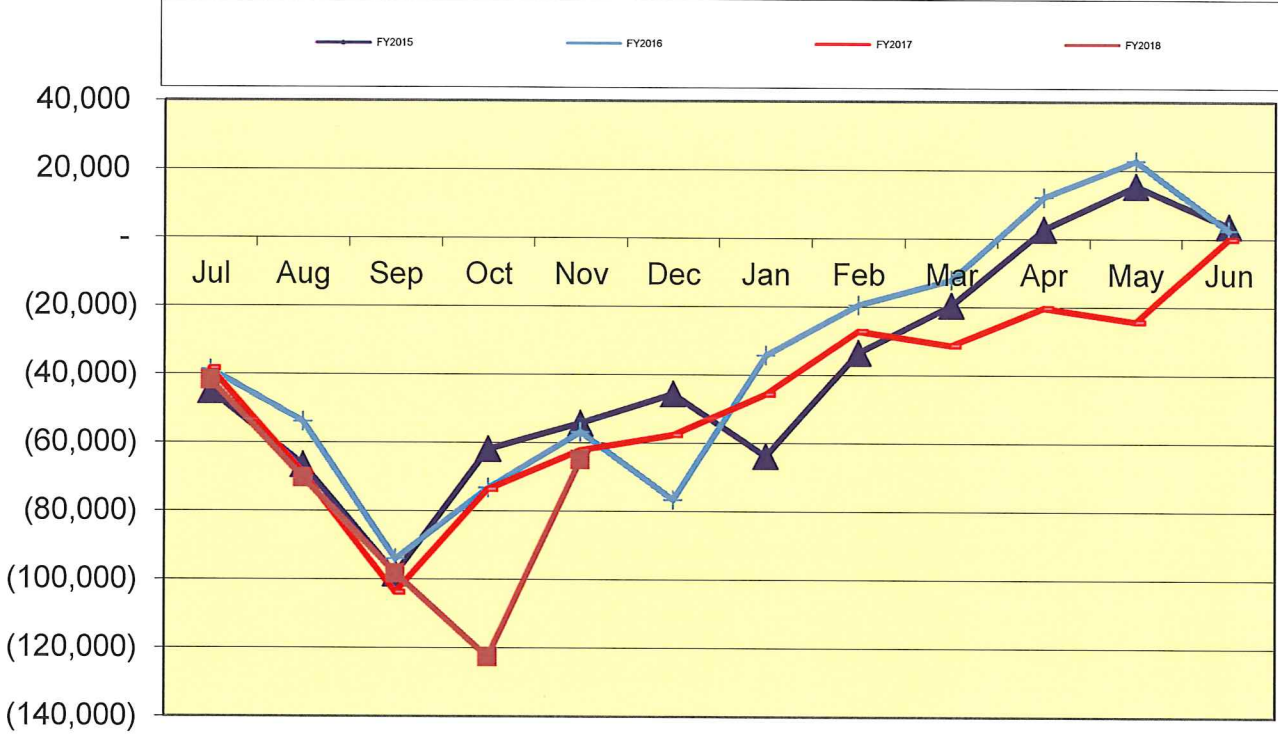
**LEXINGTON LOCAL SCHOOL DISTRICT  
GENERAL FUND ONLY 2017-18  
SUMMARY OF RECEIPTS AND EXPENDITURES - FIVE YEAR FORECAST FORMAT**

LINE	DESCRIPTION	11/30/2017	FISCAL YEAR TO DATE Estimate	FISCAL YEAR TO DATE Actual	VARIANCE Estimate vs. Actual	PERCENT of VARIANCE
LINE 7.010	BEGINNING CASH BALANCE			\$ 9,606,813		
<b>REVENUES</b>						
LINE 1.010	Real Estate Tax	\$ 4,633,943	\$ 4,633,374	\$ 4,633,374	(\$569)	-0.01%
LINE 1.020	Personal Property Tax	\$ 259,510	\$ 259,510	\$ 259,510	\$0	0.00%
LINE 1.030	Income Tax	\$ -	\$ -	\$ -	\$0	
LINE 1.035	State Funding	\$ 4,294,000	\$ 4,466,591	\$ 4,466,591	\$172,591	4.02%
LINE 1.040	Career Tech / Economic Disadv.	\$ 33,000	\$ 29,574	\$ 29,574	(\$3,426)	-10.38%
LINE 1.050	Property Tax Allocation	\$ 884,500	\$ 876,492	\$ 876,492	(\$8,008)	-0.91%
LINE 1.060	Other Operating Revenue	\$ 175,000	\$ 230,985	\$ 230,985	\$55,985	31.99%
LINE 1.070	TOTAL REVENUE	\$ 10,279,953	\$ 10,496,526	\$ 10,496,526	\$216,573	2.11%
<b>EXPENSES</b>						
LINE 2.01	Proceeds from Notes	\$ -	\$ -	\$ -	\$0	
LINE 2.04	Transfers In	\$ -	\$ -	\$ -	\$0	
LINE 2.050	Advances In	\$ -	\$ -	\$ -	\$0	#DIV/0!
LINE 2.060	Other Financing Sources	\$ 30,000	\$ 113,259	\$ 113,259	\$83,259	277.53%
LINE 2.070	TOTAL OTHER SOURCES	\$ 30,000	\$ 113,259	\$ 113,259	\$83,259	277.53%
LINE 2.080	TOTAL REVENUES & Sources	\$ 10,309,953	\$ 10,609,785	\$ 10,609,785	\$299,832	2.91%
<b>EXPENSES</b>						
LINE 3.010	Salaries	\$ 5,128,400	\$ 5,221,618	\$ 5,221,618	(\$93,218)	-1.82%
LINE 3.020	Retirement and Benefits	\$ 2,542,000	\$ 2,515,789	\$ 2,515,789	\$26,211	1.03%
LINE 3.030	Purchased Services	\$ 1,510,000	\$ 1,540,679	\$ 1,540,679	(\$30,679)	-2.03%
LINE 3.040	Supplies and Materials	\$ 443,000	\$ 459,326	\$ 459,326	(\$16,326)	-3.69%
LINE 3.050	Capital Outlay and Equipment	\$ 77,500	\$ 75,520	\$ 75,520	\$1,980	2.55%
LINE 3.06	INTERGOVERNMENTAL	\$ -	\$ -	\$ -	\$0	
LINE 4.020	DEBT SERVICE - Notes	\$ -	\$ -	\$ -	\$0	
LINE 4.060	DEBT SERVICE - Interest charges	\$ -	\$ -	\$ -	\$0	
LINE 4.300	Other Objects	\$ 126,500	\$ 117,640	\$ 117,640	\$8,860	7.00%
LINE 4.500	TOTAL EXPENDITURES	\$ 9,827,400	\$ 9,930,572	\$ 9,930,572	(\$103,172)	-1.05%
LINE 5.00	TRANSFERS OUT	\$ -	\$ -	\$ -	\$0	
LINE 5.02	ADVANCES OUT	\$ -	\$ -	\$ -	\$0	
LINE 5.03	ALL OTHER USES	\$ -	\$ -	\$ -	\$0	
LINE 5.040	TOTAL OTHER USES	\$ -	\$ -	\$ -	\$0	
LINE 5.050	TOTAL EXPENDITURES & USES	\$ 9,827,400	\$ 9,930,572	\$ 9,930,572	(\$103,172)	-1.05%
		Estimate	Actual	Variance		
LINE 6.010	REVENUES OVER EXPENSES	\$ 482,553	\$ 679,213	\$ 196,660		
LINE 7.020	ENDING CASH BALANCE	\$ 10,089,366	\$ 10,286,026	\$ 196,660		
	Less Reserves	\$ (87,929)	\$ (87,929)	\$ -		
LINE 8.010	Less Outstanding Encumbrances	\$ (1,500,000)	\$ (1,785,985)	\$ (285,985)	19.07%	
LINE 15.010	Unreserved Fund Balance	\$ 8,501,437	\$ 8,412,112	\$ (89,325)	-1.05%	
		Estimate	Actual	Benchmark Yr. End		
	Salaries/Benefits as % of Revenue	74.6%	73.7%	80.1% or below		
	True Days Cash - Calendar Days on which can operate	132	130	90 or above optimal		

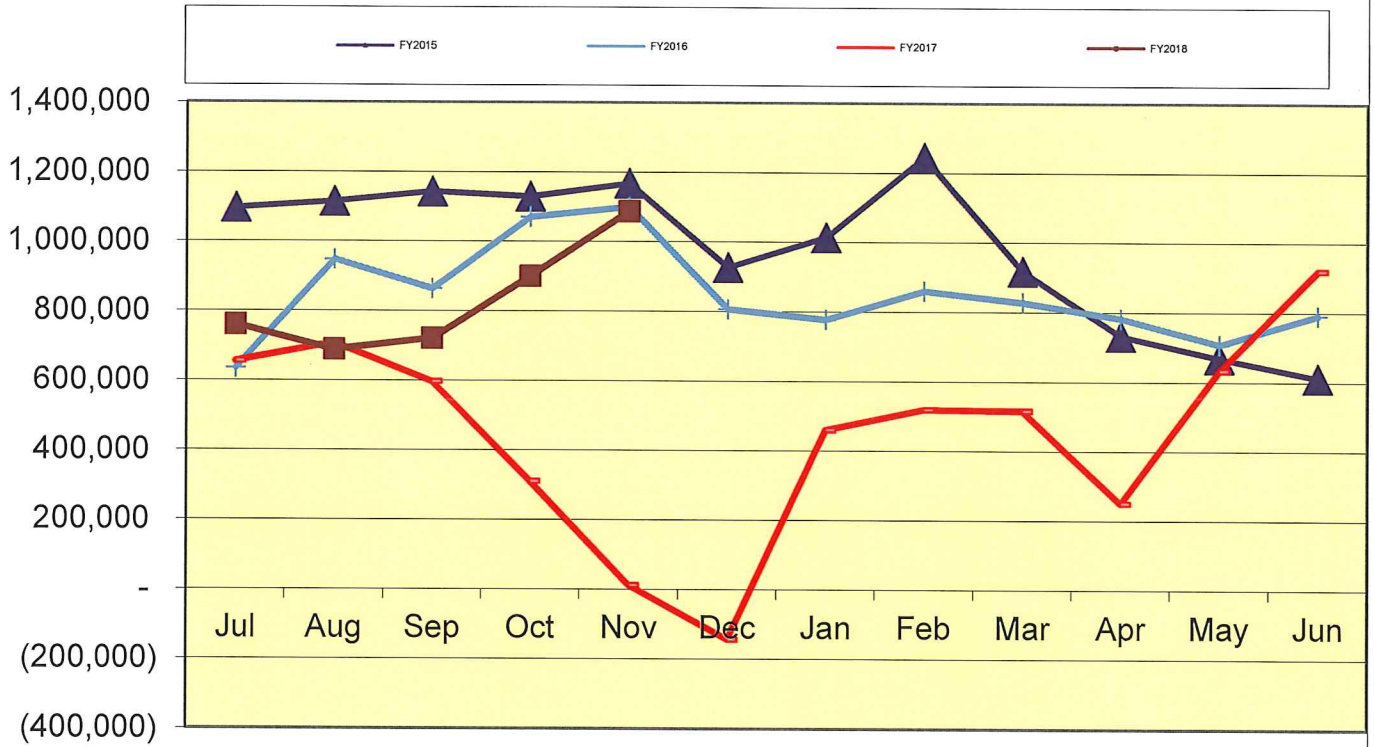
### Lexington Local Schools General Fund Cash Balance



### Lexington Local Schools Food Service Fund Cash Balance



### Lexington Local Schools Employee Benefits Fund Cash Balance



Lexington Local Schools

Permanent Improvement Fund  
11/30/2017

	Budgeted Amount	Actual Fiscal Year Expended	Current Encumbrances	Expenses / Encumbrances Over/Under Estimate	Remaining Estimated PI Project Costs
<b>Instruction and Administration</b>					
JH Science Lab	\$ 7,817.40	\$ 5,678.71	\$ -	\$2,138.69	\$2,138.69
Go Math (Western/Central/Eastern)	\$ 8,208.00	\$ 8,208.00	\$ -	\$0.00	\$0.00
JH PE Equipment	\$ 510.53	\$ 210.52	\$ -	\$300.01	\$300.01
Western Classroom Storage/Activity Table	\$ 1,198.55	\$ 1,046.93	\$ 82.00	\$69.62	\$0.00
Curriculum Cubicle Equipment	\$ 1,085.00	\$ 1,085.00	\$ -	\$0.00	\$0.00
Western Classroom Activity Table	\$ 965.77	\$ 865.01	\$ -	\$100.76	\$0.00
Central Storage Cabinet	\$ 1,238.86	\$ 1,238.86	\$ -	\$0.00	\$0.00
Central Playground Equipment	\$ 1,866.15	\$ 1,741.48	\$ -	\$124.67	\$0.00
Central Classroom Roller Map	\$ 170.42	\$ 170.42	\$ -	\$0.00	\$0.00
HS Graphing Calculators	\$ 3,532.30	\$ 3,149.70	\$ -	\$382.60	\$0.00
Central Grade 2 Smart Sets	\$ 2,294.00	\$ 2,142.00	\$ -	\$152.00	\$0.00
HS Psychology Textbooks	\$ 6,006.82	\$ 5,841.04	\$ -	\$165.78	\$0.00
HS Algebra II Textbooks w/Embedded Aleks	\$ 26,442.49	\$ 25,729.56	\$ -	\$712.93	\$0.00
HS AP College Physics Textbooks	\$ 10,494.77	\$ 10,494.77	\$ -	\$0.00	\$0.00
HS Chemistry Textbooks	\$ 19,543.12	\$ 19,543.12	\$ -	\$0.00	\$0.00
HS Accounting Textbooks	\$ 7,412.50	\$ 7,412.50	\$ -	\$0.00	\$0.00
HS Biology Textbooks	\$ 2,920.48	\$ 2,920.50	\$ -	(\$0.02)	\$0.00
HS Business Textbooks	\$ 645.00	\$ 645.00	\$ -	\$0.00	\$0.00
HS American Government Textbooks	\$ 403.00	\$ 403.00	\$ -	\$0.00	\$0.00
Central Discovery Link Science	\$ 1,509.00	\$ -	\$ 1,509.00	\$0.00	\$0.00
Literacy Footprints - 1st Grade Kit	\$ 3,937.50	\$ 3,937.50	\$ -	\$0.00	\$0.00
Literacy Footprints - 2nd Grade Kit Central	\$ 2,409.75	\$ 2,409.75	\$ -	\$0.00	\$0.00
Western Classroom Books - 100 Book Challenge	\$ 4,200.00	\$ 4,200.00	\$ -	\$0.00	\$0.00
Western Classroom Fiction Short Reads	\$ 2,375.00	\$ 2,588.75	\$ -	(\$213.75)	\$0.00
Central Classroom Fiction Short Reads	\$ 4,083.20	\$ 3,712.00	\$ -	\$371.20	\$0.00
Central Classroom Non-Fiction Short Reads	\$ 985.00	\$ 984.27	\$ -	\$0.73	\$0.00
Central Classroom Books	\$ 336.05	\$ 336.05	\$ -	\$0.00	\$0.00
Central Fraction/Decimal Teaching Kit	\$ 109.93	\$ 104.43	\$ -	\$5.50	\$0.00
Central Teacher Synergy Classroom Bundle Kits	\$ 231.50	\$ 229.09	\$ -	\$2.41	\$0.00
Central Classroom Guided Reading Books	\$ 4,059.35	\$ 3,531.56	\$ -	\$527.79	\$0.00
Central Comprehensive Series - 3.5-5.0	\$ 227.10	\$ 227.10	\$ -	\$0.00	\$0.00
Central Learn Our History Classroom Material	\$ 77.50	\$ 77.50	\$ -	\$0.00	\$0.00
Central Liberty Kids Complete Series: 4 DVD Set	\$ 11.99	\$ 12.97	\$ -	(\$0.98)	\$0.00
Central Music	\$ 1,558.12	\$ 1,439.92	\$ -	\$118.20	\$0.00
Central Rekenrek Counting Frame	\$ 495.00	\$ 448.00	\$ -	\$47.00	\$0.00
Central Blinds	\$ 375.00	\$ -	\$ 375.00	\$0.00	\$0.00
Central Classroom Books	\$ 1,200.00	\$ 1,007.77	\$ -	\$192.23	\$0.00
Western Desk Work Station	\$ 141.79	\$ 140.28	\$ -	\$1.51	\$0.00
Western Classroom Equipment (Stability Ball/NeoRak Stool)	\$ 729.29	\$ 647.29	\$ -	\$82.00	\$0.00
Central/Eastern Classroom Fiction Short Reads	\$ 2,604.40	\$ 2,133.36	\$ 644.24	(\$173.20)	\$0.00
Eastern Classroom Chairs/Desks - New 4th Grade	\$ 2,972.10	\$ 2,972.10	\$ -	\$0.00	\$0.00
HS World History/Geography Texts	\$ 983.19	\$ -	\$ 983.19	\$0.00	\$0.00
<b>Maintenance</b>					
HS Roof Project	\$ 183,000.00	\$ 181,650.00	\$ -	\$1,350.00	\$0.00
JH Chair Lift	\$ 36,000.00	\$ 35,000.00	\$ -	\$1,000.00	\$0.00
HS Security Update (Locks, Keys, Panic Devices)	\$ 3,445.00	\$ 3,610.00	\$ -	(\$165.00)	\$0.00
<b>Transportation</b>					
New buses	\$ 185,036.00	\$ 185,036.00	\$ -	\$0.00	\$0.00
<b>Technology</b>					
Computers, servers, tech equip., etc.	\$ 150,000.00	\$ 137,971.86	\$ 2,648.00	\$9,380.14	\$9,380.14
<b>Food Service</b>					
PaySchools Quik Lunch Conversion	\$ 4,325.00	\$ 4,325.00	\$ -	\$0.00	\$0.00
Lunch Conversion Computer Equipment	\$ 5,799.98	\$ 5,799.98	\$ -	\$0.00	\$0.00
Eastern Cafeteria Tables	\$ 6,385.20	\$ 6,761.34	\$ -	(\$376.14)	\$0.00
<b>Athletics and Student Activities</b>					
HS Athletics Equipment	\$ 5,952.00	\$ 5,952.00	\$ -	\$0.00	\$0.00
HS Athletics Baseball Field Updates	\$ 5,600.00	\$ 5,600.00	\$ -	\$0.00	\$0.00
<b>Fees</b>					
Tax Collection Fees	\$ 14,500.00	\$ 4,951.04	\$ -	\$9,548.96	\$9,548.96
<b>Totals</b>	<b>\$ 738,410.10</b>	<b>\$ 706,323.03</b>	<b>\$ 6,241.43</b>	<b>\$25,845.64</b>	<b>\$21,367.80</b>
<b>Total Budgeted</b>	<b>\$ 738,410.10</b>				
Actual Cash Balance 7/1/17	\$ 97,922.89				
Revenues FY18 - Taxes from levy	\$ 306,592.04				
Expenditures FY18	\$ (706,323.03)				
Current Cash Balance	\$ (\$301,808.10)				
Current Encumbrances	\$ (6,241.43)				
Available Balance	\$ (\$308,049.53)				
Remaining Estimated Revenues FY18 - Taxes from levy	\$ 368,407.96				
Less: Remaining Estimated PI Project Costs	\$ (\$21,367.80)				
6/30/18 Estimated Carryover	\$ 38,990.63				

Lexington Local Schools

Food Service Fund 2017-18 vs. 2016-2017 vs. 2015-2016

							Beginning Balance 7/1/17	\$ 13
<b>2017-2018 Through 11/30/17</b>								
<i>Revenues</i>	District-Wide	High School	Junior High	Eastern	Central	Western	<b>Total</b>	
Student Type A, Ezpay, Misc	\$ -	\$ 40,331	\$ 15,929	\$ 19,465	\$ 14,731	\$ 12,607	\$	103,063
Student Break, Milk & A La Carte	\$ -	\$ 21,621	\$ 4,865	\$ 4,715	\$ 1,690	\$ 2,643	\$	35,534
Adult & Misc revenues	\$ 4,441	\$ 1,143	\$ 543	\$ 1,141	\$ 941	\$ 865	\$	9,074
State Reimb	\$ -	\$ -	\$ -	\$ -	\$ -	\$ -	\$	-
Federal Reimb	\$ -	\$ 20,063	\$ 13,173	\$ 23,133	\$ 16,476	\$ 11,264	\$	84,109
Transfer In	\$ -	\$ -	\$ -	\$ -	\$ -	\$ -	\$	-
<b>Total Revenues</b>	<b>\$ 4,441</b>	<b>\$ 83,158</b>	<b>\$ 34,510</b>	<b>\$ 48,454</b>	<b>\$ 33,838</b>	<b>\$ 27,379</b>	<b>\$</b>	<b>231,780</b>
<i>Expenses</i>								
Wages	\$ 19,838	\$ 48,016	\$ 21,495	\$ 14,957	\$ 14,577	\$ 14,136	\$	133,019
Severance	\$ -	\$ -	\$ -	\$ -	\$ -	\$ -	\$	-
Retirement	\$ 4,750	\$ 12,050	\$ 4,106	\$ 4,527	\$ 4,696	\$ 3,236	\$	33,365
Medical	\$ 11,071	\$ 20,013	\$ 9,737	\$ 13,342	\$ 3,066	\$ -	\$	57,229
Life, Dent, MC, WC	\$ 533	\$ 1,367	\$ 855	\$ 566	\$ 418	\$ 191	\$	3,930
Purch Serv, Repairs, Phone, Post	\$ 763	\$ 208	\$ 208	\$ 636	\$ 208	\$ 208	\$	2,231
Supplies	\$ 3,152	\$ -	\$ -	\$ -	\$ -	\$ -	\$	3,152
Food Costs	\$ -	\$ 25,854	\$ 9,696	\$ 18,052	\$ 5,186	\$ 4,908	\$	63,696
Equipment	\$ -	\$ -	\$ -	\$ -	\$ -	\$ -	\$	-
Other Costs	\$ -	\$ -	\$ -	\$ -	\$ -	\$ -	\$	-
<b>Total Expenses</b>	<b>\$ 40,107</b>	<b>\$ 107,508</b>	<b>\$ 46,097</b>	<b>\$ 52,080</b>	<b>\$ 28,151</b>	<b>\$ 22,679</b>	<b>\$</b>	<b>296,622</b>
<b>Net Gain (Loss)</b>	<b>\$ (35,666)</b>	<b>\$ (24,350)</b>	<b>\$ (11,587)</b>	<b>\$ (3,626)</b>	<b>\$ 5,687</b>	<b>\$ 4,700</b>	<b>\$</b>	<b>(64,842)</b>
							<b>Ending Cash Balance 11/30/17</b>	<b>\$ (64,829)</b>

							Beginning Balance 7/1/16	\$ 2,553
<b>2016-2017 Through 11/30/16</b>								
<i>Revenues</i>	District-Wide	High School	Junior High	Eastern	Central	Western	<b>Total</b>	
Student Type A, Ezpay, Misc	\$ -	\$ 41,261	\$ 17,563	\$ 17,800	\$ 14,726	\$ 13,236	\$	104,586
Student Break, Milk & A La Carte	\$ -	\$ 24,219	\$ 6,538	\$ 3,685	\$ 2,380	\$ 2,047	\$	38,869
Adult & Misc revenues	\$ 8,076	\$ 1,970	\$ 561	\$ 1,248	\$ 1,129	\$ 766	\$	13,750
State Reimb	\$ -	\$ -	\$ -	\$ -	\$ -	\$ -	\$	-
Federal Reimb	\$ -	\$ 20,100	\$ 14,630	\$ 22,123	\$ 17,521	\$ 12,065	\$	86,439
<b>Total Revenues</b>	<b>\$ 8,076</b>	<b>\$ 87,550</b>	<b>\$ 39,292</b>	<b>\$ 44,856</b>	<b>\$ 35,756</b>	<b>\$ 28,114</b>	<b>\$</b>	<b>243,644</b>
<i>Expenses</i>								
Wages	\$ 19,526	\$ 48,150	\$ 23,992	\$ 15,957	\$ 13,628	\$ 13,452	\$	134,705
Severance	\$ -	\$ -	\$ -	\$ -	\$ -	\$ -	\$	-
Retirement	\$ 4,654	\$ 13,390	\$ 4,437	\$ 6,071	\$ 3,259	\$ 2,469	\$	34,280
Medical	\$ 9,713	\$ 17,559	\$ 12,445	\$ 11,706	\$ -	\$ -	\$	51,423
Life, Dent, MC, WC	\$ 528	\$ 1,390	\$ 857	\$ 570	\$ 220	\$ 185	\$	3,750
Purch Serv, Repairs, Phone, Post	\$ 1,142	\$ 6,039	\$ 1,148	\$ 538	\$ 812	\$ 538	\$	10,217
Supplies	\$ 3,644	\$ -	\$ -	\$ -	\$ -	\$ -	\$	3,644
Food Costs	\$ -	\$ 29,381	\$ 10,008	\$ 19,025	\$ 5,779	\$ 6,076	\$	70,269
Equipment	\$ -	\$ -	\$ -	\$ -	\$ -	\$ -	\$	-
Other Costs	\$ -	\$ -	\$ -	\$ -	\$ -	\$ -	\$	-
<b>Total Expenses</b>	<b>\$ 39,207</b>	<b>\$ 115,909</b>	<b>\$ 52,887</b>	<b>\$ 53,867</b>	<b>\$ 23,698</b>	<b>\$ 22,720</b>	<b>\$</b>	<b>308,288</b>
<b>Net Gain (Loss)</b>	<b>\$ (31,131)</b>	<b>\$ (28,359)</b>	<b>\$ (13,595)</b>	<b>\$ (9,011)</b>	<b>\$ 12,058</b>	<b>\$ 5,394</b>	<b>\$</b>	<b>(64,644)</b>
							<b>Ending Cash Balance 11/30/16</b>	<b>\$ (62,091)</b>

							Beginning Balance 7/1/15	\$ 3,707
<b>2015-2016 Through 11/30/15</b>								
<i>Revenues</i>	District-Wide	High School	Junior High	Eastern	Central	Western	<b>Total</b>	
Student Type A, Ezpay, Misc	\$ -	\$ 48,847	\$ 16,824	\$ 18,076	\$ 12,783	\$ 13,478	\$	110,008
Student Break, Milk & A La Carte	\$ -	\$ 26,239	\$ 6,867	\$ 3,835	\$ 2,775	\$ 2,301	\$	42,017
Adult & Misc revenues	\$ 5,534	\$ 2,644	\$ 689	\$ 1,253	\$ 1,050	\$ 723	\$	11,893
State Reimb	\$ -	\$ -	\$ -	\$ -	\$ -	\$ -	\$	-
Federal Reimb	\$ -	\$ 20,976	\$ 12,720	\$ 17,328	\$ 17,811	\$ 11,202	\$	80,037
<b>Total Revenues</b>	<b>\$ 5,534</b>	<b>\$ 98,706</b>	<b>\$ 37,100</b>	<b>\$ 40,492</b>	<b>\$ 34,419</b>	<b>\$ 27,704</b>	<b>\$</b>	<b>243,955</b>
<i>Expenses</i>								
Wages	\$ 18,835	\$ 42,082	\$ 24,569	\$ 19,108	\$ 13,339	\$ 13,374	\$	131,307
Severance	\$ -	\$ -	\$ -	\$ -	\$ -	\$ -	\$	-
Retirement	\$ 4,504	\$ 12,618	\$ 4,570	\$ 4,918	\$ 4,289	\$ 4,093	\$	34,992
Medical	\$ 9,068	\$ 16,392	\$ 11,618	\$ 10,928	\$ -	\$ -	\$	48,006
Life, Dent, MC, WC	\$ 519	\$ 1,318	\$ 901	\$ 599	\$ 215	\$ 185	\$	3,737
Purch Serv, Repairs, Phone, Post	\$ 1,362	\$ 1,042	\$ 629	\$ 588	\$ 588	\$ 588	\$	4,797
Supplies	\$ 2,692	\$ -	\$ -	\$ -	\$ -	\$ -	\$	2,692
Food Costs	\$ -	\$ 37,925	\$ 12,603	\$ 18,849	\$ 5,405	\$ 4,117	\$	78,899
Equipment	\$ -	\$ -	\$ -	\$ -	\$ -	\$ -	\$	-
Other Costs	\$ -	\$ -	\$ -	\$ -	\$ -	\$ -	\$	-
<b>Total Expenses</b>	<b>\$ 36,980</b>	<b>\$ 111,377</b>	<b>\$ 54,890</b>	<b>\$ 54,990</b>	<b>\$ 23,836</b>	<b>\$ 22,357</b>	<b>\$</b>	<b>304,430</b>
<b>Net Gain (Loss)</b>	<b>\$ (31,446)</b>	<b>\$ (12,671)</b>	<b>\$ (17,790)</b>	<b>\$ (14,498)</b>	<b>\$ 10,583</b>	<b>\$ 5,347</b>	<b>\$</b>	<b>(60,475)</b>
							<b>Ending Cash Balance 11/30/15</b>	<b>\$ (56,768)</b>

Check#	Check Date	Org Sta	Vendor Paid	Check Amount	Status Date
080975	11/07/2017	W/R	MOLYET, ALAN	123.00	11/16/2017
080976	11/07/2017	W/R	NICKLES BAKERY	1,086.23	11/15/2017
080977	11/07/2017	W/W	MUNRO, ALISSA	19.95	
080978	11/07/2017	W/R	BRIDGEWAY ACADEMY	4,596.00	11/16/2017
080979	11/07/2017	W/R	BASA	527.00	11/20/2017
080980	11/07/2017	W/R	CARDINAL BUS SALES & SERVICE	196.41	11/14/2017
080981	11/07/2017	W/R	CLEARWATER SYSTEMS	29.90	11/14/2017
080982	11/07/2017	W/R	D&K HATHAWAY	5,600.00	11/21/2017
080983	11/07/2017	W/R	ANDERSON, DALE	80.00	11/16/2017
080984	11/07/2017	W/R	DIRECT ENERGY BUSINESS MARKETI	79.29	11/14/2017
080985	11/07/2017	W/R	JEFFRIES, DREW T	140.00	11/15/2017
080986	11/07/2017	W/R	HEALTHCARE BILLING SERVICES	33.57	11/14/2017
080987	11/07/2017	W/R	HEARTLAND DESIGN CONCEPTS	2,184.50	11/20/2017
080988	11/07/2017	W/R	HARDMAN, JIM	156.60	11/14/2017
080989	11/07/2017	W/W	ALEXANDER, KRISTA	89.30	
080990	11/07/2017	W/R	McPEEK, KRISTEN	66.52	11/14/2017
080991	11/07/2017	W/R	LESCH BATTERY & POWER	150.00	11/13/2017
080992	11/07/2017	W/R	MANSFIELD AUTO PARTS	4,929.10	11/15/2017
080993	11/07/2017	W/W	SIMONS, MARK	105.00	
080994	11/07/2017	W/R	MID-OHIO ED. SERVICE CENTER	190.00	11/13/2017
080995	11/07/2017	W/R	EYERLY, NICHOLAS	42.80	11/13/2017
080996	11/07/2017	W/R	HARTMAN, NOAH	163.00	11/30/2017
080997	11/07/2017	W/R	OHIO HIGH SCHOOL ATH. ASSOC.	60.00	11/22/2017
080998	11/07/2017	W/W	OMEA	220.00	
080999	11/07/2017	W/R	MARCELONIS, PAUL	80.00	11/15/2017
081000	11/07/2017	W/W	POST MASTER	196.00	
081001	11/07/2017	W/R	KNUCKLES, RYAN	27.95	11/10/2017
081002	11/07/2017	W/R	SCHOLASTIC BOOK FAIRS	4,033.16	11/14/2017
081003	11/07/2017	W/R	THEM, SCOTT	90.00	11/15/2017
081004	11/07/2017	W/R	HOLLOWAY, SHEILA	300.00	11/14/2017
081005	11/07/2017	W/R	SMETZ'S TIRE SERVICE CENTER	360.00	11/15/2017
081006	11/07/2017	W/R	SMITHFOODS, INC	4,041.78	11/15/2017
081007	11/07/2017	W/R	STANTON SHEET MUSIC	73.65	11/14/2017
081008	11/07/2017	W/R	STOODTS MARKET	238.36	11/14/2017
081009	11/07/2017	W/R	YOUNG, SUSAN	47.34	11/24/2017
081010	11/07/2017	W/R	TEAM SPORTS, INC	815.00	11/15/2017
081011	11/07/2017	W/R	HARPER, TERRY	80.00	11/21/2017
081012	11/07/2017	W/R	TRIBUNE-COURIER	20.00	11/16/2017
081013	11/07/2017	W/R	TRUCK SALES & SERVICE, INC.	4,168.66	11/14/2017
081014	11/07/2017	W/R	HUNTER, VALERIE	23.97	11/13/2017
081015	11/07/2017	W/R	STIMA, VICKIE	64.74	11/10/2017
081016	11/07/2017	W/R	WAL-MART DISCOUNT CITIES	278.29	11/14/2017
081017	11/08/2017	W/R	HILTON COLUMBUS EASTON	322.00	11/14/2017
081018	11/09/2017	W/W	NWDAB	5,466.00	
081019	11/09/2017	W/W	OHIO HIGH SCHOOL ATH. ASSOC.	5,766.00	
081020	11/09/2017	W/R	AMAZON.COM/ AMEX	332.20	11/15/2017
081021	11/13/2017	W/R	ADVANCED KEY & LOCK SHOP	10.00	11/20/2017
081022	11/13/2017	W/R	ADVANCED TURF SOLUTIONS	1,188.40	11/20/2017
081023	11/13/2017	W/R	AQUA SCIENCE INC.	425.65	11/20/2017
081024	11/13/2017	W/R	BAKER VEHICLE SYSTEMS, INC.	222.68	11/20/2017
081025	11/13/2017	W/R	ACCESSIBILITY SOLUTIONS LLC	729.00	11/21/2017
081026	11/13/2017	W/R	CDW-G	653.92	11/20/2017

Check#	Check Date	Org Sta	Vendor Paid	Check Amount	Status Date
081027	11/13/2017	W/R	CLEARWATER SYSTEMS	89.70	11/20/2017
081028	11/13/2017	W/R	COLES ENERGY, INC.	716.11	11/20/2017
081029	11/13/2017	W/R	COLUMBUS PRO PERCUSSION, INC.	836.08	11/21/2017
081030	11/13/2017	W/R	CULLIGAN QUALITY WATER	37.00	11/20/2017
081031	11/13/2017	W/R	DEMCO, INC.	80.18	11/24/2017
081032	11/13/2017	W/R	MARIKIS, DENNIS	14,300.00	11/21/2017
081033	11/13/2017	W/W	DRAIN PRO	150.00	
081034	11/13/2017	W/R	E-CONOLIGHT	722.94	11/22/2017
081035	11/13/2017	W/R	FURBAY/MANSFIELD ELECTRIC	440.20	11/20/2017
081036	11/13/2017	W/R	GRAINGER	389.91	11/22/2017
081037	11/13/2017	W/R	HAMMETT ASPHALT PAVING	1,400.00	11/22/2017
081038	11/13/2017	W/R	HD SUPPLY FACILITIES	301.14	11/21/2017
081039	11/13/2017	W/R	IMPERIAL AUTISM CONNECTIONS	5,370.00	11/16/2017
081040	11/13/2017	W/R	INDUSTRIAL SHELVING SYSTEMS	705.28	11/24/2017
081041	11/13/2017	W/R	J & B ACCOUSTICAL	495.00	11/17/2017
081042	11/13/2017	W/R	ROBERTS, JOE	54.69	11/16/2017
081043	11/13/2017	W/R	K B Z ELECTRIC INC.	32.00	11/21/2017
081044	11/13/2017	W/R	KELL ACE HARDWARE	272.99	11/21/2017
081045	11/13/2017	W/R	LERNER PUBLISHING CO	90.00	11/21/2017
081046	11/13/2017	W/R	LOWE'S HOME CENTER	102.98	11/21/2017
081047	11/13/2017	W/R	MANSFIELD AUTO PARTS	128.52	11/21/2017
081048	11/13/2017	W/W	MATHCOUNTS	180.00	
081049	11/13/2017	W/R	MENARDS	296.76	11/30/2017
081050	11/13/2017	W/R	GILBERT, MICHELLE (R)	23.02	11/15/2017
081051	11/13/2017	W/R	ACORN DISTRIBUTORS, INC.	608.33	11/20/2017
081052	11/13/2017	W/R	OHIO HEALTH CONSORTIUM, INC.	379.00	11/17/2017
081053	11/13/2017	W/R	PLUMBMASTER, INC.	177.24	11/21/2017
081054	11/13/2017	W/R	QUENCH	38.00	11/21/2017
081055	11/13/2017	W/R	RC THERAPY SERVICES, INC.	9,453.00	11/21/2017
081056	11/13/2017	W/R	SCHMIDT SECURITY	143.50	11/20/2017
081057	11/13/2017	W/R	HOLLOWAY, SHEILA	325.00	11/20/2017
081058	11/13/2017	W/R	SHELLY SMITH AND SONS LTD	300.00	11/20/2017
081059	11/13/2017	W/R	SHIFFLER EQUIPMENT SALES	4,400.00	11/20/2017
081060	11/13/2017	W/R	SIESEL DISTRIBUTING, LLC	1,237.00	11/21/2017
081061	11/13/2017	W/R	STANDARD PLUMBING & HEATING CO	8,700.00	11/20/2017
081062	11/13/2017	W/R	STANTON SHEET MUSIC	131.14	11/20/2017
081063	11/13/2017	W/R	PINKELMAN, TRACEY	350.56	11/27/2017
081064	11/13/2017	W/R	OHIO BUREAU OF CRIMINAL IDENT.	528.00	11/21/2017
081065	11/13/2017	W/R	UNITY SCHOOL BUS PARTS	75.50	11/20/2017
081066	11/13/2017	W/R	WOLFF BROS. SUPPLY, INC.	688.93	11/21/2017
081067	11/15/2017	W/R	CINEMARK 14	1,166.00	11/27/2017
081068	11/15/2017	W/W	UNITED CULTURES, INC.	195.00	
081069	11/15/2017	W/R	KUSTOMIZED INNOVATIONS	1,535.00	11/30/2017
081070	11/16/2017	W/R	POST MASTER	942.50	11/27/2017
081071	11/20/2017	W/R	4 IMPRINT EDUCATION	533.66	11/28/2017
081072	11/20/2017	W/R	SHELDON, AMANDA	190.00	11/28/2017
081073	11/20/2017	W/W	ASHLAND CITY SCHOOLS	160.00	
081074	11/20/2017	W/W	TODD, ASHLEY	285.19	
081075	11/20/2017	W/R	BERNARD FOOD INDUSTRIES, INC.	407.68	11/29/2017
081076	11/20/2017	W/R	MERRITT, CAROL	125.00	11/28/2017
081077	11/20/2017	W/R	CDW-G	550.83	11/28/2017
081078	11/20/2017	W/R	CHARLES RITTER CO.	292.54	11/27/2017



Check#	Check Date	Org Sta	Vendor Paid	Check Amount	Status Date
081079	11/20/2017	W/R	COLE DISTRIBUTING	17,660.15	11/28/2017
081080	11/20/2017	W/W	WEIKLE, CONNIE	119.85	
081081	11/20/2017	W/R	HITE, COURTNEY	70.26	11/30/2017
081082	11/20/2017	W/W	SMITH, COURTNEY	106.87	
081083	11/20/2017	W/R	DRC/CTB	6,409.45	11/28/2017
081084	11/20/2017	W/W	STALLARD, DEBRA	104.25	
081085	11/20/2017	W/W	DEMCO, INC.	162.80	
081086	11/20/2017	W/R	JEFFRIES, DREW T	150.00	11/27/2017
081087	11/20/2017	W/W	PATTERSON, EMILY	675.00	
081088	11/20/2017	W/R	FORGET-ME-NOT FLOWER SHOP, INC.	217.50	11/24/2017
081089	11/20/2017	W/R	GILBARCO INC.	30.00	11/27/2017
081090	11/20/2017	W/W	WEAVER, GRANT	75.29	
081091	11/20/2017	W/W	WHITESEL, JASON	65.27	
081092	11/20/2017	W/W	BERICK, JEANNETTE	102.14	
081093	11/20/2017	W/R	BRANE, JENNIFER	24.00	11/28/2017
081094	11/20/2017	W/R	CAVALIER JENNIFER	300.89	11/28/2017
081095	11/20/2017	W/W	KROGER CO	34.38	
081096	11/20/2017	W/W	FRAZIER, LINDA	113.51	
081097	11/20/2017	W/W	LINDA MOSBACHER	475.00	
081098	11/20/2017	W/R	SHERMAN, LYNN-NON 1099	125.00	11/27/2017
081099	11/20/2017	W/W	MYERS, MARQUA	110.90	
081100	11/20/2017	W/R	MEDCENTRAL PEDIATRIC THERAPY	80,680.00	11/28/2017
081101	11/20/2017	W/W	HASSMANN, MELISSA	18.00	
081102	11/20/2017	W/R	METROPOLITAN EDUCATIONAL	1,132.35	11/30/2017
081103	11/20/2017	W/R	MID-OHIO ED. SERVICE CENTER	304.99	11/27/2017
081104	11/20/2017	W/W	MyPro Apparel, LLC	360.00	
081105	11/20/2017	W/R	OAGC CONFERENCE	1,960.00	11/30/2017
081106	11/20/2017	W/W	OHIO INDOOR PERFORMANCE ASSOC.	500.00	
081107	11/20/2017	W/R	ORIENTAL TRADING COMPANY	47.95	11/28/2017
081108	11/20/2017	W/W	SCOTT, PATTY	125.00	
081109	11/20/2017	W/W	POST MASTER	490.00	
081110	11/20/2017	W/W	SMITH, REBECCA	125.00	
081111	11/20/2017	W/R	RICHLAND CO. JUVENILE COURT	45.00	11/30/2017
081112	11/20/2017	W/W	ARNETT, SANDRA	100.25	
081113	11/20/2017	W/R	SCHOLASTIC BOOK FAIRS	1,676.06	11/28/2017
081114	11/20/2017	W/R	SCHOLASTIC CLASSROOM MAGAZINES	207.24	11/28/2017
081115	11/20/2017	W/R	SCHOOL SPECIALTY INC.	2,154.29	11/27/2017
081116	11/20/2017	W/R	LENHART, SHERYL	125.00	11/29/2017
081117	11/20/2017	W/W	DAVIS, STACY	120.94	
081118	11/20/2017	W/R	SunGraphics, Inc.	1,285.98	11/28/2017
081119	11/20/2017	W/R	TEAM SPORTS, INC	1,836.00	11/28/2017
081120	11/20/2017	W/W	HAESEKER, TERRI	122.29	
081121	11/20/2017	W/R	TIGER MEDICAL	2,299.00	11/29/2017
081122	11/20/2017	W/R	TREASURER, STATE OF OHIO	16,154.00	11/27/2017
081123	11/20/2017	W/R	VOCABULARY SPELLINGCITY.COM	34.95	11/29/2017
081124	11/20/2017	W/R	WESTBROOK COUNTRY CLUB	1,650.00	11/29/2017
081125	11/21/2017	W/R	CARNS, DARCY	50.00	11/29/2017
081126	11/27/2017	W/W	A.B.L.E.	750.00	
081127	11/27/2017	W/W	ALLERTON HILL CONSULTING	25,000.00	
081128	11/27/2017	W/W	AWARDSMITH	821.50	
081129	11/27/2017	W/W	CARSON-DELLOSA PUBLISHING LLC	33.26	
081130	11/27/2017	W/W	CBIZ BENEFITS & INSURANCE	2,750.00	

Check#	Check Date	Org Sta	Vendor Paid	Check Amount	Status Date
081131	11/27/2017	W/W	CDW-G	316.08	
081132	11/27/2017	W/W	COLUMBIA GAS OF OHIO	702.80	
081133	11/27/2017	W/R	CRESTVIEW LOCAL SCHOOL	150.00	11/30/2017
081134	11/27/2017	W/W	DIRECT ENERGY BUSINESS MARKETI	142.55	
081135	11/27/2017	W/W	EDGENUITY INC	300.00	
081136	11/27/2017	W/W	HCC LIFE INSURANCE CO	33,510.61	
081137	11/27/2017	W/W	HOLLY'S BOOK RACK	737.50	
081138	11/27/2017	W/W	HOFFMAN, HOWARD	81.83	
081139	11/27/2017	W/R	YODER, KAREN	125.00	11/29/2017
081140	11/27/2017	W/W	LEGACY SPORTS INC	145.00	
081141	11/27/2017	W/R	LEXINGTON LOCAL SCHOOLS	668.25	11/30/2017
081142	11/27/2017	W/W	MVD SPORTS	190.91	
081143	11/27/2017	W/W	O.E. MEYER COMPANY	89.50	
081144	11/27/2017	W/W	PEPPLE & WAGGONER, LTD.	117.50	
081145	11/27/2017	W/W	PIONEER CAREER & TECHNOLOGY	48.00	
081146	11/27/2017	W/W	SARBACH, REBECCA	225.00	
081147	11/27/2017	W/W	RENHILL GROUP, INC.	10,804.75	
081148	11/27/2017	W/W	SCHOOL HEALTH CORP.	128.89	
081149	11/27/2017	W/W	SCHOOL SPECIALTY INC.	189.72	
081150	11/27/2017	W/W	STAGE ACCENTS	2,291.94	
081151	11/27/2017	W/W	YOUNG, SUSAN	220.35	
081152	11/27/2017	W/W	THE CENTER FOR INDIVIDUAL &	6,366.32	
081153	11/27/2017	W/W	TIERNEY BROTHERS INC	1,305.00	
081154	11/27/2017	W/W	TOM MILLER GRAPHIC DESIGN	75.00	
081155	11/27/2017	W/W	UCP OF GREATER CLEVELAND	8,400.00	
081156	11/28/2017	W/W	HAYES, JAMES	776.28	
081157	11/28/2017	W/W	HAMMAN, MIKE	66.84	
081158	11/28/2017	W/W	OMEA	900.00	
081159	11/29/2017	W/W	LEXINGTON BOARD OF ED.	48.82	
081160	11/29/2017	W/W	OHIO STATE UNIVERSITY	720.00	
081161	11/30/2017	W/W	ST FRANCIS DESALES SCHOOL	410.00	
081162	11/30/2017	W/W	ADVANCED KEY & LOCK SHOP	24.00	
081163	11/30/2017	W/W	ADVANCED TURF SOLUTIONS	445.20	
081164	11/30/2017	W/W	ALLIED SUPPLY CO, INC	732.56	
081165	11/30/2017	W/W	AMERICAN ELECTRIC POWER	29,986.63	
081166	11/30/2017	W/W	BAKER VEHICLE SYSTEMS, INC.	284.49	
081167	11/30/2017	W/W	CDW-G	38.29	
081168	11/30/2017	W/W	CenturyLink	1,355.27	
081169	11/30/2017	W/W	COLES ENERGY, INC.	411.02	
081170	11/30/2017	W/W	BAKER, CONNIE	111.27	
081171	11/30/2017	W/W	DEVELOPMENTAL RESOURCES, INC.	298.00	
081172	11/30/2017	W/W	DJ'S CABINET SHOP	932.14	
081173	11/30/2017	W/W	G & L SUPPLY CO.	49.44	
081174	11/30/2017	W/W	GIONINO'S PIZZERIA	79.00	
081175	11/30/2017	W/W	HD SUPPLY FACILITIES	320.40	
081176	11/30/2017	W/W	HIGHLAND HIGH SCHOOL (SPARTA)	225.00	
081177	11/30/2017	W/W	HOBART SERVICE	233.37	
081178	11/30/2017	W/W	BACQUET, H. TUCKER	64.20	
081179	11/30/2017	W/W	IMPERIAL AUTISM CONNECTIONS	25.00	
081180	11/30/2017	W/W	ROBERTS, JOE	11.91	
081181	11/30/2017	W/W	PERKINS, KIM	45.00	
081182	11/30/2017	W/W	KIMBALL MIDWEST	83.94	

Check#	Check Date	Org Sta	Vendor Paid	Check Amount	Status Date
081183	11/30/2017	W/W	McPEEK, KRISTEN	82.34	
081184	11/30/2017	W/W	LEXINGTON HIGH SCHOOL	500.00	
081185	11/30/2017	W/W	LOFT VIOLIN SHOP	125.00	
081186	11/30/2017	W/W	HAAS, MARY	317.33	
081187	11/30/2017	W/W	MENARDS	62.90	
081188	11/30/2017	W/W	GILBERT, MICHELLE (R)	860.00	
081189	11/30/2017	W/W	MID-OHIO REFRIGERATION	373.62	
081190	11/30/2017	W/W	MINUTEMAN PRESS	2,188.72	
081191	11/30/2017	W/W	NOVA LUNA EDUC & CONSULTING	972.00	
081192	11/30/2017	W/W	THEM, PETER	62.00	
081193	11/30/2017	W/W	PHOTORAMA	456.00	
081194	11/30/2017	W/W	PLUMMASTER, INC.	1,051.34	
081195	11/30/2017	W/W	RUMPKE	853.48	
081196	11/30/2017	W/W	SCHMIDT SECURITY	480.50	
081197	11/30/2017	W/W	SCHOOL SPECIALTY INC.	7,084.26	
081198	11/30/2017	W/W	SCIENCE OLYMPIAD	286.07	
081199	11/30/2017	W/W	HOLLOWAY, SHEILA	740.40	
081200	11/30/2017	W/W	SHERWIN-WILLIAMS	122.11	
081201	11/30/2017	W/W	SHIFFLER EQUIPMENT SALES	801.00	
081202	11/30/2017	W/W	SIEMENS INDUSTRY, INC.	579.75	
081203	11/30/2017	W/W	SIESEL DISTRIBUTING, LLC	503.76	
081204	11/30/2017	W/W	SOUTHEASTERN PERFORMANCE APPL.	15.55	
081205	11/30/2017	W/W	STANTON SHEET MUSIC	832.21	
081206	11/30/2017	W/W	STAPLES	481.33	
081207	11/30/2017	W/W	SunGraphics, Inc.	260.75	
081208	11/30/2017	W/W	THE GRAPHIC EDGE, INC	1,190.92	
081209	11/30/2017	W/W	THE LIBRARY STORE	99.75	
081210	11/30/2017	W/W	TIGER MEDICAL	576.23	
081211	11/30/2017	W/W	TREASURER, STATE OF OHIO	125.00	
081212	11/30/2017	W/W	US BANK	1,607.35	
081213	11/30/2017	W/W	U.S. SCHOOL SUPPLY, INC	276.80	
081214	11/30/2017	W/W	VERIZON WIRELESS	721.82	
081215	11/30/2017	W/W	WOLFF BROS. SUPPLY, INC.	22.80	
081216	11/30/2017	W/W	LEXINGTON ATHLETIC DEPT.	3,370.00	
691068	11/03/2017	C/R	LEXINGTON SCHOOLS - PAYROLL	560,371.12	11/30/2017
691072	11/06/2017	M/M	MEMO-S.E.R.S.	2,858.73	
691073	11/06/2017	M/M	MEMO-S.T.R.S.	6,725.07	
691074	11/09/2017	M/M	GORDON FOOD SERVICE	15,576.48	
691075	11/20/2017	C/R	LEXINGTON SCHOOLS - PAYROLL	598,798.34	11/30/2017
691076	11/16/2017	M/M	LEXINGTON SCHOOLS - PAYROLL	15,664.32	
691077	11/21/2017	M/M	ANTHEM BENEFIT SERVICES	331,082.30	
691078	11/21/2017	M/M	MEMO-S.E.R.S.	2,850.35	
691079	11/21/2017	M/M	MEMO-S.T.R.S.	7,033.77	
691080	11/29/2017	M/M	MEMO-MID OHIO ESC	5,560.18	
691081	11/29/2017	M/M	MEMO-S.E.R.S.	43,552.00	
691082	11/29/2017	M/M	MEMO-S.T.R.S.	109,320.00	
Total Checks Issued				\$ 2,115,633.90	

TRANS NO	ITEM NO	TRANS DATE	STS	DESCRIPTION OR SOURCE	TI	FUND	RCPT	SPCC	SUBJ	OPU	TRANS AMOUNT
071355	0001	11/02/2017	A	Preschool tuition	03	001	1211	0000	000000	500	100.00
071359	0001	11/02/2017	A	Preschool tuition	03	001	1211	0000	000000	500	200.00
071367	0001	11/03/2017	A	Preschool tuition	03	001	1211	0000	000000	500	100.00
071384	0001	11/06/2017	A	Tuition pymt	03	001	1211	0000	000000	000	1,235.62
071387	0001	11/06/2017	A	Preschool tuition	03	001	1211	0000	000000	500	600.00
071376	0001	11/07/2017	A	Preschool tuition	03	001	1211	0000	000000	500	300.00
071411	0001	11/10/2017	A	Preschool tuition	03	001	1211	0000	000000	500	600.00
071417	0001	11/13/2017	A	Tuition pymt	03	001	1211	0000	000000	000	5,560.29
071419	0001	11/14/2017	A	Preschool tuition	03	001	1211	0000	000000	500	1,200.00
071422	0001	11/15/2017	A	Tuition pymt	03	001	1211	0000	000000	000	1,235.62
071435	0001	11/17/2017	A	Preschool tuition	03	001	1211	0000	000000	500	100.00
071464	0001	11/27/2017	A	Tuition pymt	03	001	1211	0000	000000	000	617.81
071465	0001	11/27/2017	A	Tuition pymt	03	001	1211	0000	000000	000	620.00
RCPT CODE SUB-TOTAL:											12,469.34
071394	0012	11/09/2017	A	Open Enrollment Revenue	03	001	1227	0000	000000	000	30.17
071446	0012	11/22/2017	A	Open Enrollment Revenue	03	001	1227	0000	000000	000	30.17
RCPT CODE SUB-TOTAL:											60.34
071499	0001	11/30/2017	A	Richland Bank May Interest	03	001	1410	0000	000000	000	6,747.13
RCPT CODE SUB-TOTAL:											6,747.13
071362	0001	11/02/2017	A	Central school fees	03	001	1740	0000	000000	400	88.00
071377	0001	11/02/2017	A	Western school fees	03	001	1740	0000	000000	500	20.00
071365	0001	11/03/2017	A	Western school fees	03	001	1740	0000	000000	500	40.00
071372	0001	11/04/2017	A	HS School Fees	03	001	1740	0000	000000	100	17.00
071369	0001	11/06/2017	A	Central school fees	03	001	1740	0000	000000	400	69.00
071386	0001	11/06/2017	A	Western school fees	03	001	1740	0000	000000	500	40.00
071391	0001	11/06/2017	A	Eastern school fees	03	001	1740	0000	000000	300	234.00
071375	0001	11/07/2017	A	Western school fees	03	001	1740	0000	000000	500	80.00
071401	0001	11/08/2017	A	Western school fees	03	001	1740	0000	000000	500	20.00
071402	0001	11/09/2017	A	Western school fees	03	001	1740	0000	000000	500	80.00
071404	0001	11/10/2017	A	Eastern school fees	03	001	1740	0000	000000	300	30.00
071405	0001	11/10/2017	A	Eastern school fees	03	001	1740	0000	000000	100	52.40
071406	0001	11/10/2017	A	Western school fees	03	001	1740	0000	000000	500	40.00
071418	0001	11/14/2017	A	Western school fees	03	001	1740	0000	000000	500	34.00
071421	0001	11/15/2017	A	Western school fees	03	001	1740	0000	000000	500	40.00
071451	0001	11/21/2017	A	HS school fees	03	001	1740	0000	000000	100	46.00
071483	0001	11/28/2017	A	HS school fees	03	001	1740	0000	000000	100	54.00
071490	0001	11/29/2017	A	HS Fees - Pay For It	03	001	1740	0000	000000	100	34.00
071490	0002	11/29/2017	A	Central Fees - Pay For It	03	001	1740	0000	000000	400	30.00

STATUS (STS) CODES:

A-RECEIPT B-REFUND OF RECEIPT V-VOID REFUND OF RECEIPT X-REDUCTION OF EXPENDITURE  
 C-APPROPRIATION OR BUDGET MODIFICATIONS D-EXPENSE/SUPPLIES DISTRIBUTION F-FUND TO FUND TRANSFER

TRANS NO	ITEM NO	TRANS DATE	STS	DESCRIPTION OR SOURCE	TI	FUND	RCPT	SFCC	SUBJ	OPU	TRANS AMOUNT
071490	0003	11/29/2017	A	Jr High Fees - Pay For It	03	001	1740	0000	000000	400	0.00
071490	0004	11/29/2017	A	Eastern Fees - Pay For It	03	001	1740	0000	000000	400	120.00
071490	0005	11/29/2017	A	Western Fees - Pay For It	03	001	1740	0000	000000	400	60.00
071493	0001	11/30/2017	A	Western school fees	03	001	1740	0000	000000	500	40.00
RCPT CODE SUB-TOTAL:											1,268.40
071416	0002	11/13/2017	A	Holder Jury duty	03	001	1890	0000	000000	000	30.00
RCPT CODE SUB-TOTAL:											30.00
071394	0001	11/09/2017	A	Opportunity Grant	03	001	3110	0000	000000	000	305,302.86
071394	0002	11/09/2017	A	Targeted Assistance	03	001	3110	0000	000000	000	32,157.19
071394	0003	11/09/2017	A	K-3 Literacy Funding	03	001	3110	0000	000000	000	5,456.08
071394	0005	11/09/2017	A	Limited English Prof Funding	03	001	3110	0000	000000	000	152.57
071394	0006	11/09/2017	A	Gifted Education Funding	03	001	3110	0000	000000	000	5,038.93
071394	0007	11/09/2017	A	Transportation	03	001	3110	0000	000000	000	22,491.79
071394	0008	11/09/2017	A	Special Education Funding	03	001	3110	0000	000000	000	45,398.06
071394	0010	11/09/2017	A	Preschool Special Educ Funding	03	001	3110	0000	000000	000	7,866.08
071394	0011	11/09/2017	A	Special Educ Transportation	03	001	3110	0000	000000	000	1,683.49
071446	0001	11/22/2017	A	Opportunity Grant	03	001	3110	0000	000000	000	302,064.40
071446	0002	11/22/2017	A	Targeted Assistance	03	001	3110	0000	000000	000	31,428.09
071446	0003	11/22/2017	A	K-3 Literacy Funding	03	001	3110	0000	000000	000	5,430.06
071446	0005	11/22/2017	A	Limited English Prof Funding	03	001	3110	0000	000000	000	149.75
071446	0006	11/22/2017	A	Gifted Education Funding	03	001	3110	0000	000000	000	4,971.90
071446	0007	11/22/2017	A	Transportation	03	001	3110	0000	000000	000	22,541.61
071446	0008	11/22/2017	A	Special Education Funding	03	001	3110	0000	000000	000	61,906.38
071446	0010	11/22/2017	A	Preschool Special Educ Funding	03	001	3110	0000	000000	000	7,866.08
071446	0011	11/22/2017	A	Special Educ Transportation	03	001	3110	0000	000000	000	1,683.48
RCPT CODE SUB-TOTAL:											663,588.90
071396	0004	11/14/2017	A	Rollback- General Richland	03	001	3131	0000	000000	000	290,841.47
071396	0005	11/14/2017	A	Rollback Emerg Levy - Rich	03	001	3131	0000	000000	000	215,881.36
071396	0007	11/14/2017	A	2 1/2 RB - Real Est - Richland	03	001	3131	0000	000000	000	58,404.54
071396	0008	11/14/2017	A	2 1/2 RB - Emerg Levy - Rich	03	001	3131	0000	000000	000	43,351.24
RCPT CODE SUB-TOTAL:											608,478.61
071396	0001	11/14/2017	A	Homestead Real Est - Richland	03	001	3132	0000	000000	000	121,335.78
071396	0002	11/14/2017	A	Homestead Emerg Levy- Rich	03	001	3132	0000	000000	000	90,063.28
RCPT CODE SUB-TOTAL:											211,399.06

STATUS (STS) CODES:  
 A-RECEIPT B-REFUND OF RECEIPT V-VOID REFUND OF RECEIPT X-REDUCTION OF EXPENDITURE  
 C-APPROPRIATION OR BUDGET MODIFICATIONS D-EXPENSE/SUPPLIES DISTRIBUTION F-FUND TO FUND TRANSFER

TRANS NO	ITEM NO	TRANS DATE	STS	DESCRIPTION OR SOURCE	TI	FUND	RCPT	SPCC	SUBJ	OPU	TRANS AMOUNT
071394	0004	11/09/2017	A	Economic Disadvantaged Funding	03	001	3211	0000	000000	000	2,141.87
071446	0004	11/22/2017	A	Economic Disadvantaged Funding	03	001	3211	0000	000000	000	2,090.90
RCPT CODE SUB-TOTAL:											4,232.77
071394	0009	11/09/2017	A	Career Tech Education Funding	03	001	3219	0000	000000	000	483.78
071446	0009	11/22/2017	A	Career Tech Education Funding	03	001	3219	0000	000000	000	483.78
RCPT CODE SUB-TOTAL:											967.56
071491	0001	11/29/2017	A	MEDICAID Recd -11/24/17	03	001	3300	0000	000000	000	38.21
071491	0002	11/29/2017	A	MEDICAID Recd 11/16/17	03	001	3300	0000	000000	000	102.06
RCPT CODE SUB-TOTAL:											140.27
071395	0001	11/10/2017	A	GFS Rebate 16-17 SY - Acct Cor	03	001	5300	0000	000000	000	2,680.46-
RCPT CODE SUB-TOTAL:											2,680.46-
FUND CODE SUB-TOTAL:											1,706,701.82
071396	0006	11/14/2017	A	Rollback- Perm Impt - Richlan	03	003	3131	0000	000000	000	25,865.45
071396	0009	11/14/2017	A	2 1/2 RB - PI Levy - Richland	03	003	3131	0000	000000	000	5,194.35
RCPT CODE SUB-TOTAL:											31,059.80
071396	0003	11/14/2017	A	Homestead for PI Levy-Richland	03	003	3132	0000	000000	000	10,790.78
RCPT CODE SUB-TOTAL:											10,790.78
FUND CODE SUB-TOTAL:											41,850.58
071499	0004	11/30/2017	A	Richland Bank May Interest	03	006	1410	0000	000000	000	0.00
RCPT CODE SUB-TOTAL:											0.00
071430	0026	11/03/2017	A	HS Breakfast	03	006	1511	0000	000000	100	58.45
071430	0027	11/03/2017	A	Jr. Hi Breakfast	03	006	1511	0000	000000	200	19.70
071430	0028	11/03/2017	A	Eastern Breakfast	03	006	1511	0000	000000	300	42.00
071430	0029	11/03/2017	A	Central Breakfast	03	006	1511	0000	000000	400	23.10
071430	0030	11/03/2017	A	Western Breakfast	03	006	1511	0000	000000	500	20.90
071431	0026	11/10/2017	A	HS Breakfast	03	006	1511	0000	000000	100	121.70

STATUS (STS) CODES:

A-RECEIPT B-REFUND OF RECEIPT V-VOID REFUND OF RECEIPT X-REDUCTION OF EXPENDITURE  
 C-APPROPRIATION OR BUDGET MODIFICATIONS D-EXPENSE/SUPPLIES DISTRIBUTION F-FUND TO FUND TRANSFER

TRANS NO	ITEM NO	TRANS DATE	STS	DESCRIPTION OR SOURCE	TI	FUND	RCPT	SPEC	SURJ	OPU	TRANS AMOUNT
071431	0027	11/10/2017	A	Jr. Hi Breakfast	03	006	1511	0000	000000	200	23.00
071431	0028	11/10/2017	A	Eastern Breakfast	03	006	1511	0000	000000	300	76.40
071431	0029	11/10/2017	A	Central Breakfast	03	006	1511	0000	000000	400	35.10
071431	0030	11/10/2017	A	Western Breakfast	03	006	1511	0000	000000	500	39.10
071442	0026	11/17/2017	A	HS Breakfast	03	006	1511	0000	000000	100	121.15
071442	0027	11/17/2017	A	Jr. Hi Breakfast	03	006	1511	0000	000000	200	25.50
071442	0028	11/17/2017	A	Eastern Breakfast	03	006	1511	0000	000000	300	80.55
071442	0029	11/17/2017	A	Central Breakfast	03	006	1511	0000	000000	400	44.10
071442	0030	11/17/2017	A	Western Breakfast	03	006	1511	0000	000000	500	47.00
071447	0026	11/21/2017	A	HS Breakfast	03	006	1511	0000	000000	100	38.15
071447	0027	11/21/2017	A	Jr. Hi Breakfast	03	006	1511	0000	000000	200	7.65
071447	0028	11/21/2017	A	Eastern Breakfast	03	006	1511	0000	000000	300	32.30
071447	0029	11/21/2017	A	Central Breakfast	03	006	1511	0000	000000	400	23.40
071447	0030	11/21/2017	A	Western Breakfast	03	006	1511	0000	000000	500	20.30
071494	0026	11/30/2017	A	HS Breakfast	03	006	1511	0000	000000	100	68.55
071494	0027	11/30/2017	A	Jr. Hi Breakfast	03	006	1511	0000	000000	200	20.10
071494	0028	11/30/2017	A	Eastern Breakfast	03	006	1511	0000	000000	300	56.40
071494	0029	11/30/2017	A	Central Breakfast	03	006	1511	0000	000000	400	43.20
071494	0030	11/30/2017	A	Western Breakfast	03	006	1511	0000	000000	500	30.35
RCPT CODE SUB-TOTAL:											1,118.15
071430	0001	11/03/2017	A	HS Stu. Type A	03	006	1512	0000	000000	100	1,684.45
071430	0005	11/03/2017	A	HS RDA Stu. Type A	03	006	1512	0000	000000	100	949.20-
071430	0006	11/03/2017	A	Jr Hi Stu. Type A	03	006	1512	0000	000000	200	645.50
071430	0010	11/03/2017	A	Jr. Hi RDA Stu Type A	03	006	1512	0000	000000	200	447.75-
071430	0011	11/03/2017	A	Eastern Stu. Type A	03	006	1512	0000	000000	300	717.85
071430	0015	11/03/2017	A	Eastern RDA Stu. Type A	03	006	1512	0000	000000	300	323.75-
071430	0016	11/03/2017	A	Central Stu. Type A	03	006	1512	0000	000000	400	564.95
071430	0020	11/03/2017	A	Central RDA Stu. Type A	03	006	1512	0000	000000	400	377.35-
071430	0021	11/03/2017	A	Western Stu. Type A	03	006	1512	0000	000000	500	513.35
071430	0025	11/03/2017	A	Western RDA Stu. Type A	03	006	1512	0000	000000	500	392.10-
071431	0001	11/10/2017	A	HS Stu. Type A	03	006	1512	0000	000000	100	2,746.55
071431	0005	11/10/2017	A	HS RDA Stu. Type A	03	006	1512	0000	000000	100	1,628.90-
071431	0006	11/10/2017	A	Jr Hi Stu. Type A	03	006	1512	0000	000000	200	1,128.10
071431	0010	11/10/2017	A	Jr. Hi RDA Stu Type A	03	006	1512	0000	000000	200	753.15-
071431	0011	11/10/2017	A	Eastern Stu. Type A	03	006	1512	0000	000000	300	1,357.40
071431	0015	11/10/2017	A	Eastern RDA Stu. Type A	03	006	1512	0000	000000	300	463.91-
071431	0016	11/10/2017	A	Central Stu. Type A	03	006	1512	0000	000000	400	1,001.70
071431	0020	11/10/2017	A	Central RDA Stu. Type A	03	006	1512	0000	000000	400	339.01-
071431	0021	11/10/2017	A	Western Stu. Type A	03	006	1512	0000	000000	500	932.30
071431	0025	11/10/2017	A	Western RDA Stu. Type A	03	006	1512	0000	000000	500	678.80-
071442	0001	11/17/2017	A	HS Stu. Type A	03	006	1512	0000	000000	100	2,721.45
071442	0005	11/17/2017	A	HS RDA Stu. Type A	03	006	1512	0000	000000	100	1,157.70-

STATUS (STS) CODES:

A-RECEIPT B-REFUND OF RECEIPT V-VOID REFUND OF RECEIPT X-REDUCTION OF EXPENDITURE  
 C-APPROPRIATION OR BUDGET MODIFICATIONS D-EXPENSE/SUPPLIES DISTRIBUTION F-FUND TO FUND TRANSFER

TRANS NO	ITEM NO	TRANS DATE	STS	DESCRIPTION OR SOURCE	TI	FUND	RCPT	SPCC	SUBJ	OPU	TRANS AMOUNT
071442	0006	11/17/2017	A	Jr Hi Stu. Type A	03	006	1512	0000	000000	200	1,186.75
071442	0010	11/17/2017	A	Jr. Hi ROA Stu Type A	03	006	1512	0000	000000	200	709.50-
071442	0011	11/17/2017	A	Eastern Stu. Type A	03	006	1512	0000	000000	300	1,297.30
071442	0015	11/17/2017	A	Eastern ROA Stu. Type A	03	006	1512	0000	000000	300	827.65-
071442	0016	11/17/2017	A	Central Stu. Type A	03	006	1512	0000	000000	400	1,002.10
071442	0020	11/17/2017	A	Central ROA Stu. Type A	03	006	1512	0000	000000	400	463.54-
071442	0021	11/17/2017	A	Western Stu. Type A	03	006	1512	0000	000000	500	872.15
071442	0025	11/17/2017	A	Western ROA Stu. Type A	03	006	1512	0000	000000	500	329.05-
071447	0001	11/21/2017	A	HS Stu. Type A	03	006	1512	0000	000000	100	1,105.80
071447	0005	11/21/2017	A	HS ROA Stu. Type A	03	006	1512	0000	000000	100	560.80-
071447	0006	11/21/2017	A	Jr Hi Stu. Type A	03	006	1512	0000	000000	200	445.55
071447	0010	11/21/2017	A	Jr. Hi ROA Stu Type A	03	006	1512	0000	000000	200	340.40-
071447	0011	11/21/2017	A	Eastern Stu. Type A	03	006	1512	0000	000000	300	575.90
071447	0015	11/21/2017	A	Eastern ROA Stu. Type A	03	006	1512	0000	000000	300	357.53-
071447	0016	11/21/2017	A	Central Stu. Type A	03	006	1512	0000	000000	400	406.50
071447	0020	11/21/2017	A	Central ROA Stu. Type A	03	006	1512	0000	000000	400	266.40-
071447	0021	11/21/2017	A	Western Stu. Type A	03	006	1512	0000	000000	500	407.95
071447	0025	11/21/2017	A	Western ROA Stu. Type A	03	006	1512	0000	000000	500	317.25-
071490	0006	11/29/2017	A	HS Lunch - Pay For It	03	006	1512	0000	000000	100	4,775.00
071490	0007	11/29/2017	A	Jr High Lunch - Pay For It	03	006	1512	0000	000000	200	2,317.10
071490	0008	11/29/2017	A	Eastern Lunch - Pay For It	03	006	1512	0000	000000	300	2,177.65
071490	0009	11/29/2017	A	Central Lunch - Pay For It	03	006	1512	0000	000000	400	1,882.00
071490	0010	11/29/2017	A	Western Lunch - Pay For It	03	006	1512	0000	000000	500	1,801.40
071494	0001	11/30/2017	A	HS Stu. Type A	03	006	1512	0000	000000	100	2,152.45
071494	0005	11/30/2017	A	HS ROA Stu. Type A	03	006	1512	0000	000000	100	1,097.15-
071494	0006	11/30/2017	A	Jr Hi Stu. Type A	03	006	1512	0000	000000	200	908.60
071494	0010	11/30/2017	A	Jr. Hi ROA Stu Type A	03	006	1512	0000	000000	200	228.80-
071494	0011	11/30/2017	A	Eastern Stu. Type A	03	006	1512	0000	000000	300	1,026.05
071494	0015	11/30/2017	A	Eastern ROA Stu. Type A	03	006	1512	0000	000000	300	517.20-
071494	0016	11/30/2017	A	Central Stu. Type A	03	006	1512	0000	000000	400	800.05
071494	0020	11/30/2017	A	Central ROA Stu. Type A	03	006	1512	0000	000000	400	343.50-
071494	0021	11/30/2017	A	Western Stu. Type A	03	006	1512	0000	000000	500	797.05
071494	0025	11/30/2017	A	Western ROA Stu. Type A	03	006	1512	0000	000000	500	370.95-
071503	0001	11/30/2017	A	HS Lunch - Pay For It	03	006	1512	0000	000000	100	25.00
071503	0002	11/30/2017	A	Jr High Lunch - Pay For It	03	006	1512	0000	000000	200	70.00
071503	0003	11/30/2017	A	Eastern Lunch - Pay For It	03	006	1512	0000	000000	300	0.00
071503	0004	11/30/2017	A	Central Lunch - Pay For It	03	006	1512	0000	000000	400	3.50
071503	0005	11/30/2017	A	Western Lunch - Pay For It	03	006	1512	0000	000000	500	47.00
RCPT CODE SUB-TOTAL:											25,855.11
071430	0003	11/03/2017	A	HS Stu. Ala Carte	03	006	1513	0000	000000	100	840.45
071430	0008	11/03/2017	A	Jr. Hi Stu. Ala Carte	03	006	1513	0000	000000	200	195.30
071430	0013	11/03/2017	A	Eastern Stu. Ala Carte	03	006	1513	0000	000000	300	237.00

STATUS (STS) CODES:

A-RECEIPT B-REFUND OF RECEIPT V-VOID REFUND OF RECEIPT X-REDUCTION OF EXPENDITURE  
 C-APPROPRIATION OR BUDGET MODIFICATIONS D-EXPENSE/SUPPLIES DISTRIBUTION F-FUND TO FUND TRANSFER



TRANS NO	ITEM NO	TRANS DATE	STS	DESCRIPTION OR SOURCE	TI	FUND	RCPT	SPCC	SUBJ	OPU	TRANS AMOUNT
071430	0018	11/03/2017	A	Central Stu. Ala Carte	03	006	1513	0000	000000	400	49.50
071430	0023	11/03/2017	A	Western Stu. Ala Carte	03	006	1513	0000	000000	500	96.75
071431	0003	11/10/2017	A	HS Stu. ALa Carte	03	006	1513	0000	000000	100	1,512.80
071431	0008	11/10/2017	A	Jr. Hi Stu. Ala Carte	03	006	1513	0000	000000	200	373.85
071431	0013	11/10/2017	A	Eastern Stu. Ala Carte	03	006	1513	0000	000000	300	309.25
071431	0018	11/10/2017	A	Central Stu. Ala Carte	03	006	1513	0000	000000	400	83.25
071431	0023	11/10/2017	A	Western Stu. Ala Carte	03	006	1513	0000	000000	500	145.75
071442	0003	11/17/2017	A	HS Stu. ALa Carte	03	006	1513	0000	000000	100	1,470.10
071442	0008	11/17/2017	A	Jr. Hi Stu. Ala Carte	03	006	1513	0000	000000	200	383.60
071442	0013	11/17/2017	A	Eastern Stu. Ala Carte	03	006	1513	0000	000000	300	298.90
071442	0018	11/17/2017	A	Central Stu. Ala Carte	03	006	1513	0000	000000	400	96.50
071442	0023	11/17/2017	A	Western Stu. Ala Carte	03	006	1513	0000	000000	500	156.05
071447	0003	11/21/2017	A	HS Stu. ALa Carte	03	006	1513	0000	000000	100	566.55
071447	0008	11/21/2017	A	Jr. Hi Stu. Ala Carte	03	006	1513	0000	000000	200	145.00
071447	0013	11/21/2017	A	Eastern Stu. Ala Carte	03	006	1513	0000	000000	300	140.75
071447	0018	11/21/2017	A	Central Stu. Ala Carte	03	006	1513	0000	000000	400	42.00
071447	0023	11/21/2017	A	Western Stu. Ala Carte	03	006	1513	0000	000000	500	57.50
071494	0003	11/30/2017	A	HS Stu. ALa Carte	03	006	1513	0000	000000	100	1,229.05
071494	0008	11/30/2017	A	Jr. Hi Stu. Ala Carte	03	006	1513	0000	000000	200	322.55
071494	0013	11/30/2017	A	Eastern Stu. Ala Carte	03	006	1513	0000	000000	300	256.95
071494	0018	11/30/2017	A	Central Stu. Ala Carte	03	006	1513	0000	000000	400	89.00
071494	0023	11/30/2017	A	Western Stu. Ala Carte	03	006	1513	0000	000000	500	115.75
RCPT CODE SUB-TOTAL:											9,214.15
071430	0002	11/03/2017	A	HS Stu. Milk	03	006	1514	0000	000000	100	17.00
071430	0007	11/03/2017	A	Jr. Hi. Stu Milk	03	006	1514	0000	000000	200	4.00
071430	0012	11/03/2017	A	Eastern Stu. Milk	03	006	1514	0000	000000	300	4.00
071430	0017	11/03/2017	A	Central Stu. Milk	03	006	1514	0000	000000	400	5.50
071430	0022	11/03/2017	A	Western Stu. Milk	03	006	1514	0000	000000	500	11.00
071431	0002	11/10/2017	A	HS Stu. Milk	03	006	1514	0000	000000	100	29.00
071431	0007	11/10/2017	A	Jr. Hi. Stu Milk	03	006	1514	0000	000000	200	6.00
071431	0012	11/10/2017	A	Eastern Stu. Milk	03	006	1514	0000	000000	300	4.00
071431	0017	11/10/2017	A	Central Stu. Milk	03	006	1514	0000	000000	400	6.00
071431	0022	11/10/2017	A	Western Stu. Milk	03	006	1514	0000	000000	500	16.50
071442	0002	11/17/2017	A	HS Stu. Milk	03	006	1514	0000	000000	100	30.50
071442	0007	11/17/2017	A	Jr. Hi. Stu Milk	03	006	1514	0000	000000	200	3.50
071442	0012	11/17/2017	A	Eastern Stu. Milk	03	006	1514	0000	000000	300	5.00
071442	0017	11/17/2017	A	Central Stu. Milk	03	006	1514	0000	000000	400	3.50
071442	0022	11/17/2017	A	Western Stu. Milk	03	006	1514	0000	000000	500	19.00
071447	0002	11/21/2017	A	HS Stu. Milk	03	006	1514	0000	000000	100	11.50
071447	0007	11/21/2017	A	Jr. Hi. Stu Milk	03	006	1514	0000	000000	200	2.50
071447	0012	11/21/2017	A	Eastern Stu. Milk	03	006	1514	0000	000000	300	2.00
071447	0017	11/21/2017	A	Central Stu. Milk	03	006	1514	0000	000000	400	0.50

STATUS (STS) CODES:  
 A-RECEIPT B-REFUND OF RECEIPT V-VOID REFUND OF RECEIPT X-REDUCTION OF EXPENDITURE  
 C-APPROPRIATION OR BUDGET MODIFICATIONS D-EXPENSE/SUPPLIES DISTRIBUTION F-FUND TO FUND TRANSFER

TRANS NO	ITEM NO	TRANS DATE	STS DESCRIPTION OR SOURCE	TI FUND RCPT SPCC SUBJ	OPU	TRANS AMOUNT
071447	0022	11/21/2017	A Western Stu. Milk	03 006 1514 0000 000000	500	7.50
071494	0002	11/30/2017	A HS Stu. Milk	03 006 1514 0000 000000	100	29.00
071494	0007	11/30/2017	A Jr. Hi. Stu Milk	03 006 1514 0000 000000	200	4.00
071494	0012	11/30/2017	A Eastern Stu. Milk	03 006 1514 0000 000000	300	6.00
071494	0017	11/30/2017	A Central Stu. Milk	03 006 1514 0000 000000	400	4.00
071494	0022	11/30/2017	A Western Stu. Milk	03 006 1514 0000 000000	500	13.50
RCPT CODE SUB-TOTAL:						245.00
071430	0004	11/03/2017	A HS Adult Ala Carte	03 006 1523 0000 000000	100	69.10
071430	0009	11/03/2017	A Jr. Hi Adult Ala Carte	03 006 1523 0000 000000	200	34.75
071430	0014	11/03/2017	A Eastern Adult Ala Carte	03 006 1523 0000 000000	300	27.25
071430	0019	11/03/2017	A Central Adult Ala Carte	03 006 1523 0000 000000	400	13.75
071430	0024	11/03/2017	A Western Adult Ala Carte	03 006 1523 0000 000000	500	25.75
071431	0004	11/10/2017	A HS Adult Ala Carte	03 006 1523 0000 000000	100	88.70
071431	0009	11/10/2017	A Jr. Hi Adult Ala Carte	03 006 1523 0000 000000	200	23.05
071431	0014	11/10/2017	A Eastern Adult Ala Carte	03 006 1523 0000 000000	300	17.75
071431	0019	11/10/2017	A Central Adult Ala Carte	03 006 1523 0000 000000	400	28.55
071431	0024	11/10/2017	A Western Adult Ala Carte	03 006 1523 0000 000000	500	18.00
071442	0004	11/17/2017	A HS Adult Ala Carte	03 006 1523 0000 000000	100	163.60
071442	0009	11/17/2017	A Jr. Hi Adult Ala Carte	03 006 1523 0000 000000	200	30.50
071442	0014	11/17/2017	A Eastern Adult Ala Carte	03 006 1523 0000 000000	300	28.75
071442	0019	11/17/2017	A Central Adult Ala Carte	03 006 1523 0000 000000	400	17.05
071442	0024	11/17/2017	A Western Adult Ala Carte	03 006 1523 0000 000000	500	21.75
071447	0004	11/21/2017	A HS Adult Ala Carte	03 006 1523 0000 000000	100	38.45
071447	0009	11/21/2017	A Jr. Hi Adult Ala Carte	03 006 1523 0000 000000	200	16.50
071447	0014	11/21/2017	A Eastern Adult Ala Carte	03 006 1523 0000 000000	300	3.25
071447	0019	11/21/2017	A Central Adult Ala Carte	03 006 1523 0000 000000	400	20.50
071447	0024	11/21/2017	A Western Adult Ala Carte	03 006 1523 0000 000000	500	4.25
071494	0004	11/30/2017	A HS Adult Ala Carte	03 006 1523 0000 000000	100	61.15
071494	0009	11/30/2017	A Jr. Hi Adult Ala Carte	03 006 1523 0000 000000	200	46.25
071494	0014	11/30/2017	A Eastern Adult Ala Carte	03 006 1523 0000 000000	300	32.00
071494	0019	11/30/2017	A Central Adult Ala Carte	03 006 1523 0000 000000	400	27.25
071494	0024	11/30/2017	A Western Adult Ala Carte	03 006 1523 0000 000000	500	20.50
RCPT CODE SUB-TOTAL:						878.40
071463	0001	11/27/2017	A Coke Commission Food Service	03 006 1851 0000 000000	000	83.52
071492	0001	11/27/2017	A Coke commission	03 006 1851 0000 000000	000	149.94
RCPT CODE SUB-TOTAL:						233.46
071495	0001	11/30/2017	A Preschool snacks	03 006 1890 0000 000000	000	668.25
RCPT CODE SUB-TOTAL:						668.25

STATUS (STS) CODES:

A-RECEIPT B-REFUND OF RECEIPT V-VOID REFUND OF RECEIPT X-REDUCTION OF EXPENDITURE  
 C-APPROPRIATION OR BUDGET MODIFICATIONS D-EXPENSE/SUPPLIES DISTRIBUTION F-FUND TO FUND TRANSFER

TRANS NO	ITEM NO	TRANS DATE	STS	DESCRIPTION OR SOURCE	TI	FUND	RCPT	SPEC	SUBJ	OPU	TRANS AMOUNT
071354	0001	11/08/2017	A	Federal Reimb Lunch High	03	006	4120	0000	000000	100	10,774.06
071354	0002	11/08/2017	A	Federal Reimb Lunch Jr High	03	006	4120	0000	000000	200	6,422.83
071354	0003	11/08/2017	A	Federal Reimb Lunch Central	03	006	4120	0000	000000	400	8,015.08
071354	0004	11/08/2017	A	Federal Reimb Lunch East	03	006	4120	0000	000000	300	10,875.26
071354	0005	11/08/2017	A	Federal Reimb Lunch Western	03	006	4120	0000	000000	500	5,070.56
071354	0006	11/08/2017	A	Fed Reimb Breakfast - High	03	006	4120	0000	000000	100	574.05
071354	0007	11/08/2017	A	Federal Reimb Breakfast - Jr H	03	006	4120	0000	000000	200	775.07
071354	0008	11/08/2017	A	Federal Reimb Break - Central	03	006	4120	0000	000000	400	1,102.98
071354	0009	11/08/2017	A	Federal Reimb Break - East	03	006	4120	0000	000000	300	1,719.81
071354	0010	11/08/2017	A	Federal Reimb Break - Western	03	006	4120	0000	000000	500	789.32
071354	0011	11/08/2017	A	Preschool Milk - Western	03	006	4120	1280	000000	500	184.40
071500	0001	11/30/2017	A	Federal Reimb Lunch High	03	006	4120	0000	000000	100	8,329.55
071500	0002	11/30/2017	A	Federal Reimb Lunch Jr High	03	006	4120	0000	000000	200	5,158.15
071500	0003	11/30/2017	A	Federal Reimb Lunch Central	03	006	4120	0000	000000	400	6,530.41
071500	0004	11/30/2017	A	Federal Reimb Lunch East	03	006	4120	0000	000000	300	8,790.57
071500	0005	11/30/2017	A	Federal Reimb Lunch Western	03	006	4120	0000	000000	500	4,290.31
071500	0006	11/30/2017	A	Fed Reimb Breakfast - High	03	006	4120	0000	000000	100	385.45
071500	0007	11/30/2017	A	Federal Reimb Breakfast - Jr H	03	006	4120	0000	000000	200	816.55
071500	0008	11/30/2017	A	Federal Reimb Break - Central	03	006	4120	0000	000000	400	827.08
071500	0009	11/30/2017	A	Federal Reimb Break - East	03	006	4120	0000	000000	300	1,747.31
071500	0010	11/30/2017	A	Federal Reimb Break - Western	03	006	4120	0000	000000	500	771.32
071500	0011	11/30/2017	A	Preschool Milk - Western	03	006	4120	1280	000000	500	157.21
RCPT CODE SUB-TOTAL:											84,107.53
071395	0002	11/10/2017	A	GFS Rebate 16-17 SY - Acct Cor	03	006	5300	0000	000000	000	2,680.46
RCPT CODE SUB-TOTAL:											2,680.46
FUND CODE SUB-TOTAL:											125,000.51
071499	0005	11/30/2017	A	Richland Bank May Interest	03	007	1410	9100	000000	000	11.35
RCPT CODE SUB-TOTAL:											11.35
071364	0001	11/03/2017	A	LMAS Donations	03	007	1820	9100	000000	000	250.00
071385	0001	11/06/2017	A	LMAS Donation	03	007	1820	9100	000000	000	35.00
071393	0004	11/08/2017	A	LMAS Donation	03	007	1820	9100	000000	000	50.00
071437	0001	11/17/2017	A	LMAS donation	03	007	1820	9100	000000	000	500.00
071462	0001	11/27/2017	A	LMAS donation	03	007	1820	9100	000000	000	125.00
RCPT CODE SUB-TOTAL:											960.00
FUND CODE SUB-TOTAL:											971.35

STATUS (STS) CODES:

A-RECEIPT B-REFUND OF RECEIPT V-VOID REFUND OF RECEIPT X-REDUCTION OF EXPENDITURE  
 C-APPROPRIATION OR BUDGET MODIFICATIONS D-EXPENSE/SUPPLIES DISTRIBUTION F-FUND TO FUND TRANSFER

TRANS NO	ITEM NO	TRANS DATE	STS DESCRIPTION OR SOURCE	TI FUND RCPT SFCC SUBJ OPU	TRANS AMOUNT
071499	0003	11/30/2017	A Richland Bank May Interest	03 007 1410 9800 000000 000	8.48
				RCPT CODE SUB-TOTAL:	8.48
				FUND CODE SUB-TOTAL:	8.48
071373	0001	11/04/2017	A MH coffee service	03 018 1690 9100 000000 000	80.00
071374	0001	11/04/2017	A Ohio Pyle	03 018 1690 9100 000000 000	129.51
071370	0001	11/07/2017	A Cuyahoga Vending	03 018 1690 9100 000000 000	25.37
071407	0001	11/10/2017	A MH coffee service	03 018 1690 9100 000000 000	62.75
071415	0001	11/13/2017	A Spanish Club Field Trip pymts	03 018 1690 9100 000000 000	195.00
071463	0003	11/27/2017	A Coke Commission High	03 018 1690 9100 000000 000	28.76
071484	0001	11/28/2017	A Senior parking tag	03 018 1690 9100 000000 000	27.00
				RCPT CODE SUB-TOTAL:	548.39
071408	0001	11/10/2017	A Veterans Day donations	03 018 1820 9100 000000 000	170.00
071455	0002	11/21/2017	A Gorman Rupp donation	03 018 1820 9100 000000 000	155.00
				RCPT CODE SUB-TOTAL:	325.00
				FUND CODE SUB-TOTAL:	873.39
071390	0001	11/06/2017	A "Choose Kindness" Shirt Sales	03 018 1620 9300 000000 000	1,525.00
				RCPT CODE SUB-TOTAL:	1,525.00
071409	0001	11/10/2017	A Video Game Club dues	03 018 1690 9300 000000 000	300.00
071463	0002	11/27/2017	A Coke Commission East	03 018 1690 9300 000000 000	40.61
071481	0001	11/30/2017	A Coke Commission East	03 018 1690 9300 000000 000	5.84-
				RCPT CODE SUB-TOTAL:	334.77
071389	0001	11/06/2017	A Kona truck money	03 018 1820 9300 000000 000	169.50
071433	0001	11/16/2017	A Wonder movie pymts	03 018 1820 9300 000000 000	693.50
071470	0001	11/28/2017	A 6th gr movie collection	03 018 1820 9300 000000 000	19.00
071471	0001	11/28/2017	A PTO - 6th gr movie collection	03 018 1820 9300 000000 000	200.00
071474	0001	11/28/2017	A Weaver fundraiser	03 018 1820 9300 000000 000	584.59
				RCPT CODE SUB-TOTAL:	1,466.59
				FUND CODE SUB-TOTAL:	3,526.36

STATUS (STS) CODES:  
 A-RECEIPT B-REFUND OF RECEIPT V-VOID REFUND OF RECEIPT X-REDUCTION OF EXPENDITURE  
 C-APPROPRIATION OR BUDGET MODIFICATIONS D-EXPENSE/SUPPLIES DISTRIBUTION F-FUND TO FUND TRANSFER

TRANS NO	ITEM NO	TRANS DATE	STS	DESCRIPTION OR SOURCE	TI	FUND	RCPT	SPCC	SUBJ	OPU	TRANS AMOUNT	
071473	0001	11/28/2017	A	Disney Decimal Night fundraise	03	018	1690	9302	000000	000	1,226.00	
											RCPT CODE SUB-TOTAL:	1,226.00
											FUND CODE SUB-TOTAL:	1,226.00
071362	0002	11/02/2017	A	Central fees princ acct	03	018	1630	9400	000000	000	8.00	
071369	0002	11/06/2017	A	Central fees princ acct	03	018	1630	9400	000000	000	6.00	
											RCPT CODE SUB-TOTAL:	14.00
											FUND CODE SUB-TOTAL:	14.00
071377	0002	11/02/2017	A	Western fees princ acct	03	018	1630	9500	000000	000	10.00	
071365	0002	11/03/2017	A	Westrn fees princ acct	03	018	1630	9500	000000	000	20.00	
071386	0002	11/06/2017	A	Western fees princ acct	03	018	1630	9500	000000	000	20.00	
071375	0002	11/07/2017	A	Western fees princ acct	03	018	1630	9500	000000	000	40.00	
071401	0002	11/08/2017	A	Western fees princ acct	03	018	1630	9500	000000	000	10.00	
071402	0002	11/09/2017	A	Western fees princ acct	03	018	1630	9500	000000	000	40.00	
071406	0002	11/10/2017	A	Western fees princ acct	03	018	1630	9500	000000	000	20.00	
071418	0002	11/14/2017	A	Western fees princ acct	03	018	1630	9500	000000	000	20.00	
071421	0002	11/15/2017	A	Western fees princ acct	03	018	1630	9500	000000	000	20.00	
071493	0002	11/30/2017	A	Western fees princ acct	03	018	1630	9500	000000	000	20.00	
											RCPT CODE SUB-TOTAL:	220.00
071481	0002	11/30/2017	A	Coke Commission West	03	018	1690	9500	000000	000	5.84	
											RCPT CODE SUB-TOTAL:	5.84
											FUND CODE SUB-TOTAL:	225.84
071356	0001	11/02/2017	A	Lost library book	03	018	1890	9501	000000	000	17.50	
071366	0001	11/03/2017	A	Lost library book	03	018	1890	9501	000000	000	14.00	
071368	0001	11/03/2017	A	Book fair - NSF Reimb	03	018	1890	9501	000000	000	17.98	
071388	0001	11/06/2017	A	Lost library book	03	018	1890	9501	000000	000	14.00	
071403	0001	11/10/2017	A	lost library book fine	03	018	1890	9501	000000	000	5.00	
071469	0001	11/28/2017	A	Library book fine	03	018	1890	9501	000000	000	8.00	
											RCPT CODE SUB-TOTAL:	76.48

STATUS (STS) CODES:

A-RECEIPT B-REFUND OF RECEIPT V-VOID REFUND OF RECEIPT X-REDUCTION OF EXPENDITURE  
 C-APPROPRIATION OR BUDGET MODIFICATIONS D-EXPENSE/SUPPLIES DISTRIBUTION F-FUND TO FUND TRANSFER

TRANS NO	ITEM NO	TRANS DATE	STS	DESCRIPTION OR SOURCE	TI	FUND	RCPT	SPCC	SUBJ	OPU	TRANS AMOUNT
FUND CODE SUB-TOTAL:											76.48
071393	0003	11/08/2017	A	PTO Recycling-Central	03	019	1890	9121	000000	000	8.78
071420	0003	11/15/2017	A	PTO Recycling-Central	03	019	1890	9121	000000	000	4.23
RCPT CODE SUB-TOTAL:											13.01
FUND CODE SUB-TOTAL:											13.01
071393	0001	11/08/2017	A	PTO Recycling-Eastern	03	019	1890	9122	000000	000	8.77
071420	0001	11/15/2017	A	PTO Recycling-Eastern	03	019	1890	9122	000000	000	4.22
RCPT CODE SUB-TOTAL:											12.99
FUND CODE SUB-TOTAL:											12.99
071393	0002	11/08/2017	A	PTO Recycling-Western	03	019	1890	9123	000000	000	8.77
071420	0002	11/15/2017	A	PTO Recycling-Western	03	019	1890	9123	000000	000	4.23
RCPT CODE SUB-TOTAL:											13.00
FUND CODE SUB-TOTAL:											13.00
071361	0001	11/02/2017	A	Boys Regional Soccer Adm 11/1	03	022	1615	9601	000000	000	1,554.00
071379	0001	11/03/2017	A	VB Reg Tourn Presale adm11/2	03	022	1615	9601	000000	000	2,058.00
071380	0001	11/03/2017	A	VB Reg Tourn adm11/2	03	022	1615	9601	000000	000	2,432.00
071381	0001	11/06/2017	A	VB Reg Tourn Presale adm11/4	03	022	1615	9601	000000	000	840.00
071382	0001	11/06/2017	A	VB Reg Tourn Presale adm 11/4	03	022	1615	9601	000000	000	2,224.00
RCPT CODE SUB-TOTAL:											9,108.00
FUND CODE SUB-TOTAL:											9,108.00
071499	0002	11/30/2017	A	Richland Bank May Int. 024	03	024	1410	0000	000000	000	695.12
RCPT CODE SUB-TOTAL:											695.12
071414	0001	11/13/2017	A	Zupan Nov Cobra	03	024	1872	0000	000000	000	873.01
071423	0001	11/15/2017	A	Siringer Ins Premium balance	03	024	1872	0000	000000	000	139.96

STATUS (STS) CODES:  
 A-RECEIPT B-REFUND OF RECEIPT V-VOID REFUND OF RECEIPT X-REDUCTION OF EXPENDITURE  
 C-APPROPRIATION OR BUDGET MODIFICATIONS D-EXPENSE/SUPPLIES DISTRIBUTION F-FUND TO FUND TRANSFER

TRANS NO	ITEM NO	TRANS DATE	STS	DESCRIPTION OR SOURCE	TI	FUND	RCPT	SPEC	SUBJ	OPU	TRANS AMOUNT	
071428	0001	11/20/2017	A	Employees' Premiums Nov	03	024	1872	0000	000000	000	59,647.01	
071429	0001	11/20/2017	A	Board's Premiums Nov	03	024	1872	0000	000000	000	331,082.30	
071448	0001	11/21/2017	A	Heck Nov Ins prem	03	024	1872	0000	000000	000	1,876.91	
											RCPT CODE SUB-TOTAL:	393,619.19
											FUND CODE SUB-TOTAL:	394,314.31
071486	0001	11/28/2017	A	French club t shirts	03	200	1620	9105	000000	000	12.00	
											RCPT CODE SUB-TOTAL:	12.00
071434	0001	11/17/2017	A	French club dues	03	200	1630	9105	000000	000	10.00	
											RCPT CODE SUB-TOTAL:	10.00
071434	0002	11/17/2017	A	Tshirts	03	200	1690	9105	000000	000	52.00	
											RCPT CODE SUB-TOTAL:	52.00
											FUND CODE SUB-TOTAL:	74.00
071371	0001	11/04/2017	A	Face painting	03	200	1620	9108	000000	000	16.50	
071410	0001	11/10/2017	A	Veterans Day Face Paint	03	200	1620	9108	000000	000	411.00	
											RCPT CODE SUB-TOTAL:	427.50
											FUND CODE SUB-TOTAL:	427.50
071453	0002	11/21/2017	A	Tshirs	03	200	1620	9115	000000	000	30.00	
											RCPT CODE SUB-TOTAL:	30.00
071436	0001	11/17/2017	A	Key Club Dues	03	200	1630	9115	000000	000	140.00	
071453	0001	11/21/2017	A	Key club dues	03	200	1630	9115	000000	000	60.00	
071485	0001	11/28/2017	A	Key Club dues	03	200	1630	9115	000000	000	20.00	
											RCPT CODE SUB-TOTAL:	220.00
071436	0002	11/17/2017	A	Key Club shirts	03	200	1690	9115	000000	000	150.00	
											RCPT CODE SUB-TOTAL:	150.00
											FUND CODE SUB-TOTAL:	400.00

STATUS (STS) CODES:

A-RECEIPT    B-REFUND OF RECEIPT    V-VOID REFUND OF RECEIPT    X-REDUCTION OF EXPENDITURE  
 C-APPROPRIATION OR BUDGET MODIFICATIONS    D-EXPENSE/SUPPLIES DISTRIBUTION    F-FUND TO FUND TRANSFER

TRANS NO	ITEM NO	TRANS DATE	STS	DESCRIPTION OR SOURCE	TI	FUND	RCPT	SPCC	SUBJ	OPU	TRANS AMOUNT
071459	0001	11/21/2017	A	Yearbook sales	03	200	1620	9119	000000	000	1,110.00
071487	0001	11/28/2017	A	NSF Check 55 to yearbook:	03	200	1620	9119	000000	000	65.00-
RCPT CODE SUB-TOTAL:											1,045.00
071456	0001	11/21/2017	A	HS Yearbook Fundraiser Chipotl	03	200	1690	9119	000000	000	512.73
071457	0001	11/21/2017	A	Yearbook Ad sales	03	200	1690	9119	000000	000	550.00
RCPT CODE SUB-TOTAL:											1,062.73
FUND CODE SUB-TOTAL:											2,107.73
071392	0001	11/02/2017	A	JH recycling	03	200	1690	9612	000000	000	7.20
071420	0004	11/15/2017	A	JH Milliron - Informed Teens	03	200	1690	9612	000000	000	10.80
071452	0001	11/21/2017	A	Spirit days	03	200	1690	9612	000000	000	79.00
RCPT CODE SUB-TOTAL:											97.00
FUND CODE SUB-TOTAL:											97.00
071363	0001	11/03/2017	A	JH PE Vending	03	300	1620	9206	000000	000	250.00
071454	0001	11/21/2017	A	JH PE vending	03	300	1620	9206	000000	000	240.00
RCPT CODE SUB-TOTAL:											490.00
FUND CODE SUB-TOTAL:											490.00
071358	0001	11/02/2017	A	2017/18 Winter season passes	03	300	1610	9600	000000	000	120.00
071378	0001	11/03/2017	A	2017/18 Winter season tickets	03	300	1610	9600	000000	000	1,200.00
071398	0001	11/08/2017	A	2017/18 winter sports passes	03	300	1610	9600	000000	000	312.00
071400	0001	11/08/2017	A	JH Swim meet adm 11/7	03	300	1610	9600	000000	718	176.00
071399	0001	11/09/2017	A	2017/18 winter sports passes	03	300	1610	9600	000000	000	92.00
071412	0001	11/10/2017	A	2017/18 Winter sports passes	03	300	1610	9600	000000	000	800.00
071413	0001	11/13/2017	A	JH Swim meet adm 11/11	03	300	1610	9600	000000	718	110.00
071424	0001	11/15/2017	A	2017/18 Winter sports passes	03	300	1610	9600	000000	000	1,700.00
071425	0001	11/16/2017	A	2017/18 Winter sports passes	03	300	1610	9600	000000	000	80.00
071440	0001	11/17/2017	A	2017/18 Winter passes	03	300	1610	9600	000000	000	380.00
071441	0001	11/20/2017	A	2017/18 Winter passes	03	300	1610	9600	000000	000	820.00
071450	0001	11/20/2017	A	JH Swim meet adm 11/18	03	300	1610	9600	000000	718	210.00
071450	0002	11/20/2017	A	JH Swim meet donation	03	300	1610	9600	000000	718	15.00
071458	0001	11/21/2017	A	Winter sports passes	03	300	1610	9600	000000	000	1,000.00

STATUS (STS) CODES:

A-RECEIPT B-REFUND OF RECEIPT V-VOID REFUND OF RECEIPT X-REDUCTION OF EXPENDITURE  
 C-APPROPRIATION OR BUDGET MODIFICATIONS D-EXPENSE/SUPPLIES DISTRIBUTION F-FUND TO FUND TRANSFER



TRANS NO	ITEM NO	TRANS DATE	STS	DESCRIPTION OR SOURCE	TI	FUND	RCPT	SPCC	SUBJ	OPU	TRANS AMOUNT
071460	0001	11/22/2017	A	JH Swim meet adm 11/21	03	300	1610	9600	000000	718	124.00
071466	0001	11/27/2017	A	2017/18 Winter passes	03	300	1610	9600	000000	000	890.00
071475	0001	11/28/2017	A	JH Boys BB adm 11/27	03	300	1610	9600	000000	715	278.00
071476	0001	11/28/2017	A	Swim meet adm 11/27	03	300	1610	9600	000000	707	284.00
071477	0001	11/28/2017	A	2017/18 Winter passes	03	300	1610	9600	000000	000	380.00
071489	0001	11/29/2017	A	Var/JV Girls BB Adm 11/28	03	300	1610	9600	000000	708	430.00
071497	0001	11/29/2017	A	2017/18 Winter passes	03	300	1610	9600	000000	000	440.00
071498	0001	11/30/2017	A	JH Girls BB Adm 11/29	03	300	1610	9600	000000	716	294.00
RCPT CODE SUB-TOTAL:											10,135.00
071383	0001	11/06/2017	A	Girls VB Reg program sales	03	300	1620	9600	000000	702	74.00
RCPT CODE SUB-TOTAL:											74.00
071357	0001	11/02/2017	A	2017/18 Program Ad sponsors	03	300	1690	9600	000000	000	195.00
071360	0001	11/02/2017	A	2017/18 Program sponsor	03	300	1690	9600	000000	000	195.00
071439	0001	11/17/2017	A	2017/18 Program ad	03	300	1690	9600	000000	000	324.00
071455	0001	11/21/2017	A	Gorman Rupp Ad	03	300	1690	9600	000000	000	195.00
071461	0001	11/27/2017	A	2017/18 Patron mailing	03	300	1690	9600	000000	000	25.00
071467	0001	11/27/2017	A	2017/18 Program ads	03	300	1690	9600	000000	000	1,255.00
071468	0001	11/27/2017	A	2017/18 Program ads	03	300	1690	9600	000000	000	1,500.00
071496	0001	11/29/2017	A	2017/18 Program ad	03	300	1690	9600	000000	000	195.00
RCPT CODE SUB-TOTAL:											3,884.00
071438	0001	11/17/2017	A	2017 Swim Invite fee	03	300	1890	9600	000000	709	130.00
RCPT CODE SUB-TOTAL:											130.00
FUND CODE SUB-TOTAL:											14,223.00
071397	0001	11/16/2017	A	Network Connectivity Revenue	03	451	3219	9018	000000	000	4,500.00
RCPT CODE SUB-TOTAL:											4,500.00
FUND CODE SUB-TOTAL:											4,500.00
071479	0001	11/30/2017	A	IDEA-B Revenue	03	516	4220	9018	000000	000	35,929.53
RCPT CODE SUB-TOTAL:											35,929.53

STATUS (STS) CODES:

A-RECEIPT    B-REFUND OF RECEIPT    V-VOID REFUND OF RECEIPT    X-REDUCTION OF EXPENDITURE  
 C-APPROPRIATION OR BUDGET MODIFICATIONS    D-EXPENSE/SUPPLIES DISTRIBUTION    F-FUND TO FUND TRANSFER

TRANS NO	ITEM NO	TRANS DATE	STS DESCRIPTION OR SOURCE	TJ	FUND	RCPT	SPCC	SUBJ	OPU	TRANS AMOUNT
FUND CODE SUB-TOTAL:										35,929.53
071478	0001	11/30/2017	A Title I Revenue	03	572	4220	9018	000000	000	31,241.39
RCPT CODE SUB-TOTAL:										31,241.39
FUND CODE SUB-TOTAL:										31,241.39
071480	0001	11/30/2017	A Title II-A Revenue	03	590	4220	9018	000000	000	6,981.74
RCPT CODE SUB-TOTAL:										6,981.74
FUND CODE SUB-TOTAL:										6,981.74
GRAND TOTAL:										2,380,408.01

STATUS (STS) CODES:

A-RECEIPT    B-REFUND OF RECEIPT    V-VOID REFUND OF RECEIPT    X-REDUCTION OF EXPENDITURE  
 C-APPROPRIATION OR BUDGET MODIFICATIONS    D-EXPENSE/SUPPLIES DISTRIBUTION    F-FUND TO FUND TRANSFER

	FYTD Receivable	FYTD Actual Receipts	MTD Actual Receipts	YTD Actual Receipts	FYTD Balance Receivable	FYTD Percent Received
*****TOTAL FOR FUND-SCC 001 0000 (GENERAL FUND):	23,769,839.00	10,609,783.38	1,706,701.82	23,145,623.77	13,160,055.62	44.64
*****TOTAL FOR FUND-SCC 003 0000 (PERMANENT IMPROVEMENT FUND):	690,237.00	306,592.04	41,850.58	688,039.16	383,644.96	44.42
*****TOTAL FOR FUND-SCC 006 0000 (FOOD SERVICE FUND):	747,980.00	251,779.77	125,000.51	670,929.32	516,200.23	30.99
*****TOTAL FOR FUND-SCC 007 9100 (LEXINGTON MINUTEMEN ACADEMIC SCHOLARSHIP FUND):	1,326.00	3,889.98	971.35	4,094.06	2,563.98	293.36
*****TOTAL FOR FUND-SCC 007 9800 (TERRY McCAMMON SCHOLARSHIP FUND):	108.00	53.65	8.48	113.47	54.35	49.68
*****TOTAL FOR FUND-SCC 007 9801 (MINUTEMAN ALUMNI SCHOLARSHIP FUND):	13.00	0.00	0.00	6.13	13.00	0.00
*****TOTAL FOR FUND-SCC 018 9100 (HIGH SCHOOL PRINCIPAL'S FUND):	11,507.00	3,550.92	873.39	11,530.63	7,956.08	30.86
*****TOTAL FOR FUND-SCC 018 9200 (JUNIOR HIGH PRINCIPAL'S FUND):	7,012.00	4,728.38	0.00	7,057.37	2,283.62	67.43
*****TOTAL FOR FUND-SCC 018 9300 (EASTERN PRINCIPAL'S FUND):	10,568.00	5,614.60	3,526.36	13,423.28	4,953.40	53.13
*****TOTAL FOR FUND-SCC 018 9301 (EASTERN ELEMENTARY BOOKFAIR/BOXTOPS FUND):	3,743.00	0.00	0.00	3,743.46	3,743.00	0.00

\*\*\* NOTE!! ONLY ACTIVE ACCOUNTS HAVE BEEN SELECTED, TOTALS MAY EXCLUDE AMOUNTS THAT ARE RELATED TO INACTIVE ACCOUNTS. \*\*\*

	FYTD Receivable	FYTD Actual Receipts	MTD Actual Receipts	YTD Actual Receipts	FYTD Balance Receivable	FYTD Percent Received
*****TOTAL FOR FUND-SCC 018 9302 (EASTERN ELEMENTARY MATH):	0.00	1,226.00	1,226.00	1,226.00	1,226.00	0.00
*****TOTAL FOR FUND-SCC 018 9400 (CENTRAL PRINCIPAL'S FUND):	6,698.00	1,756.14	14.00	4,481.73	4,941.86	26.22
*****TOTAL FOR FUND-SCC 018 9401 (CENTRAL ELEMENTARY BOOKFAIR FUND):	5,727.00	3,314.95	0.00	5,425.43	2,412.05	57.88
*****TOTAL FOR FUND-SCC 018 9402 (CENTRAL ELEMENTARY ART):	1,750.00	0.00	0.00	1,750.00	1,750.00	0.00
*****TOTAL FOR FUND-SCC 018 9500 (WESTERN PRINCIPAL'S FUND):	9,695.00	3,761.33	225.84	9,085.10	5,933.67	38.80
*****TOTAL FOR FUND-SCC 018 9501 (WESTERN ELEMENTARY BOOKFAIR/BOXTOPS FUND):	6,253.00	4,345.82	76.48	7,078.18	1,907.18	69.50
*****TOTAL FOR FUND-SCC 018 9503 (WESTERN ELEMENTARY ART):	1,900.00	0.00	0.00	1,900.00	1,900.00	0.00
*****TOTAL FOR FUND-SCC 019 9121 (CENTRAL ELEMENTARY PTO GRANTS):	2,500.00	1,073.01	13.01	1,152.40	1,426.99	42.92
*****TOTAL FOR FUND-SCC 019 9122 (EASTERN ELEMENTARY PTO GRANTS):	2,500.00	1,072.97	12.99	1,352.36	1,427.03	42.92
*****TOTAL FOR FUND-SCC 019 9123 (WESTERN ELEMENTARY PTO GRANTS):	2,500.00	1,072.97	13.00	1,152.39	1,427.03	42.92

\*\*\* NOTE!! ONLY ACTIVE ACCOUNTS HAVE BEEN SELECTED, TOTALS MAY EXCLUDE AMOUNTS THAT ARE RELATED TO INACTIVE ACCOUNTS. \*\*\*

	FYTD Receivable	FYTD Actual Receipts	MTD Actual Receipts	YTD Actual Receipts	FYTD Balance Receivable	FYTD Percent Received
*****TOTAL FOR FUND-SCC 019 9213 (RICH CO FOUND-BRAIN GAMES 5.0):	1,500.00	1,500.00	0.00	1,500.00	0.00	100.00
*****TOTAL FOR FUND-SCC 019 9214 (RICH CO FOUND-TALKING SENSE TO OUR NUMBERS):	1,269.63	1,269.63	0.00	1,269.63	0.00	100.00
*****TOTAL FOR FUND-SCC 019 9215 (RICH CO FOUND-SEE THE CIVILIZATION):	117.55	117.55	0.00	117.55	0.00	100.00
*****TOTAL FOR FUND-SCC 019 9216 (RICH CO FOUND-SCIENCE OLYMPIAD):	1,500.00	1,500.00	0.00	1,500.00	0.00	100.00
*****TOTAL FOR FUND-SCC 019 9217 (RICH CO FOUND-KICK BACK WITH CLASSICS):	902.25	902.25	0.00	902.25	0.00	100.00
*****TOTAL FOR FUND-SCC 019 9502 (RICHLAND CO HMG SENSORY GRANT):	2,000.00	0.00	0.00	2,000.00	2,000.00	0.00
*****TOTAL FOR FUND-SCC 022 9601 (OHSAA TOURNAMENT AGENCY FUND):	69,861.00	20,594.56	9,108.00	70,783.00	49,266.44	29.48
*****TOTAL FOR FUND-SCC 024 0000 (EMPLOYEE BENEFITS FUND FOR MEDICAL/DENTAL):	4,642,786.00	1,938,008.44	394,314.31	4,263,064.21	2,704,777.56	41.74
*****TOTAL FOR FUND-SCC 200 9102 (HIGH SCHOOL DRAMA CLUB):	30,258.00	0.00	0.00	26,943.00	30,258.00	0.00
*****TOTAL FOR FUND-SCC 200 9104 (HIGH SCHOOL LEADERSHIP COUNCIL):	2,806.00	3,282.00	0.00	3,282.00	476.00	116.96

\*\*\* NOTE!! ONLY ACTIVE ACCOUNTS HAVE BEEN SELECTED, TOTALS MAY EXCLUDE AMOUNTS THAT ARE RELATED TO INACTIVE ACCOUNTS. \*\*\*

	FYTD Receivable	FYTD Actual Receipts	MTD Actual Receipts	YTD Actual Receipts	FYTD Balance Receivable	FYTD Percent Received
*****TOTAL FOR FUND-SCC 200 9105 (HIGH SCHOOL FRENCH CLUB):	240.00	156.00	74.00	156.00	84.00	65.00
*****TOTAL FOR FUND-SCC 200 9107 (HIGH SCHOOL SPANISH CLUB):	790.00	0.00	0.00	25.00	790.00	0.00
*****TOTAL FOR FUND-SCC 200 9108 (HIGH SCHOOL LEO CLUB):	1,557.00	760.34	427.50	778.60	796.66	48.83
*****TOTAL FOR FUND-SCC 200 9114 (HIGH SCHOOL STUDENT COUNCIL FUND):	872.00	480.00	0.00	1,005.69	392.00	55.05
*****TOTAL FOR FUND-SCC 200 9115 (HIGH SCHOOL KEY CLUB):	366.00	400.00	400.00	405.00	34.00	109.29
*****TOTAL FOR FUND-SCC 200 9116 (HIGH SCHOOL CHESS CLUB):	50.00	0.00	0.00	50.00	50.00	0.00
*****TOTAL FOR FUND-SCC 200 9119 (HIGH SCHOOL YEARBOOK FUND):	18,754.00	6,987.73	2,107.73	18,186.73	11,766.27	37.26
*****TOTAL FOR FUND-SCC 200 9121 (HIGH SCHOOL NATIONAL HONOR SOCIETY):	2,766.00	890.00	0.00	3,656.07	1,876.00	32.18
*****TOTAL FOR FUND-SCC 200 9201 (JUNIOR HIGH ART CLUB):	276.00	95.50	0.00	212.39	180.50	34.60
*****TOTAL FOR FUND-SCC 200 9204 (JUNIOR HIGH STUDENT COUNCIL FUND):	721.00	1,075.50	0.00	1,186.50	354.50	149.17

\*\*\* NOTE!! ONLY ACTIVE ACCOUNTS HAVE BEEN SELECTED, TOTALS MAY EXCLUDE AMOUNTS THAT ARE RELATED TO INACTIVE ACCOUNTS. \*\*\*

Date: 12/04/17  
 Time: 8:57 am

LEXINGTON LOCAL SCHOOLS  
 Revenue Account Summary  
 SORTED BY FUND-SCC/ACCT

Page: 5  
 (REVSUM)

	FYTD Receivable	FYTD Actual Receipts	MTD Actual Receipts	YTD Actual Receipts	FYTD Balance Receivable	FYTD Percent Received
*****TOTAL FOR FUND-SCC 200 9205 (JUNIOR HIGH LIBRARY CLUB):	554.00	553.50-	0.00	0.00	1,107.50	99.91-
*****TOTAL FOR FUND-SCC 200 9301 (EASTERN ELEMENTARY STUDENT ACTIVITY FUND):	2,445.00	829.62	0.00	1,958.83	1,615.38	33.93
*****TOTAL FOR FUND-SCC 200 9611 (HIGH SCHOOL INFORMED TEENS FUND):	1,546.00	1,402.00	0.00	1,602.00	144.00	90.69
*****TOTAL FOR FUND-SCC 200 9612 (JUNIOR HIGH INFORMED TEENS FUND):	484.00	160.00	97.00	533.30	324.00	33.06
*****TOTAL FOR FUND-SCC 300 9115 (JAZZ BAND):	2,438.00	0.00	0.00	2,438.00	2,438.00	0.00
*****TOTAL FOR FUND-SCC 300 9116 (CHOIR):	50.00	0.00	0.00	0.00	50.00	0.00
*****TOTAL FOR FUND-SCC 300 9206 (JUNIOR HIGH PHYS ED DEPARTMENT FUND):	2,640.00	1,590.00	490.00	2,890.00	1,050.00	60.23
*****TOTAL FOR FUND-SCC 300 9600 (ATHLETIC FUND):	240,000.00	139,769.52	14,223.00	205,356.65	100,230.48	58.24
*****TOTAL FOR FUND-SCC 300 9603 (ELEMENTARY MUSIC):	223.00	0.00	0.00	222.50	223.00	0.00
*****TOTAL FOR FUND-SCC 451 9017 (Network Connectivity FY 2017):	0.00	0.00	0.00	4,500.00	0.00	0.00

\*\*\* NOTE!! ONLY ACTIVE ACCOUNTS HAVE BEEN SELECTED, TOTALS MAY EXCLUDE AMOUNTS THAT ARE RELATED TO INACTIVE ACCOUNTS. \*\*\*

LEXINGTON LOCAL SCHOOLS  
 Revenue Account Summary  
 SORTED BY FUND-SCC/ACCT

	FYTD Receivable	FYTD Actual Receipts	MTD Actual Receipts	YTD Actual Receipts	FYTD Balance Receivable	FYTD Percent Received
*****TOTAL FOR FUND-SCC 451 9018 (Network Connectivity FY 2018):	9,000.00	4,500.00	4,500.00	4,500.00	4,500.00	50.00
*****TOTAL FOR FUND-SCC 516 9017 (IDEA-B SPECIAL EDUCATION FY17):	114,221.06	59,949.37	0.00	213,301.20	54,271.69	52.49
*****TOTAL FOR FUND-SCC 516 9018 (IDEA-B SPECIAL EDUCATION FY18):	427,333.82	86,271.86	35,929.53	86,271.86	341,061.96	20.19
*****TOTAL FOR FUND-SCC 572 9017 (TITLE I FY17):	181,992.96	109,634.66	0.00	258,799.73	72,358.30	60.24
*****TOTAL FOR FUND-SCC 572 9018 (TITLE I FY18):	253,139.09	84,282.31	31,241.39	84,282.31	168,856.78	33.29
*****TOTAL FOR FUND-SCC 587 9017 (EARLY CHILDHOOD SPECIAL EDUCATION IDEA FY17):	2,377.62	293.23	0.00	1,605.85	2,084.39	12.33
*****TOTAL FOR FUND-SCC 587 9018 (EARLY CHILDHOOD SPECIAL EDUCATION IDEA FY18):	14,544.71	404.86	0.00	404.86	14,139.85	2.78
*****TOTAL FOR FUND-SCC 590 9017 (TITLE II-A IMPROVING TEACHER QUALITY FY17):	0.00	0.00	0.00	19,888.09	0.00	0.00
*****TOTAL FOR FUND-SCC 590 9018 (TITLE II-A IMPROVING TEACHER QUALITY FY18):	59,170.55	20,201.71	6,981.74	20,201.71	38,968.84	34.14
*****TOTAL FOR FUND-SCC 599 9018 (TITLE IV):	10,000.00	0.00	0.00	0.00	10,000.00	0.00

\*\*\* NOTE!! ONLY ACTIVE ACCOUNTS HAVE BEEN SELECTED, TOTALS MAY EXCLUDE AMOUNTS THAT ARE RELATED TO INACTIVE ACCOUNTS. \*\*\*



Date: 12/04/17  
Time: 8:57 am

LEXINGTON LOCAL SCHOOLS  
Revenue Account Summary  
SORTED BY FUND-SCC/ACCT

Page: 7  
(REVSUM)

FYTD Receivable	FYTD Actual Receipts	MTD Actual Receipts	YTD Actual Receipts	FYTD Balance Receivable	FYTD Percent Received
--------------------	----------------------------	---------------------------	---------------------------	-------------------------------	-----------------------------

\*\*\*\*\*GRAND TOTALS:

31,383,408.24	13,670,371.05	2,380,408.01	29,884,944.75	17,713,037.19	43.56
---------------	---------------	--------------	---------------	---------------	-------

---

---

\*\*\* NOTE!! ONLY ACTIVE ACCOUNTS HAVE BEEN SELECTED, TOTALS MAY EXCLUDE AMOUNTS THAT ARE RELATED TO INACTIVE ACCOUNTS. \*\*\*

LEXINGTON LOCAL SCHOOLS  
 Appropriation Account Summary  
 SORTED BY FUND-SCC

FYTD Appropriated	Prior FY Carryover Encumbrances	FYTD Expendable	FYTD Actual Expenditures	MTD Actual Expenditures	Current Encumbrances	FYTD Unencumbered Balance	FYTD Percent Exp/Enc
*****TOTAL FOR FUND-SCC 001 0000 (GENERAL FUND):							
24,261,301.00	229,036.40	24,490,337.40	9,930,571.26	2,061,888.76	1,785,984.69	12,773,781.45	47.84
*****TOTAL FOR FUND-SCC 003 0000 (PERMANENT IMPROVEMENT FUND):							
782,786.89	5,373.00	788,159.89	706,323.03	13,408.27	6,241.43	75,595.43	90.41
*****TOTAL FOR FUND-SCC 006 0000 (FOOD SERVICE FUND):							
747,992.48	0.00	747,992.48	296,621.66	67,381.06	161,589.71	289,781.11	61.26
*****TOTAL FOR FUND-SCC 007 9100 (LEXINGTON MINUTEMEN ACADEMIC SCHOLARSHIP FUND):							
9,250.00	500.00	9,750.00	1,658.72	0.00	5,500.00	2,591.28	73.42
*****TOTAL FOR FUND-SCC 007 9800 (TERRY McCAMMON SCHOLARSHIP FUND):							
750.00	0.00	750.00	500.00	0.00	0.00	250.00	66.67
*****TOTAL FOR FUND-SCC 018 9100 (HIGH SCHOOL PRINCIPAL'S FUND):							
13,294.65	495.00	13,789.65	3,804.62	859.57	1,218.13	8,766.90	36.42
*****TOTAL FOR FUND-SCC 018 9200 (JUNIOR HIGH PRINCIPAL'S FUND):							
8,163.66	984.50	9,148.16	481.50	0.00	8,657.00	9.66	99.89
*****TOTAL FOR FUND-SCC 018 9300 (EASTERN PRINCIPAL'S FUND):							
19,955.96	31.25	19,987.21	6,951.14	3,321.80	1,747.11	11,288.96	43.52
*****TOTAL FOR FUND-SCC 018 9301 (EASTERN ELEMENTARY BOOKFAIR/BOXTOPS FUND):							
11,000.00	0.00	11,000.00	556.19	23.97	4,124.17	6,319.64	42.55
*****TOTAL FOR FUND-SCC 018 9302 (EASTERN ELEMENTARY MATH):							
1,072.16	0.00	1,072.16	120.94	120.94	879.06	72.16	93.27

\*\*\* NOTE!! ONLY ACTIVE ACCOUNTS HAVE BEEN SELECTED, TOTALS MAY EXCLUDE AMOUNTS THAT ARE RELATED TO INACTIVE ACCOUNTS. \*\*\*

LEXINGTON LOCAL SCHOOLS  
 Appropriation Account Summary  
 SORTED BY FUND-SCC

FYTD Appropriated	Prior FY Carryover Encumbrances	FYTD Expendable	FYTD Actual Expenditures	MTD Actual Expenditures	Current Encumbrances	FYTD Unencumbered Balance	FYTD Percent Exp/Enc
*****TOTAL FOR FUND-SCC 018 9400 (CENTRAL PRINCIPAL'S FUND):							
13,129.23	1,127.21	14,256.44	1,515.23	47.34	1,066.00	11,675.21	18.11
*****TOTAL FOR FUND-SCC 018 9401 (CENTRAL ELEMENTARY BOOKFAIR FUND):							
6,928.28	2,500.00	9,428.28	3,605.88	2,289.17	1,214.65	4,607.75	51.13
*****TOTAL FOR FUND-SCC 018 9402 (CENTRAL ELEMENTARY ART):							
2,859.00	0.00	2,859.00	0.00	0.00	0.00	2,859.00	0.00
*****TOTAL FOR FUND-SCC 018 9500 (WESTERN PRINCIPAL'S FUND):							
15,500.00	1,702.29	17,202.29	2,131.40	0.00	988.50	14,082.39	18.14
*****TOTAL FOR FUND-SCC 018 9501 (WESTERN ELEMENTARY BOOKFAIR/BOXTOPS FUND):							
9,239.55	0.00	9,239.55	4,827.87	4,203.34	0.00	4,411.68	52.25
*****TOTAL FOR FUND-SCC 018 9503 (WESTERN ELEMENTARY ART):							
2,739.42	0.00	2,739.42	0.00	0.00	0.00	2,739.42	0.00
*****TOTAL FOR FUND-SCC 018 9901 (JUNIOR HIGH TEACHER ADVISORY FUND):							
109.25	0.00	109.25	0.00	0.00	0.00	109.25	0.00
*****TOTAL FOR FUND-SCC 019 9001 (ACADEMIC BOOSTERS GRANTS):							
769.07	0.00	769.07	0.00	0.00	0.00	769.07	0.00
*****TOTAL FOR FUND-SCC 019 9121 (CENTRAL ELEMENTARY PTO GRANTS):							
3,311.03	0.00	3,311.03	446.53	0.00	1,095.47	1,769.03	46.57
*****TOTAL FOR FUND-SCC 019 9122 (EASTERN ELEMENTARY PTO GRANTS):							
4,755.89	100.00	4,855.89	3,150.80	2,184.50	0.00	1,705.09	64.89

\*\*\* NOTE!! ONLY ACTIVE ACCOUNTS HAVE BEEN SELECTED, TOTALS MAY EXCLUDE AMOUNTS THAT ARE RELATED TO INACTIVE ACCOUNTS. \*\*\*

LEXINGTON LOCAL SCHOOLS  
 Appropriation Account Summary  
 SORTED BY FUND-SCC

FYTD Appropriated	Prior FY Carryover Encumbrances	FYTD Expendable	FYTD Actual Expenditures	MTD Actual Expenditures	Current Encumbrances	FYTD Unencumbered Balance	FYTD Percent Exp/Enc
*****TOTAL FOR FUND-SCC 019 9123 (WESTERN ELEMENTARY PTO GRANTS):							
5,895.96	412.68	6,308.64	1,141.04	395.92	779.98	4,387.62	30.45
*****TOTAL FOR FUND-SCC 019 9200 (RICHLAND COUNTY FOUNDATION GRANT PLAYGROUND):							
200.00	0.00	200.00	0.00	0.00	0.00	200.00	0.00
*****TOTAL FOR FUND-SCC 019 9208 (RICHLAND CO FOUND-BUILD A COMM OF READERS):							
10.32	0.00	10.32	0.00	0.00	0.00	10.32	0.00
*****TOTAL FOR FUND-SCC 019 9209 (RICH CO FOUND-LEARN TO READ FOR A LIFETIME):							
59.95	0.00	59.95	0.00	0.00	0.00	59.95	0.00
*****TOTAL FOR FUND-SCC 019 9210 (RICH CO FOUND-MULTI-SENS APPROACH TO LEARNING):							
0.46	0.00	0.46	0.00	0.00	0.00	0.46	0.00
*****TOTAL FOR FUND-SCC 019 9211 (RICH CO FOUND-BEE AWARENESS):							
17.58	0.00	17.58	0.00	0.00	0.00	17.58	0.00
*****TOTAL FOR FUND-SCC 019 9212 (RICH CO FOUND-DONT LET THE PIGEON STOP TALK):							
19.17	0.00	19.17	0.00	0.00	0.00	19.17	0.00
*****TOTAL FOR FUND-SCC 019 9213 (RICH CO FOUND-BRAIN GAMES 5.0):							
1,500.00	0.00	1,500.00	529.07	0.00	970.93	0.00	100.00
*****TOTAL FOR FUND-SCC 019 9214 (RICH CO FOUND-TALKING SENSE TO OUR NUMBERS):							
1,269.63	0.00	1,269.63	538.72	0.00	54.29	676.62	46.71
*****TOTAL FOR FUND-SCC 019 9215 (RICH CO FOUND-SEE THE CIVILIZATION):							
117.55	0.00	117.55	0.00	0.00	0.00	117.55	0.00

\*\*\* NOTE!! ONLY ACTIVE ACCOUNTS HAVE BEEN SELECTED, TOTALS MAY EXCLUDE AMOUNTS THAT ARE RELATED TO INACTIVE ACCOUNTS. \*\*\*

LEXINGTON LOCAL SCHOOLS  
 Appropriation Account Summary  
 SORTED BY FUND-SCC

FYTD Appropriated	Prior FY Carryover Encumbrances	FYTD Expendable	FYTD Actual Expenditures	MTD Actual Expenditures	Current Encumbrances	FYTD Unencumbered Balance	FYTD Percent Exp/Enc
*****TOTAL FOR FUND-SCC 019 9216 (RICH CO FOUND-SCIENCE OLYMPIAD):							
1,500.00	0.00	1,500.00	686.68	286.07	344.03	469.29	68.71
*****TOTAL FOR FUND-SCC 019 9217 (RICH CO FOUND-KICK BACK WITH CLASSICS):							
902.25	0.00	902.25	902.25	0.00	0.00	0.00	100.00
*****TOTAL FOR FUND-SCC 019 9502 (RICHLAND CO HMG SENSORY GRANT):							
2,000.00	2,000.00	4,000.00	2,000.00	0.00	569.75	1,430.25	64.24
*****TOTAL FOR FUND-SCC 022 9601 (OHSAA TOURNAMENT AGENCY FUND):							
70,231.96	1,886.30	72,118.26	16,081.01	14,938.19	30,656.30	25,380.95	64.81
*****TOTAL FOR FUND-SCC 024 0000 (EMPLOYEE BENEFITS FUND FOR MEDICAL/DENTAL):							
5,563,221.01	0.00	5,563,221.01	1,770,147.29	207,719.23	253,449.75	3,539,623.97	36.37
*****TOTAL FOR FUND-SCC 200 9101 (HIGH SCHOOL ART CLUB):							
93.76	0.00	93.76	0.00	0.00	0.00	93.76	0.00
*****TOTAL FOR FUND-SCC 200 9102 (HIGH SCHOOL DRAMA CLUB):							
24,550.00	0.00	24,550.00	2,266.00	16.00	4,500.00	17,784.00	27.56
*****TOTAL FOR FUND-SCC 200 9103 (HIGH SCHOOL MATH CLUB):							
52.70	0.00	52.70	0.00	0.00	0.00	52.70	0.00
*****TOTAL FOR FUND-SCC 200 9104 (HIGH SCHOOL LEADERSHIP COUNCIL):							
3,560.45	110.00	3,670.45	0.00	0.00	3,448.00	222.45	93.94
*****TOTAL FOR FUND-SCC 200 9105 (HIGH SCHOOL FRENCH CLUB):							
417.37	0.00	417.37	0.00	0.00	0.00	417.37	0.00

\*\*\* NOTE!! ONLY ACTIVE ACCOUNTS HAVE BEEN SELECTED, TOTALS MAY EXCLUDE AMOUNTS THAT ARE RELATED TO INACTIVE ACCOUNTS. \*\*\*

LEXINGTON LOCAL SCHOOLS  
 Appropriation Account Summary  
 SORTED BY FUND-SEC

FYTD Appropriated	Prior FY Carryover Encumbrances	FYTD Expendable	FYTD Actual Expenditures	MTD Actual Expenditures	Current Encumbrances	FYTD Unencumbered Balance	FYTD Percent Exp/Enc
*****TOTAL FOR FUND-SEC 200 9107 (HIGH SCHOOL SPANISH CLUB):							
1,564.97	0.00	1,564.97	0.00	0.00	38.82	1,526.15	2.48
*****TOTAL FOR FUND-SEC 200 9108 (HIGH SCHOOL LEO CLUB):							
4,361.41	144.47	4,505.88	118.53	27.95	1,892.47	2,494.88	44.63
*****TOTAL FOR FUND-SEC 200 9114 (HIGH SCHOOL STUDENT COUNCIL FUND):							
3,748.98	0.00	3,748.98	565.67	108.53	3,094.33	88.98	97.63
*****TOTAL FOR FUND-SEC 200 9115 (HIGH SCHOOL KEY CLUB):							
2,133.62	0.00	2,133.62	0.00	0.00	560.00	1,573.62	26.25
*****TOTAL FOR FUND-SEC 200 9116 (HIGH SCHOOL CHESS CLUB):							
371.00	0.00	371.00	0.00	0.00	0.00	371.00	0.00
*****TOTAL FOR FUND-SEC 200 9119 (HIGH SCHOOL YEARBOOK FUND):							
40,000.00	15,500.00	55,500.00	7,734.80	0.00	0.00	47,765.20	13.94
*****TOTAL FOR FUND-SEC 200 9120 (HIGH SCHOOL JOURNALISM FUND):							
665.44	0.00	665.44	0.00	0.00	0.00	665.44	0.00
*****TOTAL FOR FUND-SEC 200 9121 (HIGH SCHOOL NATIONAL HONOR SOCIETY):							
3,209.49	197.72	3,407.21	892.73	0.00	164.27	2,350.21	31.02
*****TOTAL FOR FUND-SEC 200 9201 (JUNIOR HIGH ART CLUB):							
665.63	0.00	665.63	0.00	0.00	0.00	665.63	0.00
*****TOTAL FOR FUND-SEC 200 9204 (JUNIOR HIGH STUDENT COUNCIL FUND):							
1,017.50	0.00	1,017.50	173.02	23.02	226.98	617.50	39.31

\*\*\* NOTE!! ONLY ACTIVE ACCOUNTS HAVE BEEN SELECTED, TOTALS MAY EXCLUDE AMOUNTS THAT ARE RELATED TO INACTIVE ACCOUNTS. \*\*\*

LEXINGTON LOCAL SCHOOLS  
 Appropriation Account Summary  
 SORTED BY FUND-SCC

FYTD Appropriated	Prior FY Carryover Encumbrances	FYTD Expendable	FYTD Actual Expenditures	MTD Actual Expenditures	Current Encumbrances	FYTD Unencumbered Balance	FYTD Percent Exp/Enc
*****TOTAL FOR FUND-SCC 200 9205 (JUNIOR HIGH LIBRARY CLUB):							
1,185.15	0.00	1,185.15	0.00	0.00	0.00	1,185.15	0.00
*****TOTAL FOR FUND-SCC 200 9301 (EASTERN ELEMENTARY STUDENT ACTIVITY FUND):							
3,115.03	0.00	3,115.03	1,009.62	360.00	140.00	1,965.41	36.91
*****TOTAL FOR FUND-SCC 200 9611 (HIGH SCHOOL INFORMED TEENS FUND):							
2,459.63	0.00	2,459.63	1,402.00	0.00	0.00	1,057.63	57.00
*****TOTAL FOR FUND-SCC 200 9612 (JUNIOR HIGH INFORMED TEENS FUND):							
686.90	0.00	686.90	50.00	50.00	0.00	636.90	7.28
*****TOTAL FOR FUND-SCC 300 9115 (JAZZ BAND):							
3,000.00	0.00	3,000.00	0.00	0.00	0.00	3,000.00	0.00
*****TOTAL FOR FUND-SCC 300 9116 (CHOIR):							
952.20	0.00	952.20	0.00	0.00	300.00	652.20	31.51
*****TOTAL FOR FUND-SCC 300 9206 (JUNIOR HIGH PHYS ED DEPARTMENT FUND):							
5,200.68	0.00	5,200.68	1,076.68	0.00	1,873.32	2,250.68	56.72
*****TOTAL FOR FUND-SCC 300 9210 (JR HIGH INSTRUMENTAL):							
41.03	0.00	41.03	0.00	0.00	0.00	41.03	0.00
*****TOTAL FOR FUND-SCC 300 9600 (ATHLETIC FUND):							
230,500.00	10,130.20	240,630.20	130,604.87	13,109.38	70,553.46	39,471.87	83.60
*****TOTAL FOR FUND-SCC 300 9602 (ORCHESTRA):							
63.22	0.00	63.22	0.00	0.00	0.00	63.22	0.00

\*\*\* NOTE!! ONLY ACTIVE ACCOUNTS HAVE BEEN SELECTED, TOTALS MAY EXCLUDE AMOUNTS THAT ARE RELATED TO INACTIVE ACCOUNTS. \*\*\*

LEXINGTON LOCAL SCHOOLS  
 Appropriation Account Summary  
 SORTED BY FUND-SCC

FYTD Appropriated	Prior FY Carryover Encumbrances	FYTD Expendable	FYTD Actual Expenditures	MTD Actual Expenditures	Current Encumbrances	FYTD Unencumbered Balance	FYTD Percent Exp/Enc
*****TOTAL FOR FUND-SCC 300 9603 (ELEMENTARY MUSIC):							
1,585.38	0.00	1,585.38	41.47	18.00	0.00	1,543.91	2.62
*****TOTAL FOR FUND-SCC 300 9605 (BAND):							
232.95	0.00	232.95	0.00	0.00	0.00	232.95	0.00
*****TOTAL FOR FUND-SCC 451 9018 (Network Connectivity FY 2018):							
9,000.00	0.00	9,000.00	9,000.00	0.00	0.00	0.00	100.00
*****TOTAL FOR FUND-SCC 516 9017 (IDEA-B SPECIAL EDUCATION FY17):							
11,891.11	6,509.98	18,401.09	18,401.09	0.00	0.00	0.00	100.00
*****TOTAL FOR FUND-SCC 516 9018 (IDEA-B SPECIAL EDUCATION FY18):							
481,605.51	0.00	481,605.51	94,645.03	22,596.23	196,167.95	190,792.53	60.38
*****TOTAL FOR FUND-SCC 572 9017 (TITLE I FY17):							
17,168.17	4,441.79	21,609.96	21,609.96	0.00	0.00	0.00	100.00
*****TOTAL FOR FUND-SCC 572 9018 (TITLE I FY18):							
325,497.39	0.00	325,497.39	87,487.15	22,638.62	16,320.66	221,689.58	31.89
*****TOTAL FOR FUND-SCC 587 9018 (EARLY CHILDHOOD SPECIAL EDUCATION IDEA FY18):							
16,629.10	0.00	16,629.10	404.86	0.00	10,829.10	5,395.14	67.56
*****TOTAL FOR FUND-SCC 590 9018 (TITLE II-A IMPROVING TEACHER QUALITY FY18):							
59,170.55	0.00	59,170.55	20,851.02	6,950.34	0.00	38,319.53	35.24
*****TOTAL FOR FUND-SCC 599 9018 (TITLE IV):							
10,000.00	0.00	10,000.00	0.00	0.00	0.00	10,000.00	0.00

\*\*\* NOTE!! ONLY ACTIVE ACCOUNTS HAVE BEEN SELECTED, TOTALS MAY EXCLUDE AMOUNTS THAT ARE RELATED TO INACTIVE ACCOUNTS. \*\*\*



LEXINGTON LOCAL SCHOOLS  
Appropriation Account Summary  
SORTED BY FUND-SEC

FYTD Appropriated	Prior FY Carryover Encumbrances	FYTD Expendable	FYTD Actual Expenditures	MTD Actual Expenditures	Current Encumbrances	FYTD Unencumbered Balance	FYTD Percent Exp/Enc
*****GRAND TOTALS:							
32,828,249.68	283,182.79	33,111,432.47	13,153,627.33	2,444,966.20	2,577,240.31	17,380,564.83	47.51

\*\*\* NOTE!! ONLY ACTIVE ACCOUNTS HAVE BEEN SELECTED, TOTALS MAY EXCLUDE AMOUNTS THAT ARE RELATED TO INACTIVE ACCOUNTS. \*\*\*