

LEXINGTON LOCAL SCHOOLS



FINANCIAL REPORT
FOR THE PERIOD ENDING
NOVEMBER 30, 2012

PREPARED BY
CHRISTINA BENNETT, TREASURER

DATE: 12/03/2012
TIME: 18:04

LEXINGTON LOCAL SCHOOLS
CASH RECONCILIATION AS OF 11/30/2012

PAGE: 1
(USAEMSED)

	SUB-TOTALS	TOTALS
	-----	-----
Gross Depository Balances:		
RICHLAND BANK SWEEP ACCT 0581	\$ 1,806,298.96	
RICHLAND BANK GENERAL ACCT 0580	1,148.65	
RICHLAND BANK ANTHEM SWEEP 4340	1,224,576.63	
RICHLAND BANK EE BENEFITS 3180	0.00	
RICHLAND BANK PAYROLL ACCT 9780	0.00	
RICHLAND BANK TOURNAMENT ACC8280	1,944.83	
RICHLAND BANK ATHLETIC ACCT 3280	2,720.31	

Total Depository Balances (Gross)		\$ 3,036,689.38
Adjustments to Bank Balance:		
Cash in Transit to Bank	\$ 5,073.54	
Outstanding Checks	69,986.84-	
Adjustments	586.09-	
MUNICIPAL DEDUCTIONS		

Total Adjustments to Bank Balance		65,499.39-
Investments:		
Treasury Bonds and Notes	\$ 0.00	
Certificate of Deposits	0.00	
Other Securities	0.00	
Other Investments:		

Total Investments		0.00
Cash on Hand:		
Petty Cash:		
TREASURER'S OFFICE	\$ 100.00	
HIGH SCHOOL	50.00	
JUNIOR HIGH SCHOOL	50.00	
EASTERN, CENTRAL, WESTERN	150.00	
ATHLETIC OFFICE	150.00	
Change Cash:		
ATHLETIC CHANGE	\$ 1,550.00	
CAFETERIA CHANGE	570.00	
JUNIOR HIGH SCHOOL	300.00	
EASTERN ELEMENTARY	200.00	
CENTRAL ELEMENTARY	100.00	
Cash with Fiscal Agent	0.00	

Total Cash on Hand		3,220.00
Total Balances		\$ 2,974,409.99
		=====
Total Fund Balance		\$ 2,974,409.99
		=====
Depository Clearance Accounts:		
RICHLAND BANK BOND/COUPON	\$ 0.00	

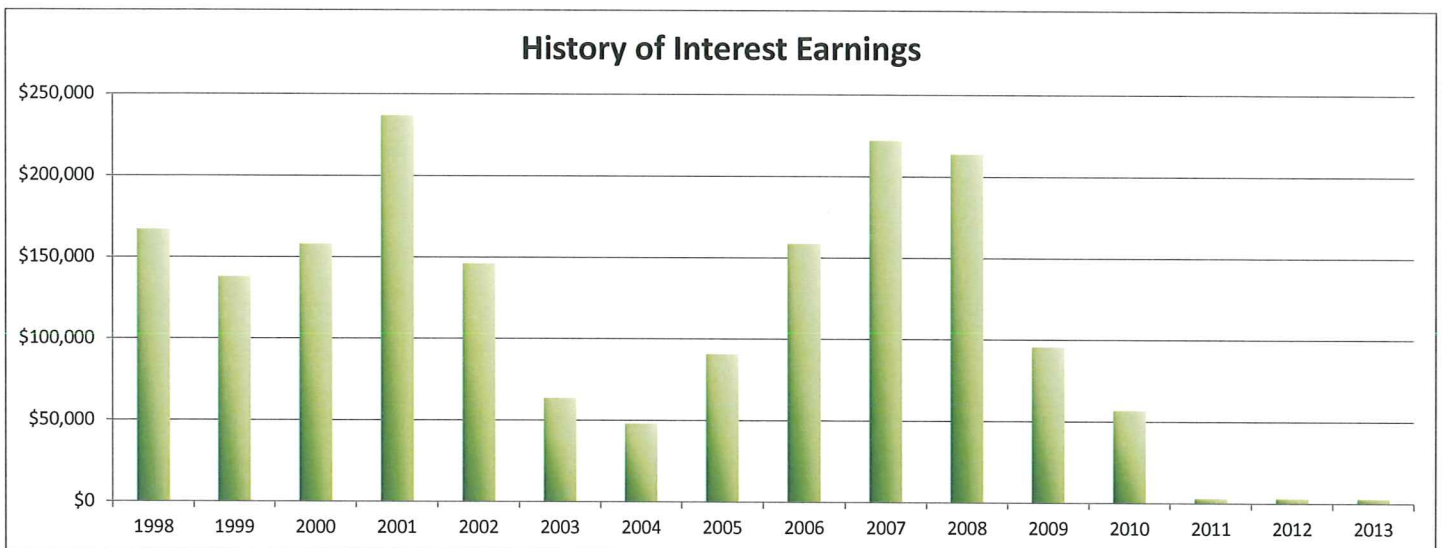
J Bennett

LEXINGTON LOCAL SCHOOLS
INVESTMENT REPORT
FOR THE MONTH ENDING November 30, 2012

INTEREST EARNED:	THIS MONTH	FISCAL YEAR TO DATE
Richland Bank, General Sweep	\$299.16	\$2,113.61
Richland Bank, Anthem Sweep	\$144.19	\$731.93
Star Ohio	\$0.00	\$0.00
Certificates of Deposit	\$0.00	\$0.00
Bonds and other types of investments	\$0.00	\$0.00
TOTAL INTEREST RECEIVED	\$443.35	\$2,845.54

History of Interest Earnings	Fiscal Year	Interest Earnings
	1998	\$ 167,057.52
	1999	\$ 138,113.69
	2000	\$ 157,991.72
	2001	\$ 236,839.79
	2002	\$ 146,052.34
	2003	\$ 63,712.36
	2004	\$ 47,970.95
	2005	\$ 90,719.94
	2006	\$ 158,724.51
	2007	\$ 221,998.86
	2008	\$ 213,660.34
	2009	\$ 95,639.63
	2010	\$ 56,860.22
	2011	\$ 3,001.78
	2012	\$ 3,090.00
FISCAL YTD	2013	\$2,845.54

Total Earnings \$ 1,804,279.19



FINANCIAL SUMMARY REPORT
Processing Month: November 2012
LEXINGTON LOCAL SCHOOLS

Fnd	Sec	Description	Beginning Balance	MTD Revenues	FYTD Revenues	MTD Expenditures	FYTD Expenditures	Current Available Balance
001	0000	GENERAL FUND	765,245.66	789,622.70	9,604,631.92	1,687,287.27	8,695,915.37	1,673,962.21
001	9009	BUS PURCHASE-REPLACEMENT	692.17	.00	.00	692.17	692.17	.00
001	9412	GENERAL BUDGET RESERVE SE	87,928.97	.00	.00	.00	.00	87,928.97
001	9800	FINGERPRINT PAYMENT CLEAR	955.74	49.00	1,137.00	118.00	1,088.00	1,004.74
002	0000	BOND RETIREMENT FUND	1,925.82	.00	.00	.00	.00	1,925.82
003	0000	PERMANENT IMPROVEMENT FUN	2,518.42	11,093.14	314,541.74	2,338.81	396,258.44	79,198.28
006	0000	FOOD SERVICE FUND	54,255.85	134,513.73	294,161.11	90,381.35	382,514.98	34,098.02
007	9800	TERRY MCCANNON SCHOLARSHI	11,223.04	1.13	5.77	.00	.00	11,228.81
007	9801	MINUTEMAN ALUMNI SCHOLARS	1,038.26	1,345.24	1,345.67	.00	.00	2,383.93
007	9999	LEXINGTON SCHOOLS TRUST F	.00	12,460.95	14,994.95	.00	.00	14,994.95
018	9003	HIGH SCHOOL MARCHING BAND	58.80	.00	.00	.00	.00	58.80
018	9100	HIGH SCHOOL PRINCIPAL'S F	1,693.19	1,814.94	3,441.62	.00	2,604.07	2,530.74
018	9200	JUNIOR HIGH PRINCIPAL'S F	1,816.65	1,342.87	6,096.87	70.00	850.07	7,063.45
018	9300	EASTERN PRINCIPAL'S FUND	1,412.35	2,567.59	2,712.78	988.00	650.09	3,475.04
018	9301	EASTERN ELEMENTARY BOOKFA	1,695.00	.00	.00	.00	.00	1,695.00
018	9400	CENTRAL PRINCIPAL'S FUND	7,326.69	113.80	1,106.29	310.00	208.50	8,224.48
018	9401	CENTRAL ELEMENTARY BOOKFA	363.35	2,082.72	4,040.76	2,926.20	3,289.55	1,114.56
018	9500	WESTERN PRINCIPAL'S FUND	8,293.17	471.00	2,857.00	821.04	7,497.64	3,652.53
018	9501	WESTERN ELEMENTARY BOOKFA	1,880.79	.00	3,857.13	.00	3,857.13	1,880.79
018	9502	HIGH SCHOOL ACADEMIC BOOS	2,278.33	.00	.00	.00	456.63	1,821.70
018	9901	JUNIOR HIGH TEACHER ADVIS	586.97	.00	.00	.00	.00	586.97
019	9001	ACADEMIC BOOSTERS GRANTS	2,805.00	.00	.00	.00	1,741.72	1,063.28
019	9100	RICHLAND FOUNDATION GRANT	.00	.00	580.00	.00	.00	580.00
019	9101	RICHLAND FOUNDATION GRANT	.00	.00	996.00	.00	996.00	.00
019	9102	RICHLAND FOUNDATION GRANT	.00	.00	1,000.00	1,000.00	1,000.00	.00
019	9121	CENTRAL ELEMENTARY PTO GR	3,951.43	2,021.16	2,105.39	.00	2,025.40	4,031.42
019	9122	EASTERN ELEMENTARY PTO GR	3,174.41	2,021.16	2,105.36	555.50	2,934.50	2,345.27
019	9123	WESTERN ELEMENTARY PTO GR	6,947.44	2,021.17	2,105.38	.00	6,900.00	2,152.82
019	9200	RICHLAND COUNTY FOUNDATIO	4,932.00	.00	.00	.00	.00	4,932.00
019	9616	WALMART TEACHER OF THE YE	88.60	.00	.00	.00	.00	88.60
024	0000	EMPLOYEE BENEFITS FUND FO	1,144,442.51	301,614.06	1,497,003.06	290,075.42	1,416,868.94	1,224,576.63
200	9011	CLASS OF 2011	74.11	.00	.00	.00	.00	74.11
200	9012	CLASS OF 2012	990.00	.00	.00	.00	.00	990.00
200	9101	HIGH SCHOOL ART CLUB	93.76	.00	.00	.00	.00	93.76
200	9102	HIGH SCHOOL DRAMA CLUB	13,445.21	2,814.00	2,814.00	795.97	795.97	15,463.24
200	9103	HIGH SCHOOL MATH CLUB	135.70	.00	.00	.00	93.00	42.70
200	9104	HIGH SCHOOL LEADERSHIP CO	846.14	.00	.00	.00	.00	846.14
200	9105	HIGH SCHOOL FRENCH CLUB	167.54	.00	.00	52.69	107.69	59.85
200	9107	HIGH SCHOOL SPANISH CLUB	722.01	15.00	1,265.00	.00	675.00	1,312.01
200	9108	HIGH SCHOOL LEO CLUB	1,431.44	155.92	965.29	184.67	735.26	1,661.47
200	9112	HIGH SCHOOL ELECTRONICS C	459.99	.00	.00	.00	459.99	.00
200	9114	HIGH SCHOOL STUDENT COUNC	1,945.97	110.00	2,345.00	.00	1,119.25	3,171.72
200	9115	HIGH SCHOOL KEY CLUB	1,704.92	493.00	503.00	.00	.00	2,207.92
200	9119	HIGH SCHOOL YEARBOOK FUND	45,244.77	385.00	7,325.00	988.57	18,021.27	34,548.50
200	9120	HIGH SCHOOL JOURNALISM FU	622.59	.00	.00	.00	.00	622.59
200	9121	HIGH SCHOOL NATIONAL HONO	1,942.40	.00	.00	355.21	355.21	1,587.19

FINANCIAL SUMMARY REPORT
Processing Month: November 2012
LEXINGTON LOCAL SCHOOLS

Fnd	Sec	Description	Beginning Balance	MTD Revenues	FYTD Revenues	MTD Expenditures	FYTD Expenditures	Current Available Balance
200	9160	HIGH SCHOOL GERMAN CLUB	123.22	.00	.00	.00	.00	123.22
200	9201	JUNIOR HIGH ART CLUB	9.13	.00	.00	.00	6.00	3.13
200	9204	JUNIOR HIGH STUDENT COUNC	918.54	.00	502.90	.00	.00	1,421.44
200	9205	JUNIOR HIGH LIBRARY CLUB	77.65	.00	.00	.00	.00	77.65
200	9301	EASTERN ELEMENTARY STUDEN	165.56	.00	.00	.00	.00	165.56
200	9401	CENTRAL ELEMENTARY STUDEN	526.36	8.98-	.00	518.57-	.00	526.36
200	9611	HIGH SCHOOL INFORMED TEEN	442.63	.00	.00	.00	.00	442.63
300	9106	HIGH SCHOOL INTRAMURALS	89.31	.00	.00	.00	.00	89.31
300	9115	JAZZ BAND	676.54	250.00	250.00	.00	.00	926.54
300	9116	CHOIR	3,897.23	763.92	1,045.83	.00	475.00	4,468.06
300	9206	JUNIOR HIGH PHYS ED DEPAR	1,336.06	200.00	685.00	748.65	1,655.43	365.63
300	9210	JR HIGH INSTRUMENTAL	41.03	.00	.00	.00	.00	41.03
300	9600	ATHLETIC FUND	33,128.83	15,403.08	120,149.58	19,947.07	102,692.74	50,585.67
300	9601	ATHLETIC TOURNAMENT FUND	1,316.70	701.00	7,171.00	5,429.00	7,261.87	1,225.83
300	9602	ORCHESTRA	63.22	.00	.00	.00	.00	63.22
300	9603	ELEMENTARY MUSIC	945.67	.00	.00	.00	.00	945.67
300	9604	WINTER GUARD	62.44	.00	.00	.00	.00	62.44
300	9605	BAND	326.13	.00	.00	.00	.00	326.13
499	9101	STATE GRANT 2001 READING	4,234.92	.00	.00	.00	1,737.78	2,497.14
506	9012	RACE TO THE TOP GRANT FY1	955.81	.00	756.81-	.00	199.00	.00
506	9013	RACE TO THE TOP GRANT FY1	.00	.00	1,863.24	2,202.61	8,249.38	6,386.14-
506	9912	MY VOICE OHIO GRANT FY12	.00	.00	3,875.00	.00	3,875.00	.00
506	9913	OHIO RESIDENT EDUCATOR PR	.00	.00	350.00	.00	350.00	.00
516	9013	IDEA-B SPECIAL EDUCATION	.00	.00	39,095.93	61,253.07	108,034.23	68,938.30-
572	9012	TITLE I TARGETED ASSISTAN	7,326.91	.00	20,324.17	.00	27,651.08	.00
572	9013	TITLE I TARGETED ASSISTAN	.00	.00	43,597.88	20,051.30	66,193.03	22,595.15-
590	9012	TITLE II-A IMPROVING TEAC	4,819.62	.00	2,076.42	.00	6,896.04	.00
590	9013	TITLE II-A IMPROVING TEAC	.00	.01	10,567.62	6,467.47	17,283.11	6,715.49-
Grand Total All Funds			2,250,840.67	1,286,408.31	12026,840.85	2,195,521.47	11303,271.53	2974,409.99
Total Invested Funds			.00					

DATE: 12/03/2012
TIME: 14:55:31OHIO DEPARTMENT OF EDUCATION - OFFICE OF SCHOOL MANAGEMENT ASSISTANCE
ANNUAL SPENDING PLAN (CURRENT OPERATION - GENERAL FUND ONLY - O.R.C. 5705.391)

PAGE: 1

SCHOOL DISTRICT: LEXINGTON LOCAL SCHOOLS

IRN # 049437

COUNTY: RICHLAND

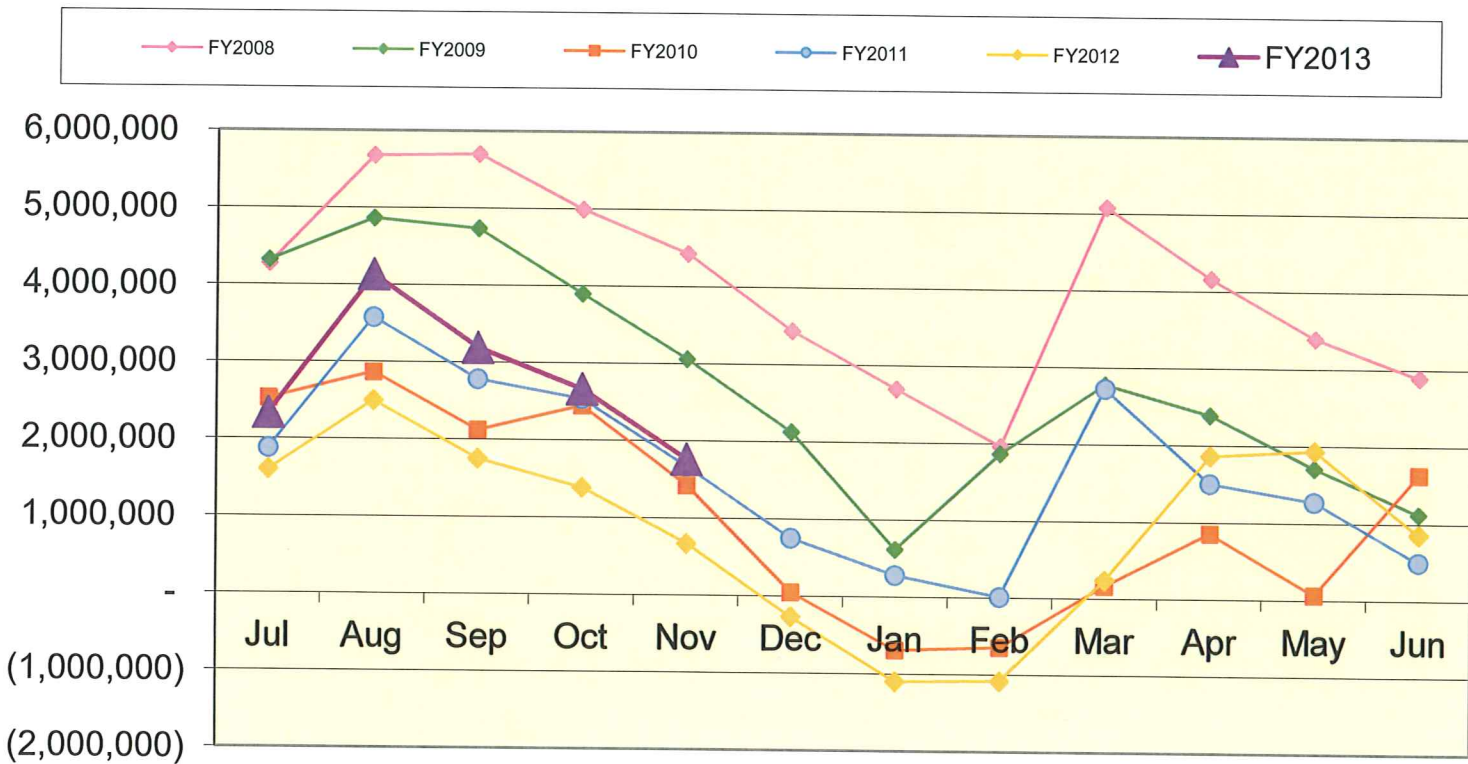
FISCAL YEAR: 2013 MONTH: 11

	MONTHLY ESTIMATE	MONTHLY ACTUAL	MONTHLY DIFFERENCE	FISCAL YTD ESTIMATE	FISCAL YTD ACTUAL	FISCAL YTD DIFFERENCE
REVENUES						
01.010 General Property (Real Estate)	0	0	0	4,760,000	4,720,601	39,399-
01.020 Tangible Personal Property Tax	0	0	0	97,000	167,291	70,291
01.030 Income Tax	0	0	0	0	0	0
01.035 Unrestricted Grants-in-Aid	710,000	773,554	63,554	3,560,000	3,636,026	76,026
01.040 Restricted Grants-in-Aid	400	392	8-	1,900	1,764	136-
01.045 Restricted Grants-in-Aid - SFSF	0	0	0	0	0	0
01.050 Property Tax Allocation	0	1,035	1,035	840,000	865,387	25,387
01.060 All Other Operating Revenue	25,000	12,582	12,418-	170,000	137,842	32,158-
01.070 Total Revenue	735,400	787,563	52,163	9,428,900	9,528,911	100,011
OTHER FINANCING SOURCES						
02.010 Proceeds from Sale of Notes	0	0	0	0	0	0
02.020 State Emergency Loans & Advancements (Approved)	0	0	0	0	0	0
02.040 Operating Transfers-In	0	0	0	0	0	0
02.050 Advances-In	0	0	0	0	0	0
02.060 All Other Financing Sources	15,000	2,108	12,892-	105,000	76,858	28,142-
02.070 Total Other Financing Sources	15,000	2,108	12,892-	105,000	76,858	28,142-
02.080 Total Revenues and Other Financing Sources	750,400	789,671	39,271	9,533,900	9,605,769	71,869
EXPENDITURES						
03.010 Personal Services	975,000	933,724	41,276-	4,990,000	4,919,314	70,686-
03.020 Employees' Retirement/Insurance Benefits	410,000	403,324	6,676-	2,100,000	2,135,341	35,341
03.030 Purchased Services	268,000	313,435	45,435	1,148,000	1,094,449	53,551-
03.040 Supplies and Materials	40,000	31,874	8,126-	402,000	412,066	10,066
03.050 Capital Outlay	3,000	3,746	746	9,000	20,053	11,053
03.060 Intergovernmental	0	0	0	0	0	0
04.010 Debt Service: All Principal (Historical)	0	0	0	0	0	0
04.020 Debt Service: Principal - Notes	0	0	0	0	0	0
04.030 Debt Service: Principal - State Loans	0	0	0	0	0	0
04.040 Debt Service: Principal - State Advancements	0	0	0	0	0	0
04.050 Debt Service: Principal - HB 264 Loans	0	0	0	0	0	0
04.055 Debt Service: Principal - Other	0	0	0	0	0	0
04.060 Debt Service: Interest and Fiscal Charges	0	0	0	0	0	0
04.300 Other Objects	70,000	1,993	68,007-	113,000	116,472	3,472
04.500 Total Expenditures	1,766,000	1,688,096	77,904-	8,762,000	8,697,695	64,305-
OTHER FINANCING USES						
05.010 Operating Transfers - Out	0	0	0	0	0	0
05.020 Advances - Out	0	0	0	0	0	0
05.030 All Other Financing Uses	0	0	0	0	0	0
05.040 Total Other Financing Uses	0	0	0	0	0	0
05.050 Total Expenditure and Other Financing Uses	1,766,000	1,688,096	77,904-	8,762,000	8,697,695	64,305-
06.010 Excess Rev & Oth Financing Sources over(under) Exp &	1,015,600-	898,425-	117,175	771,900	908,074	136,174
07.010 Beginning Cash Balance	2,642,323	2,661,322	18,999	854,823	854,823	0
07.020 Ending Cash Balance	1,626,723	1,762,897	136,174	1,626,723	1,762,897	136,174
08.010 Outstanding Encumbrances	1,400,000	1,312,803	87,197-	1,400,000	1,312,803	87,197-

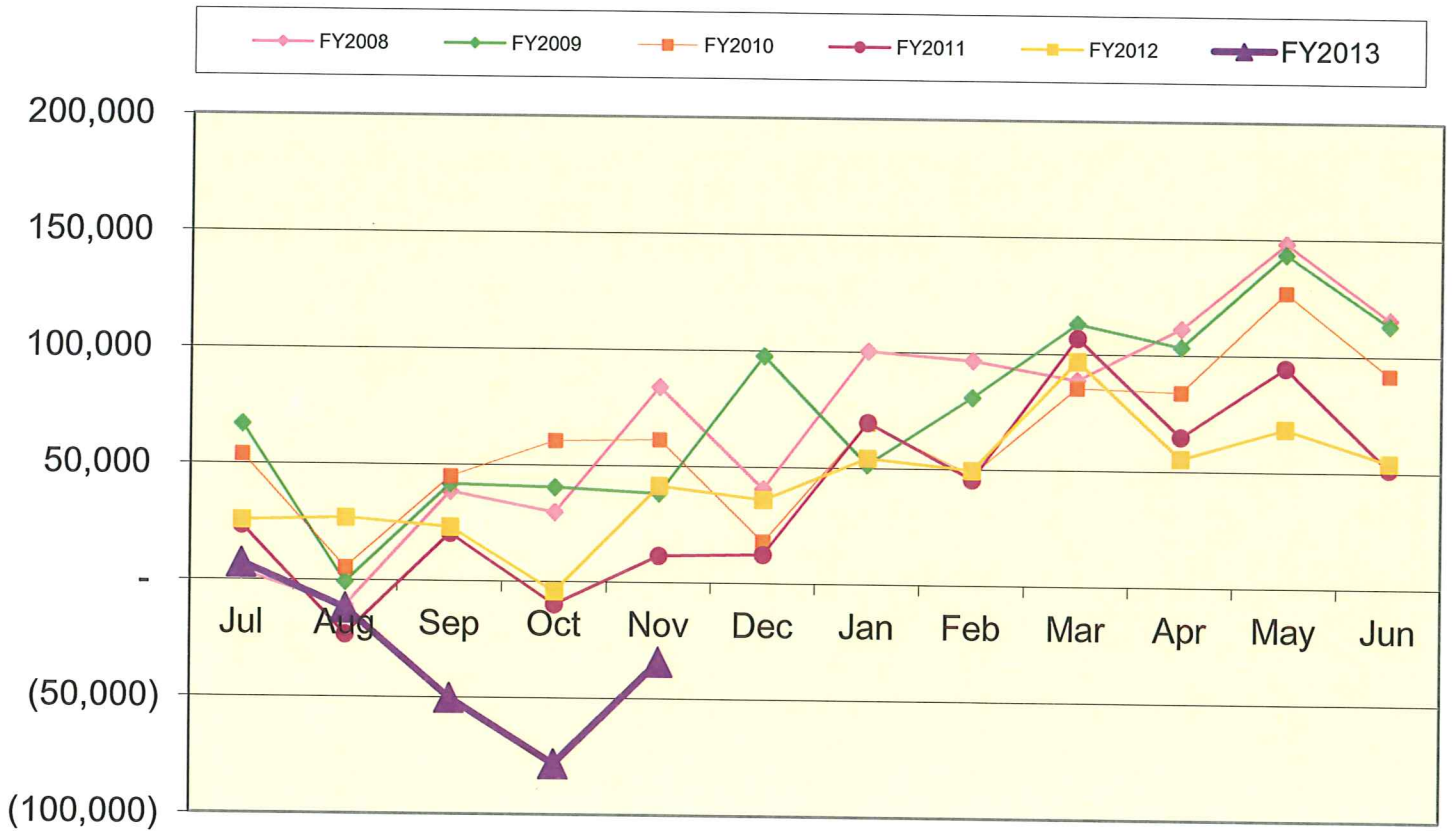
**LEXINGTON LOCAL SCHOOL DISTRICT
GENERAL FUND ONLY 2012-13
SUMMARY OF RECEIPTS AND EXPENDITURES - FIVE YEAR FORECAST FORMAT**

LINE 7.010	BEGINNING CASH BALANCE		\$ 854,823		
	11/30/2012	FISCAL	FISCAL	VARIANCE	PERCENT
		YEAR TO DATE	YEAR TO DATE	Estimate vs.	of
		Estimate	Actual	Actual	VARIANCE
REVENUES					
LINE 1.010	Real Estate Tax	\$ 4,760,000	\$ 4,720,601	(\$39,399)	-0.83%
LINE 1.020	Personal Property Tax	\$ 97,000	\$ 167,291	\$70,291	72.46%
LINE 1.030	Income Tax	\$ -	\$ -		
LINE 1.035	State Funding	\$ 3,560,000	\$ 3,636,026	\$76,026	2.14%
LINE 1.040	Career Tech Funding	\$ 1,900	\$ 1,764	(\$136)	-7.16%
LINE 1.050	Property Tax Allocation	\$ 840,000	\$ 865,387	\$25,387	3.02%
LINE 1.060	Other Operating Revenue	\$ 170,000	\$ 137,842	(\$32,158)	-18.92%
LINE 1.070	TOTAL REVENUE	\$ 9,428,900	\$ 9,528,911	\$100,011	1.06%
			\$ -		
LINE 2.01	Proceeds from Notes	\$ -	\$ -	\$0	
LINE 2.04	Transfers In	\$ -	\$ -	\$0	
LINE 2.050	Advances In	\$ -	\$ -	\$0	
LINE 2.060	Other Financing Sources	\$ 105,000	\$ 76,858	(\$28,142)	-26.80%
LINE 2.070	TOTAL OTHER SOURCES	\$ 105,000	\$ 76,858	(\$28,142)	-26.80%
LINE 2.080	TOTAL REVENUES & Sources	\$ 9,533,900	\$ 9,605,769	\$71,869	0.75%
EXPENSES					
LINE 3.010	Salaries	\$ 4,990,000	\$ 4,919,314	\$70,686	1.42%
LINE 3.020	Retirement and Benefits	\$ 2,100,000	\$ 2,135,341	(\$35,341)	-1.68%
LINE 3.030	Purchased Services	\$ 1,148,000	\$ 1,094,449	\$53,551	4.66%
LINE 3.040	Supplies and Materials	\$ 402,000	\$ 412,066	(\$10,066)	-2.50%
LINE 3.050	Capital Outlay and Equipment	\$ 9,000	\$ 20,053	(\$11,053)	-122.81%
LINE 3.06	INTERGOVERNMENTAL	\$ -	\$ -	\$0	
LINE 4.020	DEBT SERVICE - Notes	\$ -	\$ -	\$0	
LINE 4.060	DEBT SERVICE - Interest charges	\$ -	\$ -	\$0	
LINE 4.300	Other Objects	\$ 113,000	\$ 116,472	(\$3,472)	-3.07%
LINE 4.500	TOTAL EXPENDITURES	\$ 8,762,000	\$ 8,697,695	\$64,305	0.73%
			\$ -		
LINE 5.00	TRANSFERS OUT	\$ -	\$ -		
LINE 5.02	ADVANCES OUT	\$ -	\$ -		
LINE 5.03	ALL OTHER USES	\$ -	\$ -		
LINE 5.040	TOTAL OTHER USES	\$ -	\$ -		
LINE 5.050	TOTAL EXPENDITURES & USES	\$ 8,762,000	\$ 8,697,695	\$64,305	0.73%
		Estimate	Actual	Variance	
LINE 6.010	REVENUES OVER EXPENSES	\$ 771,900	\$ 908,074	\$136,174	17.64%
LINE 7.020	ENDING CASH BALANCE	\$ 1,626,723	\$ 1,762,897	\$136,174	
	Less Reserves	\$ (87,929)	\$ (87,929)		
	Less Outstanding Encumbrances	\$ (1,400,000)	\$ (1,312,803)		
LINE 15.010	Unreserved Fund Balance	\$ 138,794	\$ 362,165	\$223,371	
		Estimate	Actual	Benchmark Yr. End	
	Salaries/Benefits as % of Revenue	75.2%	74.0%	80.1%	

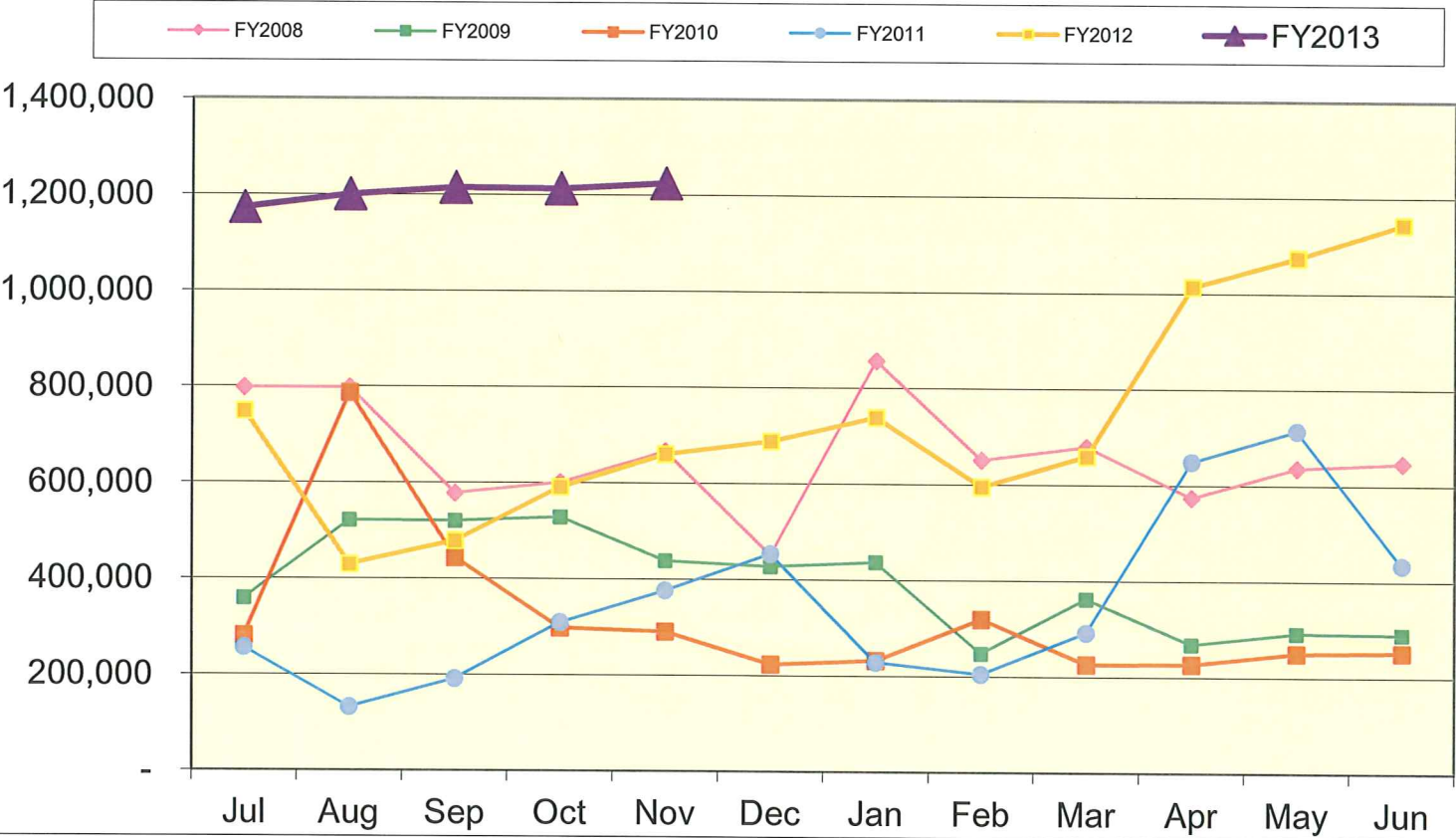
Lexington Local Schools General Fund Cash Balance



Lexington Local Schools Food Service Fund Cash Balance



Lexington Local Schools Employee Benefits Fund Cash Balance



Lexington Local Schools

Permanent Improvement Fund 11/30/2012

Instruction and Administration	Budgeted Amount	Actual Fiscal Year Expended	Current Encumbrances	Available Budget
Playground equipment	\$ 4,000.00	\$ -	\$ -	\$4,000.00
Textbooks and instructional equipment	\$ 56,671.89	\$ 37,999.39	\$ 6,249.50	\$12,423.00
HS Chair lift to art room	\$ 15,780.00	\$ 15,780.00	\$ -	\$0.00
Art room furniture for Western	\$ 1,943.00	\$ 1,943.40	\$ -	(\$0.40)
Carpet for Eastern	\$ 1,205.00	\$ 1,204.50	\$ -	\$0.50
Office Furniture	\$ 9,369.00	\$ 7,074.16	\$ 983.00	\$1,311.84
Maintenance				
Asphalt - patching, JH, Championship Dr.	\$ 52,500.00	\$ 52,400.00	\$ -	\$100.00
Concrete - bus garage	\$ 15,000.00	\$ 14,800.00	\$ -	\$200.00
Mower lease	\$ 19,416.00	\$ 19,416.08	\$ -	(\$0.08)
Water Heater	\$ 4,400.00	\$ -	\$ 4,384.45	\$15.55
Transportation				
New bus and security camera	\$ 88,650.00	\$ 88,638.83	\$ -	\$11.17
Technology				
Dell lease	\$ 85,400.00	\$ 85,357.46	\$ -	\$42.54
Computers, servers, tech equip., etc.	\$ 110,600.00	\$ 34,313.51	\$ 10,000.00	\$66,286.49
Smartboards	\$ 11,200.00	\$ -	\$ -	\$11,200.00
HS Wireless Access	\$ 11,520.00	\$ -	\$ -	\$11,520.00
Food Service				
Kitchen and cafeteria equipment	\$ 30,100.00	\$ 20,910.00	\$ -	\$9,190.00
Athletics and Student Activities				
Music - instruments, etc.	\$ 11,000.00	\$ 11,189.00	\$ -	(\$189.00)
Athletic equipment	\$ 5,539.00	\$ -	\$ -	\$5,539.00
HS backboards	\$ 2,000.00	\$ -	\$ -	\$2,000.00
HS tennis courts	\$ -	\$ -	\$ -	\$0.00
Fees				
Tax Collection Fees	\$ 12,000.00	\$ 5,232.11	\$ -	\$6,767.89
Totals				
	Budgeted Amount	Actual Fiscal Year Expended	Current Encumbrances	Available Budget
Totals	\$ 548,293.89	\$ 396,258.44	\$ 21,616.95	\$ 130,418.50
Return of Advance to General Fund	\$ 50,000.00			
Total Budgeted Plus Return to Gen. Fund	<u>\$ 598,293.89</u>			
Actual Cash Balance 7/1/12				
Actual Cash Balance 7/1/12	\$ 2,518.42			
Revenues FY13 - Taxes from levy	\$ 314,541.74			
Expenditures FY13	\$ (396,258.44)			
Current Cash Balance	(\$79,198.28)			
Current Encumbrances	\$ (21,616.95)			
Available Balance	(\$100,815.23)			

Check#	Check Date	Org Sta	Vendor Paid	Check Amount	Status Date
066414	11/06/2012	B/R	JENA SCHANTZ	15.00	11/13/2012
066415	11/06/2012	B/R	MARY EATON	198.75	11/13/2012
066416	11/06/2012	B/R	TERYNDA WEBSTER	40.00	11/13/2012
066417	11/06/2012	B/B	GARLA MYERS	40.00	
066418	11/06/2012	B/R	TIFFANY WEIRICK	40.00	11/14/2012
066419	11/06/2012	B/R	PHIL SYDNOR	40.00	11/16/2012
066420	11/06/2012	B/R	JONATHAN HAMILTON	40.00	11/27/2012
066421	11/06/2012	B/R	ROXANNE ARNOLD	43.00	11/13/2012
066422	11/06/2012	B/B	CRYSTAL ELLIOTT	40.00	
066423	11/06/2012	B/R	GARY MCKENZIE	48.10	11/27/2012
066424	11/06/2012	B/B	GARLA MYERS	40.00	
066425	11/06/2012	W/R	MALABAR FARM STATE PARK	396.00	11/13/2012
066426	11/06/2012	W/R	VALUE CITY FURNITURE	599.98	11/14/2012
066427	11/08/2012	W/R	ANDY J LITTLE	625.00	11/14/2012
066428	11/08/2012	W/R	HOUGHTON-MIFFLIN HARCOURT	9,927.42	11/13/2012
066429	11/08/2012	W/R	JOHN JOSEPH YEICHNER	525.00	11/14/2012
066430	11/08/2012	W/R	JON PHILIP ADAM VANHOUTEN	500.00	11/15/2012
066431	11/08/2012	W/R	JOSE LUIS DELEON JR	200.00	11/14/2012
066432	11/08/2012	W/R	JUST ASK MARKETING	6,730.00	11/13/2012
066433	11/08/2012	W/R	LOUIS MICHAEL TOMMELLEO	100.00	11/20/2012
066434	11/08/2012	W/R	MALABAR FARM STATE PARK	516.00	11/20/2012
066435	11/08/2012	W/R	MINDY TINELL PARSONS	100.00	11/14/2012
066436	11/08/2012	W/R	POST MASTER	765.00	11/14/2012
066437	11/08/2012	W/R	REA & ASSOCIATES	13,120.00	11/15/2012
066438	11/08/2012	W/R	REBECCA BIGLEY	17.97	11/26/2012
066439	11/08/2012	W/R	STANLEY W. POPP	100.00	11/13/2012
066440	11/08/2012	W/R	STATE TEACHERS RETIREMENT	3,674.76	11/15/2012
066441	11/08/2012	W/R	TIMOTHY L. CLARK	225.00	11/14/2012
066442	11/08/2012	W/R	TIMOTHY M SCOTT	100.00	11/15/2012
066443	11/08/2012	W/R	TROY J WEAVER	550.00	11/13/2012
066444	11/08/2012	W/R	TWO COUSINS' PIZZA	70.00	11/14/2012
066445	11/09/2012	B/R	ANGELA MOORE-RANNELS	51.00	11/30/2012
066446	11/09/2012	B/R	APRIL POSTAL	51.00	11/15/2012
066447	11/09/2012	B/B	AVERY TISHUE	17.00	
066448	11/09/2012	B/R	BRANDI HORVATH	29.00	11/16/2012
066449	11/09/2012	B/R	BRANDI ROBINSON	68.00	11/19/2012
066450	11/09/2012	B/B	CAROL MOTT	29.00	
066451	11/09/2012	B/R	CATHERINE JOHNSON	30.00	11/15/2012
066452	11/09/2012	B/B	CHRISTINE BRADLEY	10.00	
066453	11/09/2012	B/R	CHRISTY BALLASH	71.00	11/23/2012
066454	11/09/2012	B/R	CINDY RUGE	54.00	11/19/2012
066455	11/09/2012	B/R	CRYSTAL GOSSETT	47.00	11/19/2012
066456	11/09/2012	B/R	CRYSTAL HAYES	51.00	11/20/2012
066457	11/09/2012	B/B	DANIEL BURTSCHER	42.00	
066458	11/09/2012	B/R	DENISE STEMPLER	29.00	11/16/2012
066459	11/09/2012	B/R	EMERY CONTREVAS	100.50	11/16/2012
066460	11/09/2012	B/R	ERIC GILBERT	131.00	11/19/2012
066461	11/09/2012	B/B	HEATHER LEE	37.00	
066462	11/09/2012	B/V	HEATHER LEE	29.00	11/12/2012
066463	11/09/2012	B/B	JENA SCHANTZ	29.00	
066464	11/09/2012	B/R	KATHERINE TAYLOR	20.00	11/16/2012
066465	11/09/2012	B/R	KEITH BARTMAN	42.00	11/19/2012

Check#	Check Date	Org Sta	Vendor Paid	Check Amount	Status Date
066466	11/09/2012	B/R	KELLY TRICKETT	46.00	11/21/2012
066467	11/09/2012	B/R	KIMBERLY HAYNES	29.00	11/29/2012
066468	11/09/2012	B/B	LAURIE YOUNG	29.00	
066469	11/09/2012	B/R	LESLEE COOLEY	42.50	11/19/2012
066470	11/09/2012	B/R	LETTY WALKER	44.00	11/20/2012
066471	11/09/2012	B/R	LINDA STANLEY	41.00	11/16/2012
066472	11/09/2012	B/B	LYDIA CONSTANCE	87.00	
066473	11/09/2012	B/B	MARIA AGUIRRE	70.00	
066474	11/09/2012	B/B	MARK WEISS	42.00	
066475	11/09/2012	B/B	MEGAN WESTRUM	40.00	
066476	11/09/2012	B/R	MELANIE PETURSSON	71.00	11/16/2012
066477	11/09/2012	B/R	AMANDEEP KAUR	30.00	11/30/2012
066478	11/09/2012	B/B	PAULA MORGENSTERN	20.00	
066479	11/09/2012	B/R	ROBERT HENRY	34.00	11/20/2012
066480	11/09/2012	B/R	SCOTT ROUSH	152.50	11/15/2012
066481	11/09/2012	B/B	STACEY BENCE	30.00	
066482	11/09/2012	B/R	STEPHANIE STEVENS	41.00	11/26/2012
066483	11/09/2012	B/R	SUE SMITH	46.00	11/21/2012
066484	11/09/2012	B/R	TERRA MORGAN	30.00	11/19/2012
066485	11/09/2012	B/R	TIFFANY WEIRICH	42.50	11/21/2012
066486	11/09/2012	B/R	DEMRIE ALONZO	30.00	11/16/2012
066487	11/09/2012	B/R	BRANDI HORVATH	30.00	11/16/2012
066488	11/09/2012	B/R	PAMELA COOK	43.00	11/19/2012
066489	11/12/2012	B/R	HOLLY BARBER	29.00	11/20/2012
066490	11/12/2012	W/R	NATIONAL TRADE SUPPLY	211.33	11/16/2012
066491	11/12/2012	W/R	POST MASTER	225.00	11/20/2012
066492	11/12/2012	W/R	STATE TEACHERS RETIREMENT	767.15	11/19/2012
066493	11/14/2012	W/R	METROPOLITAN EDUCATIONAL	1,066.50	11/23/2012
066494	11/14/2012	W/R	SCHOOL EMPLOYEES	3,379.99	11/26/2012
066495	11/14/2012	W/R	STATE TEACHERS RETIREMENT	3,674.76	11/23/2012
066496	11/15/2012	W/R	GIONINO'S PIZZERIA	76.00	11/27/2012
066497	11/15/2012	W/R	OMEA EAST CENTRAL REGIONAL	960.00	11/19/2012
066498	11/20/2012	W/W	IMPRINT.COM	429.00	
066499	11/20/2012	W/R	ADVANTAGE MOTOR WORKS	822.19	11/23/2012
066500	11/20/2012	W/R	NICKLES BAKERY	1,463.25	11/26/2012
066501	11/20/2012	W/R	ALLISON SCHUSTER	70.49	11/27/2012
066502	11/20/2012	W/R	ANDERSON'S	414.84	11/28/2012
066503	11/20/2012	W/R	APPLE INC.	1,798.00	11/29/2012
066504	11/20/2012	W/W	ASHLEY ROBERTS	284.89	
066505	11/20/2012	W/W	AWARDSMITH	718.75	
066506	11/20/2012	W/R	BAKER VEHICLE SYSTEMS, INC.	153.15	11/27/2012
066507	11/20/2012	W/W	BUCKEYE HEALTHY SCHOOLS	60.00	
066508	11/20/2012	W/R	CAPP/USA	105.24	11/27/2012
066509	11/20/2012	W/R	CARDINAL BUS SALES & SERVICE	705.64	11/26/2012
066510	11/20/2012	W/R	CBIZ BENEFITS & INSURANCE	2,750.00	11/26/2012
066511	11/20/2012	W/R	CDW-G	481.00	11/30/2012
066512	11/20/2012	W/W	CENTRAL OHIO BEHAVIORAL	1,026.90	
066513	11/20/2012	W/R	CHARLES RITTER CO.	207.18	11/27/2012
066514	11/20/2012	W/W	CHILDREN'S THEATRE FOUNDATION	273.00	
066515	11/20/2012	W/R	CLEAR FORK VALLEY LOCAL	2,100.00	11/26/2012
066516	11/20/2012	W/R	COLE DISTRIBUTING	130.90	11/23/2012
066517	11/20/2012	W/R	COLES ENERGY, INC.	2,969.37	11/26/2012

Check#	Check Date	Org Sta	Vendor Paid	Check Amount	Status Date
066518	11/20/2012	W/R	COLUMBUS PERCUSSION	134.00	11/26/2012
066519	11/20/2012	W/R	Constellation NewEnergy	10,270.18	11/26/2012
066520	11/20/2012	W/R	CULLIGAN QUALITY WATER	58.00	11/26/2012
066521	11/20/2012	W/R	CYNTHIA J. KUNZ	786.00	11/28/2012
066522	11/20/2012	W/R	D & D INSTRUMENTS	309.00	11/27/2012
066523	11/20/2012	W/R	DAIRY ENTERPRISES INC.	6,099.69	11/26/2012
066524	11/20/2012	W/W	DAVID ROBERTS	33.57	
066525	11/20/2012	W/R	DELTA EDUCATION, INC.	1,021.44	11/29/2012
066526	11/20/2012	W/R	DRAMATISTS PLAY SERVICE	300.00	11/28/2012
066527	11/20/2012	W/W	DYSLEXIA INSTITUTES OF AMERICA	500.00	
066528	11/20/2012	W/R	ELECTRIC APPLIANCE REPAIR	2,294.68	11/27/2012
066529	11/20/2012	W/W	EXPANDING EXPRESSION	1,570.00	
066530	11/20/2012	W/R	FAIR-PLAY	3,777.50	11/27/2012
066531	11/20/2012	W/R	FORGET-ME-NOT FLOWER SHOP, INC.	180.00	11/26/2012
066532	11/20/2012	W/R	G & L SUPPLY CO.	52.10	11/26/2012
066533	11/20/2012	W/R	GERMAN'S BUS SALES & SERVICE	370.41	11/28/2012
066534	11/20/2012	W/R	GEYER'S MARKET'S, INC.	934.43	11/26/2012
066535	11/20/2012	W/R	GILBARCO INC.	30.00	11/26/2012
066536	11/20/2012	W/R	GORDON FOOD SERVICE	23,736.64	11/28/2012
066537	11/20/2012	W/R	GRAINGER	593.48	11/26/2012
066538	11/20/2012	W/R	HARLAND TECHNOLOGY SERVICES	214.00	11/28/2012
066539	11/20/2012	W/R	HD SUPPLY FACILITIES	130.54	11/27/2012
066540	11/20/2012	W/R	HERFF JONES	898.57	11/26/2012
066541	11/20/2012	W/R	HOUSE OF SECURITY	136.00	11/26/2012
066542	11/20/2012	W/W	IRRIGATION SUPPLY OF COLUMBUS	215.57	
066543	11/20/2012	W/R	ITsavvy	2,892.88	11/27/2012
066544	11/20/2012	W/R	J & B ACCOUSTICAL	87.85	11/26/2012
066545	11/20/2012	W/R	JENNIFER CAVALIER	231.02	11/28/2012
066546	11/20/2012	W/R	JONES POTATO CHIP CO.	54.00	11/27/2012
066547	11/20/2012	W/R	JOSTEN'S	1,720.52	11/27/2012
066548	11/20/2012	W/R	KAHL'S TELECOMMUNICATIONS	1,771.68	11/23/2012
066549	11/20/2012	W/R	KELL ACE HARDWARE	130.02	11/27/2012
066550	11/20/2012	W/R	KELLY KAPUCINSKI	430.00	11/27/2012
066551	11/20/2012	W/W	KRISTEN McPEEK	125.07	
066552	11/20/2012	W/R	LAKEWOOD RACQUET CLUB	500.00	11/26/2012
066553	11/20/2012	W/R	LEARNING A-Z	1,499.00	11/27/2012
066554	11/20/2012	W/R	LESCH BATTERY & POWER	592.97	11/27/2012
066555	11/20/2012	W/R	SHOW WHAT YOU KNOW PUBLISHING	1,216.33	11/27/2012
066556	11/20/2012	W/R	LOWE'S HOME CENTER	93.82	11/27/2012
066557	11/20/2012	W/R	MANSFIELD AUTO PARTS	607.13	11/27/2012
066558	11/20/2012	W/R	MARIANNE LA ROSA, M.A./CC-SLP	1,245.00	11/27/2012
066559	11/20/2012	W/R	MEDCENTRAL PEDIATRIC THERAPY	67,720.00	11/27/2012
066560	11/20/2012	W/V	MHS INDUSTRIAL SUPPLY	168.08	11/30/2012
066561	11/20/2012	W/R	MICHELLE OLECKI	213.12	11/30/2012
066562	11/20/2012	W/W	MICHELLE SHAFFER	79.38	
066563	11/20/2012	W/R	MID-OHIO ED. SERVICE CENTER	62,480.76	11/26/2012
066564	11/20/2012	W/R	MILLIRON WASTE MGT.	783.64	11/26/2012
066565	11/20/2012	W/R	NEWS JOURNAL	146.80	11/26/2012
066566	11/20/2012	W/R	RICHLAND CO. HEALTH DEPT	5,289.64	11/28/2012
066567	11/20/2012	W/R	MORITZ CONCRETE	397.50	11/30/2012
066568	11/20/2012	W/R	MOVIE LICENSING USA	1,710.00	11/26/2012
066569	11/20/2012	W/R	N & A NORTH WOODS	300.00	11/27/2012

Check#	Check Date	Org Sta	Vendor Paid	Check Amount	Status Date
066570	11/20/2012	W/R	NATIONAL BUSINESS FURNITURE	69.00	11/27/2012
066571	11/20/2012	W/R	COTTINGHAM PAPER	855.91	11/28/2012
066572	11/20/2012	W/R	NORTH CENTRAL OHIO ESC	1,862.50	11/27/2012
066573	11/20/2012	W/W	OAHPERD	285.00	
066574	11/20/2012	W/R	OHIO CARDINAL CONFERENCE	55.00	11/26/2012
066575	11/20/2012	W/R	OHIO DEPART. OF JOB & FAMILY	16.92	11/28/2012
066576	11/20/2012	W/R	OHIO HEALTH CONSORTIUM, INC.	245.00	11/27/2012
066577	11/20/2012	W/W	ONTARIO LIONS CLUB	90.00	
066578	11/20/2012	W/W	PHOTORAMA	343.00	
066579	11/20/2012	W/R	PLUMMASTER, INC.	260.40	11/27/2012
066580	11/20/2012	W/R	R.E.M. COMMUNICATIONS, INC.	2,362.00	11/28/2012
066581	11/20/2012	W/W	RC THERAPY SERVICES, INC.	6,483.75	
066582	11/20/2012	W/R	REALLY GOOD STUFF	49.94	11/28/2012
066583	11/20/2012	W/R	REBECCA BIGLEY	11.10	11/30/2012
066584	11/20/2012	W/R	REINDL SPRING SERVICE	212.63	11/28/2012
066585	11/20/2012	W/R	RENHILL GROUP, INC.	5,197.97	11/27/2012
066586	11/20/2012	W/R	RICHLAND NEWHOPE CENTER	3,708.75	11/28/2012
066587	11/20/2012	W/R	RYAN KNUCKLES	94.67	11/21/2012
066588	11/20/2012	W/W	SALLY GIEFER	48.96	
066589	11/20/2012	W/R	SCHMIDT SECURITY	1,973.00	11/26/2012
066590	11/20/2012	W/R	SCHOLASTIC BOOK FAIRS	2,407.63	11/26/2012
066591	11/20/2012	W/R	WEEKLY READER CORP.	1,179.19	11/29/2012
066592	11/20/2012	W/R	SCHOOL SPECIALTY INC.	39.59	11/28/2012
066593	11/20/2012	W/R	SHERWIN-WILLIAMS	190.33	11/27/2012
066594	11/20/2012	W/R	SIESEL DISTRIBUTING, LLC	1,040.14	11/27/2012
066595	11/20/2012	W/R	SPORT-N-SHOES	1,959.00	11/23/2012
066596	11/20/2012	W/W	SDE REGISTRATIONS	349.00	
066597	11/20/2012	W/R	STANDARD PLUMBING & HEATING CO	270.00	11/28/2012
066598	11/20/2012	W/R	STANTON SHEET MUSIC	1,084.04	11/26/2012
066599	11/20/2012	W/R	STAPLES ADVANTAGE	2,427.10	11/26/2012
066600	11/20/2012	W/R	SUNBELT RENTALS	912.60	11/28/2012
066601	11/20/2012	W/R	SYSCO CLEVELAND, INC.	5,432.50	11/26/2012
066602	11/20/2012	W/R	TIRE CENTERS, INC.	92.00	11/28/2012
066603	11/20/2012	W/W	TRACY MONTGOMERY	39.96	
066604	11/20/2012	W/R	TRANSPORTATION ACCESSORIES CO.	460.58	11/27/2012
066605	11/20/2012	W/R	OHIO BUREAU OF CRIMINAL IDENT.	118.00	11/28/2012
066606	11/20/2012	W/R	TRI-S CONTROLS, INC.	404.00	11/27/2012
066607	11/20/2012	W/R	MANSFIELD TRUCK SALES &	2,758.27	11/26/2012
066608	11/20/2012	W/W	TURNING POINT ASSISTIVE,	526.00	
066609	11/20/2012	W/R	VASU COMMUNICATIONS, INC.	587.79	11/26/2012
066610	11/20/2012	W/R	WOLFF BROS. SUPPLY, INC.	1,032.27	11/26/2012
066611	11/20/2012	W/R	XPEDX	1,204.40	11/26/2012
066612	11/28/2012	B/B	LAURIE YOUNG	53.60	
066613	11/28/2012	B/B	NATALIE BOOK	30.00	
066614	11/29/2012	W/W	ADVANCED KEY & LOCK SHOP	145.00	
066615	11/29/2012	W/W	AMERICAN ELECTRIC POWER	27,229.78	
066616	11/29/2012	W/W	CenturyLink	1,449.83	
066617	11/29/2012	W/W	CYNTHIA J. KUNZ	536.04	
066618	11/29/2012	W/W	DAWSON INSURANCE, INC., MANSFI	28.00	
066619	11/29/2012	W/W	DIANE EIFRID	190.00	
066620	11/29/2012	W/W	FREY SCIENTIFIC	19.68	
066621	11/29/2012	W/W	GTM SPORTSWEAR	37.52	

Check#	Check Date	Org Sta	Vendor Paid	Check Amount	Status Date
066622	11/29/2012	W/W	HOWARD HOFFMAN	160.00	
066623	11/29/2012	W/W	KROGER COMPANY	7.87	
066624	11/29/2012	W/W	LEXINGTON HIGH SCHOOL	45.24	
066625	11/29/2012	W/W	MARY HAAS	97.32	
066626	11/29/2012	W/W	MyPro Apparel, LLC	275.00	
066627	11/29/2012	W/W	OASSA	255.00	
066628	11/29/2012	W/W	POST MASTER	90.00	
066629	11/29/2012	W/W	REBECCA BIGLEY	120.46	
066630	11/29/2012	W/W	RICHARD DUNN	495.97	
066631	11/29/2012	W/W	RINEHART-WALTERS-DANNER	145.00	
066632	11/29/2012	W/W	SAM'S CLUB	696.72	
066633	11/29/2012	W/W	STAPLES	47.98	
066634	11/29/2012	W/W	TIMEWARE, INC.	745.00	
066635	11/29/2012	W/W	eTECH OHIO COMMISSION	190.00	
066636	11/29/2012	W/W	US BANK	6,774.83	
066637	11/29/2012	W/W	VERIZON WIRELESS	433.20	
066638	11/29/2012	W/W	WAL-MART DISCOUNT CITIES	1,066.85	
066639	11/30/2012	W/W	LEXINGTON ATHLETIC ACCOUNT	3,979.84	
066640	11/30/2012	W/W	LEXINGTON ATHLETIC ACCOUNT	614.20	
690378	11/05/2012	C/R	LEXINGTON SCHOOLS - PAYROLL	503,603.91	11/30/2012
690380	11/08/2012	M/M	LEXINGTON SCHOOLS - PAYROLL	6,700.41	
690381	11/20/2012	C/R	LEXINGTON SCHOOLS - PAYROLL	487,836.07	11/30/2012
690382	11/14/2012	M/M	ANTHEM BENEFIT SERVICES	259,958.65	
690383	11/14/2012	M/M	LEXINGTON SCHOOLS - PAYROLL	6,457.66	
690384	11/15/2012	M/M	MERCURY PAYMENT SYSTEMS	285.97	
690385	11/28/2012	M/M	MEMO-S.E.R.S.	41,690.00	
690386	11/28/2012	M/M	MEMO-S.T.R.S.	103,870.00	
Total Checks Issued				\$ 1,781,053.00	

DATE: 12/03/2012
 TIME: 14:59

LEXINGTON LOCAL SCHOOLS
 TRANS. BY FUND/RCPT, ALL FUNDS
 DATES 11/01/2012 THRU 11/30/2012
 SORTED BY TRANSACTION DATE

PAGE: 1
 (RECLE)

TRANS NO	ITEM NO	TRANS DATE	STS	DESCRIPTION OR SOURCE	TI	FUND	RCPT	SPCC	SUBJ	OPU	TRANS AMOUNT
062946	0001	11/05/2012	A	Maxwell Nov. Tuition payment	03	001	1211	0000	000000	000	563.06
062946	0002	11/05/2012	A	A. Miller Nov. Tuition payment	03	001	1211	0000	000000	000	563.06
062963	0001	11/07/2012	A	Iten November Tuition Payment	03	001	1211	0000	000000	000	563.06
063048	0001	11/15/2012	A	Nov Tuition Pymt - Basinger	03	001	1211	0000	000000	000	563.06
063053	0001	11/16/2012	A	Nov. Buchanan Tuition Payment	03	001	1211	0000	000000	000	563.06
063060	0001	11/19/2012	A	Nov Tuition Pymt - Sloan	03	001	1211	0000	000000	000	563.06
063077	0001	11/20/2012	A	Sept. Tuition Pymt - Delbrugge	03	001	1211	0000	000000	000	570.00
063087	0001	11/26/2012	A	October Tuition - Ballenger	03	001	1211	0000	000000	000	563.06
063100	0001	11/28/2012	A	Dunn November Tuition Pymt	03	001	1211	0000	000000	000	563.06
RCPT CODE SUB-TOTAL:											5,074.48
063055	0016	11/16/2012	A	SB 140 Tuition	03	001	1221	0000	000000	000	2,217.61
RCPT CODE SUB-TOTAL:											2,217.61
063055	0017	11/16/2012	A	SF-14H Spec . Ed Tuition	03	001	1223	0000	000000	000	60.93-
RCPT CODE SUB-TOTAL:											60.93-
063027	0008	11/02/2012	A	Open Enrollment Revenue	03	001	1227	0000	000000	000	4.32-
063055	0008	11/16/2012	A	Open Enrollment Revenue	03	001	1227	0000	000000	000	4.32-
RCPT CODE SUB-TOTAL:											8.64-
063121	0001	11/30/2012	A	Richland Bank Nov Interest	03	001	1410	0000	000000	000	297.79
RCPT CODE SUB-TOTAL:											297.79
062907	0001	11/01/2012	A	JH School Fees Collected	03	001	1740	0000	000000	200	17.00
062911	0001	11/01/2012	A	Eastern Fees Paid	03	001	1740	0000	000000	300	330.00
062914	0001	11/01/2012	A	Western School Fees Paid	03	001	1740	0000	000000	500	319.00
062915	0001	11/01/2012	A	Central Fees Collected	03	001	1740	0000	000000	400	447.00
062925	0001	11/02/2012	A	Eastern School Fees Coll	03	001	1740	0000	000000	300	100.00
062930	0001	11/02/2012	A	Western Fees Collected	03	001	1740	0000	000000	500	180.00
062938	0001	11/05/2012	A	Western School Fees Coll	03	001	1740	0000	000000	500	160.00
062939	0001	11/05/2012	A	Central Fees Collected	03	001	1740	0000	000000	400	215.50
062940	0001	11/05/2012	A	Eastern School Fees paid	03	001	1740	0000	000000	300	330.00
062898	0001	11/06/2012	B	Free lunch	03	001	1740	0000	000000	300	40.00-
062899	0001	11/06/2012	B	Free lunch	03	001	1740	0000	000000	300	40.00-
062900	0001	11/06/2012	B	Free lunch	03	001	1740	0000	000000	300	40.00-
062901	0001	11/06/2012	B	Free lunch	03	001	1740	0000	000000	300	40.00-
062902	0001	11/06/2012	B	Free lunch	03	001	1740	0000	000000	300	40.00-
062903	0001	11/06/2012	B	Withdrawing - fee refund	03	001	1740	0000	000000	200	43.00-

STATUS (STS) CODES:

A-RECEIPT B-REFUND OF RECEIPT V-VOID REFUND OF RECEIPT X-REDUCTION OF EXPENDITURE
 C-APPROPRIATION OR BUDGET MODIFICATIONS D-EXPENSE/SUPPLIES DISTRIBUTION F-FUND TO FUND TRANSFER

DATE: 12/03/2012
TIME: 14:59

LEXINGTON LOCAL SCHOOLS
TRANS. BY FUND/RCPT, ALL FUNDS
DATES 11/01/2012 THRU 11/30/2012
SORTED BY TRANSACTION DATE

PAGE: 2
(RECLE)

TRANS NO	ITEM NO	TRANS DATE	STS	DESCRIPTION OR SOURCE	TI	FUND	RCPT	SPCC	SUBJ	OPU	TRANS AMOUNT
062904	0001	11/06/2012	B	Free lunch	03	001	1740	0000	000000	300	40.00-
062906	0001	11/06/2012	B	Free lunch	03	001	1740	0000	000000	300	40.00-
062955	0001	11/06/2012	A	HS Fees Collected	03	001	1740	0000	000000	100	81.00
062957	0001	11/06/2012	A	Central Fees Collected	03	001	1740	0000	000000	400	209.00
062958	0001	11/06/2012	A	Eastern School Fees Collected	03	001	1740	0000	000000	300	240.00
062961	0001	11/07/2012	A	HS School Fees Collected	03	001	1740	0000	000000	100	33.00
063010	0001	11/07/2012	A	Central Fees Collected	03	001	1740	0000	000000	400	140.00
063015	0001	11/08/2012	A	HS School Fees Collected	03	001	1740	0000	000000	100	65.00
063017	0001	11/08/2012	A	Eastern School Fees Collected	03	001	1740	0000	000000	300	200.00
063018	0001	11/08/2012	A	Western School Fees Collected	03	001	1740	0000	000000	500	180.00
062964	0001	11/09/2012	B	Fee Refund	03	001	1740	0000	000000	100	51.00-
062965	0001	11/09/2012	B	2012 Fee Refund	03	001	1740	0000	000000	100	51.00-
062966	0001	11/09/2012	B	2012 Fee Refund	03	001	1740	0000	000000	100	17.00-
062967	0001	11/09/2012	B	Kierra - 2012 Fee Refund	03	001	1740	0000	000000	200	29.00-
062968	0001	11/09/2012	B	Fee Refund-Brenna \$51.00	03	001	1740	0000	000000	100	51.00-
062968	0002	11/09/2012	B	Fee Refund-Jenna \$17.00	03	001	1740	0000	000000	200	17.00-
062969	0001	11/09/2012	B	Fee Refund - Kaitlin \$29.00	03	001	1740	0000	000000	200	29.00-
062970	0001	11/09/2012	B	Fee Refund - Landon \$30.00	03	001	1740	0000	000000	400	30.00-
062971	0001	11/09/2012	B	Fee Refund - Alexis	03	001	1740	0000	000000	100	10.00-
062972	0001	11/09/2012	B	Fee Refund - Alexis \$29.00	03	001	1740	0000	000000	200	29.00-
062972	0002	11/09/2012	B	Fee Refund - Logan \$42.00	03	001	1740	0000	000000	200	42.00-
062973	0001	11/09/2012	B	Fee Refund - Tanner \$17.00	03	001	1740	0000	000000	200	17.00-
062973	0002	11/09/2012	B	Fee Refund - Tyler \$37.00	03	001	1740	0000	000000	200	37.00-
062974	0001	11/09/2012	B	Fee Refund - Brianna \$47.00	03	001	1740	0000	000000	100	47.00-
062975	0001	11/09/2012	B	Fee Refund - Micki \$51.00	03	001	1740	0000	000000	100	51.00-
062976	0001	11/09/2012	B	Fee Refund - Leah \$42.00	03	001	1740	0000	000000	200	42.00-
062977	0001	11/09/2012	B	Fee Refund - Olivia \$29.00	03	001	1740	0000	000000	100	29.00-
062978	0001	11/09/2012	B	Fee Refund - Julissa \$100.50	03	001	1740	0000	000000	100	100.50-
062979	0001	11/09/2012	B	Fee Refund - Lillian \$42.00	03	001	1740	0000	000000	200	42.00-
062979	0002	11/09/2012	B	Fee Refund - Hannah \$89.00	03	001	1740	0000	000000	100	89.00-
062980	0001	11/09/2012	B	Fee Refund - Toni \$37.00	03	001	1740	0000	000000	100	37.00-
062981	0001	11/09/2012	B	Fee Refund - Haley \$29.00	03	001	1740	0000	000000	200	29.00-
062982	0001	11/09/2012	B	Fee Refund - Savannah \$29.00	03	001	1740	0000	000000	100	29.00-
062983	0001	11/09/2012	B	Fee Refund - Joshua \$20.00	03	001	1740	0000	000000	100	20.00-
062984	0001	11/09/2012	B	Fee Refund - Justus \$42.00	03	001	1740	0000	000000	200	42.00-
062985	0001	11/09/2012	B	Fee Refund-Kelly Smith \$46.00	03	001	1740	0000	000000	100	46.00-
062986	0001	11/09/2012	B	Fee Refund - Kyle \$29.00	03	001	1740	0000	000000	100	29.00-
062987	0001	11/09/2012	B	Fee Refund - Zachary \$29.00	03	001	1740	0000	000000	200	29.00-
062988	0001	11/09/2012	B	Fee Refund-Lemeshia Curry	03	001	1740	0000	000000	100	42.50-
062989	0001	11/09/2012	B	Fee Refund- Courtez Nicholson	03	001	1740	0000	000000	100	44.00-
062990	0001	11/09/2012	B	Fee Refund-Katie Ann \$29.00	03	001	1740	0000	000000	200	29.00-
062990	0002	11/09/2012	B	Fee Refund - Shane	03	001	1740	0000	000000	200	12.00-
062991	0001	11/09/2012	B	Fee Refund - Elizabeth \$42.00	03	001	1740	0000	000000	200	42.00-
062991	0002	11/09/2012	B	Fee Refund - John	03	001	1740	0000	000000	200	45.00-

STATUS (STS) CODES:

A-RECEIPT B-REFUND OF RECEIPT V-VOID REFUND OF RECEIPT X-REDUCTION OF EXPENDITURE
C-APPROPRIATION OR BUDGET MODIFICATIONS D-EXPENSE/SUPPLIES DISTRIBUTION F-FUND TO FUND TRANSFER

DATE: 12/03/2012
TIME: 14:59

LEXINGTON LOCAL SCHOOLS
TRANS. BY FUND/RCPT, ALL FUNDS
DATES 11/01/2012 THRU 11/30/2012
SORTED BY TRANSACTION DATE

PAGE: 3
(RECLE)

TRANS NO	ITEM NO	TRANS DATE	STS	DESCRIPTION OR SOURCE	TI	FUND	RCPT	SPCC	SUBJ	OPU	TRANS AMOUNT
062992	0001	11/09/2012	B	Fee Refund - Alex \$40.00	03	001	1740	0000	000000	300	40.00-
062992	0002	11/09/2012	B	Fee Refund - Gabrielle \$30.00	03	001	1740	0000	000000	400	30.00-
062993	0001	11/09/2012	B	Fee Refund - Macy \$42.00	03	001	1740	0000	000000	200	42.00-
062994	0001	11/09/2012	B	Fee Refund - Noel \$40.00	03	001	1740	0000	000000	300	40.00-
062995	0001	11/09/2012	B	Fee Refund - Nicholas \$71.00	03	001	1740	0000	000000	100	71.00-
062996	0001	11/09/2012	B	Fee Refund-Ajmat Sidhu \$30.00	03	001	1740	0000	000000	500	30.00-
062997	0001	11/09/2012	B	Fee Refund-Friedrich \$10.00	03	001	1740	0000	000000	300	10.00-
062997	0002	11/09/2012	B	Fee Refund-Miriam \$10.00	03	001	1740	0000	000000	300	10.00-
062998	0001	11/09/2012	B	Fee Refund - Sean \$34.00	03	001	1740	0000	000000	100	34.00-
062999	0001	11/09/2012	B	Fee Refund-Randall \$30.00	03	001	1740	0000	000000	500	30.00-
062999	0002	11/09/2012	B	Fee Refund - Victoria \$40.00	03	001	1740	0000	000000	300	40.00-
062999	0003	11/09/2012	B	Fee Refund - Kayla	03	001	1740	0000	000000	100	82.50-
063000	0001	11/09/2012	B	Fee Refund - Chelsea \$30.00	03	001	1740	0000	000000	400	30.00-
063001	0001	11/09/2012	B	Fee Refund-Amber Bowen \$41.00	03	001	1740	0000	000000	100	41.00-
063002	0001	11/09/2012	B	Fee Refund-Payton Mills \$46.00	03	001	1740	0000	000000	100	46.00-
063003	0001	11/09/2012	B	Fee Refund	03	001	1740	0000	000000	500	30.00-
063004	0001	11/09/2012	B	Fee Refund-Kailynn Conn \$42.50	03	001	1740	0000	000000	100	42.50-
063005	0001	11/09/2012	B	Fee Refund -Samuel \$30.00	03	001	1740	0000	000000	500	30.00-
063006	0001	11/09/2012	B	Fee Refund - Alexandria \$30.00	03	001	1740	0000	000000	400	30.00-
063007	0001	11/09/2012	B	Fee Refund - Nicholas	03	001	1740	0000	000000	100	43.00-
063042	0001	11/09/2012	A	NSF Check S.C. East Fees	03	001	1740	0000	000000	300	40.00-
062981	0001	11/12/2012	V	Fee Refund - Haley \$29.00	03	001	1740	0000	000000	200	29.00
063008	0001	11/12/2012	B	Fee Refund-Haley \$29.00	03	001	1740	0000	000000	200	29.00-
063033	0001	11/13/2012	A	JH School Fees Collected	03	001	1740	0000	000000	200	29.00
063035	0001	11/13/2012	A	Central School Fees Paid	03	001	1740	0000	000000	400	56.00
063039	0001	11/14/2012	A	Eastern Class Fees Collected	03	001	1740	0000	000000	300	60.00
063050	0001	11/16/2012	A	HS fees collected	03	001	1740	0000	000000	100	77.00
063058	0001	11/16/2012	A	Central Fees Paid	03	001	1740	0000	000000	400	56.00
063069	0001	11/16/2012	A	Western Fees Collected	03	001	1740	0000	000000	500	38.00
063059	0001	11/19/2012	A	HS School Fees Collected	03	001	1740	0000	000000	100	24.00
063061	0001	11/19/2012	A	Eastern School fees paid	03	001	1740	0000	000000	300	30.00
063072	0001	11/20/2012	A	Central Fees Collected	03	001	1740	0000	000000	400	28.00
063073	0001	11/20/2012	A	HS Fees Collected	03	001	1740	0000	000000	100	55.00
063079	0001	11/28/2012	B	Refund of General fees-Chloe	03	001	1740	0000	000000	500	30.00-
063096	0001	11/28/2012	A	Eastern School Fees Paid	03	001	1740	0000	000000	300	40.00
063097	0001	11/28/2012	A	HS School Fees paid	03	001	1740	0000	000000	100	57.00
063113	0001	11/30/2012	A	Central Fees Paid	03	001	1740	0000	000000	400	45.00
063114	0001	11/30/2012	A	HS Fees Collected	03	001	1740	0000	000000	100	124.50
063119	0001	11/30/2012	A	Central Fees - Pay For It	03	001	1740	0000	000000	400	90.00
063119	0002	11/30/2012	A	Eastern Fees - Pay For It	03	001	1740	0000	000000	300	160.00
063119	0003	11/30/2012	A	Western Fees - Pay For It	03	001	1740	0000	000000	500	120.00

RCPT CODE SUB-TOTAL:

1,905.00

STATUS (STS) CODES:

A-RECEIPT B-REFUND OF RECEIPT V-VOID REFUND OF RECEIPT X-REDUCTION OF EXPENDITURE
C-APPROPRIATION OR BUDGET MODIFICATIONS D-EXPENSE/SUPPLIES DISTRIBUTION F-FUND TO FUND TRANSFER

DATE: 12/03/2012
 TIME: 14:59

LEXINGTON LOCAL SCHOOLS
 TRANS. BY FUND/RCPT, ALL FUNDS
 DATES 11/01/2012 THRU 11/30/2012
 SORTED BY TRANSACTION DATE

PAGE: 4
 (RECEIVED)

TRANS NO	ITEM NO	TRANS DATE	STS	DESCRIPTION OR SOURCE	TI	FUND	RCPT	SPCC	SUBJ	OPU	TRANS AMOUNT
063019	0001	11/08/2012	A	Sept Building Rental - Church	03	001	1810	0000	000000	000	767.55
063087	0002	11/26/2012	A	Bldy Rental Oct - Zumba	03	001	1810	0000	000000	000	62.50
063101	0001	11/28/2012	A	Heartland Church Oct Rental py	03	001	1810	0000	000000	000	624.58
RCPT CODE SUB-TOTAL:											1,454.63
063014	0001	11/08/2012	A	Bond Jury Duty Payment	03	001	1890	0000	000000	000	20.00
063123	0001	11/30/2012	A	Pay For It debit for Oct error	03	001	1890	0000	000000	000	34.30-
RCPT CODE SUB-TOTAL:											14.30-
063027	0001	11/02/2012	A	Foundation Funding	03	001	3110	0000	000000	000	353,959.65
063027	0003	11/02/2012	A	Subsidy for High Perform Distr	03	001	3110	0000	000000	000	1,870.30
063027	0004	11/02/2012	A	Special Ed Transportation	03	001	3110	0000	000000	000	1,954.31
063055	0001	11/16/2012	A	Foundation Funding	03	001	3110	0000	000000	000	353,959.66
063055	0003	11/16/2012	A	Subsidy for High Perform Distr	03	001	3110	0000	000000	000	1,870.30
063055	0004	11/16/2012	A	Special Ed Transportation	03	001	3110	0000	000000	000	1,954.31
063055	0013	11/16/2012	A	FY12 PASS Adjustment	03	001	3110	0000	000000	000	0.00
063055	0018	11/16/2012	A	FY2012 Bridge Adjustment	03	001	3110	0000	000000	000	57,985.74
RCPT CODE SUB-TOTAL:											773,554.27
063092	0001	11/19/2012	A	RB for Manufactured homes	03	001	3131	0000	000000	000	196.46
063092	0002	11/19/2012	A	RB for Manufactured homes	03	001	3131	0000	000000	000	146.64
063092	0004	11/19/2012	A	2 1/2 RB Manuf Homes	03	001	3131	0000	000000	000	32.60
063092	0005	11/19/2012	A	2 1/2 RB Manuf homes	03	001	3131	0000	000000	000	24.32
063092	0007	11/19/2012	A	RB for Manufactured homes	03	001	3131	0000	000000	000	196.46
063092	0008	11/19/2012	A	RB for Manufactured homes	03	001	3131	0000	000000	000	146.64
063092	0010	11/19/2012	A	2 1/2 RB Manuf Homes	03	001	3131	0000	000000	000	32.60
063092	0012	11/19/2012	A	2 1/2 RB Manuf homes	03	001	3131	0000	000000	000	24.32
RCPT CODE SUB-TOTAL:											800.04
063068	0001	11/09/2012	A	Homestead Real Est - Richland	03	001	3132	0000	000000	000	113.80
063068	0002	11/09/2012	A	Homestead Emerg Levy-Richland	03	001	3132	0000	000000	000	84.94
063068	0004	11/09/2012	A	Real Estate - General Richland	03	001	3132	0000	000000	000	20.77
063068	0005	11/09/2012	A	Real Estate Emerg Levy - Rich	03	001	3132	0000	000000	000	15.50
RCPT CODE SUB-TOTAL:											235.01
063027	0002	11/02/2012	A	Career-Tech Allocation	03	001	3219	0000	000000	000	196.23
063055	0002	11/16/2012	A	Career-Tech Allocation	03	001	3219	0000	000000	000	196.23
RCPT CODE SUB-TOTAL:											392.46

STATUS (STS) CODES:

A-RECEIPT B-REFUND OF RECEIPT V-VOID REFUND OF RECEIPT X-REDUCTION OF EXPENDITURE
 C-APPROPRIATION OR BUDGET MODIFICATIONS D-EXPENSE/SUPPLIES DISTRIBUTION F-FUND TO FUND TRANSFER

DATE: 12/03/2012
 TIME: 14:59

LEXINGTON LOCAL SCHOOLS
 TRANS. BY FUND/RCPT, ALL FUNDS
 DATES 11/01/2012 THRU 11/30/2012
 SORTED BY TRANSACTION DATE

PAGE: 5
 (RECLED)

TRANS NO	ITEM NO	TRANS DATE	STS	DESCRIPTION OR SOURCE	TI	FUND	RCPT	SPCC	SUBJ	OPU	TRANS AMOUNT
063054	0001	11/08/2012	A	MEDICAID Recd -11/08/2012	03	001	3300	0000	000000	000	1,252.76
063083	0001	11/23/2012	A	MEDICAID Recd -11/23/12	03	001	3300	0000	000000	000	71.00
063109	0001	11/29/2012	A	MEDICAID Recd -11/29/12	03	001	3300	0000	000000	000	343.38
RCPT CODE SUB-TOTAL:											1,667.14
063028	0001	11/06/2012	A	Received exemption of farm par	03	001	5300	0000	000000	000	2,108.14
RCPT CODE SUB-TOTAL:											2,108.14
FUND CODE SUB-TOTAL:											789,622.70
063084	0001	11/26/2012	A	Fingerprinting Charge - Potter	03	001	1890	9800	000000	000	49.00
RCPT CODE SUB-TOTAL:											49.00
FUND CODE SUB-TOTAL:											49.00
063092	0003	11/19/2012	A	RB for PI Levy - Manuf homes	03	003	3131	0000	000000	000	17.41
063092	0006	11/19/2012	A	2 1/2 RB PI Levy-Manuf homes	03	003	3131	0000	000000	000	2.89
063092	0009	11/19/2012	A	RB for PI Levy - Manuf homes	03	003	3131	0000	000000	000	17.41
063092	0011	11/19/2012	A	2 1/2 RB PI Levy-Manuf homes	03	003	3131	0000	000000	000	2.89
RCPT CODE SUB-TOTAL:											40.60
063068	0003	11/09/2012	A	Homestead for PI Levy-Richland	03	003	3132	0000	000000	000	10.11
063068	0006	11/09/2012	A	Real Est - Perm Impt - Richlan	03	003	3132	0000	000000	000	1.84
RCPT CODE SUB-TOTAL:											11.95
063055	0019	11/16/2012	A	TPP Fixed rate May P.I Fund	03	003	3135	0000	000000	000	11,040.59
RCPT CODE SUB-TOTAL:											11,040.59
FUND CODE SUB-TOTAL:											11,093.14
063120	0022	11/30/2012	A	HS Breakfast	03	006	1511	0000	000000	100	568.15
063120	0023	11/30/2012	A	Jr. Hs Breakfast	03	006	1511	0000	000000	200	34.30
063120	0024	11/30/2012	A	Central Breakfast	03	006	1511	0000	000000	400	126.25
063120	0025	11/30/2012	A	Eastern Breakfast	03	006	1511	0000	000000	300	226.00
063120	0026	11/30/2012	A	Western Breakfast	03	006	1511	0000	000000	500	215.60

STATUS (STS) CODES:

A-RECEIPT B-REFUND OF RECEIPT V-VOID REFUND OF RECEIPT X-REDUCTION OF EXPENDITURE
 C-APPROPRIATION OR BUDGET MODIFICATIONS D-EXPENSE/SUPPLIES DISTRIBUTION F-FUND TO FUND TRANSFER

DATE: 12/03/2012
 TIME: 14:59

LEXINGTON LOCAL SCHOOLS
 TRANS. BY FUND/RCPT, ALL FUNDS
 DATES 11/01/2012 THRU 11/30/2012
 SORTED BY TRANSACTION DATE

PAGE: 6
 (RECLEED)

TRANS NO	ITEM NO	TRANS DATE	STS	DESCRIPTION OR SOURCE	TI	FUND	RCPT	SPCC	SUBJ	OFU	TRANS AMOUNT
RCPT CODE SUB-TOTAL:											1,170.30
062897	0001	11/06/2012	B	Refund lunch fees	03	006	1512	0000	000000	100	198.75-
062905	0001	11/06/2012	B	Lunch balance refund	03	006	1512	0000	000000	100	48.10-
063034	0001	11/13/2012	A	Reimbursement NSF Check C.P.	03	006	1512	0000	000000	100	9.00
063034	0002	11/13/2012	A	Reimbursement NSF Check C.P.	03	006	1512	0000	000000	200	9.00
063034	0003	11/13/2012	A	Reimbursement NSF Check C.H.	03	006	1512	0000	000000	200	36.00
063078	0001	11/28/2012	B	Lunc fee refund - Zach	03	006	1512	0000	000000	200	53.60-
063119	0004	11/30/2012	A	HS Lunch - Pay For It	03	006	1512	0000	000000	100	2,256.00
063119	0005	11/30/2012	A	Jr High Lunch - Pay For It	03	006	1512	0000	000000	200	592.45
063119	0006	11/30/2012	A	Eastern Lunch - Pay For It	03	006	1512	0000	000000	300	658.00
063119	0007	11/30/2012	A	Central Lunch - Pay For It	03	006	1512	0000	000000	400	484.00
063119	0008	11/30/2012	A	Western Lunch - Pay For It	03	006	1512	0000	000000	500	965.00
063120	0002	11/30/2012	A	HS Stu. Type A	03	006	1512	0000	000000	100	15,795.56
063120	0003	11/30/2012	A	Jr. Hi. Stu. Type A	03	006	1512	0000	000000	200	6,688.65
063120	0004	11/30/2012	A	Central Stu. Type A	03	006	1512	0000	000000	400	4,141.70
063120	0005	11/30/2012	A	Eastern Stu. Type A	03	006	1512	0000	000000	300	6,309.70
063120	0006	11/30/2012	A	Western Stu. Type A	03	006	1512	0000	000000	300	3,578.05
RCPT CODE SUB-TOTAL:											41,222.66
063120	0012	11/30/2012	A	HS Stu. Ala Carte	03	006	1513	0000	000000	100	8,434.95
063120	0013	11/30/2012	A	Jr. Hi Stu. Ala Carte	03	006	1513	0000	000000	200	2,656.15
063120	0014	11/30/2012	A	Central Stu. Ala Carte	03	006	1513	0000	000000	400	343.10
063120	0015	11/30/2012	A	Eastern Stu. Ala Carte	03	006	1513	0000	000000	300	1,113.85
063120	0016	11/30/2012	A	Western Stu. Ala Carte	03	006	1513	0000	000000	500	256.95
RCPT CODE SUB-TOTAL:											12,805.00
063120	0007	11/30/2012	A	HS Stu. Milk	03	006	1514	0000	000000	100	230.00
063120	0008	11/30/2012	A	Jr. Hi Stu. Milk	03	006	1514	0000	000000	200	124.00
063120	0009	11/30/2012	A	Central Stu. Milk	03	006	1514	0000	000000	200	49.50
063120	0010	11/30/2012	A	Eastern Stu. Milk	03	006	1514	0000	000000	300	46.00
063120	0011	11/30/2012	A	Western Stu. Milk	03	006	1514	0000	000000	500	98.00
RCPT CODE SUB-TOTAL:											547.50
063120	0017	11/30/2012	A	HS A. Type A	03	006	1522	0000	000000	100	380.94
063120	0018	11/30/2012	A	Jr. Hi A. Type A	03	006	1522	0000	000000	200	352.00
063120	0019	11/30/2012	A	Central A. Type A	03	006	1522	0000	000000	400	496.80
063120	0020	11/30/2012	A	Eastern A. Type A	03	006	1522	0000	000000	300	280.70
063120	0021	11/30/2012	A	Western A. Type A	03	006	1522	0000	000000	500	123.50
RCPT CODE SUB-TOTAL:											1,633.94

STATUS (STS) CODES:

A-RECEIPT B-REFUND OF RECEIPT V-VOID REFUND OF RECEIPT X-REDUCTION OF EXPENDITURE
 C-APPROPRIATION OR BUDGET MODIFICATIONS D-EXPENSE/SUPPLIES DISTRIBUTION F-FUND TO FUND TRANSFER

DATE: 12/03/2012
 TIME: 14:59

LEXINGTON LOCAL SCHOOLS
 TRANS. BY FUND/RCPT, ALL FUNDS
 DATES 11/01/2012 THRU 11/30/2012
 SORTED BY TRANSACTION DATE

PAGE: 7
 (RECLED)

TRANS NO	ITEM NO	TRANS DATE	STS	DESCRIPTION OR SOURCE	TI	FUND	RCPT	SPCC	SUBJ	OPU	TRANS AMOUNT
062918	0001	11/01/2012	A	Food Service Dep 11/01	03	006	1590	0000	000000	000	3,856.66
062933	0001	11/02/2012	A	Food Service Dep 11/02	03	006	1590	0000	000000	000	2,358.69
062951	0001	11/05/2012	A	Food Service 11/05	03	006	1590	0000	000000	000	4,520.94
062959	0001	11/06/2012	A	Food Service Dep 11/06	03	006	1590	0000	000000	000	2,637.34
063024	0001	11/07/2012	A	Food Service 11/07	03	006	1590	0000	000000	000	2,751.29
063025	0001	11/08/2012	A	Food Service 11/08	03	006	1590	0000	000000	000	2,261.23
063026	0001	11/09/2012	A	Food Service 11/09	03	006	1590	0000	000000	000	2,090.25
063037	0001	11/13/2012	A	Food Service 11/13	03	006	1590	0000	000000	000	1,903.90
063038	0001	11/13/2012	A	Food Service 11/12	03	006	1590	0000	000000	000	3,840.37
063041	0001	11/14/2012	A	Reimburse of D.A. NSF Check	03	006	1590	0000	000000	000	40.00
063043	0001	11/14/2012	A	Food Service 11/14	03	006	1590	0000	000000	000	2,569.52
063049	0001	11/15/2012	A	Food Service 11/15	03	006	1590	0000	000000	000	2,522.62
063056	0001	11/16/2012	A	NSF Check Lunches C.B.	03	006	1590	0000	000000	000	13.75-
063080	0001	11/16/2012	A	Food Service 11/16	03	006	1590	0000	000000	000	2,322.08
063081	0001	11/19/2012	A	Food Service 11/16	03	006	1590	0000	000000	000	2,688.33
063082	0001	11/20/2012	A	Food Service 11/20	03	006	1590	0000	000000	000	2,839.44
063089	0001	11/26/2012	A	Food Service 11/26/12	03	006	1590	0000	000000	000	3,883.71
063094	0001	11/27/2012	A	Food Service 11/27	03	006	1590	0000	000000	000	3,061.18
063105	0001	11/28/2012	A	Food Service 11/28	03	006	1590	0000	000000	000	2,129.50
063108	0001	11/29/2012	A	Food Service 11/29	03	006	1590	0000	000000	000	2,444.98
063116	0001	11/30/2012	A	Food Service 11/30	03	006	1590	0000	000000	000	1,988.37
063120	0001	11/30/2012	A	Rev. Postings to Temp. Acct.	03	006	1590	0000	000000	000	52,670.40-
RCPT CODE SUB-TOTAL:											26.25
062908	0001	11/01/2012	A	Coke Vending - Cafe	03	006	1851	0000	000000	000	195.07
RCPT CODE SUB-TOTAL:											195.07
063067	0001	11/14/2012	A	Federal Reimb Lunch High	03	006	4120	0000	000000	100	9,107.33
063067	0002	11/14/2012	A	Federal Reimb Lunch Jr High	03	006	4120	0000	000000	200	7,040.22
063067	0003	11/14/2012	A	Federal Reimb Lunch Central	03	006	4120	0000	000000	400	5,834.89
063067	0004	11/14/2012	A	Federal Reimb Lunch East	03	006	4120	0000	000000	300	8,965.95
063067	0005	11/14/2012	A	Federal Reimb Lunch Western	03	006	4120	0000	000000	500	5,128.43
063067	0006	11/14/2012	A	Fed Reimb Breakfast - High	03	006	4120	0000	000000	100	17.70
063067	0007	11/14/2012	A	Federal Reimb Breakfast - Jr H	03	006	4120	0000	000000	200	97.74
063067	0008	11/14/2012	A	Federal Reimb Break - Central	03	006	4120	0000	000000	400	895.44
063067	0009	11/14/2012	A	Federal Reimb Break - East	03	006	4120	0000	000000	300	841.13
063067	0010	11/14/2012	A	Federal Reimb Break - Western	03	006	4120	0000	000000	500	609.48
063111	0001	11/29/2012	A	Federal Reimb Lunch High	03	006	4120	0000	000000	100	8,014.34
063111	0002	11/29/2012	A	Federal Reimb Lunch Jr High	03	006	4120	0000	000000	200	7,084.86
063111	0003	11/29/2012	A	Federal Reimb Lunch Central	03	006	4120	0000	000000	400	6,801.34
063111	0004	11/29/2012	A	Federal Reimb Lunch East	03	006	4120	0000	000000	300	8,805.59
063111	0005	11/29/2012	A	Federal Reimb Lunch Western	03	006	4120	0000	000000	500	5,015.94

STATUS (STS) CODES:

A-RECEIPT B-REFUND OF RECEIPT V-VOID REFUND OF RECEIPT X-REDUCTION OF EXPENDITURE
 C-APPROPRIATION OR BUDGET MODIFICATIONS D-EXPENSE/SUPPLIES DISTRIBUTION F-FUND TO FUND TRANSFER

DATE: 12/03/2012
TIME: 14:59

LEXINGTON LOCAL SCHOOLS
TRANS. BY FUND/RCPT, ALL FUNDS
DATES 11/01/2012 THRU 11/30/2012
SORTED BY TRANSACTION DATE

PAGE: 8
(RECLED)

TRANS NO	ITEM NO	TRANS DATE	STS	DESCRIPTION OR SOURCE	TI	FUND	RCPT	SPCC	SUBJ	OPU	TRANS AMOUNT	
063111	0006	11/29/2012	A	Fed Reimb Breakfast - High	03	006	4120	0000	000000	100	27.54	
063111	0007	11/29/2012	A	Federal Reimb Breakfast - Jr H	03	006	4120	0000	000000	200	38.91	
063111	0008	11/29/2012	A	Federal Reimb Break - Central	03	006	4120	0000	000000	400	823.27	
063111	0009	11/29/2012	A	Federal Reimb Break - East	03	006	4120	0000	000000	300	1,052.46	
063111	0010	11/29/2012	A	Federal Reimb Break - Western	03	006	4120	0000	000000	500	710.45	
											RCPT CODE SUB-TOTAL:	76,913.01
											FUND CODE SUB-TOTAL:	134,513.73
063121	0003	11/30/2012	A	Richland Bank Nov Interest	03	007	1410	9800	000000	000	1.13	
											RCPT CODE SUB-TOTAL:	1.13
											FUND CODE SUB-TOTAL:	1.13
063121	0004	11/30/2012	A	Richland Bank Nov Interest	03	007	1410	9801	000000	000	0.24	
											RCPT CODE SUB-TOTAL:	0.24
062948	0001	11/05/2012	A	Minuteman Schol Donations	03	007	1820	9801	000000	000	1,345.00	
											RCPT CODE SUB-TOTAL:	1,345.00
											FUND CODE SUB-TOTAL:	1,345.24
062909	0001	11/01/2012	A	Central Elem Dany Perez Donati	03	007	1890	9999	000000	000	202.00	
062913	0001	11/01/2012	A	HS Dany Day donations	03	007	1890	9999	000000	000	453.00	
062917	0001	11/01/2012	A	Transportation Donations Perez	03	007	1890	9999	000000	000	1,680.77	
062920	0001	11/02/2012	A	Eastern Dany Day Donations	03	007	1890	9999	000000	000	3.95	
062921	0001	11/02/2012	A	Eastern Dany Day donations	03	007	1890	9999	000000	000	55.26	
062922	0001	11/02/2012	A	Dany Day Donations	03	007	1890	9999	000000	000	75.22	
062923	0001	11/02/2012	A	JH Dany Day Donations	03	007	1890	9999	000000	000	76.00	
062927	0001	11/02/2012	A	Dany Day Bracelets Sold	03	007	1890	9999	000000	000	160.00	
062927	0002	11/02/2012	A	Dany Day Donations	03	007	1890	9999	000000	000	83.80	
062928	0001	11/02/2012	A	Dany Day Bracelets sold	03	007	1890	9999	000000	000	252.85	
062929	0001	11/02/2012	A	Dany Day Bracelets Sold	03	007	1890	9999	000000	000	269.10	
062931	0001	11/02/2012	A	Dany Day Donations - Eastern	03	007	1890	9999	000000	000	294.35	
062932	0001	11/02/2012	A	HS Dany Day Bracelets	03	007	1890	9999	000000	000	544.50	
062934	0001	11/05/2012	A	Dany Day Donation - Douville	03	007	1890	9999	000000	000	10.00	
062935	0001	11/05/2012	A	Transportation Donations Dany	03	007	1890	9999	000000	000	26.00	

STATUS (STS) CODES:

A-RECEIPT B-REFUND OF RECEIPT V-VOID REFUND OF RECEIPT X-REDUCTION OF EXPENDITURE
C-APPROPRIATION OR BUDGET MODIFICATIONS D-EXPENSE/SUPPLIES DISTRIBUTION F-FUND TO FUND TRANSFER

DATE: 12/03/2012
 TIME: 14:59

LEXINGTON LOCAL SCHOOLS
 TRANS. BY FUND/RCPT, ALL FUNDS
 DATES 11/01/2012 THRU 11/30/2012
 SORTED BY TRANSACTION DATE

PAGE: 9
 (RECLD)

TRANS NO	ITEM NO	TRANS DATE	STS	DESCRIPTION OR SOURCE	TI	FUND	RCPT	SPCC	SUBJ	OPU	TRANS AMOUNT
062936	0001	11/05/2012	A	JH Dany Day Donations	03	007	1890	9999	000000	000	108.00
062937	0001	11/05/2012	A	Western Dany Day Bracelets	03	007	1890	9999	000000	000	151.00
062941	0001	11/05/2012	A	Central Dany Day Bracelets	03	007	1890	9999	000000	000	318.00
062941	0002	11/05/2012	A	Dany Day Donations - Central	03	007	1890	9999	000000	000	21.20
062943	0001	11/05/2012	A	HS Dany Day donations	03	007	1890	9999	000000	000	572.45
062945	0001	11/05/2012	A	Western Dany Day Donations	03	007	1890	9999	000000	000	772.00
062947	0001	11/05/2012	A	Western Dany Day Donations	03	007	1890	9999	000000	000	1,278.00
062950	0001	11/05/2012	A	Central Ice Creas Social -Pere	03	007	1890	9999	000000	000	3,258.50
062952	0001	11/06/2012	A	Eastern Dany Day donations	03	007	1890	9999	000000	000	6.00
062960	0001	11/07/2012	A	HS Dany Day donations	03	007	1890	9999	000000	000	13.00
063011	0001	11/07/2012	A	Dany Perez Donations - Central	03	007	1890	9999	000000	000	1,207.00
063016	0001	11/08/2012	A	Dany Perez Donation	03	007	1890	9999	000000	000	100.00
063031	0001	11/13/2012	A	Plant Sale for Dany Donations	03	007	1890	9999	000000	000	28.00
063044	0001	11/15/2012	A	Croxton donation for Dany Day	03	007	1890	9999	000000	000	10.00
063052	0001	11/16/2012	A	Craft Show Ornament Sale-Dany	03	007	1890	9999	000000	000	431.00
RCPT CODE SUB-TOTAL:											12,460.95
FUND CODE SUB-TOTAL:											12,460.95
062907	0003	11/01/2012	A	JH Foreign Lang Workbook	03	018	1620	9100	000000	000	28.00
RCPT CODE SUB-TOTAL:											28.00
062924	0001	11/02/2012	A	Cuyahoga Vending Comm Sept	03	018	1690	9100	000000	000	37.71
062924	0002	11/02/2012	A	Cuyahoga Vending Comm Aug	03	018	1690	9100	000000	000	15.14
062924	0003	11/02/2012	A	Ohioyle Prints comm	03	018	1690	9100	000000	000	26.93
062961	0002	11/07/2012	A	Senior Parking Tag sold	03	018	1690	9100	000000	000	4.00
063104	0001	11/28/2012	A	LifeTouch comm - HS	03	018	1690	9100	000000	000	1,703.16
RCPT CODE SUB-TOTAL:											1,786.94
FUND CODE SUB-TOTAL:											1,814.94
062907	0002	11/01/2012	A	JH School Fees Coll - Princ	03	018	1620	9200	000000	000	13.00
063033	0002	11/13/2012	A	Jr High Fees Coll - Princ	03	018	1620	9200	000000	000	13.00
063057	0001	11/16/2012	A	JH Memory Book Sold	03	018	1620	9200	000000	000	13.00
063070	0001	11/20/2012	A	Memory Book Sold - Jr High	03	018	1620	9200	000000	000	13.00
063102	0001	11/28/2012	A	LifeTouch Commission - Jr High	03	018	1620	9200	000000	000	1,290.87
RCPT CODE SUB-TOTAL:											1,342.87
FUND CODE SUB-TOTAL:											1,342.87

STATUS (STS) CODES:

A-RECEIPT B-REFUND OF RECEIPT V-VOID REFUND OF RECEIPT X-REDUCTION OF EXPENDITURE
 C-APPROPRIATION OR BUDGET MODIFICATIONS D-EXPENSE/SUPPLIES DISTRIBUTION F-FUND TO FUND TRANSFER

DATE: 12/03/2012
 TIME: 14:59

LEXINGTON LOCAL SCHOOLS
 TRANS. BY FUND/RCPT, ALL FUNDS
 DATES 11/01/2012 THRU 11/30/2012
 SORTED BY TRANSACTION DATE

PAGE: 10
 (RECEIVED)

TRANS NO	ITEM NO	TRANS DATE	STS	DESCRIPTION OR SOURCE	TI	FUND	RCPT	SPCC	SUBJ	OFU	TRANS AMOUNT
062944	0001	11/05/2012	A	Malabar Farm Trip Collections	03	018	1820	9300	000000	000	755.00
062953	0001	11/06/2012	A	Malabar Farm Field Trip pd	03	018	1820	9300	000000	000	4.00
062954	0001	11/06/2012	A	Malabar Farm Field Trips Paym	03	018	1820	9300	000000	000	12.00
062956	0001	11/06/2012	A	Malabar Farm Field Trip Paymen	03	018	1820	9300	000000	000	105.65
063012	0001	11/08/2012	A	Student payment Field Trip	03	018	1820	9300	000000	000	4.00
063013	0001	11/08/2012	A	Student Payment Field Trip	03	018	1820	9300	000000	000	16.00
063103	0001	11/28/2012	A	LifeTouch commission - East	03	018	1820	9300	000000	000	1,670.94
RCPT CODE SUB-TOTAL:											2,567.59
FUND CODE SUB-TOTAL:											2,567.59
062915	0002	11/01/2012	A	Central Fees Coll - Princ	03	018	1630	9400	000000	000	38.00
062939	0002	11/05/2012	A	Central Fees Coll - Princ	03	018	1630	9400	000000	000	24.00
062957	0002	11/06/2012	A	Central Fees Coll - Princ	03	018	1630	9400	000000	000	16.00
063010	0002	11/07/2012	A	Central Fees coll - Princ	03	018	1630	9400	000000	000	10.00
063035	0002	11/13/2012	A	Central Fees Paid - Princ	03	018	1630	9400	000000	000	4.00
063058	0002	11/16/2012	A	Central Fees Coll - Princ	03	018	1630	9400	000000	000	4.00
063058	0003	11/16/2012	A	Coke vending machine	03	018	1630	9400	000000	000	15.80
063072	0002	11/20/2012	A	Central Fees Coll - Princ	03	018	1630	9400	000000	000	2.00
RCPT CODE SUB-TOTAL:											113.80
FUND CODE SUB-TOTAL:											113.80
063122	0002	11/30/2012	A	Correct Central lost book rcpt	03	018	1890	9401	000000	000	8.98
063122	0004	11/30/2012	A	Correct Central lost book rcpt	03	018	1890	9401	000000	000	8.96
063122	0007	11/30/2012	A	Correct Central book fair rev	03	018	1890	9401	000000	000	460.84
063122	0008	11/30/2012	A	Correct Central book fair rev	03	018	1890	9401	000000	000	1,603.94
RCPT CODE SUB-TOTAL:											2,082.72
FUND CODE SUB-TOTAL:											2,082.72
062914	0002	11/01/2012	A	Western Fees Coll - Princ	03	018	1630	9500	000000	000	165.00
062930	0002	11/02/2012	A	Western Fees Coll - Princ	03	018	1630	9500	000000	000	94.00
062938	0002	11/05/2012	A	Western Fees Coll - Princ	03	018	1630	9500	000000	000	80.00
063018	0002	11/08/2012	A	Western Fees Coll - Princ	03	018	1630	9500	000000	000	90.00
063069	0002	11/16/2012	A	West Fees Coll - Princ	03	018	1630	9500	000000	000	42.00
RCPT CODE SUB-TOTAL:											471.00
FUND CODE SUB-TOTAL:											471.00

STATUS (STS) CODES:

A-RECEIPT B-REFUND OF RECEIPT V-VOID REFUND OF RECEIPT X-REDUCTION OF EXPENDITURE
 C-APPROPRIATION OR BUDGET MODIFICATIONS D-EXPENSE/SUPPLIES DISTRIBUTION F-FUND TO FUND TRANSFER

DATE: 12/03/2012
 TIME: 14:59

LEXINGTON LOCAL SCHOOLS
 TRANS. BY FUND/RCPT, ALL FUNDS
 DATES 11/01/2012 THRU 11/30/2012
 SORTED BY TRANSACTION DATE

PAGE: 11
 (RECLD)

TRANS NO	ITEM NO	TRANS DATE	STS	DESCRIPTION OR SOURCE	TI	FUND	RCPT	SPCC	SUBJ	OPU	TRANS AMOUNT
063029	0001	11/07/2012	A	PTO Donation - Central	03	019	1890	9121	000000	000	2,000.00
063021	0003	11/08/2012	A	PTO Recycling-Central	03	019	1890	9121	000000	000	14.65
063030	0003	11/13/2012	A	PTO Recycling-Central	03	019	1890	9121	000000	000	6.51
RCPT CODE SUB-TOTAL:											2,021.16
FUND CODE SUB-TOTAL:											2,021.16
063029	0002	11/07/2012	A	PTO Donation - Eastern	03	019	1890	9122	000000	000	2,000.00
063021	0001	11/08/2012	A	PTO Recycling-Eastern	03	019	1890	9122	000000	000	14.65
063030	0001	11/13/2012	A	PTO Recycling-Eastern	03	019	1890	9122	000000	000	6.51
RCPT CODE SUB-TOTAL:											2,021.16
FUND CODE SUB-TOTAL:											2,021.16
063029	0003	11/07/2012	A	PTO Donation - Western	03	019	1890	9123	000000	000	2,000.00
063021	0002	11/08/2012	A	PTO Recycling-Western	03	019	1890	9123	000000	000	14.65
063030	0002	11/13/2012	A	PTO Recycling-Western	03	019	1890	9123	000000	000	6.52
RCPT CODE SUB-TOTAL:											2,021.17
FUND CODE SUB-TOTAL:											2,021.17
063121	0002	11/30/2012	A	Richland Bank Novt Int. 024	03	024	1410	0000	000000	000	144.19
RCPT CODE SUB-TOTAL:											144.19
062919	0001	11/01/2012	A	Oct Insurance Prem - Heck	03	024	1872	0000	000000	000	1,438.40
063064	0001	11/20/2012	A	Board's Premiums Nov 2012	03	024	1872	0000	000000	000	259,958.65
063065	0001	11/20/2012	A	Employees' Premiums May	03	024	1872	0000	000000	000	40,072.82
RCPT CODE SUB-TOTAL:											301,469.87
FUND CODE SUB-TOTAL:											301,614.06
063063	0001	11/19/2012	A	Fall Play Receipts/concessions	03	200	1620	9102	000000	000	2,814.00
RCPT CODE SUB-TOTAL:											2,814.00

STATUS (STS) CODES:

A-RECEIPT B-REFUND OF RECEIPT V-VOID REFUND OF RECEIPT X-REDUCTION OF EXPENDITURE
 C-APPROPRIATION OR BUDGET MODIFICATIONS D-EXPENSE/SUPPLIES DISTRIBUTION F-FUND TO FUND TRANSFER

DATE: 12/03/2012
TIME: 14:59

LEXINGTON LOCAL SCHOOLS
TRANS. BY FUND/RCPT, ALL FUNDS
DATES 11/01/2012 THRU 11/30/2012
SORTED BY TRANSACTION DATE

PAGE: 12
(RECLD)

TRANS NO	ITEM NO	TRANS DATE	STS	DESCRIPTION OR SOURCE	TI	FUND	RCPT	SPCC	SUBJ	OPU	TRANS AMOUNT
FUND CODE SUB-TOTAL:											2,814.00
062896	0001	11/06/2012	B	Spanish Club field trip	03	200	1620	9107	000000	000	15.00-
RCPT CODE SUB-TOTAL:											15.00-
FUND CODE SUB-TOTAL:											15.00-
062926	0001	11/02/2012	A	Leo Club Face Painting	03	200	1620	9108	000000	000	116.13
063032	0001	11/13/2012	A	Leo Club Recycling	03	200	1620	9108	000000	000	39.79
RCPT CODE SUB-TOTAL:											155.92
FUND CODE SUB-TOTAL:											155.92
063036	0001	11/13/2012	A	Pink Out Shirt Sales	03	200	1620	9114	000000	000	110.00
RCPT CODE SUB-TOTAL:											110.00
FUND CODE SUB-TOTAL:											110.00
063046	0001	11/15/2012	A	Key Club T-Shirt sales	03	200	1620	9115	000000	000	228.00
063085	0001	11/26/2012	A	Key Club T-Shirt sales	03	200	1620	9115	000000	000	112.00
063115	0001	11/30/2012	A	Key Club T-Shirt sales	03	200	1620	9115	000000	000	153.00
RCPT CODE SUB-TOTAL:											493.00
FUND CODE SUB-TOTAL:											493.00
063047	0001	11/15/2012	A	Yearbook Sales	03	200	1620	9119	000000	000	255.00
063098	0001	11/28/2012	A	HS Yearbook Sales	03	200	1620	9119	000000	000	55.00
RCPT CODE SUB-TOTAL:											310.00
063098	0002	11/28/2012	A	HS Yearbook Ad Sales	03	200	1690	9119	000000	000	75.00
RCPT CODE SUB-TOTAL:											75.00
FUND CODE SUB-TOTAL:											385.00

STATUS (STS) CODES:

A-RECEIPT B-REFUND OF RECEIPT V-VOID REFUND OF RECEIPT X-REDUCTION OF EXPENDITURE
C-APPROPRIATION OR BUDGET MODIFICATIONS D-EXPENSE/SUPPLIES DISTRIBUTION F-FUND TO FUND TRANSFER

DATE: 12/03/2012
 TIME: 14:59

LEXINGTON LOCAL SCHOOLS
 TRANS. BY FUND/RCPT, ALL FUNDS
 DATES 11/01/2012 THRU 11/30/2012
 SORTED BY TRANSACTION DATE

PAGE: 13
 (RECLED)

TRANS NO	ITEM NO	TRANS DATE	STS	DESCRIPTION OR SOURCE	TI	FUND	RCPT	SPCC	SUBJ	OPU	TRANS AMOUNT
062939	0003	11/05/2012	A	Central Fees - Lost Library Bk	03	200	1630	9401	000000	000	8.96
062942	0001	11/05/2012	A	Central Elem Book Fair	03	200	1630	9401	000000	000	460.84
062949	0001	11/05/2012	A	Central BookFair	03	200	1630	9401	000000	000	1,603.94
063122	0001	11/30/2012	A	Correct Central lost book rcpt	03	200	1630	9401	000000	000	8.98-
063122	0003	11/30/2012	A	Correct Central lost book rcpt	03	200	1630	9401	000000	000	8.96-
063122	0005	11/30/2012	A	Correct Central book fair rev	03	200	1630	9401	000000	000	460.84-
063122	0006	11/30/2012	A	Correct Central book fair rev	03	200	1630	9401	000000	000	1,603.94-
RCPT CODE SUB-TOTAL:											8.98-
FUND CODE SUB-TOTAL:											8.98-
063051	0001	11/16/2012	A	Music Booster Donation	03	300	1690	9115	000000	000	250.00
RCPT CODE SUB-TOTAL:											250.00
FUND CODE SUB-TOTAL:											250.00
062962	0001	11/07/2012	A	Fire & Ice Outfit payment	03	300	1630	9116	000000	000	77.57
063022	0001	11/08/2012	A	Fire & Ice Outfit	03	300	1630	9116	000000	000	77.57
063045	0001	11/15/2012	A	HS Fire & Ice Outfit payment	03	300	1630	9116	000000	000	77.57
063062	0001	11/19/2012	A	Fire & Ice Outfits	03	300	1630	9116	000000	000	125.71
063074	0001	11/20/2012	A	Fire & Ice Outfit	03	300	1630	9116	000000	000	77.57
063086	0001	11/26/2012	A	Fire & Ice Outfits	03	300	1630	9116	000000	000	232.71
063090	0001	11/27/2012	A	Fire & Ice Outfit	03	300	1630	9116	000000	000	77.57
063112	0001	11/30/2012	A	Fire & Ice Outfit	03	300	1630	9116	000000	000	17.65
RCPT CODE SUB-TOTAL:											763.92
FUND CODE SUB-TOTAL:											763.92
063099	0001	11/28/2012	A	Vending Commission - PE	03	300	1620	9206	000000	000	200.00
RCPT CODE SUB-TOTAL:											200.00
FUND CODE SUB-TOTAL:											200.00
062912	0001	11/01/2012	A	Lex Boosters Soccer Camp Reim	03	300	1610	9600	000000	000	370.00
062912	0002	11/01/2012	A	Wooster Pre-Sale	03	300	1610	9600	000000	000	4.00
062912	0003	11/01/2012	A	Ashland Pre-Sale	03	300	1610	9600	000000	000	32.00

STATUS (STS) CODES:

A-RECEIPT B-REFUND OF RECEIPT V-VOID REFUND OF RECEIPT X-REDUCTION OF EXPENDITURE
 C-APPROPRIATION OR BUDGET MODIFICATIONS D-EXPENSE/SUPPLIES DISTRIBUTION F-FUND TO FUND TRANSFER

DATE: 12/03/2012
 TIME: 14:59

LEXINGTON LOCAL SCHOOLS
 TRANS. BY FUND/RCPT, ALL FUNDS
 DATES 11/01/2012 THRU 11/30/2012
 SORTED BY TRANSACTION DATE

PAGE: 14
 (RECLE)

TRANS NO	ITEM NO	TRANS DATE	STS	DESCRIPTION OR SOURCE	TI	FUND	RCPT	SPCC	SUBJ	OPU	TRANS AMOUNT
062912	0004	11/01/2012	A		03	300	1610	9600	000000	000	0.00
063088	0001	11/26/2012	A	Admissions 11/24 Girls BB	03	300	1610	9600	000000	000	787.00
063091	0001	11/27/2012	A	JH Boys BB admissions 11/26	03	300	1610	9600	000000	000	314.00
063093	0001	11/27/2012	A	Adm Wrestle Ohh - Sr & Jr High	03	300	1610	9600	000000	000	186.00
063110	0001	11/28/2012	A	JV/Var Girls BB Admission	03	300	1610	9600	000000	000	292.00
063107	0001	11/29/2012	A	Girls BB Admission 11/28	03	300	1610	9600	000000	000	239.00
RCPT CODE SUB-TOTAL:											2,224.00
062916	0001	11/01/2012	A	Program Ad Sales	03	300	1620	9600	000000	000	1,700.60
RCPT CODE SUB-TOTAL:											1,700.60
062910	0001	11/01/2012	A	Stadium Chair Sales Dawson&Gut	03	300	1690	9600	000000	000	195.00
062910	0002	11/01/2012	A	Fleece Sales	03	300	1690	9600	000000	000	30.00
063020	0001	11/08/2012	A	Sect Soccer Tourn. Payment	03	300	1690	9600	000000	000	972.00
063020	0002	11/08/2012	A	Exclus AD - Blackstone	03	300	1690	9600	000000	000	1,250.00
063020	0003	11/08/2012	A	Program Ad - Shear Pizazz	03	300	1690	9600	000000	000	450.00
063020	0004	11/08/2012	A	Walmart Donation	03	300	1690	9600	000000	000	45.48
063071	0001	11/20/2012	A	Patron Donations Vore & Rhodes	03	300	1690	9600	000000	000	20.00
063075	0001	11/20/2012	A	Boys Golf Shirts	03	300	1690	9600	000000	000	84.00
063076	0001	11/20/2012	A	Girls Golf Clothing	03	300	1690	9600	000000	000	102.00
063106	0001	11/28/2012	A	Basketball Season Passes/Tick	03	300	1690	9600	000000	000	8,330.00
RCPT CODE SUB-TOTAL:											11,478.48
FUND CODE SUB-TOTAL:											15,403.08
063124	0001	11/30/2012	A	Sectional Soc D1 Revenue	03	300	1610	9601	000000	000	578.00
063124	0002	11/30/2012	A	Sectional Soc Program Rec	03	300	1610	9601	000000	000	123.00
RCPT CODE SUB-TOTAL:											701.00
FUND CODE SUB-TOTAL:											701.00
063095	0001	11/28/2012	A	Title II-A Adjustment	03	590	4220	9013	000000	000	0.01
RCPT CODE SUB-TOTAL:											0.01
FUND CODE SUB-TOTAL:											0.01
GRAND TOTAL:											1,286,408.31

STATUS (STS) CODES:

A-RECEIPT B-REFUND OF RECEIPT V-VOID REFUND OF RECEIPT X-REDUCTION OF EXPENDITURE
 C-APPROPRIATION OR BUDGET MODIFICATIONS D-EXPENSE/SUPPLIES DISTRIBUTION F-FUND TO FUND TRANSFER