

LEXINGTON LOCAL SCHOOLS



FINANCIAL REPORT
FOR THE PERIOD ENDING
MAY 31, 2022

PREPARED BY
JASON WHITESEL, TREASURER

Gross Depository Balances:

Richland Bank MMA 5719	\$8,346,374.05
Richland Bank Sweep Acct 3520	\$786,300.35
Richland Bank General Acct 0580	\$316,049.04
Richland Bank Anthem Sweep 3523	\$616,780.39
Richland Bank EE Benefits 3180	\$0.00
Richland Bank Payroll Acct 9780	\$21,824.74
Richland Bank Athletic Acct 3280	\$5,085.00

Total Depository Balances (Gross)		\$10,092,413.57
-----------------------------------	--	-----------------

Adjustments to Bank Balance:

Cash in Transit to Bank	\$1,610.00
Outstanding Checks	(\$372,829.90)
Adjustments:	
Outstanding Vision Adjustment	\$3.10
Municipal Income Tax Deduction	(\$1,173.79)

Total Adjustments to Bank Balance		(\$372,390.59)
-----------------------------------	--	----------------

Investments:

Treasury Bonds and Notes	\$12,858,727.33
Certificate of Deposits	\$2,521,000.00
Other Securities	\$0.00
Other Investments:	
Richland Bank MMA 5750	\$38,812.24
Richland Bank MMA R252	\$2,911,643.29
Commercial Paper R252	\$3,581,224.50

Total Investments		\$21,911,407.36
-------------------	--	-----------------

Cash on Hand:

Petty Cash:	
Treasurer's Office	\$100.00
High School	\$0.00
Junior High School	\$0.00
Eastern, Central, Western	\$0.00
Change Cash:	
Athletic Change	\$0.00
Cafeteria Change	\$0.00
Junior High School	\$0.00
Cash with Fiscal Agent	\$0.00

Total Cash on Hand		\$100.00
--------------------	--	----------

Total Balances		\$31,631,530.34
----------------	--	-----------------

Total Fund Balance		\$31,631,530.34
--------------------	--	-----------------

May 01, 2022 through May 31, 2022

Account Name : Lexington Local SD Managing Agency

Account No : 5750

Summary Of Investment Holdings

Shares or Par Value	Investment Category		Avg Unit Cost	Cost Basis	Unit Price	Market Value	Estimated Current Ann Inc	Yield
<u>Money Markets - Taxable</u>								
38,812.24	Northern Instl Government Select Portfolio		1.00	38,812.24	1.00	38,812.24	221.23	0.57%
Totals				38,812.24		38,812.24	221.23	0.57%
<u>Marketable CDs</u>								
200,000	Continental Bank UT	1.900%	06/22/2022	100.00	200,000.00	100.05	200,097.20	3,800.00 1.90%
200,000	American Express Centurion	2.400%	09/12/2022	100.00	200,000.00	100.37	200,735.00	4,800.00 2.39%
200,000	Discover Bank	2.250%	09/27/2022	100.00	200,000.00	100.36	200,712.40	4,500.00 2.24%
200,000	Sallie Mae Bank SLC UT	2.500%	12/13/2022	100.00	200,000.00	100.58	201,162.00	5,000.00 2.49%
25,000	State Bank of India NY	3.000%	03/06/2023	100.00	25,000.00	100.98	25,244.45	750.00 2.97%
200,000	Comenity Capital Bank	2.700%	04/17/2023	100.00	200,000.00	100.68	201,367.00	5,400.00 2.68%
150,000	Merrick Bank	2.050%	07/12/2023	100.00	150,000.00	99.83	149,738.10	3,075.00 2.05%
200,000	Capital One Natl Assn Va	0.500%	11/24/2023	100.00	200,000.00	97.12	194,245.60	1,000.00 0.51%
200,000	Luana Savings Bank	0.200%	12/29/2023	100.00	200,000.00	96.37	192,738.40	400.00 0.21%
100,000	Border State Bank	1.100%	03/27/2024	100.00	100,000.00	97.12	97,116.70	1,100.00 1.13%
248,000	Live Oak Banking Company	1.250%	09/13/2024	100.00	248,000.00	96.33	238,907.33	3,100.00 1.30%
200,000	Industrial & Com Bank 0.3	0.350%	02/11/2025	100.00	200,000.00	93.19	186,373.80	700.00 0.38%
150,000	Barclays Bk Del	2.950%	05/12/2025	100.00	150,000.00	99.73	149,588.70	4,425.00 2.96%
248,000	Goldman Sachs Bk USA	0.800%	08/18/2025	100.00	248,000.00	93.07	230,808.39	1,984.00 0.86%
Totals				2,521,000.00		2,468,835.07	40,034.00	1.62%
<u>U.S. Govt Agy-Exempt State</u>								
250,000	Federal Farm Cr Bks	0.220%	09/08/2023	99.95	249,862.50	97.35	243,366.57	550.00 0.23%
200,000	Federal Home Loan Banks	1.650%	12/28/2023	100.00	200,000.00	98.87	197,736.24	3,300.00 1.67%
200,000	Federal Home Loan Banks	0.220%	05/24/2024	100.00	200,000.00	95.91	191,822.30	440.00 0.23%
200,000	Federal Home Loan Banks	1.000%	07/19/2024	100.00	200,000.00	96.73	193,456.31	2,000.00 1.03%
200,000	Federal Farm Cr Bks	0.430%	10/15/2024	100.00	200,000.00	94.93	189,856.17	860.00 0.45%
250,000	Federal Home Loan Banks	2.000%	12/17/2024	100.13	250,312.50	98.60	246,507.49	5,000.00 2.03%
200,000	Federal Home Loan Banks	0.500%	09/10/2025	100.00	200,000.00	92.85	185,697.76	1,000.00 0.54%
200,000	Federal Home Loan Banks	0.500%	11/12/2025	100.00	200,000.00	92.47	184,944.25	1,000.00 0.54%

May 01, 2022 through May 31, 2022

Account Name : Lexington Local SD Managing Agency

Account No : 5750

Summary Of Investment Holdings

Shares or Par Value	Investment Category			Avg Unit Cost	Cost Basis	Unit Price	Market Value	Estimated Current Ann Inc	Current Yield
200,000	Federal Home Loan Banks	1.000%	03/30/2026	100.00	200,000.00	93.98	187,962.85	2,000.00	1.06%
300,000	Federal Home Loan Banks	1.125%	09/29/2026	100.11	300,339.38	92.21	276,637.14	3,375.00	1.22%
250,000	Federal Home Loan Banks	1.300%	11/24/2026	99.88	249,687.50	94.39	235,982.75	3,250.00	1.38%
Totals					2,450,201.88		2,333,969.83	22,775.00	0.98%
<u>U.S. Govt Agy-Non-Ex St-Int Only</u>									
200,000	Federal Home Ln Mtg Corp	3.200%	05/16/2025	100.00	200,000.00	100.07	200,140.87	6,400.00	3.20%
225,000	Federal Natl Mtg Assn	0.650%	07/30/2025	99.95	224,887.50	93.64	210,695.40	1,462.50	0.69%
Totals					424,887.50		410,836.27	7,862.50	1.91%
Total Investments					5,434,901.62		5,252,453.41	70,892.73	1.35%
Plus Net Cash							0.00		
Total Market Value							5,252,453.41		

Gain or Loss amounts and transactions, as shown, may not reflect the amount to be used for income tax purposes.

May 01, 2022 through May 31, 2022

Account Name : Lexington Local SD Bond Acct Man Agcy

Account No : R252

Summary Of Investment Holdings

Shares or Par Value	Investment Category		Avg Unit Cost	Cost Basis	Unit Price	Market Value	Estimated Current Ann Inc	Current Yield
<u>Money Markets - Taxable</u>								
2,911,643.29	Northern Instl Government Select Portfolio		1.00	2,911,643.29	1.00	2,911,643.29	16,596.37	0.57%
<i>Totals</i>				2,911,643.29		2,911,643.29	16,596.37	0.57%
<u>U.S. Treasury Bills</u>								
2,500,000	United States T-Bills	06/07/2022	99.96	2,499,092.80	99.99	2,499,790.00	10,949.08	0.44%
2,500,000	United States T- Bill	07/05/2022	99.89	2,497,350.00	99.93	2,498,330.00	17,413.36	0.70%
5,000,000	United States T-Bills	08/11/2022	99.74	4,987,195.15	99.80	4,989,825.00	51,594.79	1.03%
<i>Totals</i>				9,983,637.95		9,987,945.00	79,957.23	0.80%
<u>Commercial Paper - Corporate</u>								
1,800,000	Banco De Chile Disc Coml Pap	06/01/2022	99.88	1,797,920.00	99.88	1,797,919.99	2,880.00	0.16%
900,000	Collateralized Coml Paper V LI	09/07/2022	99.51	895,604.08	99.54	895,881.60	0.00	0.00%
900,000	Credit Suisse First Boston N	01/03/2023	98.63	887,700.42	98.59	887,343.30	0.00	0.00%
<i>Totals</i>				3,581,224.50		3,581,144.89	2,880.00	0.08%
<i>Total Investments</i>				16,476,505.74		16,480,733.18	99,433.60	0.60%
<i>Plus Net Cash</i>						0.00		
<i>Total Market Value</i>						16,480,733.18		

Gain or Loss amounts and transactions, as shown, may not reflect the amount to be used for income tax purposes.

LEXINGTON LOCAL SCHOOLS
INVESTMENT REPORT FOR THE MONTH ENDING
MAY 31, 2022

INTEREST EARNED:	THIS MONTH	FISCAL YEAR TO DATE
Richland Bank, General Sweep	\$412.66	\$993.89
Richland Bank, General MMA	\$1,833.77	\$4,593.51
Richland Bank, Anthem Sweep	\$88.91	\$265.25
Star Ohio	\$0.00	\$0.00
CDs, Bonds, and other investments	\$2,712.78	\$53,006.12
TOTAL INTEREST RECEIVED	\$5,048.12	\$58,858.77

INTEREST EARNED (LEX BOND ACCT)	THIS MONTH	FISCAL YEAR TO DATE
Richland Bank, General Sweep	\$0.00	\$0.00
Richland Bank, General MMA	\$0.00	\$0.00
Richland Bank, Anthem Sweep	\$0.00	\$0.00
Star Ohio	\$0.00	\$0.00
CDs, Bonds, and other investments	\$2,380.07	\$38,251.80
TOTAL INTEREST RECEIVED	\$2,380.07	\$38,251.80

History of Interest Earnings	Fiscal Year	Interest Earnings
	1998	\$ 167,057.52
	1999	\$ 138,113.69
	2000	\$ 157,991.72
	2001	\$ 236,839.79
	2002	\$ 146,052.34
	2003	\$ 63,712.36
	2004	\$ 47,970.95
	2005	\$ 90,719.94
	2006	\$ 158,724.51
	2007	\$ 221,998.86
	2008	\$ 213,660.34
	2009	\$ 95,639.63
	2010	\$ 56,860.22
	2011	\$ 3,001.78
	2012	\$ 3,090.00
	2013	\$ 5,758.97
	2014	\$ 8,349.92
	2015	\$ 11,765.22
	2016	\$ 28,300.22
	2017	\$ 83,194.26
	2018	\$ 133,582.49
	2019	\$ 205,588.68
	2020	\$ 218,228.66
	2021	\$ 85,117.81
FISCAL Year To Date	2022	\$58,858.77

Lex Bond Acct Interest Earnings	Fiscal Year	Interest Earnings
	2020	\$526,044.24
	2021	\$507,134.12
FISCAL Year To Date	2022	\$38,251.80

Total Interest Earnings 1998 to Present \$	2,640,178.65
---	---------------------



Reporting Period: May 2022 (FY 2022)

6/7/22 12:37 PM

As Of Period: 05/31/2022

LEXINGTON LOCAL SCHOOLS Cash Summary Report

Full Account Code	Description	Initial Cash	MTD Received	FYTD Received	MTD Expended	FYTD Expended	Fund Balance
001-0000	GENERAL FUND	\$ 10,147,740.40	\$ 1,496,937.63	\$ 23,229,880.84	\$ 2,007,880.71	\$ 21,786,656.02	\$ 11,590,965.22
001-9412	GENERAL BUDGET RESERVE SET-ASIDE-1%/BWC	87,928.97	0.00	0.00	0.00	0.00	87,928.97
002-0000	BOND RETIREMENT FUND	1,769,698.68	40,652.48	3,434,171.28	0.00	3,664,159.23	1,539,710.73
003-0000	PERMANENT IMPROVEMENT FUND	467,930.96	40,200.07	764,319.86	215,811.43	856,308.85	375,941.97
004-0000	LFI BUILDING FUND	7,821,273.15	652.70	3,217,579.30	342,613.20	6,535,812.36	4,503,040.09
006-0000	FOOD SERVICE FUND	807.82	315,128.57	1,087,577.36	80,470.19	793,786.58	294,598.60
007-9100	LEXINGTON MINUTEMEN ACADEMIC SCHOLARSHIP FUND	132,671.74	3,512.52	16,090.35	0.00	13,350.00	135,412.09
007-9800	TERRY McCAMMON SCHOLARSHIP FUND	22,101.59	0.00	0.00	0.00	22,101.59	0.00
010-0000	CLASSROOM FACILITIES CONSTRUCTION FUND	36,954,926.07	1,727.37	28,420.52	2,709,710.50	25,066,046.77	11,917,299.82
018-9100	HIGH SCHOOL PRINCIPAL'S FUND	685.94	1,743.15	5,321.93	3,417.99	6,482.59	(474.72)
018-9101	HIGH SCHOOL FLOWER FUND	(6.00)	0.00	393.00	133.00	386.39	0.61
018-9200	JUNIOR HIGH PRINCIPAL'S FUND	6,017.45	1,710.00	2,501.19	450.00	562.83	7,955.81
018-9300	EASTERN PRINCIPAL'S FUND	1,387.24	1,356.00	3,148.68	1,080.10	2,043.29	2,492.63
018-9301	EASTERN ELEMENTARY BOOKFAIR/BOXTOPS FUND	3,604.36	5,650.23	8,070.13	5,389.79	8,058.49	3,616.00
018-9302	EASTERN ELEMENTARY MATH	1,036.52	0.00	0.00	0.00	0.00	1,036.52
018-9303	EASTERN RUN CLUB	496.73	0.00	1,075.00	0.00	1,191.87	379.86
018-9400	CENTRAL PRINCIPAL'S FUND	8,666.59	54.00	3,008.29	950.41	3,722.79	7,952.09
018-9401	CENTRAL ELEMENTARY BOOKFAIR FUND	4,751.51	3,965.74	4,025.04	134.86	955.23	7,821.32
018-9402	CENTRAL ELEMENTARY ART	1,941.37	0.00	0.00	0.00	0.00	1,941.37
018-9500	WESTERN PRINCIPAL'S FUND	19,135.19	552.00	3,507.65	406.70	3,237.64	19,405.20
018-9501	WESTERN ELEMENTARY BOOKFAIR/BOXTOPS FUND	4,292.97	52.70	4,438.42	0.00	4,326.33	4,405.06
018-9503	WESTERN ELEMENTARY ART	1,986.42	0.00	0.00	0.00	0.00	1,986.42
018-9901	JUNIOR HIGH TEACHER ADVISORY FUND	109.25	0.00	0.00	0.00	0.00	109.25
019-9001	ACADEMIC BOOSTERS GRANTS	769.07	0.00	0.00	0.00	0.00	769.07
019-9121	CENTRAL ELEMENTARY PTO GRANTS	1,755.76	14.83	75.02	0.00	0.00	1,830.78
019-9122	EASTERN ELEMENTARY PTO GRANTS	2,405.99	14.82	75.03	0.00	0.00	2,481.02
019-9123	WESTERN ELEMENTARY PTO GRANTS	3,143.82	14.82	75.02	0.00	0.00	3,218.84
019-9200	RICHLAND COUNTY FOUNDATION GRANT PLAYGROUND	200.00	0.00	0.00	0.00	0.00	200.00
019-9218	RICH CO FOUND-WRITE STUFF STEAM KIT	52.93	0.00	0.00	0.00	52.93	0.00
019-9221	RICH CO FOUND-SCIENCE DISCOVERY BINS	0.95	0.00	0.00	0.00	0.95	0.00
019-9222	RICH CO FOUND-ONE BIG HAPPY FAMILY	2.41	0.00	0.00	0.00	2.41	0.00
019-9224	RICH CO FOUND-STEM SNAP CIRCUITS	66.36	0.00	0.00	0.00	66.36	0.00
019-9225	RICH CO FOUND GRANT-STEM	0.00	0.00	485.94	(0.10)	485.94	0.00

Reporting Period: May 2022 (FY 2022)

6/7/22 12:37 PM

As Of Period: 05/31/2022

LEXINGTON LOCAL SCHOOLS
Cash Summary Report

Full Account Code	Description	Initial Cash	MTD Received	FYTD Received	MTD Expended	FYTD Expended	Fund Balance
	MATERIALS SNAP CIRCUITS						
019-9226	RICH CO FOUND GRANT-SCIENCE ENRICH FIELD TRIP	\$ 0.00	\$ 0.00	\$ 1,500.00	\$ 0.00	\$ 1,155.45	\$ 344.55
019-9301	RICH CO FOUND/SECO ROBOTICS GRANT (HEIMANN)	31.72	0.00	0.00	0.00	0.00	31.72
019-9302	RICH CO RETIRED TEACHERS ASSOC	150.00	0.00	0.00	0.00	0.00	150.00
019-9304	RICHLAND CO RETIRED TEACHERS - HS ENGLISH	0.00	0.00	200.00	0.00	0.00	200.00
022-9601	OHSAA TOURNAMENT AGENCY FUND	0.00	0.00	8,740.00	0.00	2,137.97	6,602.03
024-0000	EMPLOYEE BENEFITS FUND FOR MEDICAL/DENTAL	1,016,271.39	439,523.31	4,806,303.13	494,968.12	5,245,798.48	576,776.04
034-0000	OFCC PROJECT MAINTENANCE FUND	283,040.25	2,151.22	186,410.78	0.00	3,112.62	466,338.41
200-9101	HIGH SCHOOL ART CLUB	372.46	0.00	0.00	0.00	0.00	372.46
200-9102	HIGH SCHOOL DRAMA CLUB	24,669.34	0.00	11,121.66	59.16	10,995.68	24,795.32
200-9103	HIGH SCHOOL MATH CLUB	52.70	0.00	0.00	0.00	0.00	52.70
200-9104	HIGH SCHOOL LEADERSHIP COUNCIL	697.11	0.00	1,607.00	397.61	1,622.61	681.50
200-9105	HIGH SCHOOL FRENCH CLUB	364.75	0.00	0.00	0.00	0.00	364.75
200-9107	HIGH SCHOOL SPANISH CLUB	568.50	0.00	120.00	0.00	0.00	688.50
200-9108	HIGH SCHOOL LEO CLUB	2,052.62	0.00	148.25	41.92	170.44	2,030.43
200-9114	HIGH SCHOOL STUDENT COUNCIL FUND	3,259.95	1,425.25	3,108.21	1,044.37	1,826.28	4,541.88
200-9115	HIGH SCHOOL KEY CLUB	1,615.85	60.00	1,089.30	196.18	915.98	1,789.17
200-9116	HIGH SCHOOL CHESS CLUB	321.00	0.00	0.00	0.00	0.00	321.00
200-9119	HIGH SCHOOL YEARBOOK FUND	49,495.53	515.00	11,827.50	60.98	10,230.52	51,092.51
200-9120	HIGH SCHOOL JOURNALISM FUND	505.44	0.00	0.00	0.00	0.00	505.44
200-9121	HIGH SCHOOL NATIONAL HONOR SOCIETY	(50.85)	0.00	5,933.81	2,800.00	5,559.09	323.87
200-9201	JUNIOR HIGH ART CLUB	719.48	0.00	128.25	0.00	200.25	647.48
200-9204	JUNIOR HIGH STUDENT COUNCIL FUND	1,890.27	(205.00)	1,080.70	769.82	1,623.99	1,346.98
200-9205	JUNIOR HIGH LIBRARY CLUB	77.65	0.00	0.00	0.00	0.00	77.65
200-9301	EASTERN ELEMENTARY STUDENT ACTIVITY FUND	1,123.23	269.46	946.71	0.00	788.37	1,281.57
200-9302	EASTERN ELEMENTARY ROBOTICS FUND	575.16	0.00	0.00	0.00	0.00	575.16
200-9611	HIGH SCHOOL INFORMED TEENS FUND	903.63	0.00	0.00	0.00	0.00	903.63
200-9612	JUNIOR HIGH INFORMED TEENS FUND	820.72	11.34	575.06	0.00	341.86	1,053.92
300-9115	JAZZ BAND	1,512.61	0.00	0.00	0.00	0.00	1,512.61
300-9116	CHOIR	1,284.95	0.00	0.00	0.00	0.00	1,284.95
300-9206	JUNIOR HIGH PHYS ED DEPARTMENT FUND	3,222.36	0.00	470.00	200.00	646.61	3,045.75
300-9210	JR HIGH INSTRUMENTAL	41.03	0.00	0.00	0.00	0.00	41.03
300-9600	ATHLETIC FUND	3,443.05	3,601.64	194,837.99	7,717.11	186,572.69	11,708.35

Reporting Period: May 2022 (FY 2022)

6/7/22 12:37 PM

As Of Period: 05/31/2022

LEXINGTON LOCAL SCHOOLS
Cash Summary Report

Full Account Code	Description	Initial Cash	MTD Received	FYTD Received	MTD Expended	FYTD Expended	Fund Balance
300-9601	ATHLETIC CAPITAL FUND	\$ 77,000.00	\$ 12,500.00	\$ 41,000.00	\$ 1,331.50	\$ 36,232.06	\$ 81,767.94
300-9602	ORCHESTRA	63.22	0.00	0.00	0.00	0.00	63.22
300-9603	ELEMENTARY MUSIC	1,572.09	0.00	0.00	0.00	0.00	1,572.09
300-9605	BAND	232.95	0.00	0.00	0.00	0.00	232.95
451-9022	Network Connectivity FY2022	0.00	0.00	9,000.00	0.00	9,000.00	0.00
467-0000	STUDENT WELLNESS AND SUCCESS FUND	52,768.66	0.00	0.00	0.00	52,768.66	0.00
499-9022	SCHOOL SAFETY GRANT FY22	0.00	0.00	12,461.88	0.00	2,709.00	9,752.88
507-9021	ESSER FUNDING FY21	0.00	0.00	0.00	169.71	169.71	(169.71)
507-9022	ESSER ARP FUNDING	0.00	25,297.22	463,728.80	41,715.42	504,803.53	(41,074.73)
507-9921	ESSER II FUNDING	0.00	184.50	163,521.58	184.50	163,521.58	0.00
516-9021	IDEA-B SPECIAL EDUCATION FY21	(35,740.32)	0.00	46,686.68	0.00	10,946.36	0.00
516-9022	IDEA-B SPECIAL EDUCATION FY22	0.00	40,573.07	483,013.85	59,271.91	537,465.67	(54,451.82)
516-9922	IDEA PART B GRANTS	0.00	15,211.25	107,273.02	15,005.00	122,278.02	(15,005.00)
572-9021	TITLE I FY21	(14,278.32)	0.00	14,806.46	0.00	528.14	0.00
572-9022	TITLE I FY22	0.00	10,731.84	213,096.04	22,596.80	235,446.10	(22,350.06)
584-9022	TITLE IV FY22	0.00	3,600.00	23,344.37	3,600.00	23,344.37	0.00
587-9022	EARLY CHILDHOOD SPECIAL EDUCATION IDEA FY22	0.00	206.10	12,212.54	(1,570.72)	12,583.88	(371.34)
587-9922	IDEA PRESCHOOL-HANDICAPPED	0.00	0.00	0.00	1,942.06	1,942.06	(1,942.06)
590-9022	TITLE II-A IMPROVING TEACHER QUALITY FY22	0.00	0.00	55,702.25	(3,618.07)	55,702.25	0.00
599-9921	RICHLAND COUNTY MOBILE HOT SPOT GRANT	614.96	0.00	0.00	0.00	614.96	0.00
599-9922	MISCELLANEOUS FED. GRANT FUND	0.00	0.00	289,000.00	0.00	289,000.00	0.00
Grand Total		\$ 58,948,847.35	\$ 2,469,595.83	\$ 38,985,235.67	\$ 6,017,332.16	\$ 66,302,552.68	\$ 31,631,530.34

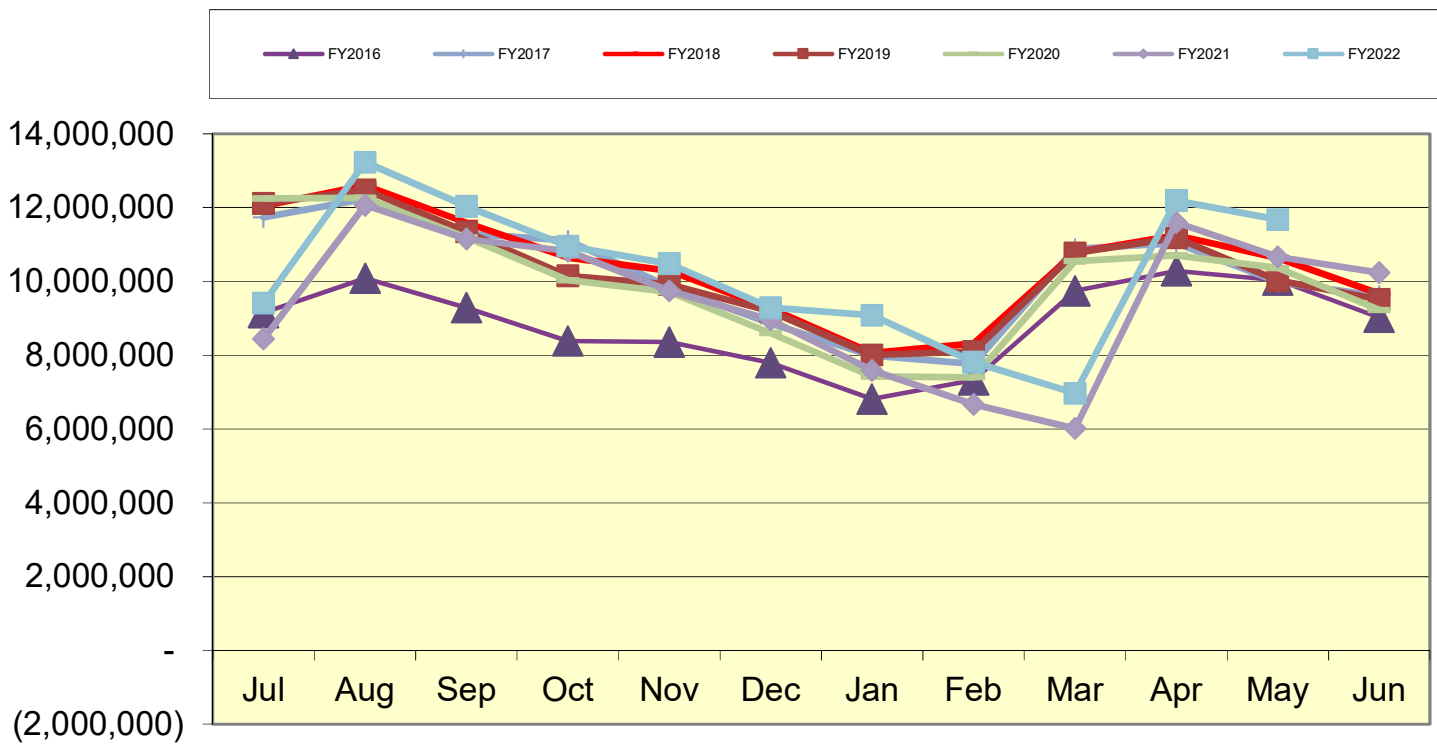
LEXINGTON LOCAL SCHOOLS Spending Plan Summary

ODE Line Number	Monthly Estimate	Monthly Actual	Monthly Difference	FYTEstimate	FYTDActual	FYTDDifference
01.010 General Property (Real Estate)	\$ 2,000.00	\$ 0.00	\$ (2,000.00)	\$ 11,602,112.00	\$ 11,602,668.93	\$ 556.93
01.020 Tangible Personal Property Tax	0.00	0.00	0.00	896,012.00	902,390.05	6,378.05
01.030 Income Tax	0.00	0.00	0.00	0.00	0.00	0.00
01.035 Unrestricted Grants-in-Aid	800,000.00	620,210.22	(179,789.78)	8,229,486.00	8,297,980.67	68,494.67
01.040 Restricted Grants-in-Aid	6,203.00	(8,845.91)	(15,048.91)	68,233.00	141,563.81	73,330.81
01.045 Restricted Federal Grants-in-Aid - SFSF	0.00	0.00	0.00	0.00	0.00	0.00
01.050 Property Tax Allocation	0.00	828,605.04	828,605.04	925,000.00	1,755,340.63	830,340.63
01.060 All Other Operating Revenue	119,784.00	56,927.72	(62,856.28)	492,219.00	499,293.64	7,074.64
01.070 Total Revenue	927,987.00	1,496,897.07	568,910.07	22,213,062.00	23,199,237.73	986,175.73
02.010 Proceeds from Sale of Notes	0.00	0.00	0.00	0.00	0.00	0.00
02.020 State Emergency Loans & Advancements (Approved)	0.00	0.00	0.00	0.00	0.00	0.00
02.040 Operating Transfers-In	0.00	0.00	0.00	0.00	0.00	0.00
02.050 Advances-In	0.00	0.00	0.00	0.00	0.00	0.00
02.060 All Other Financial Sources	5,000.00	40.56	(4,959.44)	45,000.00	30,643.11	(14,356.89)
02.070 Total Other Financing Sources	5,000.00	40.56	(4,959.44)	45,000.00	30,643.11	(14,356.89)
02.080 Total Revenues and Other Financing Sources	932,987.00	1,496,937.63	563,950.63	22,258,062.00	23,229,880.84	971,818.84
03.010 Personal Services	1,189,044.00	1,157,572.63	(31,471.37)	12,344,044.00	12,444,958.70	100,914.70
03.020 Employees' Retirement/Insurance Benefits	570,000.00	555,510.77	(14,489.23)	6,208,000.00	6,116,018.55	(91,981.45)
03.030 Purchased Services	209,000.00	229,700.31	20,700.31	2,084,000.00	2,179,660.44	95,660.44
03.040 Supplies and Materials	31,000.00	60,562.83	29,562.83	642,000.00	694,500.84	52,500.84
03.050 Capital Outlay	0.00	105.00	105.00	31,000.00	40,890.60	9,890.60
03.060 Intergovernmental	0.00	0.00	0.00	0.00	0.00	0.00
04.010 Debt Service: All Principal (Historical)	0.00	0.00	0.00	0.00	0.00	0.00
04.020 Debt Service: Principal-Notes	0.00	0.00	0.00	0.00	0.00	0.00
04.030 Debt Service: Principal - State Loans	0.00	0.00	0.00	0.00	0.00	0.00
04.040 Debt Service: Principal - State Advancements	0.00	0.00	0.00	0.00	0.00	0.00
04.050 Debt Service: Principal - HB 264 Loans	0.00	0.00	0.00	0.00	0.00	0.00
04.055 Debt Service: Principal - Other	0.00	0.00	0.00	0.00	0.00	0.00
04.060 Debt Service: Interest and Fiscal Charges	0.00	0.00	0.00	0.00	0.00	0.00
04.300 Other Objects	5,000.00	4,429.17	(570.83)	293,689.00	310,626.89	16,937.89
04.500 Total Expenditures	2,004,044.00	2,007,880.71	3,836.71	21,602,733.00	21,786,656.02	183,923.02
05.010 Operational Transfers - Out	0.00	0.00	0.00	0.00	0.00	0.00
05.020 Advances - Out	0.00	0.00	0.00	0.00	0.00	0.00
05.030 All Other Financing Uses	0.00	0.00	0.00	0.00	0.00	0.00
05.040 Total Other Financing Uses	0.00	0.00	0.00	0.00	0.00	0.00
05.050 Total Expenditure and Other Financing Uses	2,004,044.00	2,007,880.71	3,836.71	21,602,733.00	21,786,656.02	183,923.02
06.010 Excess Rev & Oth Financing Sources over(under) Exp & Oth F	(1,071,057.00)	(510,943.08)	560,113.92	655,329.00	1,443,224.82	787,895.82
07.010 Cash Balance-July1 -Excluding Proposed Renew/Replace & New	0.00	12,189,837.27	12,189,837.27	10,235,669.00	10,235,669.37	0.37
07.020 Cash Balance June 30	(1,071,057.00)	11,678,894.19	12,749,951.19	10,890,998.00	11,678,894.19	787,896.19
08.010 Estimated Encumbrances June 30	(300,000.00)	984,298.38	1,284,298.38	443,000.00	984,298.38	541,298.38

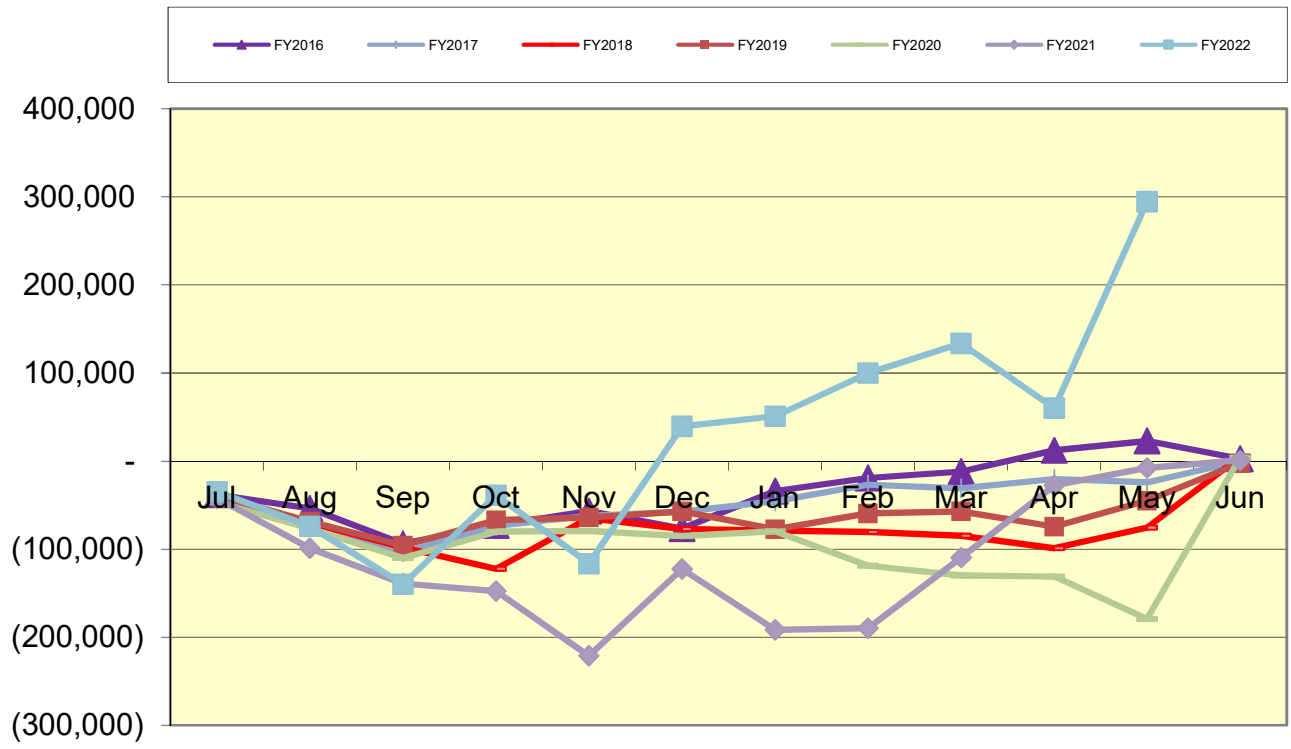
**LEXINGTON LOCAL SCHOOL DISTRICT
GENERAL FUND ONLY 2021-2022
SUMMARY OF RECEIPTS AND EXPENDITURES - FIVE YEAR FORECAST FORMAT**

LINE 7.010	BEGINNING CASH BALANCE		\$ 10,235,669		
	5/31/2022	FISCAL YEAR TO DATE Estimate	FISCAL YEAR TO DATE Actual	VARIANCE Estimate vs. Actual	PERCENT of VARIANCE
REVENUES					
LINE 1.010	Real Estate Tax	\$ 11,602,112	\$ 11,602,669	\$557	0.00%
LINE 1.020	Personal Property Tax	\$ 896,012	\$ 902,390	\$6,378	0.71%
LINE 1.030	Income Tax	\$ -	\$ -	\$0	
LINE 1.035	State Funding	\$ 8,229,486	\$ 8,297,981	\$68,495	0.83%
LINE 1.040	Career Tech / Economic Disadv.	\$ 68,233	\$ 141,564	\$73,331	107.47%
LINE 1.050	Property Tax Allocation	\$ 925,000	\$ 1,755,341	\$830,341	89.77%
LINE 1.060	Other Operating Revenue	\$ 492,219	\$ 499,293	\$7,074	1.44%
LINE 1.070	TOTAL REVENUE	\$ 22,213,062	\$ 23,199,238	\$986,176	4.44%
EXPENSES					
LINE 2.01	Proceeds from Notes	\$ -	\$ -	\$0	
LINE 2.04	Transfers In	\$ -	\$ -	\$0	
LINE 2.050	Advances In	\$ -	\$ -	\$0	#DIV/0!
LINE 2.060	Other Financing Sources	\$ 45,000	\$ 30,643	(\$14,357)	-31.90%
LINE 2.070	TOTAL OTHER SOURCES	\$ 45,000	\$ 30,643	(\$14,357)	-31.90%
LINE 2.080	TOTAL REVENUES & Sources	\$ 22,258,062	\$ 23,229,881	\$971,819	4.37%
EXPENSES					
LINE 3.010	Salaries	\$ 12,344,044	\$ 12,444,959	(\$100,915)	-0.82%
LINE 3.020	Retirement and Benefits	\$ 6,208,000	\$ 6,116,019	\$91,981	1.48%
LINE 3.030	Purchased Services	\$ 2,084,000	\$ 2,179,660	(\$95,660)	-4.59%
LINE 3.040	Supplies and Materials	\$ 642,000	\$ 694,501	(\$52,501)	-8.18%
LINE 3.050	Capital Outlay and Equipment	\$ 31,000	\$ 40,890	(\$9,890)	-31.90%
LINE 3.06	INTERGOVERNMENTAL	\$ -	\$ -	\$0	
LINE 4.020	DEBT SERVICE - Notes	\$ -	\$ -	\$0	
LINE 4.060	DEBT SERVICE - Interest charges	\$ -	\$ -	\$0	
LINE 4.300	Other Objects	\$ 293,689	\$ 310,627	(\$16,938)	-5.77%
LINE 4.500	TOTAL EXPENDITURES	\$ 21,602,733	\$ 21,786,656	(\$183,923)	-0.85%
LINE 5.00	TRANSFERS OUT	\$ -	\$ -	\$0	
LINE 5.02	ADVANCES OUT	\$ -	\$ -	\$0	
LINE 5.03	ALL OTHER USES	\$ -	\$ -	\$0	
LINE 5.040	TOTAL OTHER USES	\$ -	\$ -	\$0	
LINE 5.050	TOTAL EXPENDITURES & USES	\$ 21,602,733	\$ 21,786,656	(\$183,923)	-0.85%
		Estimate	Actual	Variance	
LINE 6.010	REVENUES OVER EXPENSES	\$ 655,329	\$ 1,443,225	\$787,896	
LINE 7.020	ENDING CASH BALANCE	\$ 10,890,998	\$ 11,678,894	\$787,896	
	Less Reserves	\$ (87,929)	\$ (87,929)	\$ -	
LINE 8.010	Less Outstanding Encumbrances	\$ (443,000)	\$ (984,298)	\$ (541,298)	122.19%
LINE 15.010	Unreserved Fund Balance	\$ 10,360,069	\$ 10,606,667	\$246,598	2.38%
	Salaries/Benefits as % of Revenue	83.5%	80.0%	Benchmark Yr. End 80.1% or below	
	True Days Cash - Calendar Days on which can operate	161	163	90 or above optimal	

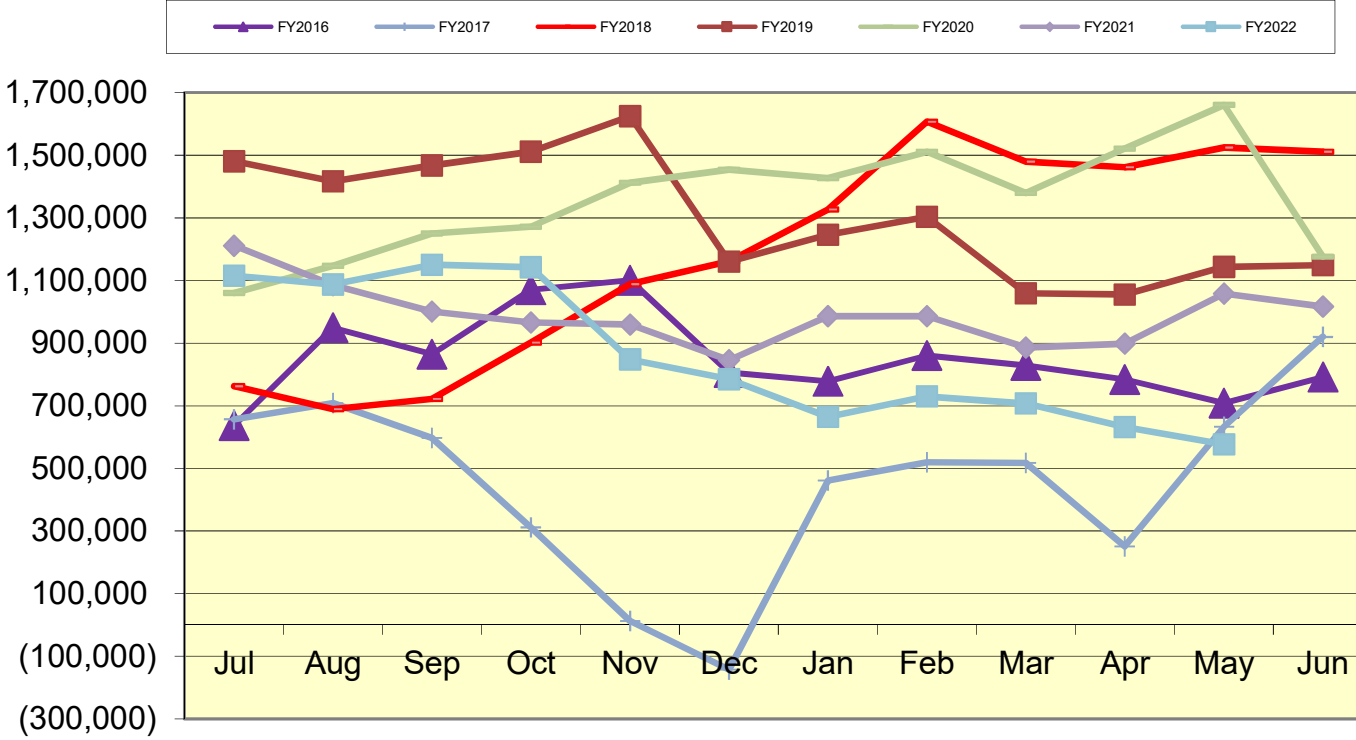
Lexington Local Schools General Fund Cash Balance



Lexington Local Schools Food Service Fund Cash Balance



Lexington Local Schools Employee Benefits Fund Cash Balance



Lexington Local Schools

Permanent Improvement Fund 5/31/2022

	Budgeted Amount	Actual Fiscal Year Expended	Current Encumbrances	Expenses / Encumbrances Over/Under Estimate	Remaining Estimated PI Project Costs
Instruction and Administration					
Eastern Elementary Equipment/Materials	\$ 150.00	\$ 71.42	\$ -	\$78.58	\$78.58
Central Elementary Equipment/Materials	\$ 7,089.07	\$ 5,043.91	\$ 1,565.00	\$480.16	\$480.16
HS Music Equipment	\$ 4,538.99	\$ 4,937.49	\$ -	(\$398.50)	\$0.00
Maintenance					
New Maintenance Garage	\$ 700,000.00	\$ 598,563.60	\$ 101,436.40	\$0.00	\$0.00
Maintenance Tractor w/Dump Bed Kit	\$ 11,391.00	\$ 11,391.00	\$ -	\$0.00	\$0.00
Eastern Elementary Feedwater Tank Replacement	\$ 10,480.00	\$ 6,480.00	\$ 4,000.00	\$0.00	\$0.00
HS Retaining Wall with Geo Grid Reinforcement and Signage	\$ 11,000.00	\$ 10,874.00	\$ -	\$126.00	\$0.00
Transportation					
New bus	\$ 101,859.00	\$ 101,859.00	\$ -	\$0.00	\$0.00
Bus Fuel Tank Removal and Installation	\$ 40,000.00	\$ 34,850.00	\$ 5,150.00	\$0.00	\$0.00
Technology					
Computers, servers, tech equip., etc.	\$ 150,000.00	\$ 13,159.69	\$ 133,705.14	\$3,135.17	\$3,135.17
Food Service					
Food Service Equipment	\$ 4,438.34	\$ 4,218.91	\$ 219.43	\$0.00	\$0.00
Athletics and Student Activities					
HS Athletics Equipment	\$ 79,882.00	\$ 52,574.45	\$ 10,291.76	\$17,015.79	\$17,015.79
Fees					
Tax Collection Fees	\$ 14,500.00	\$ 12,285.38	\$ -	\$2,214.62	\$2,214.62
Totals					
	\$ 1,135,328.40	\$ 856,308.85	\$ 256,367.73	\$22,651.82	\$22,924.32
Total Budgeted	\$ 1,135,328.40				
Actual Cash Balance 7/1/21	\$ 467,930.96				
Revenues FY22 - Taxes from levy	\$ 764,319.86				
Expenditures FY22	\$ (856,308.85)				
Current Cash Balance	\$375,941.97				
Current Encumbrances	\$ (256,367.73)				
Available Balance	\$119,574.24				
Remaining Estimated Revenues FY22 - Taxes from levy	\$ -				
Less: Remaining Estimated PI Project Costs	(\$22,924.32)				
Estimated 6/30/22 Carryover	\$ 96,649.92				

Lexington Local Schools

Food Service Fund 2021-22 vs. 2020-2021 vs. 2019-2020

							Beginning Balance 7/1/21	\$ 808
2020-2021 Through 5/31/22								
<i>Revenues</i>	District-Wide	High School	Junior High	Eastern	Central	Western	Total	
Student Type A, Ezpay, Misc	\$ -	\$ (2,351)	\$ (1,725)	\$ (859)	\$ (23)	\$ 12	\$ (4,946)	
Student Break, Milk & A La Carte	\$ -	\$ 22,657	\$ 8,758	\$ 3,685	\$ 2,383	\$ 680	\$ 38,163	
Adult & Misc revenues	\$ 6,260	\$ 3,252	\$ 809	\$ 1,058	\$ 596	\$ 65	\$ 12,040	
State Reimb	\$ -	\$ 3,590	\$ 2,179	\$ 2,759	\$ 2,487	\$ 2,029	\$ 13,044	
Federal Reimb	\$ -	\$ 281,623	\$ 175,326	\$ 217,279	\$ 193,615	\$ 161,433	\$ 1,029,276	
Transfer In	\$ -	\$ -	\$ -	\$ -	\$ -	\$ -	\$ -	
Total Revenues	\$ 6,260	\$ 308,771	\$ 185,347	\$ 223,922	\$ 199,058	\$ 164,219	\$ 1,087,577	
<i>Expenses</i>								
Wages	\$ 47,180	\$ 106,317	\$ 51,903	\$ 36,278	\$ 32,735	\$ 34,242	\$ 308,655	
Severance	\$ -	\$ -	\$ -	\$ -	\$ -	\$ -	\$ -	
Retirement	\$ 11,083	\$ 17,596	\$ 8,423	\$ 8,044	\$ 5,114	\$ 5,870	\$ 56,130	
Medical	\$ 18,909	\$ 48,322	\$ 7,608	\$ 19,555	\$ 7,608	\$ 13,551	\$ 115,553	
Life, Dent, MC, WC	\$ 1,288	\$ 3,250	\$ 1,810	\$ 1,033	\$ 1,370	\$ 823	\$ 9,574	
Purch Serv, Repairs, Phone, Post	\$ 3,216	\$ 3,263	\$ 850	\$ 1,228	\$ 835	\$ 3,625	\$ 13,017	
Supplies	\$ 6,929	\$ -	\$ -	\$ -	\$ -	\$ -	\$ 6,929	
Food Costs	\$ -	\$ 91,559	\$ 41,924	\$ 84,890	\$ 27,910	\$ 37,646	\$ 283,929	
Equipment	\$ -	\$ -	\$ -	\$ -	\$ -	\$ -	\$ -	
Other Costs	\$ -	\$ -	\$ -	\$ -	\$ -	\$ -	\$ -	
Total Expenses	\$ 88,605	\$ 270,307	\$ 112,518	\$ 151,028	\$ 75,572	\$ 95,757	\$ 793,787	
Net Gain (Loss)	\$ (82,345)	\$ 38,464	\$ 72,829	\$ 72,894	\$ 123,486	\$ 68,462	\$ 293,790	
							Ending Cash Balance 5/31/22	\$ 294,598

							Beginning Balance 7/1/20	\$ 3,725
2020-2021 Through 5/31/21								
<i>Revenues</i>	District-Wide	High School	Junior High	Eastern	Central	Western	Total	
Student Type A, Ezpay, Misc	\$ -	\$ (2,238)	\$ (467)	\$ (370)	\$ 893	\$ 434	\$ (1,748)	
Student Break, Milk & A La Carte	\$ -	\$ 15,809	\$ 4,625	\$ 4,627	\$ 3,222	\$ 1,700	\$ 29,983	
Adult & Misc revenues	\$ 3,963	\$ 2,216	\$ 868	\$ 954	\$ 439	\$ 77	\$ 8,517	
State Reimb	\$ -	\$ 1,279	\$ 1,002	\$ 1,228	\$ 1,248	\$ 1,037	\$ 5,794	
Federal Reimb	\$ -	\$ 131,785	\$ 102,069	\$ 126,102	\$ 126,726	\$ 104,764	\$ 591,446	
Transfer In	\$ -	\$ -	\$ -	\$ -	\$ -	\$ -	\$ -	
Total Revenues	\$ 3,963	\$ 148,851	\$ 108,097	\$ 132,541	\$ 132,528	\$ 108,012	\$ 633,992	
<i>Expenses</i>								
Wages	\$ 37,525	\$ 82,873	\$ 45,582	\$ 35,181	\$ 27,366	\$ 27,392	\$ 255,919	
Severance	\$ -	\$ -	\$ -	\$ -	\$ -	\$ -	\$ -	
Retirement	\$ 9,959	\$ 17,849	\$ 6,373	\$ 8,277	\$ 5,560	\$ 4,643	\$ 52,661	
Medical	\$ 19,813	\$ 48,199	\$ 15,177	\$ 33,022	\$ 12,592	\$ -	\$ 128,803	
Life, Dent, MC, WC	\$ 1,161	\$ 2,919	\$ 2,158	\$ 1,409	\$ 827	\$ 349	\$ 8,823	
Purch Serv, Repairs, Phone, Post	\$ 2,434	\$ 830	\$ 579	\$ 1,617	\$ 674	\$ 320	\$ 6,454	
Supplies	\$ 6,229	\$ 74,065	\$ 25,900	\$ 40,169	\$ 17,009	\$ 29,496	\$ 192,868	
Food Costs	\$ -	\$ -	\$ -	\$ -	\$ -	\$ -	\$ -	
Equipment	\$ -	\$ -	\$ -	\$ -	\$ -	\$ -	\$ -	
Other Costs	\$ -	\$ -	\$ -	\$ -	\$ -	\$ -	\$ -	
Total Expenses	\$ 77,121	\$ 226,735	\$ 95,769	\$ 119,675	\$ 64,028	\$ 62,200	\$ 645,528	
Net Gain (Loss)	\$ (73,158)	\$ (77,884)	\$ 12,328	\$ 12,866	\$ 68,500	\$ 45,812	\$ (11,536)	
							Ending Cash Balance 5/31/21	\$ (7,811)

							Beginning Balance 7/1/19	\$ (2,391)
2019-2020 Through 5/31/20								
<i>Revenues</i>	District-Wide	High School	Junior High	Eastern	Central	Western	Total	
Student Type A, Ezpay, Misc	\$ -	\$ 60,867	\$ 29,304	\$ 33,404	\$ 32,296	\$ 22,850	\$ 178,721	
Student Break, Milk & A La Carte	\$ -	\$ 29,956	\$ 8,885	\$ 8,119	\$ 5,951	\$ 5,158	\$ 58,069	
Adult & Misc revenues	\$ 3,675	\$ 3,946	\$ 884	\$ 1,650	\$ 1,260	\$ 1,065	\$ 12,480	
State Reimb	\$ -	\$ 1,092	\$ 772	\$ 1,258	\$ 1,104	\$ 742	\$ 4,968	
Federal Reimb	\$ -	\$ 52,514	\$ 37,161	\$ 60,518	\$ 53,087	\$ 35,717	\$ 238,997	
Transfer In	\$ -	\$ -	\$ -	\$ -	\$ -	\$ -	\$ -	
Total Revenues	\$ 3,675	\$ 148,375	\$ 77,006	\$ 104,949	\$ 93,698	\$ 65,532	\$ 493,235	
<i>Expenses</i>								
Wages	\$ 45,347	\$ 100,784	\$ 54,011	\$ 40,133	\$ 31,963	\$ 32,894	\$ 305,132	
Severance	\$ -	\$ -	\$ -	\$ -	\$ -	\$ -	\$ -	
Retirement	\$ 10,988	\$ 16,798	\$ 7,683	\$ 9,857	\$ 5,531	\$ 5,786	\$ 56,643	
Medical	\$ 23,697	\$ 43,681	\$ 15,035	\$ 32,714	\$ 11,469	\$ -	\$ 126,596	
Life, Dent, MC, WC	\$ 1,483	\$ 3,657	\$ 2,477	\$ 1,715	\$ 1,060	\$ 596	\$ 10,988	
Purch Serv, Repairs, Phone, Post	\$ 2,578	\$ 5,809	\$ 999	\$ 594	\$ 1,688	\$ 5,833	\$ 17,501	
Supplies	\$ 3,702	\$ -	\$ -	\$ -	\$ -	\$ -	\$ 3,702	
Food Costs	\$ -	\$ 57,704	\$ 25,806	\$ 40,813	\$ 14,056	\$ 11,280	\$ 149,659	
Equipment	\$ -	\$ -	\$ -	\$ -	\$ -	\$ -	\$ -	
Other Costs	\$ -	\$ -	\$ -	\$ -	\$ -	\$ -	\$ -	
Total Expenses	\$ 87,795	\$ 228,433	\$ 106,011	\$ 125,826	\$ 65,767	\$ 56,389	\$ 670,221	
Net Gain (Loss)	\$ (84,120)	\$ (80,058)	\$ (29,005)	\$ (20,877)	\$ 27,931	\$ 9,143	\$ (176,986)	
							Ending Cash Balance 5/31/20	\$ (179,377)

Start Date: 5/1/2022

End Date: 5/31/2022

LEXINGTON LOCAL SCHOOLS

Disbursement Summary Report

Reference Number	Check Number	Type	Date	Name	Vendor #	Status	Reconcile Date	Void Date	Amount
40269	92094	REFUND	5/3/2022	33 FOREVER, INC	13433	RECONCILED	5/10/2022		\$ 205.00
40291	92095	ACCOUNTS_P AYABLE	5/6/2022	STANTON SHEET MUSIC	22	RECONCILED	5/10/2022		132.94
40299	92096	ACCOUNTS_P AYABLE	5/6/2022	CULLIGAN QUALITY WATER	610	RECONCILED	5/11/2022		37.00
40273	92097	ACCOUNTS_P AYABLE	5/6/2022	CenturyLink	700	RECONCILED	5/12/2022		812.06
40282	92098	ACCOUNTS_P AYABLE	5/6/2022	TRANSPORTATION ACCESSORIES CO.	819	RECONCILED	5/10/2022		656.22
40287	92099	ACCOUNTS_P AYABLE	5/6/2022	PHOTORAMA LLC	1028	RECONCILED	5/13/2022		155.00
40301	92100	ACCOUNTS_P AYABLE	5/6/2022	AWARDSMITH	1370	RECONCILED	5/17/2022		23.25
40280	92101	ACCOUNTS_P AYABLE	5/6/2022	M-F ATHLETIC	1741	RECONCILED	5/11/2022		405.00
40281	92102	ACCOUNTS_P AYABLE	5/6/2022	CAPITAL ONE	3469	RECONCILED	5/10/2022		401.89
40304	92103	ACCOUNTS_P AYABLE	5/6/2022	FORGET-ME-NOT FLOWER SHOP, INC.	5460	RECONCILED	5/17/2022		54.00
40277	92104	ACCOUNTS_P AYABLE	5/6/2022	MANSFIELD CITY SCHOOLS	5990	RECONCILED	5/10/2022		400.00
40293	92105	ACCOUNTS_P AYABLE	5/6/2022	RYAN ZAHN	6443	RECONCILED	5/18/2022		599.00
40297	92106	ACCOUNTS_P AYABLE	5/6/2022	CARDINAL BUS SALES & SERVICE	6515	RECONCILED	5/11/2022		330.26
40283	92107	ACCOUNTS_P AYABLE	5/6/2022	VERIZON WIRELESS	7415	RECONCILED	5/12/2022		380.80
40305	92108	ACCOUNTS_P AYABLE	5/6/2022	MARSHA HAAS	8291	RECONCILED	5/17/2022		225.00
40292	92109	ACCOUNTS_P AYABLE	5/6/2022	KELL ACE HARDWARE	8329	RECONCILED	5/12/2022		7.98
40302	92110	ACCOUNTS_P AYABLE	5/6/2022	JESSICA J BRIGHT	8397	OUTSTANDING			24.95
40275	92111	ACCOUNTS_P AYABLE	5/6/2022	BAUMSPAGE. COM, LLC	9849	RECONCILED	5/11/2022		82.21
40289	92112	ACCOUNTS_P AYABLE	5/6/2022	DATA RECOGNITION CORPORATION	10265	RECONCILED	5/24/2022		2,045.10
40270	92113	ACCOUNTS_P AYABLE	5/6/2022	ELIZABETH A. RIEGEL	10733	RECONCILED	5/13/2022		100.00
40284	92114	ACCOUNTS_P AYABLE	5/6/2022	MENARDS	10810	OUTSTANDING			160.86
40290	92115	ACCOUNTS_P AYABLE	5/6/2022	BRICKER & ECKLER LLP	10997	RECONCILED	5/10/2022		457.00
40294	92116	ACCOUNTS_P AYABLE	5/6/2022	KIMBALL MIDWEST	11066	RECONCILED	5/11/2022		237.10
40298	92117	ACCOUNTS_P AYABLE	5/6/2022	JESSICA DUFFEY	11215	RECONCILED	5/17/2022		525.00
40272	92118	ACCOUNTS_P AYABLE	5/6/2022	ALYSSA MCCREADY	13046	RECONCILED	5/12/2022		17.85
40278	92119	ACCOUNTS_P AYABLE	5/6/2022	JAMES HAYES	13087	RECONCILED	5/16/2022		776.28
40274	92120	ACCOUNTS_P AYABLE	5/6/2022	KATIE ROGERS	13108	RECONCILED	5/17/2022		750.00
40296	92121	ACCOUNTS_P AYABLE	5/6/2022	AMANDA BADERTSCH	13224	OUTSTANDING			95.00

Start Date: 5/1/2022

End Date: 5/31/2022

LEXINGTON LOCAL SCHOOLS

Disbursement Summary Report

Reference Number	Check Number	Type	Date	Name	Vendor #	Status	Reconcile Date	Void Date	Amount
40300	92122	ACCOUNTS_P AYABLE	5/6/2022	ER FINALFORMS	13352	RECONCILED	5/10/2022		\$ 184.50
40286	92123	ACCOUNTS_P AYABLE	5/6/2022	THE ESKEN GROUP, LLC	13446	RECONCILED	5/11/2022		1,890.00
40279	92124	ACCOUNTS_P AYABLE	5/6/2022	THEN DESIGN ARCHITECTU RE LTD	13501	RECONCILED	5/10/2022		41,439.82
40303	92125	ACCOUNTS_P AYABLE	5/6/2022	THE BREWER- GARRETT CO	13529	RECONCILED	5/12/2022		13,198.05
40271	92126	ACCOUNTS_P AYABLE	5/6/2022	AMAZON CAPITAL SERVICES	13575	RECONCILED	5/10/2022		1,210.05
40288	92127	ACCOUNTS_P AYABLE	5/6/2022	STOODT'S FRESH MARKET	13591	RECONCILED	5/10/2022		136.39
40295	92128	ACCOUNTS_P AYABLE	5/6/2022	ASHLEY N MCLAUGHLI N	13599	RECONCILED	5/10/2022		85.00
40285	92129	ACCOUNTS_P AYABLE	5/6/2022	PAUL M. LUMADUE	13637	RECONCILED	5/18/2022		160.00
40276	92130	ACCOUNTS_P AYABLE	5/6/2022	COMDOC INC	13671	RECONCILED	5/10/2022		96.49
40314	92131	ACCOUNTS_P AYABLE	5/10/2022	CULLIGAN QUALITY WATER	610	RECONCILED	5/16/2022		93.03
40309	92132	ACCOUNTS_P AYABLE	5/10/2022	ALFRED NICKLES BAKERY	613	RECONCILED	5/16/2022		1,523.84
40315	92133	ACCOUNTS_P AYABLE	5/10/2022	TRANSPORTA TION ACCESSORIE S CO.	819	VOID		5/10/2022	470.23
40316	92134	ACCOUNTS_P AYABLE	5/10/2022	M-F ATHLETIC	1741	VOID		5/10/2022	405.00
40329	92135	ACCOUNTS_P AYABLE	5/10/2022	MANSFIELD- RICHLAND AREA	3537	RECONCILED	5/13/2022		250.00
40321	92136	ACCOUNTS_P AYABLE	5/10/2022	KROGER COMPANY	5498	VOID		5/10/2022	532.50
40320	92137	ACCOUNTS_P AYABLE	5/10/2022	SAM'S CLUB DIRECT	5566	RECONCILED	5/17/2022		210.15
40318	92138	ACCOUNTS_P AYABLE	5/10/2022	CARDINAL BUS SALES & SERVICE	6515	RECONCILED	5/16/2022		495.38
40330	92139	ACCOUNTS_P AYABLE	5/10/2022	LEX LANES	7583	RECONCILED	5/18/2022		1,250.00
40312	92140	ACCOUNTS_P AYABLE	5/10/2022	KELL ACE HARDWARE	8329	RECONCILED	5/24/2022		4.95
40331	92141	ACCOUNTS_P AYABLE	5/10/2022	GIONINO'S PIZZERIA	9153	RECONCILED	5/19/2022		293.86
40306	92142	ACCOUNTS_P AYABLE	5/10/2022	VICKIE STIMA	9690	RECONCILED	5/13/2022		48.93
40311	92143	ACCOUNTS_P AYABLE	5/10/2022	RYAN KNUCKLES	10079	RECONCILED	5/12/2022		41.92
40319	92144	ACCOUNTS_P AYABLE	5/10/2022	AMERICAN EXPRESS	10314	RECONCILED	5/16/2022		75.00
40307	92145	ACCOUNTS_P AYABLE	5/10/2022	SMETZ'S TIRE SERVICE CENTER	10453	RECONCILED	5/17/2022		3,984.60
40327	92146	ACCOUNTS_P AYABLE	5/10/2022	ELIZABETH A. RIEGEL	10733	RECONCILED	5/17/2022		350.00
40328	92147	ACCOUNTS_P	5/10/2022	JOSTENS	10830	RECONCILED	5/16/2022		49.29

Start Date: 5/1/2022

End Date: 5/31/2022

LEXINGTON LOCAL SCHOOLS

Disbursement Summary Report

Reference Number	Check Number	Type	Date	Name	Vendor #	Status	Reconcile Date	Void Date	Amount
40324	92148	AYABLE ACCOUNTS_P AYABLE	5/10/2022	HEALTHCAR E BILLING SERVICES	11018	RECONCILED	5/13/2022		\$ 495.24
40325	92149	AYABLE ACCOUNTS_P AYABLE	5/10/2022	BRIDGEWAY ACADEMY	11513	RECONCILED	5/19/2022		5,684.00
40323	92150	AYABLE ACCOUNTS_P AYABLE	5/10/2022	KELLI PARKS	11777	RECONCILED	5/16/2022		25.00
40317	92151	AYABLE ACCOUNTS_P AYABLE	5/10/2022	ALYSSA MCCREADY	13046	RECONCILED	5/12/2022		1,666.87
40310	92152	AYABLE ACCOUNTS_P AYABLE	5/10/2022	JAMES HAYES	13087	RECONCILED	5/16/2022		776.28
40313	92153	AYABLE ACCOUNTS_P AYABLE	5/10/2022	LISA PFIZENMAYE R	13231	RECONCILED	5/13/2022		375.00
40322	92154	AYABLE ACCOUNTS_P AYABLE	5/10/2022	MELISSA LEWIS	13280	RECONCILED	5/12/2022		25.00
40308	92155	AYABLE ACCOUNTS_P AYABLE	5/10/2022	RIVER EDUCATION SERVICES INC	13290	RECONCILED	5/23/2022		5,220.00
40326	92156	AYABLE ACCOUNTS_P AYABLE	5/10/2022	MATT MILLINGER	13697	OUTSTANDIN G			129.86
40332	92157	AYABLE ACCOUNTS_P AYABLE	5/10/2022	KROGER COMPANY	5498	RECONCILED	5/16/2022		7.50
40335	92158	AYABLE ACCOUNTS_P AYABLE	5/10/2022	TRANSPORTA TION ACCESSORIE S CO.	819	RECONCILED	5/16/2022		371.09
40334	92159	AYABLE ACCOUNTS_P AYABLE	5/10/2022	CARDINAL BUS SALES & SERVICE	6515	RECONCILED	5/16/2022		99.14
40333	92160	AYABLE ACCOUNTS_P AYABLE	5/10/2022	MARK HOOVER	12011	RECONCILED	5/18/2022		525.00
40336	92161	REFUND	5/10/2022	OHIO CARDINAL CONFERENC E	7823	RECONCILED	5/17/2022		678.36
40339	92162	REFUND	5/11/2022	JESSICA BARKER	13775	RECONCILED	5/16/2022		82.00
40340	92163	AYABLE ACCOUNTS_P AYABLE	5/12/2022	AMAZON CAPITAL SERVICES	13575	RECONCILED	5/17/2022		8,345.89
40381	92164	AYABLE ACCOUNTS_P AYABLE	5/12/2022	AWARDSMIT H	1370	RECONCILED	5/23/2022		6.50
40366	92165	AYABLE ACCOUNTS_P AYABLE	5/12/2022	BAUMSPAGE. COM,LLC	9849	RECONCILED	5/26/2022		48.64
40356	92166	AYABLE ACCOUNTS_P AYABLE	5/12/2022	BIOMETRIC INFORMATIO N	9724	OUTSTANDIN G			800.00
40343	92167	AYABLE ACCOUNTS_P AYABLE	5/12/2022	CARDINAL BUS SALES & SERVICE	6515	RECONCILED	5/17/2022		808.38
40383	92168	AYABLE ACCOUNTS_P AYABLE	5/12/2022	COLE DISTRIBUTIN G	9752	RECONCILED	5/17/2022		187.25
40377	92169	AYABLE ACCOUNTS_P AYABLE	5/12/2022	COLTON ULLMAN	13701	RECONCILED	5/17/2022		40.00
40352	92170	AYABLE ACCOUNTS_P AYABLE	5/12/2022	COMMERICA L PARTS & SERVICE	11505	RECONCILED	5/17/2022		1,465.51
40342	92171	AYABLE ACCOUNTS_P AYABLE	5/12/2022	CULLIGAN QUALITY WATER	610	RECONCILED	5/17/2022		111.00
40345	92172	AYABLE ACCOUNTS_P AYABLE	5/12/2022	DELL MARKETING	7777	RECONCILED	5/16/2022		823.17

Start Date: 5/1/2022

End Date: 5/31/2022

LEXINGTON LOCAL SCHOOLS

Disbursement Summary Report

Reference Number	Check Number	Type	Date	Name	Vendor #	Status	Reconcile Date	Void Date	Amount
40341	92173	ACCOUNTS_P AYABLE	5/12/2022	L.P. DRAIN PRO	11678	RECONCILED	5/31/2022		\$ 440.00
40360	92174	ACCOUNTS_P AYABLE	5/12/2022	EDGENUITY INC	12025	RECONCILED	5/20/2022		3,600.00
40357	92175	ACCOUNTS_P AYABLE	5/12/2022	ELZY MILLING & TRADE LTD.	10593	RECONCILED	5/17/2022		61.50
40369	92176	ACCOUNTS_P AYABLE	5/12/2022	F& F BEARING CO. LLC	13517	RECONCILED	5/18/2022		42.36
40365	92177	ACCOUNTS_P AYABLE	5/12/2022	FURBAY/MAN SFIELD ELECTRIC	8458	RECONCILED	5/17/2022		274.23
40361	92178	ACCOUNTS_P AYABLE	5/12/2022	J & B ACCOUSTICA L	1555	RECONCILED	5/16/2022		320.00
40363	92179	ACCOUNTS_P AYABLE	5/12/2022	K B Z ELECTRIC INC.	3923	RECONCILED	5/18/2022		18.76
40379	92180	ACCOUNTS_P AYABLE	5/12/2022	LEX LANES	7583	OUTSTANDIN G			1,080.00
40358	92181	ACCOUNTS_P AYABLE	5/12/2022	LEXINGTON CONCRETE &	273	RECONCILED	5/16/2022		180.00
40374	92182	ACCOUNTS_P AYABLE	5/12/2022	LIBERTY LAWN CARE & LANDSCAPIN G INC	13646	RECONCILED	5/16/2022		105.00
40373	92183	ACCOUNTS_P AYABLE	5/12/2022	MELANIE STILSON	13338	RECONCILED	5/18/2022		166.00
40348	92184	ACCOUNTS_P AYABLE	5/12/2022	MENARDS	10810	OUTSTANDIN G			1,228.37
40382	92185	ACCOUNTS_P AYABLE	5/12/2022	MICHAEL KATHREIN	8174	RECONCILED	5/17/2022		30.00
40378	92186	ACCOUNTS_P AYABLE	5/12/2022	MICHELLE OLECKI	10011	RECONCILED	5/16/2022		1,738.40
40344	92187	ACCOUNTS_P AYABLE	5/12/2022	NAPA	13723	RECONCILED	5/16/2022		8.40
40368	92188	ACCOUNTS_P AYABLE	5/12/2022	NCS PEARSON, INC.	9497	RECONCILED	5/16/2022		140.00
40351	92189	ACCOUNTS_P AYABLE	5/12/2022	NOVA LUNA EDUC & CONSULTIN G	11942	RECONCILED	5/16/2022		972.00
40380	92190	ACCOUNTS_P AYABLE	5/12/2022	O.E. MEYER COMPANY	10829	RECONCILED	5/31/2022		7.20
40384	92191	ACCOUNTS_P AYABLE	5/12/2022	OAEP	9251	OUTSTANDIN G			50.00
40375	92192	ACCOUNTS_P AYABLE	5/12/2022	OHIO.NET INTERNET PROVIDERS	13038	RECONCILED	5/17/2022		460.91
40364	92193	ACCOUNTS_P AYABLE	5/12/2022	ORIENTAL TRADING COMPANY, INC.	5777	RECONCILED	5/17/2022		121.61
40367	92194	ACCOUNTS_P AYABLE	5/12/2022	QUENCH USA INC	9919	RECONCILED	5/17/2022		82.20
40353	92195	ACCOUNTS_P AYABLE	5/12/2022	RUMPKE	11508	RECONCILED	5/25/2022		966.47
40346	92196	ACCOUNTS_P AYABLE	5/12/2022	SCHOOL SPECIALTY	6538	RECONCILED	5/25/2022		420.27
40355	92197	ACCOUNTS_P AYABLE	5/12/2022	SHIRT SHACK, INC.	1823	RECONCILED	5/31/2022		697.50
40370	92198	ACCOUNTS_P	5/12/2022	SIESEL	10297	RECONCILED	5/17/2022		1,604.03

Start Date: 5/1/2022

End Date: 5/31/2022

LEXINGTON LOCAL SCHOOLS

Disbursement Summary Report

Reference Number	Check Number	Type	Date	Name	Vendor #	Status	Reconcile Date	Void Date	Amount
		AYABLE		DISTRIBUTIN G					
40347	92199	ACCOUNTS_P AYABLE	5/12/2022	SMITHFOOD S, INC	11797	RECONCILED	5/17/2022		\$ 6,333.56
40372	92200	ACCOUNTS_P AYABLE	5/12/2022	THE REHAB CENTER	11246	RECONCILED	5/18/2022		22.50
40376	92201	ACCOUNTS_P AYABLE	5/12/2022	TRANSPORTA TION ACCESSORIE S CO.	819	RECONCILED	5/17/2022		563.70
40354	92202	ACCOUNTS_P AYABLE	5/12/2022	TREASURER STATE OF OHIO	5996	RECONCILED	5/18/2022		239.50
40349	92203	ACCOUNTS_P AYABLE	5/12/2022	TREASURER, STATE OF OHIO	9906	RECONCILED	5/25/2022		68.25
40350	92204	ACCOUNTS_P AYABLE	5/12/2022	TRUCK SALES & SERVICE, INC.	8892	RECONCILED	5/17/2022		1,378.41
40362	92205	ACCOUNTS_P AYABLE	5/12/2022	VAPE EDUCATION LLC	13500	RECONCILED	5/23/2022		400.00
40371	92206	ACCOUNTS_P AYABLE	5/12/2022	WOLFF BROS. SUPPLY, INC.	8585	RECONCILED	5/17/2022		56.39
40359	92207	ACCOUNTS_P AYABLE	5/12/2022	WORNER ROOFING COMPANY	6035	RECONCILED	5/16/2022		3,032.00
40385	92208	ACCOUNTS_P AYABLE	5/12/2022	NYTE FLYTE ENTERTAIN MENT	12059	RECONCILED	5/17/2022		200.00
40386	92209	ACCOUNTS_P AYABLE	5/18/2022	LEX LANES	7583	OUTSTANDIN G			111.00
40405	92210	ACCOUNTS_P AYABLE	5/18/2022	ALYSSA MCCREADY	13046	RECONCILED	5/20/2022		178.33
40391	92211	ACCOUNTS_P AYABLE	5/18/2022	AMANDA BADERTSCH ER	13224	OUTSTANDIN G			30.00
40388	92212	ACCOUNTS_P AYABLE	5/18/2022	AMAZON CAPITAL SERVICES	13575	RECONCILED	5/25/2022		520.64
40412	92213	ACCOUNTS_P AYABLE	5/18/2022	ASHLEY REBILLOT G	13752	OUTSTANDIN G			106.60
40390	92214	ACCOUNTS_P AYABLE	5/18/2022	AWARDSMIT H	1370	RECONCILED	5/27/2022		274.25
40394	92215	ACCOUNTS_P AYABLE	5/18/2022	BRIDGEWAY ACADEMY	11513	RECONCILED	5/25/2022		3,032.50
40395	92216	ACCOUNTS_P AYABLE	5/18/2022	BUCKEYE BAKERY G	13103	OUTSTANDIN G			108.00
40396	92217	ACCOUNTS_P AYABLE	5/18/2022	CARDINAL BUS SALES & SERVICE	6515	RECONCILED	5/24/2022		1,084.52
40398	92218	ACCOUNTS_P AYABLE	5/18/2022	CHARLES RITTER CO.	907	RECONCILED	5/23/2022		114.97
40399	92219	ACCOUNTS_P AYABLE	5/18/2022	CULLIGAN QUALITY WATER	610	RECONCILED	5/25/2022		37.00
40400	92220	ACCOUNTS_P AYABLE	5/18/2022	EJ THERAPY INC	13137	RECONCILED	5/31/2022		236.70
40417	92221	ACCOUNTS_P AYABLE	5/18/2022	ELIZABETH A. RIEGEL	10733	RECONCILED	5/24/2022		500.00
40401	92222	ACCOUNTS_P AYABLE	5/18/2022	FORGET-ME- NOT FLOWER SHOP,INC.	5460	RECONCILED	5/24/2022		157.00
40411	92223	ACCOUNTS_P	5/18/2022	KIMBLE	4037	RECONCILED	5/26/2022		395.00

Start Date: 5/1/2022

End Date: 5/31/2022

LEXINGTON LOCAL SCHOOLS

Disbursement Summary Report

Reference Number	Check Number	Type	Date	Name	Vendor #	Status	Reconcile Date	Void Date	Amount
		AYABLE		SEPTIC & PORTA-POT, INC					
40403	92224	ACCOUNTS_P AYABLE	5/18/2022	LEXINGTON LOCAL SCHOOLS	3377	OUTSTANDIN G			\$ 1,310.61
40404	92225	ACCOUNTS_P AYABLE	5/18/2022	MANSFIELD MEMORIAL PARK	5281	RECONCILED	5/31/2022		250.00
40402	92226	ACCOUNTS_P AYABLE	5/18/2022	MARY HAAS	8610	OUTSTANDIN G			40.00
40389	92227	ACCOUNTS_P AYABLE	5/18/2022	MOLLY ARNETT	13343	OUTSTANDIN G			25.00
40406	92228	ACCOUNTS_P AYABLE	5/18/2022	MVD SPORTS	6482	RECONCILED	5/27/2022		600.00
40407	92229	ACCOUNTS_P AYABLE	5/18/2022	NAPA	13723	RECONCILED	5/31/2022		479.52
40408	92230	ACCOUNTS_P AYABLE	5/18/2022	NORTH CENTRAL OHIO ESC	9382	RECONCILED	5/26/2022		2,875.00
40409	92231	ACCOUNTS_P AYABLE	5/18/2022	OHIO.NET INTERNET PROVIDERS	13038	RECONCILED	5/24/2022		427.23
40397	92232	ACCOUNTS_P AYABLE	5/18/2022	RACHEL CARROLL	13067	RECONCILED	5/20/2022		165.00
40416	92233	ACCOUNTS_P AYABLE	5/18/2022	RACHEL SMITH	8026	RECONCILED	5/23/2022		49.26
40392	92234	ACCOUNTS_P AYABLE	5/18/2022	REBECCA BIGLEY	6615	RECONCILED	5/31/2022		370.19
40413	92235	ACCOUNTS_P AYABLE	5/18/2022	RENHILL GROUP, INC.	10075	RECONCILED	5/24/2022		26,097.01
40414	92236	ACCOUNTS_P AYABLE	5/18/2022	SC STRATEGIC SOLUTIONS LLC	12178	RECONCILED	5/26/2022		400.00
40415	92237	ACCOUNTS_P AYABLE	5/18/2022	SEAT SACK	13776	RECONCILED	5/24/2022		298.75
40393	92238	ACCOUNTS_P AYABLE	5/18/2022	STEPHANIE BLACKSTONE	7728	RECONCILED	5/20/2022		40.58
40418	92239	ACCOUNTS_P AYABLE	5/18/2022	THE REHAB CENTER	11246	RECONCILED	5/27/2022		15,005.00
40419	92240	ACCOUNTS_P AYABLE	5/18/2022	THEN DESIGN ARCHITECTURE LTD	13501	RECONCILED	5/24/2022		34,921.41
40410	92241	ACCOUNTS_P AYABLE	5/18/2022	TRACEY PINKELMAN	10653	RECONCILED	5/26/2022		534.76
40420	92242	ACCOUNTS_P AYABLE	5/18/2022	TRANSPORTATION ACCESSORIES CO.	819	RECONCILED	5/24/2022		370.12
40423	92243	ACCOUNTS_P AYABLE	5/18/2022	TRICIA L. VOLZ	1158	OUTSTANDIN G			218.23
40421	92244	ACCOUNTS_P AYABLE	5/18/2022	TRUCK SALES & SERVICE, INC.	8892	RECONCILED	5/26/2022		749.63
40422	92245	ACCOUNTS_P AYABLE	5/18/2022	U.S. AWARDS, INC.	7712	RECONCILED	5/24/2022		370.44
40425	92246	REFUND	5/19/2022	ALLAN ACKERMAN	13781	RECONCILED	5/24/2022		53.45
40424	92247	REFUND	5/19/2022	DAWN DRLIK	13782	RECONCILED	5/25/2022		8.60
40446	92248	ACCOUNTS_P AYABLE	5/20/2022	MID-OHIO ED. SERVICE	69	RECONCILED	5/26/2022		225.60

Start Date: 5/1/2022

End Date: 5/31/2022

LEXINGTON LOCAL SCHOOLS

Disbursement Summary Report

Reference Number	Check Number	Type	Date	Name	Vendor #	Status	Reconcile Date	Void Date	Amount
40432	92249	ACCOUNTS_P AYABLE	5/20/2022	CENTER AMERICAN ELECTRIC POWER	701	RECONCILED	5/31/2022		\$ 29,410.39
40434	92250	ACCOUNTS_P AYABLE	5/20/2022	AWARDSMIT H	1370	RECONCILED	5/27/2022		87.50
40448	92251	ACCOUNTS_P AYABLE	5/20/2022	SCHOLASTIC BOOK FAIRS	1785	RECONCILED	5/26/2022		5,389.79
40433	92252	ACCOUNTS_P AYABLE	5/20/2022	ASHLAND UNIVERSITY	2793	OUTSTANDIN G			3,466.91
40445	92253	ACCOUNTS_P AYABLE	5/20/2022	MALABAR FARM STATE PARK	3727	RECONCILED	5/31/2022		522.00
40444	92254	ACCOUNTS_P AYABLE	5/20/2022	KELL ACE HARDWARE	8329	OUTSTANDIN G			37.59
40441	92255	ACCOUNTS_P AYABLE	5/20/2022	GIONINO'S PIZZERIA	9153	OUTSTANDIN G			32.80
40437	92256	ACCOUNTS_P AYABLE	5/20/2022	COLE DISTRIBUTIN G	9752	RECONCILED	5/26/2022		19,617.05
40442	92257	ACCOUNTS_P AYABLE	5/20/2022	HANK'S SALES & SERVICE,	9831	RECONCILED	5/26/2022		550.00
40450	92258	ACCOUNTS_P AYABLE	5/20/2022	ELIZABETH A. RIEGEL	10733	RECONCILED	5/31/2022		200.00
40436	92259	ACCOUNTS_P AYABLE	5/20/2022	BRICKER & ECKLER LLP	10997	RECONCILED	5/27/2022		244.00
40438	92260	ACCOUNTS_P AYABLE	5/20/2022	DIRECT ENERGY BUSINESS	11543	RECONCILED	5/31/2022		7,734.32
40435	92261	ACCOUNTS_P AYABLE	5/20/2022	THOMAS BACHELDER	11912	OUTSTANDIN G			100.00
40454	92262	ACCOUNTS_P AYABLE	5/20/2022	UCP OF GREATER CLEVELAND	13006	RECONCILED	5/25/2022		6,713.00
40447	92263	ACCOUNTS_P AYABLE	5/20/2022	JILLIAN NOBLET	13012	RECONCILED	5/26/2022		258.00
40443	92264	ACCOUNTS_P AYABLE	5/20/2022	JAMES HAYES	13087	RECONCILED	5/31/2022		1,552.56
40439	92265	ACCOUNTS_P AYABLE	5/20/2022	EJ THERAPY INC	13137	RECONCILED	5/31/2022		56,833.30
40452	92266	ACCOUNTS_P AYABLE	5/20/2022	ARBITER SPORTS	13303	OUTSTANDIN G			175.00
40440	92267	ACCOUNTS_P AYABLE	5/20/2022	LEANNA GIESIGE	13407	OUTSTANDIN G			21.47
40449	92268	ACCOUNTS_P AYABLE	5/20/2022	SHOOK CONSTRUCTI ON CO	13525	RECONCILED	5/31/2022		2,921,686.75
40431	92269	ACCOUNTS_P AYABLE	5/20/2022	AMAZON CAPITAL SERVICES	13575	RECONCILED	5/31/2022		181.66
40451	92270	ACCOUNTS_P AYABLE	5/20/2022	STOODT'S FRESH MARKET	13591	RECONCILED	5/26/2022		222.60
40456	92271	ACCOUNTS_P AYABLE	5/20/2022	WILSON, LINDA K	13640	OUTSTANDIN G			100.00
40453	92272	ACCOUNTS_P AYABLE	5/20/2022	THE BLUEBERRY PATCH	13779	OUTSTANDIN G			2,800.00
40455	92273	ACCOUNTS_P AYABLE	5/20/2022	WESTSIDE BARBELL	13784	RECONCILED	5/26/2022		990.00
40460	92274	ACCOUNTS_P AYABLE	5/23/2022	GRADY ENTERPRISE S, INC.	9664	OUTSTANDIN G			1,102.41
40462	92275	ACCOUNTS_P AYABLE	5/23/2022	MICHELLE SMITH	8058	RECONCILED	5/25/2022		208.00

Start Date: 5/1/2022

End Date: 5/31/2022

LEXINGTON LOCAL SCHOOLS

Disbursement Summary Report

Reference Number	Check Number	Type	Date	Name	Vendor #	Status	Reconcile Date	Void Date	Amount
40461	92276	ACCOUNTS_P AYABLE	5/23/2022	RON SCHAUB	7064	RECONCILED	5/27/2022		\$ 280.00
40463	92277	ACCOUNTS_P AYABLE	5/26/2022	MICHELLE SMITH	8058	RECONCILED	5/31/2022		112.00
40465	92278	ACCOUNTS_P AYABLE	5/31/2022	ACHIEVE PSYCHOLOGI CAL & ACADEMIC SERVICES	13765	OUTSTANDIN G			5,400.00
40464	92279	ACCOUNTS_P AYABLE	5/31/2022	AWARDSMIT H	1370	OUTSTANDIN G			23.00
40475	92280	ACCOUNTS_P AYABLE	5/31/2022	C BRETT NEUENSCH WANDER	8662	OUTSTANDIN G			140.00
40466	92281	ACCOUNTS_P AYABLE	5/31/2022	CARDINAL RENTAL & SALES, LTD	8777	OUTSTANDIN G			883.50
40467	92282	ACCOUNTS_P AYABLE	5/31/2022	CenturyLink	700	OUTSTANDIN G			737.39
40470	92283	ACCOUNTS_P AYABLE	5/31/2022	CHRISTOPHE R GLENNON	13459	OUTSTANDIN G			140.00
40468	92284	ACCOUNTS_P AYABLE	5/31/2022	COLUMBUS STATE COMMUNITY	11867	OUTSTANDIN G			87.08
40469	92285	ACCOUNTS_P AYABLE	5/31/2022	GIONINO'S PIZZERIA	9153	OUTSTANDIN G			152.00
40478	92286	ACCOUNTS_P AYABLE	5/31/2022	KARIE WHITAKER	13200	OUTSTANDIN G			25.00
40472	92287	ACCOUNTS_P AYABLE	5/31/2022	LEXINGTON LOCAL SCHOOLS	3377	OUTSTANDIN G			311.16
40471	92288	ACCOUNTS_P AYABLE	5/31/2022	MARK HOOVER	12011	OUTSTANDIN G			167.82
40473	92289	ACCOUNTS_P AYABLE	5/31/2022	MARK'S HOMEMADE ICE CREAM LLC	13787	OUTSTANDIN G			56.00
40474	92290	ACCOUNTS_P AYABLE	5/31/2022	MINUTEMAN PRESS	10766	OUTSTANDIN G			1,047.03
40476	92291	ACCOUNTS_P AYABLE	5/31/2022	UPS STORE	8483	OUTSTANDIN G			59.16
40477	92292	ACCOUNTS_P AYABLE	5/31/2022	VERIZON WIRELESS	7415	OUTSTANDIN G			380.80
40481	92293	ACCOUNTS_P AYABLE	5/31/2022	AMAZON CAPITAL SERVICES	13575	OUTSTANDIN G			124.83
40484	92294	ACCOUNTS_P AYABLE	5/31/2022	BARNES & NOBLE	2768	OUTSTANDIN G			174.93
40483	92295	ACCOUNTS_P AYABLE	5/31/2022	CBIZ BENEFITS & INSURANCE	8780	OUTSTANDIN G			2,750.00
40480	92296	ACCOUNTS_P AYABLE	5/31/2022	COLUMBIA GAS	11662	OUTSTANDIN G			4,328.37
40485	92297	ACCOUNTS_P AYABLE	5/31/2022	GIONINO'S PIZZERIA	9153	OUTSTANDIN G			67.00
40479	92298	ACCOUNTS_P AYABLE	5/31/2022	STEALTH PARTNER GROUP	13604	OUTSTANDIN G			39,948.45
40482	92299	ACCOUNTS_P AYABLE	5/31/2022	VILLAGE OF LEXINGTON	704	OUTSTANDIN G			6,600.71
40487	92300	ACCOUNTS_P AYABLE	5/31/2022	LEXINGTON ATHLETIC DEPT.	3520	OUTSTANDIN G			1,610.00
40501	92301	ACCOUNTS_P AYABLE	5/31/2022	MID-OHIO ED. SERVICE CENTER	69	OUTSTANDIN G			52.40

Start Date: 5/1/2022

End Date: 5/31/2022

LEXINGTON LOCAL SCHOOLS

Disbursement Summary Report

Reference Number	Check Number	Type	Date	Name	Vendor #	Status	Reconcile Date	Void Date	Amount
40491	92302	ACCOUNTS_P AYABLE	5/31/2022	AWARDSMIT H	1370	OUTSTANDIN G			\$ 261.00
40500	92303	ACCOUNTS_P AYABLE	5/31/2022	M-F ATHLETIC	1741	OUTSTANDIN G			1,291.50
40507	92304	ACCOUNTS_P AYABLE	5/31/2022	CAPITAL ONE	3469	OUTSTANDIN G			913.86
40498	92305	ACCOUNTS_P AYABLE	5/31/2022	KROGER COMPANY	5498	OUTSTANDIN G			10.58
40503	92306	ACCOUNTS_P AYABLE	5/31/2022	SAM'S CLUB DIRECT	5566	OUTSTANDIN G			725.03
40502	92307	ACCOUNTS_P AYABLE	5/31/2022	MVD SPORTS	6482	OUTSTANDIN G			518.60
40505	92308	ACCOUNTS_P AYABLE	5/31/2022	SHRED-IT	7041	OUTSTANDIN G			2,247.16
40494	92309	ACCOUNTS_P AYABLE	5/31/2022	COLLEGE BOARD	7818	OUTSTANDIN G			2,956.00
40497	92310	ACCOUNTS_P AYABLE	5/31/2022	GIONINO'S PIZZERIA	9153	OUTSTANDIN G			77.00
40496	92311	ACCOUNTS_P AYABLE	5/31/2022	CHERYL FRAZIER	9616	OUTSTANDIN G			38.17
40490	92312	ACCOUNTS_P AYABLE	5/31/2022	AMERICAN EXPRESS	10314	OUTSTANDIN G			471.98
40493	92313	ACCOUNTS_P AYABLE	5/31/2022	PATRICIA A. BROWN	11493	OUTSTANDIN G			34.78
40495	92314	ACCOUNTS_P AYABLE	5/31/2022	KAYLA DURYEA	13100	OUTSTANDIN G			76.64
40492	92315	ACCOUNTS_P AYABLE	5/31/2022	AMANDA BADERTSCH ER	13224	OUTSTANDIN G			95.00
40506	92316	ACCOUNTS_P AYABLE	5/31/2022	THEN DESIGN ARCHITECTU RE LTD	13501	OUTSTANDIN G			40,744.02
40504	92317	ACCOUNTS_P AYABLE	5/31/2022	SHOOK CONSTRUCTI ON CO	13525	OUTSTANDIN G			212,046.32
40489	92318	ACCOUNTS_P AYABLE	5/31/2022	AMAZON CAPITAL SERVICES	13575	OUTSTANDIN G			278.54
40499	92319	ACCOUNTS_P AYABLE	5/31/2022	ASHLEY N MCLAUGHLI N	13599	OUTSTANDIN G			50.00
40338	691822	ACCOUNTS_P AYABLE	5/11/2022	MEMO- S.E.R.S.	900997	RECONCILED	5/11/2022		2,688.33
40337	691823	ACCOUNTS_P AYABLE	5/11/2022	MEMO- S.T.R.S.	900998	RECONCILED	5/11/2022		6,921.16
40387	691824	ACCOUNTS_P AYABLE	5/18/2022	GORDON FOOD SERVICE	900652	RECONCILED	5/18/2022		24,002.05
40427	691825	ACCOUNTS_P AYABLE	5/19/2022	MEMO- S.E.R.S.	900997	RECONCILED	5/19/2022		2,922.71
40426	691826	ACCOUNTS_P AYABLE	5/19/2022	MEMO- S.T.R.S.	900998	RECONCILED	5/19/2022		6,921.16
40429	691827	PAYROLL	5/16/2022	LEXINGTON LOCAL SCHOOLS		RECONCILED	5/20/2022		599,876.10
40428	691828	PAYROLL	5/3/2022	LEXINGTON LOCAL SCHOOLS		RECONCILED	5/3/2022		613,329.30
40430	691829	ACCOUNTS_P AYABLE	5/19/2022	LEXINGTON SCHOOLS - PAYROLL	900934	RECONCILED	5/19/2022		16,371.39
40459	691830	ACCOUNTS_P AYABLE	5/23/2022	MEMO-MID OHIO ESC	900069	RECONCILED	5/23/2022		24,095.06
40457	691831	ACCOUNTS_P AYABLE	5/23/2022	MEMO- S.E.R.S.	900997	RECONCILED	5/23/2022		47,826.00

Start Date: 5/1/2022

End Date: 5/31/2022

LEXINGTON LOCAL SCHOOLS Disbursement Summary Report

Reference Number	Check Number	Type	Date	Name	Vendor #	Status	Reconcile Date	Void Date	Amount
40458	691832	ACCOUNTS_P AYABLE	5/23/2022	MEMO- S.T.R.S.	900998	RECONCILED	5/23/2022		\$ 121,834.00
40486	691833	ACCOUNTS_P AYABLE	5/31/2022	LEXINGTON BOARD OF ED.	900994	RECONCILED	5/31/2022		71.79
40488	691834	ACCOUNTS_P AYABLE	5/31/2022	ANTHEM BENEFIT SERVICES	900902	RECONCILED	5/31/2022		370,773.43
Grand Total									\$ 5,453,618.22

Reporting Period: May 2022 (FY 2022)

Start Date: 5/01/2022

End Date: 5/31/2022

6/7/22 2:42 PM

LEXINGTON LOCAL SCHOOLS
Receipts Ledger Report

Receipt #	Line #	Date	Type	Description	Full Account Code	Amount
Fund: 001						
Receipt: 1211						
76967	1	5/6/2022	RC	Preschool tuition	001-1211-0000-000000-500	\$ 100.00
76992	1	5/12/2022	RC	Preschool tuition	001-1211-0000-000000-500	400.00
76998	1	5/16/2022	RC	Preschool tuition	001-1211-0000-000000-500	200.00
77008	1	5/18/2022	RC	Tuition	001-1211-0000-000000-000	1,360.82
77009	1	5/18/2022	RC	Tuition	001-1211-0000-000000-000	4,763.27
77034	1	5/24/2022	RC	Preschool tuition	001-1211-0000-000000-500	300.00
77038	1	5/24/2022	RC	Preschool tuition	001-1211-0000-000000-500	700.00
						\$ 7,824.09
Receipt: 1221						
77012	18	5/20/2022	RC	JV50 Tuition (SF-14)	001-1221-0000-000000-000	380.94
						\$ 380.94
Receipt: 1223						
77012	20	5/20/2022	RC	JV52 Tuition (SF-14)	001-1223-0000-000000-000	109.00
						\$ 109.00
Receipt: 1410						
77047	1	5/31/2022	RC	Richland Bank Interest	001-1410-0000-000000-000	4,813.51
						\$ 4,813.51
Receipt: 1740						
76953	1	5/2/2022	RC	Summer school fees	001-1740-0000-000000-100	1,260.00
76954	1	5/2/2022	RC	School fees	001-1740-0000-000000-100	241.85
76959	1	5/4/2022	RC	Eastern school fees	001-1740-0000-000000-300	120.00
76965	1	5/6/2022	RC	School fees	001-1740-0000-000000-200	84.00
76966	2	5/6/2022	RC	Western school fees	001-1740-0000-000000-500	96.00
76977	2	5/9/2022	RC	Central school fees	001-1740-0000-000000-400	149.00
76978	2	5/9/2022	RC	Central school fees	001-1740-0000-000000-400	24.00
76979	2	5/9/2022	RC	Central school fees	001-1740-0000-000000-400	48.00
76980	1	5/9/2022	RC	Summer PE	001-1740-0000-080999-100	400.00
76980	2	5/9/2022	RC	Summer School Fees	001-1740-0000-000000-100	1,890.00
76982	1	5/9/2022	RC	School fees	001-1740-0000-000000-100	374.00
76988	3	5/10/2022	RC	Eastern School Fees	001-1740-0000-000000-300	69.00
76989	1	5/11/2022	RC	School fees	001-1740-0000-000000-200	39.00
76990	1	5/11/2022	RC	School fees	001-1740-0000-000000-200	105.00
76993	2	5/12/2022	RC	Western school fees	001-1740-0000-000000-500	48.00
76995	2	5/13/2022	RC	Eastern School Fees	001-1740-0000-000000-300	120.00
76999	2	5/16/2022	RC	Western school fees	001-1740-0000-000000-500	240.00
77001	1	5/17/2022	RC	CCP Tuition pymt	001-1740-0000-000000-100	499.65
77001	2	5/17/2022	RC	School Fees	001-1740-0000-000000-100	1,588.40
77003	1	5/17/2022	RC	Summer PE	001-1740-0000-080999-100	200.00

Reporting Period: May 2022 (FY 2022)

6/7/22 2:42 PM

Start Date: 5/01/2022

End Date: 5/31/2022

LEXINGTON LOCAL SCHOOLS Receipts Ledger Report

Receipt #	Line #	Date	Type	Description	Full Account Code	Amount
77003	2	5/17/2022	RC	Summer School Fees	001-1740-0000-000000-100	\$ 3,360.00
77006	2	5/18/2022	RC	Eastern School Fees	001-1740-0000-000000-300	60.00
77015	1	5/20/2022	RC	School fees	001-1740-0000-000000-200	84.00
77017	1	5/23/2022	RC	CCP Tuition pymt	001-1740-0000-000000-100	500.00
77017	2	5/23/2022	RC	School Fees	001-1740-0000-000000-100	1,406.92
77019	1	5/23/2022	RC	Summer PE	001-1740-0000-080999-100	600.00
77019	2	5/23/2022	RC	Summer School Fees	001-1740-0000-000000-100	3,990.00
77020	1	5/23/2022	RC	Eastern school fees	001-1740-0000-000000-300	90.00
77035	2	5/24/2022	RC	Western school fees	001-1740-0000-000000-500	552.00
77036	2	5/24/2022	RC	Western school fees	001-1740-0000-000000-500	264.00
77028	1	5/25/2022	RC	CCP Tuition pymt	001-1740-0000-000000-100	1,250.00
77028	2	5/25/2022	RC	School Fees	001-1740-0000-000000-100	78.00
77029	2	5/26/2022	RC	Eastern School Fees	001-1740-0000-000000-300	60.00
77040	1	5/31/2022	RC	CCP Tuition pymt	001-1740-0000-000000-100	333.10
77040	2	5/31/2022	RC	School Fees	001-1740-0000-000000-100	120.00
77040	3	5/31/2022	RC	Summer School Fees	001-1740-0000-000000-100	420.00
77040	4	5/31/2022	RC	Summer PE	001-1740-0000-080999-100	100.00
77041	1	5/31/2022	RC	Summer school fees	001-1740-0000-000000-100	210.00
77046	1	5/31/2022	RC	HS Fees - Pay For It	001-1740-0000-000000-100	317.00
77046	2	5/31/2022	RC	Central Fees - Pay For It	001-1740-0000-000000-400	150.00
77046	3	5/31/2022	RC	Jr High Fees - Pay For It	001-1740-0000-000000-200	120.00
77046	4	5/31/2022	RC	Eastern Fees - Pay For It	001-1740-0000-000000-300	120.00
77046	5	5/31/2022	RC	Western Fees - Pay For It	001-1740-0000-000000-500	380.00
						\$ 22,160.92
Receipt:	1890					
76971	1	5/6/2022	RC	BWC Refund	001-1890-0000-000000-000	18,240.00
77007	4	5/18/2022	RC	Ashland University Stipend	001-1890-0000-000000-000	240.00
77007	6	5/18/2022	RC	Milliron Recycling	001-1890-0000-000000-000	512.50
77043	2	5/31/2022	RC	School Specialty AEPA Rebate	001-1890-0000-000000-000	80.11
77043	3	5/31/2022	RC	Jury Duty - Detlef	001-1890-0000-000000-000	80.00
77043	6	5/31/2022	RC	Maintenance Recycling	001-1890-0000-000000-000	1,755.93
77049	1	5/31/2022	RC	Petty Cash Misc Income	001-1890-0000-000000-000	54.59
						\$ 20,963.13
Receipt:	3110					
76962	1	5/6/2022	RC	Base Cost	001-3110-0000-000000-000	246,226.55
76962	3	5/6/2022	RC	Targeted Assistance	001-3110-0000-000000-000	17,136.10
76962	4	5/6/2022	RC	Special Education Funding	001-3110-0000-000000-000	18,373.92
76962	8	5/6/2022	RC	Supplement Targeted Assistance	001-3110-0000-000000-000	0.00
76962	9	5/6/2022	RC	Temporary Transitional Aid Guarantee	001-3110-0000-000000-000	0.00
76962	11	5/6/2022	RC	Transportation	001-3110-0000-000000-000	21,035.93

Reporting Period: May 2022 (FY 2022)

6/7/22 2:42 PM

Start Date: 5/01/2022

End Date: 5/31/2022

LEXINGTON LOCAL SCHOOLS Receipts Ledger Report

Receipt #	Line #	Date	Type	Description	Full Account Code	Amount
76962	12	5/6/2022	RC	Formula Transition Supplement	001-3110-0000-000000-000	\$ (1,520.70)
76962	13	5/6/2022	RC	Preschool Special Educ Funding	001-3110-0000-000000-000	5,985.06
76962	14	5/6/2022	RC	Special Educ Transportation	001-3110-0000-000000-000	3,777.00
76962	23	5/6/2022	RC	JV02 FY2021 Final #2	001-3110-0000-000000-000	(1,570.41)
77012	1	5/20/2022	RC	Base Cost	001-3110-0000-000000-000	246,220.12
77012	3	5/20/2022	RC	Targeted Assistance	001-3110-0000-000000-000	18,701.03
77012	4	5/20/2022	RC	Special Education Funding	001-3110-0000-000000-000	18,413.55
77012	8	5/20/2022	RC	Supplement Targeted Assistance	001-3110-0000-000000-000	0.00
77012	9	5/20/2022	RC	Temporary Transitional Aid Guarantee	001-3110-0000-000000-000	0.00
77012	11	5/20/2022	RC	Transportation	001-3110-0000-000000-000	21,032.76
77012	12	5/20/2022	RC	Formula Transition Supplement	001-3110-0000-000000-000	(2,545.26)
77012	13	5/20/2022	RC	Preschool Special Educ Funding	001-3110-0000-000000-000	6,738.76
77012	14	5/20/2022	RC	Special Educ Transportation	001-3110-0000-000000-000	3,776.23
77012	23	5/20/2022	RC	JV02 FY2021 Final #2	001-3110-0000-000000-000	(1,570.42)
						\$ 620,210.22
Receipt:	3131					
77013	1	5/24/2022	RC	RB for Real Estate - Richland	001-3131-0000-000000-000	336,103.33
77013	2	5/24/2022	RC	RB for Emergency Levy - Richla	001-3131-0000-000000-000	216,549.10
77013	9	5/24/2022	RC	2 1/2 HMRB Real Est-Richland	001-3131-0000-000000-000	67,338.56
77013	10	5/24/2022	RC	2 1/2 HMRB Emerg Levy-Richland	001-3131-0000-000000-000	43,384.56
						\$ 663,375.55
Receipt:	3132					
77013	4	5/24/2022	RC	Homestead Real Est - Richland	001-3132-0000-000000-000	100,486.63
77013	5	5/24/2022	RC	Homestead Emerg Levy-Richland	001-3132-0000-000000-000	64,742.86
						\$ 165,229.49
Receipt:	3211					
76962	5	5/6/2022	RC	Economic Disadvantaged Funding	001-3211-0000-000000-000	(16,400.03)
77012	5	5/20/2022	RC	Economic Disadvantaged Funding	001-3211-0000-000000-000	(16,400.02)
						\$ (32,800.05)
Receipt:	3215					
76962	10	5/6/2022	RC	Career Tech Education Funding	001-3215-0000-000000-000	(3,426.51)
77012	10	5/20/2022	RC	Career Tech Education Funding	001-3215-0000-000000-000	(3,426.51)
						\$ (6,853.02)
Receipt:	3216					
76962	7	5/6/2022	RC	Gifted Education Funding	001-3216-0000-000000-000	4,402.53
77012	7	5/20/2022	RC	Gifted Education Funding	001-3216-0000-000000-000	4,402.42
						\$ 8,804.95
Receipt:	3217					
76962	6	5/6/2022	RC	English Learners Funding	001-3217-0000-000000-000	(1,630.28)
77012	6	5/20/2022	RC	English Learners Funding	001-3217-0000-000000-000	(1,630.28)

Reporting Period: May 2022 (FY 2022)

6/7/22 2:42 PM

Start Date: 5/01/2022

End Date: 5/31/2022

LEXINGTON LOCAL SCHOOLS Receipts Ledger Report

Receipt #	Line #	Date	Type	Description	Full Account Code	Amount	
						\$ (3,260.56)	
Receipt:	3218						
76962	2	5/6/2022	RC	Base Cost - Student Wellness and Success	001-3218-0000-000000-000	\$ 12,631.55	
77012	2	5/20/2022	RC	Base Cost - Student Wellness and Success	001-3218-0000-000000-000	12,631.22	
						\$ 25,262.77	
Receipt:	3300						
77045	1	5/26/2022	RC	MEDICAID Recd -5/26	001-3300-0000-000000-000	676.13	
						\$ 676.13	
Receipt:	5300						
77007	7	5/18/2022	RC	Applied Industrial Technologies Refund	001-5300-0000-000000-000	40.56	
						\$ 40.56	
Fund:	002						
Receipt:	3132						
77013	6	5/24/2022	RC	Homestead for Bond Ret- Richla	002-3132-0000-000000-000	40,652.48	
						\$ 40,652.48	
Fund:	003						
Receipt:	3131						
77013	3	5/24/2022	RC	RB for PI Levy - Richland	003-3131-0000-000000-000	26,811.63	
77013	11	5/24/2022	RC	2 1/2 HMRB PI Levy-Richland	003-3131-0000-000000-000	5,372.42	
						\$ 32,184.05	
Receipt:	3132						
77013	7	5/24/2022	RC	Homestead for PI Levy-Richland	003-3132-0000-000000-000	8,016.02	
						\$ 8,016.02	
Fund:	004						
Receipt:	1410						
77047	6	5/31/2022	RC	LFI Fund	004-1410-0000-000000-000	652.70	
						\$ 652.70	
Fund:	006						
Receipt:	1410						
77047	4	5/31/2022	RC	Richland Bank Interest	006-1410-0000-000000-000	99.82	
						\$ 99.82	
Receipt:	1511						
76991	26	5/6/2022	RC	HS Breakfast	006-1511-0000-000000-100	31.25	
76991	27	5/6/2022	RC	Jr. Hi Breakfast	006-1511-0000-000000-200	5.00	
76991	28	5/6/2022	RC	Eastern Breakfast	006-1511-0000-000000-300	0.00	
76991	29	5/6/2022	RC	Central Breakfast	006-1511-0000-000000-400	0.00	

Reporting Period: May 2022 (FY 2022)

6/7/22 2:42 PM

Start Date: 5/01/2022

End Date: 5/31/2022

LEXINGTON LOCAL SCHOOLS Receipts Ledger Report

Receipt #	Line #	Date	Type	Description	Full Account Code	Amount	
76991	30	5/6/2022	RC	Western Breakfast	006-1511-0000-000000-500	\$ 0.75	
76996	26	5/13/2022	RC	HS Breakfast	006-1511-0000-000000-100	29.50	
76996	27	5/13/2022	RC	Jr. Hi Breakfast	006-1511-0000-000000-200	1.75	
76996	28	5/13/2022	RC	Eastern Breakfast	006-1511-0000-000000-300	0.00	
76996	29	5/13/2022	RC	Central Breakfast	006-1511-0000-000000-400	0.00	
76996	30	5/13/2022	RC	Western Breakfast	006-1511-0000-000000-500	0.00	
77014	26	5/19/2022	RC	HS Breakfast	006-1511-0000-000000-100	11.50	
77014	27	5/19/2022	RC	Jr. Hi Breakfast	006-1511-0000-000000-200	5.00	
77014	28	5/19/2022	RC	Eastern Breakfast	006-1511-0000-000000-300	0.00	
77014	29	5/19/2022	RC	Central Breakfast	006-1511-0000-000000-400	0.00	
77014	30	5/19/2022	RC	Western Breakfast	006-1511-0000-000000-500	0.00	
						\$ 84.75	
Receipt:	1512						
76991	1	5/6/2022	RC	HS Stu. Type A	006-1512-0000-000000-100	0.00	
76991	5	5/6/2022	RC	HS ROA Stu. Type A	006-1512-0000-000000-100	(536.75)	
76991	6	5/6/2022	RC	Jr Hi Stu. Type A	006-1512-0000-000000-200	0.00	
76991	10	5/6/2022	RC	Jr. Hi ROA Stu Type A	006-1512-0000-000000-200	(173.55)	
76991	11	5/6/2022	RC	Eastern Stu. Type A	006-1512-0000-000000-300	0.00	
76991	15	5/6/2022	RC	Eastern ROA Stu. Type A	006-1512-0000-000000-300	(127.53)	
76991	16	5/6/2022	RC	Central Stu. Type A	006-1512-0000-000000-400	0.00	
76991	20	5/6/2022	RC	Central ROA Stu. Type A	006-1512-0000-000000-400	39.54	
76991	21	5/6/2022	RC	Western Stu. Type A	006-1512-0000-000000-500	0.00	
76991	25	5/6/2022	RC	Western ROA Stu. Type A	006-1512-0000-000000-500	(25.75)	
76996	1	5/13/2022	RC	HS Stu. Type A	006-1512-0000-000000-100	0.00	
76996	5	5/13/2022	RC	HS ROA Stu. Type A	006-1512-0000-000000-100	(457.25)	
76996	6	5/13/2022	RC	Jr Hi Stu. Type A	006-1512-0000-000000-200	0.00	
76996	10	5/13/2022	RC	Jr. Hi ROA Stu Type A	006-1512-0000-000000-200	(191.56)	
76996	11	5/13/2022	RC	Eastern Stu. Type A	006-1512-0000-000000-300	0.00	
76996	15	5/13/2022	RC	Eastern ROA Stu. Type A	006-1512-0000-000000-300	(115.60)	
76996	16	5/13/2022	RC	Central Stu. Type A	006-1512-0000-000000-400	0.00	
76996	20	5/13/2022	RC	Central ROA Stu. Type A	006-1512-0000-000000-400	(55.45)	
76996	21	5/13/2022	RC	Western Stu. Type A	006-1512-0000-000000-500	0.00	
76996	25	5/13/2022	RC	Western ROA Stu. Type A	006-1512-0000-000000-500	(5.60)	
77014	1	5/19/2022	RC	HS Stu. Type A	006-1512-0000-000000-100	0.00	
77014	5	5/19/2022	RC	HS ROA Stu. Type A	006-1512-0000-000000-100	(481.60)	
77014	6	5/19/2022	RC	Jr Hi Stu. Type A	006-1512-0000-000000-200	0.00	
77014	10	5/19/2022	RC	Jr. Hi ROA Stu Type A	006-1512-0000-000000-200	(156.27)	
77014	11	5/19/2022	RC	Eastern Stu. Type A	006-1512-0000-000000-300	0.00	
77014	15	5/19/2022	RC	Eastern ROA Stu. Type A	006-1512-0000-000000-300	(73.90)	
77014	16	5/19/2022	RC	Central Stu. Type A	006-1512-0000-000000-400	0.00	

Reporting Period: May 2022 (FY 2022)

6/7/22 2:42 PM

Start Date: 5/01/2022

End Date: 5/31/2022

LEXINGTON LOCAL SCHOOLS
Receipts Ledger Report

Receipt #	Line #	Date	Type	Description	Full Account Code	Amount
77014	20	5/19/2022	RC	Central ROA Stu. Type A	006-1512-0000-000000-400	\$ (56.50)
77014	21	5/19/2022	RC	Western Stu. Type A	006-1512-0000-000000-500	0.00
77014	25	5/19/2022	RC	Western ROA Stu. Type A	006-1512-0000-000000-500	(14.75)
77046	6	5/31/2022	RC	HS Lunch - Pay For It	006-1512-0000-000000-100	902.55
77046	7	5/31/2022	RC	Jr High Lunch - Pay For It	006-1512-0000-000000-200	238.00
77046	8	5/31/2022	RC	Eastern Lunch - Pay For It	006-1512-0000-000000-300	71.25
77046	9	5/31/2022	RC	Central Lunch - Pay For It	006-1512-0000-000000-400	53.00
77046	10	5/31/2022	RC	Western Lunch - Pay For It	006-1512-0000-000000-500	23.25
						\$ (1,144.47)
Receipt:	1513					
76991	3	5/6/2022	RC	HS Stu. ALa Carte	006-1513-0000-000000-100	627.80
76991	8	5/6/2022	RC	Jr. Hi Stu. Ala Carte	006-1513-0000-000000-200	253.60
76991	13	5/6/2022	RC	Eastern Stu. Ala Carte	006-1513-0000-000000-300	157.40
76991	18	5/6/2022	RC	Central Stu. Ala Carte	006-1513-0000-000000-400	86.50
76991	23	5/6/2022	RC	Western Stu. Ala Carte	006-1513-0000-000000-500	31.50
76996	3	5/13/2022	RC	HS Stu. ALa Carte	006-1513-0000-000000-100	672.45
76996	8	5/13/2022	RC	Jr. Hi Stu. Ala Carte	006-1513-0000-000000-200	229.40
76996	13	5/13/2022	RC	Eastern Stu. Ala Carte	006-1513-0000-000000-300	114.10
76996	18	5/13/2022	RC	Central Stu. Ala Carte	006-1513-0000-000000-400	85.00
76996	23	5/13/2022	RC	Western Stu. Ala Carte	006-1513-0000-000000-500	5.00
77014	3	5/19/2022	RC	HS Stu. ALa Carte	006-1513-0000-000000-100	559.85
77014	8	5/19/2022	RC	Jr. Hi Stu. Ala Carte	006-1513-0000-000000-200	199.40
77014	13	5/19/2022	RC	Eastern Stu. Ala Carte	006-1513-0000-000000-300	67.75
77014	18	5/19/2022	RC	Central Stu. Ala Carte	006-1513-0000-000000-400	58.25
77014	23	5/19/2022	RC	Western Stu. Ala Carte	006-1513-0000-000000-500	15.75
						\$ 3,163.75
Receipt:	1514					
76991	2	5/6/2022	RC	HS Stu. Milk	006-1514-0000-000000-100	3.00
76991	7	5/6/2022	RC	Jr. Hi. Stu Milk	006-1514-0000-000000-200	5.00
76991	12	5/6/2022	RC	Eastern Stu. Milk	006-1514-0000-000000-300	1.00
76991	17	5/6/2022	RC	Central Stu. Milk	006-1514-0000-000000-400	0.00
76991	22	5/6/2022	RC	Western Stu. Milk	006-1514-0000-000000-500	1.00
76996	2	5/13/2022	RC	HS Stu. Milk	006-1514-0000-000000-100	4.00
76996	7	5/13/2022	RC	Jr. Hi. Stu Milk	006-1514-0000-000000-200	6.00
76996	12	5/13/2022	RC	Eastern Stu. Milk	006-1514-0000-000000-300	2.00
76996	17	5/13/2022	RC	Central Stu. Milk	006-1514-0000-000000-400	0.00
76996	22	5/13/2022	RC	Western Stu. Milk	006-1514-0000-000000-500	0.50
77014	2	5/19/2022	RC	HS Stu. Milk	006-1514-0000-000000-100	5.50
77014	7	5/19/2022	RC	Jr. Hi. Stu Milk	006-1514-0000-000000-200	10.50
77014	12	5/19/2022	RC	Eastern Stu. Milk	006-1514-0000-000000-300	0.50

Reporting Period: May 2022 (FY 2022)

6/7/22 2:42 PM

Start Date: 5/01/2022

End Date: 5/31/2022

LEXINGTON LOCAL SCHOOLS
Receipts Ledger Report

Receipt #	Line #	Date	Type	Description	Full Account Code	Amount
77014	17	5/19/2022	RC	Central Stu. Milk	006-1514-0000-000000-400	\$ 0.00
77014	22	5/19/2022	RC	Western Stu. Milk	006-1514-0000-000000-500	2.50
						\$ 41.50
Receipt:	1523					
76991	4	5/6/2022	RC	HS Adult Ala Carte	006-1523-0000-000000-100	98.90
76991	9	5/6/2022	RC	Jr. Hi Adult Ala Carte	006-1523-0000-000000-200	17.00
76991	14	5/6/2022	RC	Eastern Adult Ala Carte	006-1523-0000-000000-300	26.50
76991	19	5/6/2022	RC	Central Adult Ala Carte	006-1523-0000-000000-400	10.75
76991	24	5/6/2022	RC	Western Adult Ala Carte	006-1523-0000-000000-500	5.50
76996	4	5/13/2022	RC	HS Adult Ala Carte	006-1523-0000-000000-100	104.00
76996	9	5/13/2022	RC	Jr. Hi Adult Ala Carte	006-1523-0000-000000-200	30.00
76996	14	5/13/2022	RC	Eastern Adult Ala Carte	006-1523-0000-000000-300	32.00
76996	19	5/13/2022	RC	Central Adult Ala Carte	006-1523-0000-000000-400	13.75
76996	24	5/13/2022	RC	Western Adult Ala Carte	006-1523-0000-000000-500	2.75
77014	4	5/19/2022	RC	HS Adult Ala Carte	006-1523-0000-000000-100	83.00
77014	9	5/19/2022	RC	Jr. Hi Adult Ala Carte	006-1523-0000-000000-200	25.75
77014	14	5/19/2022	RC	Eastern Adult Ala Carte	006-1523-0000-000000-300	18.75
77014	19	5/19/2022	RC	Central Adult Ala Carte	006-1523-0000-000000-400	13.00
77014	24	5/19/2022	RC	Western Adult Ala Carte	006-1523-0000-000000-500	0.50
						\$ 482.15
Receipt:	3200					
76956	1	5/3/2022	RC	State Lunch FY2022 -Central	006-3200-0000-000000-400	2,486.82
76956	2	5/3/2022	RC	State Lunch FY2022 - Eastern	006-3200-0000-000000-300	2,758.88
76956	3	5/3/2022	RC	State Lunch FY2022 - HS	006-3200-0000-000000-100	3,590.18
76956	4	5/3/2022	RC	State Lunch FY2022 - JH	006-3200-0000-000000-200	2,178.97
76956	5	5/3/2022	RC	State Lunch FY2022 - Western	006-3200-0000-000000-500	2,028.62
						\$ 13,043.47
Receipt:	4120					
76973	1	5/10/2022	RC	Federal Supply Chain Assistance (SCA) Funds - COVID High	006-4120-0000-000000-100	8,731.26
76973	2	5/10/2022	RC	Federal Supply Chain Assistance (SCA) Funds - COVID Jr High	006-4120-0000-000000-200	8,731.25
76973	3	5/10/2022	RC	Federal Supply Chain Assistance (SCA) Funds - COVID Central	006-4120-0000-000000-400	8,731.25
76973	4	5/10/2022	RC	Federal Supply Chain Assistance (SCA) Funds - COVID East	006-4120-0000-000000-300	8,731.25
76973	5	5/10/2022	RC	Federal Supply Chain Assistance (SCA) Funds - COVID Western	006-4120-0000-000000-500	8,731.25
77030	1	5/19/2022	RC	Federal Reimb Lunch High	006-4120-0000-000000-100	31,773.24
77030	2	5/19/2022	RC	Federal Reimb Lunch Jr High	006-4120-0000-000000-200	20,134.31
77030	3	5/19/2022	RC	Federal Reimb Lunch Central	006-4120-0000-000000-400	19,162.50

Reporting Period: May 2022 (FY 2022)

6/7/22 2:42 PM

Start Date: 5/01/2022

End Date: 5/31/2022

LEXINGTON LOCAL SCHOOLS Receipts Ledger Report

Receipt #	Line #	Date	Type	Description	Full Account Code	Amount
77030	4	5/19/2022	RC	Federal Reimb Lunch East	006-4120-0000-000000-300	\$ 2,862.69
77030	5	5/19/2022	RC	Federal Reimb Lunch Western	006-4120-0000-000000-500	14,239.56
77030	6	5/19/2022	RC	Fed Reimb Breakfast - High	006-4120-0000-000000-100	2,701.39
77030	7	5/19/2022	RC	Federal Reimb Breakfast - Jr H	006-4120-0000-000000-200	1,260.82
77030	8	5/19/2022	RC	Federal Reimb Break - Central	006-4120-0000-000000-400	3,086.93
77030	9	5/19/2022	RC	Federal Reimb Break - East	006-4120-0000-000000-300	3,495.91
77030	10	5/19/2022	RC	Federal Reimb Break - Western	006-4120-0000-000000-500	4,871.35
77031	1	5/24/2022	RC	Federal Reimb Lunch High	006-4120-0000-000000-100	34,820.98
77031	2	5/24/2022	RC	Federal Reimb Lunch Jr High	006-4120-0000-000000-200	21,539.56
77031	3	5/24/2022	RC	Federal Reimb Lunch Central	006-4120-0000-000000-400	20,234.69
77031	4	5/24/2022	RC	Federal Reimb Lunch East	006-4120-0000-000000-300	24,254.25
77031	5	5/24/2022	RC	Federal Reimb Lunch Western	006-4120-0000-000000-500	15,060.81
77031	6	5/24/2022	RC	Fed Reimb Breakfast - High	006-4120-0000-000000-100	2,727.44
77031	7	5/24/2022	RC	Federal Reimb Breakfast - Jr H	006-4120-0000-000000-200	1,747.96
77031	8	5/24/2022	RC	Federal Reimb Break - Central	006-4120-0000-000000-400	3,264.07
77031	9	5/24/2022	RC	Federal Reimb Break - East	006-4120-0000-000000-300	3,576.67
77031	10	5/24/2022	RC	Federal Reimb Break - Western	006-4120-0000-000000-500	5,030.26
						\$ 299,501.65
						\$ 315,272.62
Fund:	007					
Receipt:	1410					
77047	5	5/31/2022	RC	Richland Bank Int - Minutemen	007-1410-9100-000000-000	45.88
						\$ 45.88
Receipt:	1820					
76971	3	5/6/2022	RC	Martin L. Hall Trust Donation	007-1820-9100-000000-000	3,466.64
						\$ 3,466.64
						\$ 3,512.52
Fund:	010					
Receipt:	1410					
77047	7	5/31/2022	RC	Classroom Facilities Fund	010-1410-0000-000000-000	1,727.37
						\$ 1,727.37
						\$ 1,727.37
Fund:	018					
Receipt:	1630					
76977	1	5/9/2022	RC	Central fees princ acct	018-1630-9400-000000-000	36.00
76978	1	5/9/2022	RC	Central fees princ acct	018-1630-9400-000000-000	6.00
76979	1	5/9/2022	RC	Central fees princ acct	018-1630-9400-000000-000	12.00
76966	1	5/6/2022	RC	Western fees princ acct	018-1630-9500-000000-000	24.00
76969	1	5/6/2022	RC	1st gr fieldtrip	018-1630-9500-000000-000	246.00
76993	1	5/12/2022	RC	Western fees princ acct	018-1630-9500-000000-000	12.00

Reporting Period: May 2022 (FY 2022)

6/7/22 2:42 PM

Start Date: 5/01/2022

End Date: 5/31/2022

LEXINGTON LOCAL SCHOOLS Receipts Ledger Report

Receipt #	Line #	Date	Type	Description	Full Account Code	Amount
76994	1	5/12/2022	RC	1st gr fieldtrip	018-1630-9500-000000-000	\$ 6.00
76999	1	5/16/2022	RC	Western fees princ acct	018-1630-9500-000000-000	60.00
77035	1	5/24/2022	RC	Western fees princ acct	018-1630-9500-000000-000	138.00
77036	1	5/24/2022	RC	Western fees princ acct	018-1630-9500-000000-000	66.00
						\$ 606.00
Receipt:	1690					
76951	1	5/2/2022	RC	AP Exams	018-1690-9100-000000-000	1,328.00
76952	1	5/2/2022	RC	MD Coffee service	018-1690-9100-000000-000	87.15
76985	1	5/9/2022	RC	AP Exams	018-1690-9100-000000-000	232.00
77002	1	5/17/2022	RC	AP Exams	018-1690-9100-000000-000	96.00
77044	1	5/31/2022	RC	Ukraine Fundraiser	018-1690-9200-000000-000	1,710.00
76959	2	5/4/2022	RC	Eastern 6th Grade Bowling	018-1690-9300-000000-000	246.00
76959	3	5/4/2022	RC	Teacher Art Project	018-1690-9300-000000-000	60.00
76988	1	5/10/2022	RC	6th gr bowling	018-1690-9300-000000-000	182.00
76995	1	5/13/2022	RC	6th gr bowling	018-1690-9300-000000-000	272.00
77006	1	5/18/2022	RC	6th gr bowling	018-1690-9300-000000-000	186.00
76960	1	5/4/2022	RC	Book fair	018-1690-9301-000000-300	2,732.98
76961	1	5/5/2022	RC	Book fair	018-1690-9301-000000-300	1,479.99
76963	1	5/6/2022	RC	Book fair	018-1690-9301-000000-300	1,203.26
76964	1	5/6/2022	RC	Book fair	018-1690-9301-000000-300	234.00
						\$ 10,049.38
Receipt:	1820					
76988	2	5/10/2022	RC	Kona Ice	018-1820-9300-000000-000	125.00
77029	3	5/26/2022	RC	Kona Ice	018-1820-9300-000000-000	285.00
						\$ 410.00
Receipt:	1890					
76976	1	5/9/2022	RC	Box Tops	018-1890-9401-000000-000	5.90
77032	1	5/20/2022	RC	Book fair	018-1890-9401-000000-000	3,905.34
77033	1	5/20/2022	RC	Book fair Donation	018-1890-9401-000000-000	54.50
76968	1	5/6/2022	RC	BoxTops Revenue	018-1890-9501-000000-000	2.70
76997	1	5/16/2022	RC	Lost/Damaged Library books	018-1890-9501-000000-000	22.00
77037	1	5/24/2022	RC	Lost Library books	018-1890-9501-000000-000	28.00
						\$ 4,018.44
						\$ 15,083.82
Fund:	019					
Receipt:	1890					
77007	3	5/18/2022	RC	PTO Recycling-Central	019-1890-9121-000000-000	14.83
77007	1	5/18/2022	RC	PTO Recycling-Eastern	019-1890-9122-000000-000	14.82
77007	2	5/18/2022	RC	PTO Recycling-Western	019-1890-9123-000000-000	14.82
						\$ 44.47

Reporting Period: May 2022 (FY 2022)

6/7/22 2:42 PM

Start Date: 5/01/2022

End Date: 5/31/2022

LEXINGTON LOCAL SCHOOLS Receipts Ledger Report

Receipt #	Line #	Date	Type	Description	Full Account Code	Amount
						\$ 44.47
Fund:	024					
Receipt:	1410					
77047	2	5/31/2022	RC	Richland Bank Int. 024	024-1410-0000-000000-000	\$ 88.91
						\$ 88.91
Receipt:	1872					
76970	1	5/6/2022	RC	Kist May Ins Premium	024-1872-0000-000000-000	361.41
76970	2	5/6/2022	RC	Kist May Vision Ins	024-1872-0000-000000-000	(16.66)
77010	1	5/23/2022	RC	Board's Premiums May	024-1872-0000-000000-000	370,773.43
77011	1	5/23/2022	RC	Employees' Premiums May	024-1872-0000-000000-000	68,316.22
						\$ 439,434.40
						\$ 439,523.31
Fund:	034					
Receipt:	3132					
77013	8	5/24/2022	RC	Homestead for PI (.5 Mill)-Ric	034-3132-0000-000000-000	2,151.22
						\$ 2,151.22
						\$ 2,151.22
Fund:	200					
Receipt:	1620					
76972	1	5/9/2022	RC	Student Council - Powder Puff Game Paint to Athletics	200-1620-9114-000000-000	(200.00)
76974	1	5/9/2022	RC	Powder Puff Gate Sales	200-1620-9114-000000-000	960.25
76981	1	5/9/2022	RC	Powder Puff T-shirt sales	200-1620-9114-000000-000	50.00
76983	1	5/9/2022	RC	Prom ticket sales	200-1620-9114-000000-000	290.00
76986	1	5/9/2022	RC	Prom ticket sales	200-1620-9114-000000-000	200.00
77000	1	5/17/2022	RC	Prom ticket sales	200-1620-9114-000000-000	20.00
76955	1	5/2/2022	RC	Yearbook sales	200-1620-9119-000000-000	20.00
76987	1	5/9/2022	RC	Yearbook sales	200-1620-9119-000000-000	110.00
77016	2	5/23/2022	RC	Yearbook Sales	200-1620-9119-000000-000	135.00
77029	1	5/26/2022	RC	Student Council Popsicle Sale	200-1620-9301-000000-000	269.46
						\$ 1,854.71
Receipt:	1630					
77018	1	5/23/2022	RC	Key Club Dues	200-1630-9115-000000-000	60.00
						\$ 60.00
Receipt:	1690					
76984	1	5/9/2022	RC	Student Council - Prom Committee Donation	200-1690-9114-000000-000	105.00
77016	1	5/23/2022	RC	Yearbook ad sales	200-1690-9119-000000-000	250.00
77043	4	5/31/2022	RC	JH Informed Teens Recycling	200-1690-9612-000000-000	11.34
						\$ 366.34
						\$ 2,281.05

Reporting Period: May 2022 (FY 2022)

Start Date: 5/01/2022

End Date: 5/31/2022

6/7/22 2:42 PM

LEXINGTON LOCAL SCHOOLS
Receipts Ledger Report

Receipt #	Line #	Date	Type	Description	Full Account Code	Amount
Fund: 300						
Receipt: 1690						
76972	2	5/9/2022	RC	Athletics - Powder Puff Game Paint	300-1690-9600-000000-000	\$ 200.00
77039	1	5/31/2022	RC	Regional Track T-Shirt sales	300-1690-9600-000000-000	3,630.00
77043	1	5/31/2022	RC	Ohio Health	300-1690-9601-000000-000	12,500.00
						\$ 16,330.00
Receipt: 1890						
76958	1	5/4/2022	RC	Track invite entry fee	300-1890-9600-000000-712	250.00
76958	2	5/4/2022	RC	Girls Tennis invite entry fee	300-1890-9600-000000-705	200.00
						\$ 450.00
						\$ 16,780.00
Fund: 507						
Receipt: 4220						
77027	1	5/25/2022	RC	ARP ESSER Revenue	507-4220-9022-000000-000	25,297.22
77022	1	5/25/2022	RC	ESSER II Revenue	507-4220-9921-000000-000	184.50
						\$ 25,481.72
						\$ 25,481.72
Fund: 516						
Receipt: 4220						
77023	1	5/25/2022	RC	IDEA-B Revenue	516-4220-9022-000000-000	40,573.07
77026	1	5/25/2022	RC	ARP IDEA Revenue	516-4220-9922-000000-000	15,211.25
						\$ 55,784.32
						\$ 55,784.32
Fund: 572						
Receipt: 4220						
77025	1	5/25/2022	RC	Title I Revenue	572-4220-9022-000000-000	10,731.84
						\$ 10,731.84
						\$ 10,731.84
Fund: 584						
Receipt: 4220						
77024	1	5/25/2022	RC	Title IV Revenue	584-4220-9022-000000-000	3,600.00
						\$ 3,600.00
						\$ 3,600.00
Fund: 587						
Receipt: 4220						
77021	1	5/24/2022	RC	ECSE Revenue	587-4220-9022-000000-000	206.10
						\$ 206.10
						\$ 206.10
Grand Total						\$ 2,470,623.24

Reporting Period: May 2022 (FY 2022)
 As Of Period: 05/31/2022

6/7/22 2:43 PM

LEXINGTON LOCAL SCHOOLS
Revenue Account Summary

Fund-SCC	Description	FYTDReceivable	FYTD Received	MTD Received	YTD Received
SCC:	0000				
001-0000	GENERAL FUND	\$ 25,435,041.84	\$ 23,229,880.84	\$ 1,496,937.63	\$ 12,530,499.67
		\$ 25,435,041.84	\$ 23,229,880.84	\$ 1,496,937.63	\$ 12,530,499.67
SCC:	9412				
001-9412	GENERAL BUDGET RESERVE SET- ASIDE-1%/BWC	0.00	0.00	0.00	0.00
		\$ 0.00	\$ 0.00	\$ 0.00	\$ 0.00
SCC:	0000				
002-0000	BOND RETIREMENT FUND	3,324,825.31	3,434,171.28	40,652.48	1,958,804.49
003-0000	PERMANENT IMPROVEMENT FUND	736,856.09	764,319.86	40,200.07	440,802.62
004-0000	LFI BUILDING FUND	3,306,596.47	3,217,579.30	652.70	1,821.86
006-0000	FOOD SERVICE FUND	718,413.21	1,087,577.36	315,128.57	638,168.11
		\$ 8,086,691.08	\$ 8,503,647.80	\$ 396,633.82	\$ 3,039,597.08
SCC:	9100				
007-9100	LEXINGTON MINUTEMEN ACADEMIC SCHOLARSHIP FUND	15,439.69	16,090.35	3,512.52	9,754.79
		\$ 15,439.69	\$ 16,090.35	\$ 3,512.52	\$ 9,754.79
SCC:	9800				
007-9800	TERRY McCAMMON SCHOLARSHIP FUND	8,637.77	0.00	0.00	0.00
		\$ 8,637.77	\$ 0.00	\$ 0.00	\$ 0.00
SCC:	0000				
010-0000	CLASSROOM FACILITIES CONSTRUCTION FUND	407,794.24	28,420.52	1,727.37	5,952.38
		\$ 407,794.24	\$ 28,420.52	\$ 1,727.37	\$ 5,952.38
SCC:	9100				
018-9100	HIGH SCHOOL PRINCIPAL'S FUND	5,160.88	5,321.93	1,743.15	3,766.88
		\$ 5,160.88	\$ 5,321.93	\$ 1,743.15	\$ 3,766.88
SCC:	9101				
018-9101	HIGH SCHOOL FLOWER FUND	215.00	393.00	0.00	0.00
		\$ 215.00	\$ 393.00	\$ 0.00	\$ 0.00
SCC:	9200				
018-9200	JUNIOR HIGH PRINCIPAL'S FUND	5.00	2,501.19	1,710.00	1,710.00
		\$ 5.00	\$ 2,501.19	\$ 1,710.00	\$ 1,710.00
SCC:	9300				
018-9300	EASTERN PRINCIPAL'S FUND	2,087.56	3,148.68	1,356.00	1,972.00
		\$ 2,087.56	\$ 3,148.68	\$ 1,356.00	\$ 1,972.00
SCC:	9301				
018-9301	EASTERN ELEMENTARY BOOKFAIR/BOXTOPS FUND	3,007.79	8,070.13	5,650.23	5,657.23
		\$ 3,007.79	\$ 8,070.13	\$ 5,650.23	\$ 5,657.23
SCC:	9302				

Reporting Period: May 2022 (FY 2022)
 As Of Period: 05/31/2022

6/7/22 2:43 PM

LEXINGTON LOCAL SCHOOLS
Revenue Account Summary

Fund-SCC	Description	FYTDReceivable	FYTD Received	MTD Received	YTD Received
018-9302	EASTERN ELEMENTARY MATH	\$ 0.00	\$ 0.00	\$ 0.00	\$ 0.00
		\$ 0.00	\$ 0.00	\$ 0.00	\$ 0.00
SCC:	9303				
018-9303	EASTERN RUN CLUB	790.00	1,075.00	0.00	0.00
		\$ 790.00	\$ 1,075.00	\$ 0.00	\$ 0.00
SCC:	9400				
018-9400	CENTRAL PRINCIPAL'S FUND	2,070.78	3,008.29	54.00	1,057.60
		\$ 2,070.78	\$ 3,008.29	\$ 54.00	\$ 1,057.60
SCC:	9401				
018-9401	CENTRAL ELEMENTARY BOOKFAIR FUND	377.80	4,025.04	3,965.74	4,025.04
		\$ 377.80	\$ 4,025.04	\$ 3,965.74	\$ 4,025.04
SCC:	9402				
018-9402	CENTRAL ELEMENTARY ART	0.00	0.00	0.00	0.00
		\$ 0.00	\$ 0.00	\$ 0.00	\$ 0.00
SCC:	9500				
018-9500	WESTERN PRINCIPAL'S FUND	3,841.82	3,507.65	552.00	1,436.42
		\$ 3,841.82	\$ 3,507.65	\$ 552.00	\$ 1,436.42
SCC:	9501				
018-9501	WESTERN ELEMENTARY BOOKFAIR/BOXTOPS FUND	2,276.69	4,438.42	52.70	4,415.42
		\$ 2,276.69	\$ 4,438.42	\$ 52.70	\$ 4,415.42
SCC:	9503				
018-9503	WESTERN ELEMENTARY ART	0.00	0.00	0.00	0.00
		\$ 0.00	\$ 0.00	\$ 0.00	\$ 0.00
SCC:	9901				
018-9901	JUNIOR HIGH TEACHER ADVISORY FUND	0.00	0.00	0.00	0.00
		\$ 0.00	\$ 0.00	\$ 0.00	\$ 0.00
SCC:	9001				
019-9001	ACADEMIC BOOSTERS GRANTS	0.00	0.00	0.00	0.00
		\$ 0.00	\$ 0.00	\$ 0.00	\$ 0.00
SCC:	9121				
019-9121	CENTRAL ELEMENTARY PTO GRANTS	1,104.75	75.02	14.83	44.19
		\$ 1,104.75	\$ 75.02	\$ 14.83	\$ 44.19
SCC:	9122				
019-9122	EASTERN ELEMENTARY PTO GRANTS	1,104.66	75.03	14.82	44.18
		\$ 1,104.66	\$ 75.03	\$ 14.82	\$ 44.18
SCC:	9123				
019-9123	WESTERN ELEMENTARY PTO GRANTS	1,104.69	75.02	14.82	44.18

Reporting Period: May 2022 (FY 2022)

6/7/22 2:43 PM

As Of Period: 05/31/2022

LEXINGTON LOCAL SCHOOLS
Revenue Account Summary

Fund-SCC	Description	FYTDReceivable	FYTD Received	MTD Received	YTD Received
		\$ 1,104.69	\$ 75.02	\$ 14.82	\$ 44.18
SCC:	9200				
019-9200	RICHLAND COUNTY FOUNDATION GRANT PLAYGROUND	\$ 0.00	\$ 0.00	\$ 0.00	\$ 0.00
		\$ 0.00	\$ 0.00	\$ 0.00	\$ 0.00
SCC:	9218				
019-9218	RICH CO FOUND-WRITE STUFF STEAM KIT	0.00	0.00	0.00	0.00
		\$ 0.00	\$ 0.00	\$ 0.00	\$ 0.00
SCC:	9221				
019-9221	RICH CO FOUND-SCIENCE DISCOVERY BINS	0.00	0.00	0.00	0.00
		\$ 0.00	\$ 0.00	\$ 0.00	\$ 0.00
SCC:	9222				
019-9222	RICH CO FOUND-ONE BIG HAPPY FAMILY	0.00	0.00	0.00	0.00
		\$ 0.00	\$ 0.00	\$ 0.00	\$ 0.00
SCC:	9224				
019-9224	RICH CO FOUND-STEM SNAP CIRCUITS	0.00	0.00	0.00	0.00
		\$ 0.00	\$ 0.00	\$ 0.00	\$ 0.00
SCC:	9225				
019-9225	RICH CO FOUND GRANT-STEM MATERIALS SNAP CIRCUITS	485.94	485.94	0.00	0.00
		\$ 485.94	\$ 485.94	\$ 0.00	\$ 0.00
SCC:	9226				
019-9226	RICH CO FOUND GRANT-SCIENCE ENRICH FIELD TRIP	1,500.00	1,500.00	0.00	0.00
		\$ 1,500.00	\$ 1,500.00	\$ 0.00	\$ 0.00
SCC:	9301				
019-9301	RICH CO FOUND/SECO ROBOTICS GRANT (HEIMANN)	0.00	0.00	0.00	0.00
		\$ 0.00	\$ 0.00	\$ 0.00	\$ 0.00
SCC:	9302				
019-9302	RICH CO RETIRED TEACHERS ASSOC	0.00	0.00	0.00	0.00
		\$ 0.00	\$ 0.00	\$ 0.00	\$ 0.00
SCC:	9304				
019-9304	RICHLAND CO RETIRED TEACHERS - HS ENGLISH	0.00	200.00	0.00	0.00
		\$ 0.00	\$ 200.00	\$ 0.00	\$ 0.00
SCC:	9601				
022-9601	OHSAA TOURNAMENT AGENCY FUND	11,209.59	8,740.00	0.00	2,750.00

Reporting Period: May 2022 (FY 2022)

6/7/22 2:43 PM

As Of Period: 05/31/2022

LEXINGTON LOCAL SCHOOLS
Revenue Account Summary

Fund-SCC	Description	FYTDReceivable	FYTD Received	MTD Received	YTD Received
		\$ 11,209.59	\$ 8,740.00	\$ 0.00	\$ 2,750.00
SCC:	0000				
024-0000	EMPLOYEE BENEFITS FUND FOR MEDICAL/DENTAL	\$ 5,295,144.36	\$ 4,806,303.13	\$ 439,523.31	\$ 2,210,845.67
034-0000	OFCC PROJECT MAINTENANCE FUND	185,752.94	186,410.78	2,151.22	106,313.71
		\$ 5,480,897.30	\$ 4,992,713.91	\$ 441,674.53	\$ 2,317,159.38
SCC:	9101				
200-9101	HIGH SCHOOL ART CLUB	0.00	0.00	0.00	0.00
		\$ 0.00	\$ 0.00	\$ 0.00	\$ 0.00
SCC:	9102				
200-9102	HIGH SCHOOL DRAMA CLUB	1,469.00	11,121.66	0.00	10,031.42
		\$ 1,469.00	\$ 11,121.66	\$ 0.00	\$ 10,031.42
SCC:	9103				
200-9103	HIGH SCHOOL MATH CLUB	0.00	0.00	0.00	0.00
		\$ 0.00	\$ 0.00	\$ 0.00	\$ 0.00
SCC:	9104				
200-9104	HIGH SCHOOL LEADERSHIP COUNCIL	0.00	1,607.00	0.00	0.00
		\$ 0.00	\$ 1,607.00	\$ 0.00	\$ 0.00
SCC:	9105				
200-9105	HIGH SCHOOL FRENCH CLUB	30.00	0.00	0.00	0.00
		\$ 30.00	\$ 0.00	\$ 0.00	\$ 0.00
SCC:	9107				
200-9107	HIGH SCHOOL SPANISH CLUB	0.00	120.00	0.00	120.00
		\$ 0.00	\$ 120.00	\$ 0.00	\$ 120.00
SCC:	9108				
200-9108	HIGH SCHOOL LEO CLUB	0.00	148.25	0.00	0.00
		\$ 0.00	\$ 148.25	\$ 0.00	\$ 0.00
SCC:	9114				
200-9114	HIGH SCHOOL STUDENT COUNCIL FUND	973.00	3,108.21	1,425.25	2,198.65
		\$ 973.00	\$ 3,108.21	\$ 1,425.25	\$ 2,198.65
SCC:	9115				
200-9115	HIGH SCHOOL KEY CLUB	500.25	1,089.30	60.00	60.00
		\$ 500.25	\$ 1,089.30	\$ 60.00	\$ 60.00
SCC:	9116				
200-9116	HIGH SCHOOL CHESS CLUB	0.00	0.00	0.00	0.00
		\$ 0.00	\$ 0.00	\$ 0.00	\$ 0.00
SCC:	9119				
200-9119	HIGH SCHOOL YEARBOOK FUND	11,564.00	11,827.50	515.00	1,235.00
		\$ 11,564.00	\$ 11,827.50	\$ 515.00	\$ 1,235.00

Reporting Period: May 2022 (FY 2022)

6/7/22 2:43 PM

As Of Period: 05/31/2022

LEXINGTON LOCAL SCHOOLS
Revenue Account Summary

Fund-SCC	Description	FYTDReceivable	FYTD Received	MTD Received	YTD Received
SCC:	9120				
200-9120	HIGH SCHOOL JOURNALISM FUND	\$ 0.00	\$ 0.00	\$ 0.00	\$ 0.00
		\$ 0.00	\$ 0.00	\$ 0.00	\$ 0.00
SCC:	9121				
200-9121	HIGH SCHOOL NATIONAL HONOR SOCIETY	1,379.50	5,933.81	0.00	1,621.91
		\$ 1,379.50	\$ 5,933.81	\$ 0.00	\$ 1,621.91
SCC:	9201				
200-9201	JUNIOR HIGH ART CLUB	178.15	128.25	0.00	128.25
		\$ 178.15	\$ 128.25	\$ 0.00	\$ 128.25
SCC:	9204				
200-9204	JUNIOR HIGH STUDENT COUNCIL FUND	0.00	1,080.70	(205.00)	227.70
		\$ 0.00	\$ 1,080.70	\$ (205.00)	\$ 227.70
SCC:	9205				
200-9205	JUNIOR HIGH LIBRARY CLUB	0.00	0.00	0.00	0.00
		\$ 0.00	\$ 0.00	\$ 0.00	\$ 0.00
SCC:	9301				
200-9301	EASTERN ELEMENTARY STUDENT ACTIVITY FUND	639.70	946.71	269.46	946.71
		\$ 639.70	\$ 946.71	\$ 269.46	\$ 946.71
SCC:	9302				
200-9302	EASTERN ELEMENTARY ROBOTICS FUND	0.00	0.00	0.00	0.00
		\$ 0.00	\$ 0.00	\$ 0.00	\$ 0.00
SCC:	9611				
200-9611	HIGH SCHOOL INFORMED TEENS FUND	0.00	0.00	0.00	0.00
		\$ 0.00	\$ 0.00	\$ 0.00	\$ 0.00
SCC:	9612				
200-9612	JUNIOR HIGH INFORMED TEENS FUND	554.36	575.06	11.34	556.76
		\$ 554.36	\$ 575.06	\$ 11.34	\$ 556.76
SCC:	9115				
300-9115	JAZZ BAND	0.00	0.00	0.00	0.00
		\$ 0.00	\$ 0.00	\$ 0.00	\$ 0.00
SCC:	9116				
300-9116	CHOIR	0.00	0.00	0.00	0.00
		\$ 0.00	\$ 0.00	\$ 0.00	\$ 0.00
SCC:	9206				
300-9206	JUNIOR HIGH PHYS ED DEPARTMENT FUND	150.00	470.00	0.00	0.00
		\$ 150.00	\$ 470.00	\$ 0.00	\$ 0.00

Reporting Period: May 2022 (FY 2022)
 As Of Period: 05/31/2022

6/7/22 2:43 PM

LEXINGTON LOCAL SCHOOLS
Revenue Account Summary

Fund-SCC	Description	FYTDReceivable	FYTD Received	MTD Received	YTD Received
SCC:	9210				
300-9210	JR HIGH INSTRUMENTAL	\$ 0.00	\$ 0.00	\$ 0.00	\$ 0.00
		\$ 0.00	\$ 0.00	\$ 0.00	\$ 0.00
SCC:	9600				
300-9600	ATHLETIC FUND	232,010.00	194,837.99	3,601.64	37,536.08
		\$ 232,010.00	\$ 194,837.99	\$ 3,601.64	\$ 37,536.08
SCC:	9601				
300-9601	ATHLETIC CAPITAL FUND	25,000.00	41,000.00	12,500.00	12,500.00
		\$ 25,000.00	\$ 41,000.00	\$ 12,500.00	\$ 12,500.00
SCC:	9602				
300-9602	ORCHESTRA	0.00	0.00	0.00	0.00
		\$ 0.00	\$ 0.00	\$ 0.00	\$ 0.00
SCC:	9603				
300-9603	ELEMENTARY MUSIC	0.00	0.00	0.00	0.00
		\$ 0.00	\$ 0.00	\$ 0.00	\$ 0.00
SCC:	9605				
300-9605	BAND	0.00	0.00	0.00	0.00
		\$ 0.00	\$ 0.00	\$ 0.00	\$ 0.00
SCC:	9022				
451-9022	Network Connectivity FY2022	9,000.00	9,000.00	0.00	4,500.00
		\$ 9,000.00	\$ 9,000.00	\$ 0.00	\$ 4,500.00
SCC:	0000				
467-0000	STUDENT WELLNESS AND SUCCESS FUND	410,490.45	0.00	0.00	0.00
		\$ 410,490.45	\$ 0.00	\$ 0.00	\$ 0.00
SCC:	9022				
499-9022	SCHOOL SAFETY GRANT FY22	0.00	12,461.88	0.00	0.00
		\$ 0.00	\$ 12,461.88	\$ 0.00	\$ 0.00
SCC:	9021				
507-9021	ESSER FUNDING FY21	0.00	0.00	0.00	0.00
		\$ 0.00	\$ 0.00	\$ 0.00	\$ 0.00
SCC:	9022				
507-9022	ESSER ARP FUNDING	2,014,488.04	463,728.80	25,297.22	243,664.65
		\$ 2,014,488.04	\$ 463,728.80	\$ 25,297.22	\$ 243,664.65
SCC:	9921				
507-9921	ESSER II FUNDING	186,028.26	163,521.58	184.50	63,920.30
		\$ 186,028.26	\$ 163,521.58	\$ 184.50	\$ 63,920.30
SCC:	9021				
516-9021	IDEA-B SPECIAL EDUCATION FY21	113,210.51	46,686.68	0.00	0.00
		\$ 113,210.51	\$ 46,686.68	\$ 0.00	\$ 0.00
SCC:	9022				

Reporting Period: May 2022 (FY 2022)

6/7/22 2:43 PM

As Of Period: 05/31/2022

LEXINGTON LOCAL SCHOOLS
Revenue Account Summary

Fund-SCC	Description	FYTDReceivable	FYTD Received	MTD Received	YTD Received
516-9022	IDEA-B SPECIAL EDUCATION FY22	\$ 675,511.47	\$ 483,013.85	\$ 40,573.07	\$ 293,210.57
		\$ 675,511.47	\$ 483,013.85	\$ 40,573.07	\$ 293,210.57
SCC:	9922				
516-9922	IDEA PART B GRANTS	0.00	107,273.02	15,211.25	69,162.22
		\$ 0.00	\$ 107,273.02	\$ 15,211.25	\$ 69,162.22
SCC:	9021				
572-9021	TITLE I FY21	16,496.04	14,806.46	0.00	0.00
		\$ 16,496.04	\$ 14,806.46	\$ 0.00	\$ 0.00
SCC:	9022				
572-9022	TITLE I FY22	267,309.17	213,096.04	10,731.84	122,191.13
584-9022	TITLE IV FY22	29,064.89	23,344.37	3,600.00	3,600.00
587-9022	EARLY CHILDHOOD SPECIAL EDUCATION IDEA FY22	12,213.91	12,212.54	206.10	8,214.57
		\$ 308,587.97	\$ 248,652.95	\$ 14,537.94	\$ 134,005.70
SCC:	9922				
587-9922	IDEA PRESCHOOL-HANDICAPPED	0.00	0.00	0.00	0.00
		\$ 0.00	\$ 0.00	\$ 0.00	\$ 0.00
SCC:	9022				
590-9022	TITLE II-A IMPROVING TEACHER QUALITY FY22	55,303.27	55,702.25	0.00	27,620.08
		\$ 55,303.27	\$ 55,702.25	\$ 0.00	\$ 27,620.08
SCC:	9921				
599-9921	RICHLAND COUNTY MOBILE HOT SPOT GRANT	0.00	0.00	0.00	0.00
		\$ 0.00	\$ 0.00	\$ 0.00	\$ 0.00
SCC:	9922				
599-9922	MISCELLANEOUS FED. GRANT FUND	0.00	289,000.00	0.00	289,000.00
		\$ 0.00	\$ 289,000.00	\$ 0.00	\$ 289,000.00
Grand Total		\$ 43,534,408.84	\$ 38,985,235.67	\$ 2,469,595.83	\$ 19,122,132.44

Reporting Period: May 2022 (FY 2022)

6/7/22 2:44 PM

As Of Period: 05/31/2022

LEXINGTON LOCAL SCHOOLS Appropriation Summary Report

Fund-SCC	Description	FYTD Appropriated	Prior Year Encumbrance	FYTD Expendable	FYTD Expended	MTD Expended	Encumbrance	Future Encumbrance	FYTD Unencumbered	Percent Expended/Encumbered
001-0000	GENERAL FUND	\$ 24,909,333.12	\$ 423,314.61	\$ 25,332,647.73	\$ 21,786,656.02	\$ 2,007,880.71	\$ 984,298.38	\$ 0.00	\$ 2,561,693.33	89.89 %
001-9412	GENERAL BUDGET RESERVE SET-ASIDE-1%/BWC	0.00	0.00	0.00	0.00	0.00	0.00	0.00	0.00	0.00
002-0000	BOND RETIREMENT FUND	3,664,681.26	0.00	3,664,681.26	3,664,159.23	0.00	0.00	0.00	522.03	99.99
003-0000	PERMANENT IMPROVEMENT FUND	1,121,842.84	82,944.21	1,204,787.05	856,308.85	215,811.43	256,367.73	0.00	92,110.47	92.35
004-0000	LFI BUILDING FUND	3,306,424.81	7,821,444.81	11,127,869.62	6,535,812.36	342,613.20	1,334,139.61	0.00	3,257,917.65	70.72
006-0000	FOOD SERVICE FUND	712,348.66	6,872.37	719,221.03	793,786.58	80,470.19	21,007.45	0.00	(95,573.00)	113.29
007-9100	LEXINGTON MINUTEMEN ACADEMIC SCHOLARSHIP FUND	15,000.00	3,500.00	18,500.00	13,350.00	0.00	5,700.00	0.00	(550.00)	102.97
007-9800	TERRY McCAMMON SCHOLARSHIP FUND	0.00	0.00	0.00	22,101.59	0.00	0.00	0.00	(22,101.59)	0.00
010-0000	CLASSROOM FACILITIES CONSTRUCTION FUND	1,733,446.03	35,629,274.28	37,362,720.31	25,066,046.77	2,709,710.50	12,220,397.10	0.00	76,276.44	99.80
018-9100	HIGH SCHOOL PRINCIPAL'S FUND	5,523.51	323.31	5,846.82	6,482.59	3,417.99	394.67	0.00	(1,030.44)	117.62
018-9101	HIGH SCHOOL FLOWER FUND	209.00	0.00	209.00	386.39	133.00	0.00	0.00	(177.39)	184.88
018-9200	JUNIOR HIGH PRINCIPAL'S FUND	142.45	5,880.00	6,022.45	562.83	450.00	6,102.67	0.00	(643.05)	110.68
018-9300	EASTERN PRINCIPAL'S FUND	3,088.80	386.00	3,474.80	2,043.29	1,080.10	622.20	0.00	809.31	76.71
018-9301	EASTERN ELEMENTARY BOOKFAIR/BOXTOPS FUND	6,612.15	0.00	6,612.15	8,058.49	5,389.79	0.00	0.00	(1,446.34)	121.87
018-9302	EASTERN ELEMENTARY MATH	1,036.52	0.00	1,036.52	0.00	0.00	0.00	0.00	1,036.52	0.00
018-9303	EASTERN RUN CLUB	1,286.73	0.00	1,286.73	1,191.87	0.00	204.86	0.00	(110.00)	108.55
018-9400	CENTRAL PRINCIPAL'S FUND	7,500.00	81.83	7,581.83	3,722.79	950.41	2,069.04	0.00	1,790.00	76.39
018-9401	CENTRAL ELEMENTARY BOOKFAIR FUND	5,129.31	0.00	5,129.31	955.23	134.86	4,044.77	0.00	129.31	97.48
018-9402	CENTRAL	1,500.00	0.00	1,500.00	0.00	0.00	0.00	0.00	1,500.00	0.00

Reporting Period: May 2022 (FY 2022)

6/7/22 2:44 PM

As Of Period: 05/31/2022

LEXINGTON LOCAL SCHOOLS Appropriation Summary Report

Fund-SCC	Description	FYTD Appropriated	Prior Year Encumbrance	FYTD Expendable	FYTD Expended	MTD Expended	Encumbrance	Future Encumbrance	FYTD Unencumbered	Percent Expended/Encumbered
018-9500	ELEMENTARY ART WESTERN PRINCIPAL'S FUND	\$ 9,566.98	\$ 1,527.99	\$ 11,094.97	\$ 3,237.64	\$ 406.70	\$ 293.28	\$ 0.00	\$ 7,564.05	31.82 %
018-9501	WESTERN ELEMENTARY BOOKFAIR/BOXTOPS FUND	6,500.00	0.00	6,500.00	4,326.33	0.00	0.00	0.00	2,173.67	66.56
018-9503	WESTERN ELEMENTARY ART	1,986.42	0.00	1,986.42	0.00	0.00	0.00	0.00	1,986.42	0.00
018-9901	JUNIOR HIGH TEACHER ADVISORY FUND	109.25	0.00	109.25	0.00	0.00	0.00	0.00	109.25	0.00
019-9001	ACADEMIC BOOSTERS GRANTS	769.07	0.00	769.07	0.00	0.00	0.00	0.00	769.07	0.00
019-9121	CENTRAL ELEMENTARY PTO GRANTS	2,306.26	0.00	2,306.26	0.00	0.00	0.00	0.00	2,306.26	0.00
019-9122	EASTERN ELEMENTARY PTO GRANTS	2,401.33	0.00	2,401.33	0.00	0.00	0.00	0.00	2,401.33	0.00
019-9123	WESTERN ELEMENTARY PTO GRANTS	3,139.13	0.00	3,139.13	0.00	0.00	0.00	0.00	3,139.13	0.00
019-9200	RICHLAND COUNTY FOUNDATION GRANT PLAYGROUND	200.00	0.00	200.00	0.00	0.00	0.00	0.00	200.00	0.00
019-9218	RICH CO FOUND-WRITE STUFF STEAM KIT	52.93	0.00	52.93	52.93	0.00	0.00	0.00	0.00	100.00
019-9221	RICH CO FOUND-SCIENCE DISCOVERY BINS	0.95	0.00	0.95	0.95	0.00	0.00	0.00	0.00	100.00
019-9222	RICH CO FOUND-ONE BIG HAPPY FAMILY	2.41	0.00	2.41	2.41	0.00	0.00	0.00	0.00	100.00
019-9224	RICH CO FOUND-STEM SNAP CIRCUITS	66.36	0.00	66.36	66.36	0.00	0.00	0.00	0.00	100.00
019-9225	RICH CO FOUND GRANT-STEM MATERIALS SNAP CIRCUITS	485.94	0.00	485.94	485.94	(0.10)	0.00	0.00	0.00	100.00
019-9226	RICH CO FOUND GRANT-SCIENCE ENRICH FIELD TRIP	1,500.00	0.00	1,500.00	1,155.45	0.00	0.00	0.00	344.55	77.03
019-9301	RICH CO FOUND/SECO	31.72	0.00	31.72	0.00	0.00	0.00	0.00	31.72	0.00

Reporting Period: May 2022 (FY 2022)

6/7/22 2:44 PM

As Of Period: 05/31/2022

LEXINGTON LOCAL SCHOOLS Appropriation Summary Report

Fund-SCC	Description	FYTD Appropriated	Prior Year Encumbrance	FYTD Expendable	FYTD Expended	MTD Expended	Encumbrance	Future Encumbrance	FYTD Unencumbered	Percent Expended/Encumbered
019-9302	ROBOTICS GRANT (HEIMANN) RICH CO RETIRED TEACHERS ASSOC	\$ 150.00	\$ 0.00	\$ 150.00	\$ 0.00	\$ 0.00	\$ 0.00	\$ 0.00	\$ 150.00	0.00 %
019-9304	RICHLAND CO RETIRED TEACHERS - HS ENGLISH	0.00	0.00	0.00	0.00	0.00	0.00	0.00	0.00	0.00
022-9601	OHSAA TOURNAMENT AGENCY FUND	11,209.59	0.00	11,209.59	2,137.97	0.00	9,071.05	0.00	0.57	99.99
024-0000	EMPLOYEE BENEFITS FUND FOR MEDICAL/DENTAL	5,446,545.00	252,504.20	5,699,049.20	5,245,798.48	494,968.12	302,085.38	0.00	151,165.34	97.35
034-0000	OFCC PROJECT MAINTENANCE FUND	5,000.00	0.00	5,000.00	3,112.62	0.00	0.00	0.00	1,887.38	62.25
200-9101	HIGH SCHOOL ART CLUB	372.46	0.00	372.46	0.00	0.00	0.00	0.00	372.46	0.00
200-9102	HIGH SCHOOL DRAMA CLUB	20,000.00	510.00	20,510.00	10,995.68	59.16	550.00	0.00	8,964.32	56.29
200-9103	HIGH SCHOOL MATH CLUB	52.70	0.00	52.70	0.00	0.00	0.00	0.00	52.70	0.00
200-9104	HIGH SCHOOL LEADERSHIP COUNCIL	697.11	0.00	697.11	1,622.61	397.61	250.00	0.00	(1,175.50)	268.62
200-9105	HIGH SCHOOL FRENCH CLUB	379.75	0.00	379.75	0.00	0.00	0.00	0.00	379.75	0.00
200-9107	HIGH SCHOOL SPANISH CLUB	568.50	0.00	568.50	0.00	0.00	252.00	0.00	316.50	44.33
200-9108	HIGH SCHOOL LEO CLUB	1,000.00	0.00	1,000.00	170.44	41.92	679.56	0.00	150.00	85.00
200-9114	HIGH SCHOOL STUDENT COUNCIL FUND	2,500.00	0.00	2,500.00	1,826.28	1,044.37	1,050.00	0.00	(376.28)	115.05
200-9115	HIGH SCHOOL KEY CLUB	1,000.00	0.00	1,000.00	915.98	196.18	0.00	0.00	84.02	91.60
200-9116	HIGH SCHOOL CHESS CLUB	321.00	0.00	321.00	0.00	0.00	0.00	0.00	321.00	0.00
200-9119	HIGH SCHOOL YEARBOOK FUND	20,000.00	13,273.53	33,273.53	10,230.52	60.98	22,307.89	0.00	735.12	97.79
200-9120	HIGH SCHOOL JOURNALISM FUND	250.00	0.00	250.00	0.00	0.00	0.00	0.00	250.00	0.00
200-9121	HIGH SCHOOL NATIONAL HONOR SOCIETY	1,328.65	0.00	1,328.65	5,559.09	2,800.00	708.00	0.00	(4,938.44)	471.69
200-9201	JUNIOR HIGH ART	485.00	200.25	685.25	200.25	0.00	0.00	0.00	485.00	29.22

Reporting Period: May 2022 (FY 2022)

6/7/22 2:44 PM

As Of Period: 05/31/2022

LEXINGTON LOCAL SCHOOLS Appropriation Summary Report

Fund-SCC	Description	FYTD Appropriated	Prior Year Encumbrance	FYTD Expendable	FYTD Expended	MTD Expended	Encumbrance	Future Encumbrance	FYTD Unencumbered	Percent Expended/Encumbered
200-9204	CLUB JUNIOR HIGH STUDENT COUNCIL FUND	\$ 1,500.00	\$ 0.00	\$ 1,500.00	\$ 1,623.99	\$ 769.82	\$ 33.98	\$ 0.00	\$ (157.97)	110.53 %
200-9205	JUNIOR HIGH LIBRARY CLUB	77.65	0.00	77.65	0.00	0.00	0.00	0.00	77.65	0.00
200-9301	EASTERN ELEMENTARY STUDENT ACTIVITY FUND	1,762.93	0.00	1,762.93	788.37	0.00	150.00	0.00	824.56	53.23
200-9302	EASTERN ELEMENTARY ROBOTICS FUND	575.16	0.00	575.16	0.00	0.00	0.00	0.00	575.16	0.00
200-9611	HIGH SCHOOL INFORMED TEENS FUND	903.63	0.00	903.63	0.00	0.00	0.00	0.00	903.63	0.00
200-9612	JUNIOR HIGH INFORMED TEENS FUND	1,375.08	0.00	1,375.08	341.86	0.00	500.00	0.00	533.22	61.22
300-9115	JAZZ BAND	757.61	755.00	1,512.61	0.00	0.00	755.00	0.00	757.61	49.91
300-9116	CHOIR	1,284.95	0.00	1,284.95	0.00	0.00	0.00	0.00	1,284.95	0.00
300-9206	JUNIOR HIGH PHYS ED DEPARTMENT FUND	3,000.00	0.00	3,000.00	646.61	200.00	843.36	0.00	1,510.03	49.67
300-9210	JR HIGH INSTRUMENTAL	41.03	0.00	41.03	0.00	0.00	0.00	0.00	41.03	0.00
300-9600	ATHLETIC FUND	232,010.00	1,783.24	233,793.24	186,572.69	7,717.11	27,216.39	0.00	20,004.16	91.44
300-9601	ATHLETIC CAPITAL FUND	45,000.00	0.00	45,000.00	36,232.06	1,331.50	7,017.94	0.00	1,750.00	96.11
300-9602	ORCHESTRA	63.22	0.00	63.22	0.00	0.00	0.00	0.00	63.22	0.00
300-9603	ELEMENTARY MUSIC	1,572.09	0.00	1,572.09	0.00	0.00	0.00	0.00	1,572.09	0.00
300-9605	BAND	232.95	0.00	232.95	0.00	0.00	0.00	0.00	232.95	0.00
451-9022	Network Connectivity FY2022	9,000.00	0.00	9,000.00	9,000.00	0.00	0.00	0.00	0.00	100.00
467-0000	STUDENT WELLNESS AND SUCCESS FUND	411,376.97	27,112.82	438,489.79	52,768.66	0.00	0.00	0.00	385,721.13	12.03
499-9022	SCHOOL SAFETY GRANT FY22	0.00	0.00	0.00	2,709.00	0.00	0.00	0.00	(2,709.00)	0.00
507-9021	ESSER FUNDING FY21	0.00	0.00	0.00	169.71	169.71	0.00	0.00	(169.71)	0.00
507-9022	ESSER ARP FUNDING	2,014,488.04	0.00	2,014,488.04	504,803.53	41,715.42	40,137.53	0.00	1,469,546.98	27.05
507-9921	ESSER II FUNDING	183,432.26	2,596.00	186,028.26	163,521.58	184.50	12,356.23	0.00	10,150.45	94.54
516-9021	IDEA-B SPECIAL EDUCATION FY21	3,500.00	77,470.19	80,970.19	10,946.36	0.00	77,470.19	0.00	(7,446.36)	109.20

Reporting Period: May 2022 (FY 2022)

6/7/22 2:44 PM

As Of Period: 05/31/2022

**LEXINGTON LOCAL SCHOOLS
Appropriation Summary Report**

Fund-SCC	Description	FYTD Appropriated	Prior Year Encumbrance	FYTD Expendable	FYTD Expended	MTD Expended	Encumbrance	Future Encumbrance	FYTD Unencumbered	Percent Expended/Encumbered
516-9022	IDEA-B SPECIAL EDUCATION FY22	\$ 672,011.47	\$ 0.00	\$ 672,011.47	\$ 537,465.67	\$ 59,271.91	\$ 58,025.52	\$ 0.00	\$ 76,520.28	88.61 %
516-9922	IDEA PART B GRANTS	0.00	0.00	0.00	122,278.02	15,005.00	4,522.13	0.00	(126,800.15)	0.00
572-9021	TITLE I FY21	0.00	2,217.72	2,217.72	528.14	0.00	2,267.72	0.00	(578.14)	126.07
572-9022	TITLE I FY22	267,309.17	0.00	267,309.17	235,446.10	22,596.80	13,218.56	0.00	18,644.51	93.03
584-9022	TITLE IV FY22	29,064.89	0.00	29,064.89	23,344.37	3,600.00	250.00	0.00	5,470.52	81.18
587-9022	EARLY CHILDHOOD SPECIAL EDUCATION IDEA FY22	12,213.91	0.00	12,213.91	12,583.88	(1,570.72)	4,999.72	0.00	(5,369.69)	143.96
587-9922	IDEA PRESCHOOL-HANDICAPPED	0.00	0.00	0.00	1,942.06	1,942.06	0.00	0.00	(1,942.06)	0.00
590-9022	TITLE II-A IMPROVING TEACHER QUALITY FY22	55,303.27	0.00	55,303.27	55,702.25	(3,618.07)	0.00	0.00	(398.98)	100.72
599-9921	RICHLAND COUNTY MOBILE HOT SPOT GRANT	0.00	600.00	600.00	614.96	0.00	600.00	0.00	(614.96)	202.49
599-9922	MISCELLANEOUS FED. GRANT FUND	0.00	0.00	0.00	289,000.00	0.00	0.00	0.00	(289,000.00)	0.00
Grand Total		\$ 44,983,939.98	\$ 44,354,572.36	\$ 89,338,512.34	\$ 66,302,552.68	\$ 6,017,332.16	\$ 15,422,959.91	\$ 0.00	\$ 7,612,999.75	