


LEXINGTON LOCAL SCHOOLS



FINANCIAL REPORT
FOR THE PERIOD ENDING
MAY 31, 2021

PREPARED BY
JASON WHITESEL, TREASURER

Gross Depository Balances:

Richland Bank MMA 5719	\$5,341,495.35
Richland Bank Sweep Acct 3520	\$1,921,296.87
Richland Bank General Acct 0580	\$300,000.00
Richland Bank Anthem Sweep 3523	\$1,057,668.26
Richland Bank EE Benefits 3180	\$0.00
Richland Bank Payroll Acct 9780	\$18,608.32
Richland Bank Athletic Acct 3280	\$5,250.00

Total Depository Balances (Gross) \$8,644,318.80

Adjustments to Bank Balance:

Cash in Transit to Bank	\$2,017.85
Outstanding Checks	(\$122,869.16)
Adjustments:	
Outstanding Vision Adjustment	\$27.35
Municipal Income Tax Deduction	(\$735.46)

Total Adjustments to Bank Balance (\$121,559.42)

Investments:

Treasury Bonds and Notes	\$33,668,360.22
Certificate of Deposits	\$3,221,000.00
Other Securities	\$0.00
Other Investments:	
Richland Bank MMA 5750	\$102,778.90
Richland Bank MMA R252	\$7,528,664.93
Richland Bank MMA/Savings R252	\$248,000.00
Commercial Paper R252	\$7,735,531.48

Total Investments \$52,504,335.53

Cash on Hand:

Petty Cash:	
Treasurer's Office	\$100.00
High School	\$16.07
Junior High School	\$50.00
Eastern, Central, Western	\$100.00
Change Cash:	
Athletic Change	\$3,000.00
Cafeteria Change	\$333.00
Junior High School	\$100.00
Cash with Fiscal Agent	\$0.00

Total Cash on Hand \$3,699.07

Total Balances \$61,030,793.98

Total Fund Balance \$61,030,793.98

May 01, 2021 through May 31, 2021

Account Name : Lexington Local SD Managing Agency

Account No : 5750

Summary Of Investment Holdings

Quantity	Description		Unit Value	Market Value	Tax Cost	Estimated Ann Inc To Mkt	Yield	
<u>Money Markets - Taxable</u>								
102,778.9	Northern Instl Government Select Portfolio		1.0000	102,778.90	102,778.90	30.83	0.03%	
Totals				102,778.90	102,778.90	30.83	0.03%	
<u>Marketable CDs</u>								
200,000	Stearns Bank NA	1.950%	09/29/2021	100.6415	201,283.00	200,000.00	3,900.00	1.94%
200,000	Citibank NA	3.150%	10/26/2021	101.3033	202,606.60	200,000.00	6,300.00	3.11%
200,000	BMW Bank North America	3.050%	12/28/2021	101.7625	203,525.00	200,000.00	6,100.00	3.00%
100,000	Medallion Bank UT	3.050%	01/10/2022	101.8630	101,863.00	100,000.00	3,050.00	2.99%
150,000	TIAA FSB	2.850%	02/22/2022	102.0750	153,112.50	150,000.00	4,275.00	2.79%
200,000	Bridgewater Bank Bloom MN	1.900%	02/28/2022	101.4075	202,815.00	200,000.00	3,800.00	1.87%
200,000	Continental Bank UT	1.900%	06/22/2022	101.9607	203,921.40	200,000.00	3,800.00	1.86%
200,000	American Express Centurion	2.400%	09/12/2022	102.9337	205,867.40	200,000.00	4,800.00	2.33%
200,000	Discover Bank	2.250%	09/27/2022	102.8854	205,770.80	200,000.00	4,500.00	2.19%
200,000	Sallie Mae Bank SLC UT	2.500%	12/13/2022	103.7029	207,405.80	200,000.00	5,000.00	2.41%
25,000	State Bank of India NY	3.000%	03/06/2023	105.1438	26,285.95	25,000.00	750.00	2.85%
200,000	Comenity Capital Bank	2.700%	04/17/2023	104.8844	209,768.80	200,000.00	5,400.00	2.57%
150,000	Merrick Bank	2.050%	07/12/2023	104.0746	156,111.90	150,000.00	3,075.00	1.97%
200,000	Luana Savings Bank	0.200%	12/29/2023	100.0371	200,074.20	200,000.00	400.00	0.20%
100,000	Border State Bank	1.100%	03/27/2024	102.5006	102,500.60	100,000.00	1,100.00	1.07%
248,000	Live Oak Banking Company	1.250%	09/13/2024	103.2233	255,993.78	248,000.00	3,100.00	1.21%
248,000	JP Morgan Chase Bk N A	0.375%	12/31/2024	100.1592	248,394.82	248,000.00	930.00	0.37%
200,000	Industrial & Com Bank 0.3	0.350%	02/11/2025	100.1395	200,279.00	200,000.00	700.00	0.35%
Totals					3,287,579.55	3,221,000.00	60,980.00	1.85%
<u>U.S. Govt Agy-Exempt State</u>								
325,000	FFCB	0.300%	04/27/2022	100.2314	325,752.09	325,481.23	975.00	0.30%
250,000	FFCB	0.220%	09/08/2023	99.9609	249,902.33	249,862.50	550.00	0.22%

May 01, 2021 through May 31, 2021

Account Name : Lexington Local SD Managing Agency

Account No : 5750

Summary Of Investment Holdings

Quantity	Description			Unit Value	Market Value	Tax Cost	Estimated Ann Inc	Yield To Mkt
200,000	FHLB	0.220%	05/24/2024	99.6415	199,283.07	200,000.00	440.00	0.22%
200,000	FFCB	0.430%	10/15/2024	99.6760	199,352.03	200,000.00	860.00	0.43%
225,000	FHLMA	0.6500%	07/30/25	100.0005	225,001.18	224,887.50	1,462.50	0.65%
200,000	FHLB	0.500%	09/10/2025	99.5408	199,081.50	200,000.00	1,000.00	0.50%
	Federal Home Loan Banks Cons Bd 0.5 Dtd 03/10/21 Rate 0.5000% Mat 09/10/25							
200,000	FHLB	0.500%	11/12/2025	98.8352	197,670.33	200,000.00	1,000.00	0.51%
200,000	FHLB	1.000%	03/30/2026	100.0070	200,014.05	200,000.00	2,000.00	1.00%
<i>Totals</i>					1,796,056.58	1,800,231.23	8,287.50	0.46%
<u>U.S. Govt Agy-Non-Ex St-Int Only</u>								
250,000	FHLMC	0.4000%	10/23/23	100.0115	250,028.74	250,000.00	1,000.00	0.40%
<i>Totals</i>					250,028.74	250,000.00	1,000.00	0.40%
<i>Grand Total</i>					5,436,443.77	5,374,010.13	70,298.33	1.29%

Gain or Loss amounts and transactions, as shown, may not reflect the amount to be used for income tax purposes.

May 01, 2021 through May 31, 2021

Account Name : Lexington Local SD Bond Acct Man Agcy

Account No : R252

Summary Of Investment Holdings

Quantity	Description		Unit Value	Market Value	Tax Cost	Estimated Ann Inc	Yield To Mkt		
<u>Money Markets - Taxable</u>									
7,528,664.93	Northern Instl Government Select Portfolio		1.0000	7,528,664.93	7,528,664.93	2,258.60	0.03%		
<i>Totals</i>				7,528,664.93	7,528,664.93	2,258.60	0.03%		
<u>Money Markets/Savings - Taxable</u>									
248,000	Park National Bank FDIC Account P250		1.0000	248,000.00	248,000.00	74.40	0.03%		
<i>Totals</i>				248,000.00	248,000.00	74.40	0.03%		
<u>U.S. Treasury Bills</u>									
10,000,000	US Treasury Bills	08/12/2021	99.9972	9,999,720.00	9,985,844.40	0.00	0.00%		
10,000,000	US Treasury Bills	10/07/2021	99.9942	9,999,420.00	9,987,361.10	0.00	0.00%		
10,000,000	US Treasury Bills	01/27/2022	99.9833	9,998,330.00	9,994,331.20	4,699.22	0.05%		
<i>Totals</i>				29,997,470.00	29,967,536.70	4,699.22	0.02%		
<u>Commercial Paper - Corporate</u>									
2,500,000	Concord Minutemen Cap Co LLC	06/14/2021	99.8785	2,496,961.80	2,496,961.81	6,250.00	0.25%		
2,750,000	Lloyds Bk Corp Mkts Plc Com'	06/25/2021	99.8665	2,746,327.98	2,746,327.99	5,225.00	0.19%		
2,500,000	Banco De Credito E Com'l Pap	08/02/2021	99.4690	2,486,726.00	2,492,241.68	11,736.50	0.47%		
<i>Totals</i>				7,730,015.78	7,735,531.48	23,211.50	0.30%		
<u>U.S. Govt Agy-Exempt State</u>									
1,250,000	FHLB	.1	0.125%	10/15/2021	100.0247	1,250,308.63	1,250,000.00	1,562.50	0.12%
400,000	FFCB		0.300%	04/27/2022	100.2314	400,925.65	400,592.29	1,200.00	0.30%
<i>Totals</i>						1,651,234.28	1,650,592.29	2,762.50	0.17%
<i>Grand Total</i>						47,165,384.99	47,130,325.40	33,006.22	0.07%

Gain or Loss amounts and transactions, as shown, may not reflect the amount to be used for income tax purposes.

LEXINGTON LOCAL SCHOOLS
INVESTMENT REPORT FOR THE MONTH ENDING
MAY 31, 2021

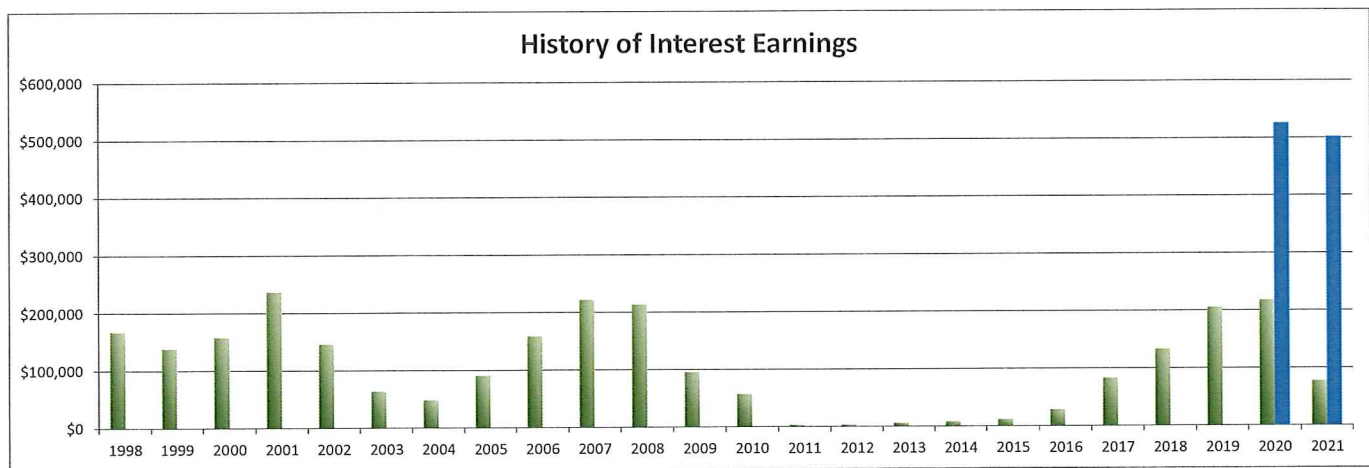
INTEREST EARNED:	THIS MONTH	FISCAL YEAR TO DATE
Richland Bank, General Sweep	\$56.61	\$946.31
Richland Bank, General MMA	\$294.82	\$3,892.26
Richland Bank, Anthem Sweep	\$19.22	\$400.36
Star Ohio	\$0.00	\$0.00
CDs, Bonds, and other investments	\$822.22	\$71,624.96
TOTAL INTEREST RECEIVED	\$1,192.87	\$76,863.89

INTEREST EARNED (LEX BOND ACCT)	THIS MONTH	FISCAL YEAR TO DATE
Richland Bank, General Sweep	\$0.00	\$0.00
Richland Bank, General MMA	\$0.00	\$0.00
Richland Bank, Anthem Sweep	\$0.00	\$0.00
Star Ohio	\$0.00	\$0.00
CDs, Bonds, and other investments	\$1,229.90	\$501,927.56
TOTAL INTEREST RECEIVED	\$1,229.90	\$501,927.56

History of Interest Earnings	Fiscal Year	Interest Earnings
	1998	\$ 167,057.52
	1999	\$ 138,113.69
	2000	\$ 157,991.72
	2001	\$ 236,839.79
	2002	\$ 146,052.34
	2003	\$ 63,712.36
	2004	\$ 47,970.95
	2005	\$ 90,719.94
	2006	\$ 158,724.51
	2007	\$ 221,998.86
	2008	\$ 213,660.34
	2009	\$ 95,639.63
	2010	\$ 56,860.22
	2011	\$ 3,001.78
	2012	\$ 3,090.00
	2013	\$ 5,758.97
	2014	\$ 8,349.92
	2015	\$ 11,765.22
	2016	\$ 28,300.22
	2017	\$ 83,194.26
	2018	\$ 133,582.49
	2019	\$ 205,588.68
	2020	\$ 218,228.66
FISCAL Year To Date	2021	\$76,863.89

Lex Bond Acct Interest Earnings	Fiscal Year	Interest Earnings
	2020	\$526,044.24
FISCAL Year To Date	2021	\$501,927.56

Total Interest Earnings 1998 to Present	\$ 2,573,065.96
--	------------------------



Reporting Period: May 2021 (FY 2021)
 As Of Period: 05/31/2021

6/2/21 2:13 PM

LEXINGTON LOCAL SCHOOLS
Cash Summary Report

Full Account Code	Description	Initial Cash	MTD Received	FYTD Received	MTD Expended	FYTD Expended	Fund Balance
001-0000	GENERAL FUND	\$ 9,139,919.40	\$ 976,531.03	\$ 23,674,408.92	\$ 1,909,584.73	\$ 22,238,792.25	\$ 10,575,536.07
001-9412	GENERAL BUDGET RESERVE SET- ASIDE-1%/BWC	87,928.97	0.00	0.00	0.00	0.00	87,928.97
002-0000	BOND RETIREMENT FUND	3,451,178.58	1,413.16	3,283,462.53	212.92	5,006,305.21	1,728,335.90
003-0000	PERMANENT IMPROVEMENT FUND	148,007.09	248.66	696,689.71	11,562.59	415,837.19	428,859.61
004-0000	LFI BUILDING FUND	10,873,689.78	222.51	98,430.43	449,954.69	2,445,492.91	8,526,627.30
006-0000	FOOD SERVICE FUND	3,725.01	92,384.63	633,991.33	72,341.28	645,527.90	(7,811.56)
007-9100	LEXINGTON MINUTEMEN ACADEMIC SCHOLARSHIP FUND	131,732.05	3,604.20	15,356.65	1,000.00	14,500.00	132,588.70
007-9800	TERRY McCAMMON SCHOLARSHIP FUND	13,463.82	1.71	5,253.94	0.00	0.00	18,717.76
010-0000	CLASSROOM FACILITIES CONSTRUCTION FUND	44,475,799.61	1,007.39	403,497.13	1,050,000.00	6,275,598.64	38,603,698.10
018-9100	HIGH SCHOOL PRINCIPAL'S FUND	704.30	1,013.50	5,545.88	437.21	2,685.24	3,564.94
018-9101	HIGH SCHOOL FLOWER FUND	59.00	0.00	0.00	0.00	65.00	(6.00)
018-9200	JUNIOR HIGH PRINCIPAL'S FUND	6,192.67	0.00	5.00	0.00	180.22	6,017.45
018-9300	EASTERN PRINCIPAL'S FUND	1,327.88	1,063.05	2,063.06	0.00	1,368.20	2,022.74
018-9301	EASTERN ELEMENTARY BOOKFAIR/BOXTOPS FUND	3,897.27	3,007.79	3,007.79	0.00	310.02	6,595.04
018-9302	EASTERN ELEMENTARY MATH	1,036.52	0.00	0.00	0.00	0.00	1,036.52
018-9303	EASTERN RUN CLUB	521.83	0.00	790.00	0.00	815.10	496.73
018-9400	CENTRAL PRINCIPAL'S FUND	9,360.43	36.00	1,830.21	116.00	2,500.00	8,690.64
018-9401	CENTRAL ELEMENTARY BOOKFAIR FUND	4,952.39	53.50	367.80	0.00	578.68	4,741.51
018-9402	CENTRAL ELEMENTARY ART	1,941.37	0.00	0.00	0.00	0.00	1,941.37
018-9500	WESTERN PRINCIPAL'S FUND	17,504.29	90.00	3,522.27	188.29	1,773.54	19,253.02
018-9501	WESTERN ELEMENTARY BOOKFAIR/BOXTOPS FUND	2,694.58	821.30	2,251.69	0.00	0.00	4,946.27
018-9503	WESTERN ELEMENTARY ART	1,986.42	0.00	0.00	0.00	0.00	1,986.42
018-9901	JUNIOR HIGH TEACHER ADVISORY FUND	109.25	0.00	0.00	0.00	0.00	109.25
019-9001	ACADEMIC BOOSTERS GRANTS	769.07	0.00	0.00	0.00	0.00	769.07
019-9121	CENTRAL ELEMENTARY PTO GRANTS	1,649.90	18.82	1,095.35	0.00	998.89	1,746.36
019-9122	EASTERN ELEMENTARY PTO GRANTS	1,301.33	18.80	1,095.26	0.00	0.00	2,396.59
019-9123	WESTERN ELEMENTARY PTO GRANTS	2,039.13	18.80	1,095.28	0.00	0.00	3,134.41
019-9200	RICHLAND COUNTY FOUNDATION GRANT PLAYGROUND	200.00	0.00	0.00	0.00	0.00	200.00
019-9218	RICH CO FOUND-WRITE STUFF STEAM KIT	52.93	0.00	0.00	0.00	0.00	52.93
019-9221	RICH CO FOUND-SCIENCE DISCOVERY BINS	0.95	0.00	0.00	0.00	0.00	0.95
019-9222	RICH CO FOUND-ONE BIG HAPPY FAMILY	0.00	0.00	688.74	0.00	686.33	2.41
019-9223	RICH CO FOUND-MAKER MAVEN STEM	0.00	0.00	1,250.00	0.00	1,250.00	0.00
019-9224	RICH CO FOUND-STEM SNAP CIRCUITS	0.00	0.00	1,478.21	0.00	1,411.85	66.36

Reporting Period: May 2021 (FY 2021)
 As Of Period: 05/31/2021

6/2/21 2:13 PM

LEXINGTON LOCAL SCHOOLS
Cash Summary Report

Full Account Code	Description	Initial Cash	MTD Received	FYTD Received	MTD Expended	FYTD Expended	Fund Balance
019-9301	RICH CO FOUND/SECO ROBOTICS GRANT (HEIMANN)	\$ 31.72	\$ 0.00	\$ 0.00	\$ 0.00	\$ 0.00	\$ 31.72
019-9302	RICH CO RETIRED TEACHERS ASSOC	150.00	0.00	0.00	0.00	0.00	150.00
022-9601	OHSAA TOURNAMENT AGENCY FUND	0.00	(5,404.41)	3,680.59	156.95	3,837.54	(156.95)
024-0000	EMPLOYEE BENEFITS FUND FOR MEDICAL/DENTAL	1,175,867.00	433,676.18	4,862,656.65	274,784.60	4,980,828.04	1,057,695.61
034-0000	OFCC PROJECT MAINTENANCE FUND	100,349.93	74.80	183,567.09	11.28	3,062.62	280,854.40
200-9101	HIGH SCHOOL ART CLUB	372.46	0.00	0.00	0.00	0.00	372.46
200-9102	HIGH SCHOOL DRAMA CLUB	23,990.34	1,103.00	1,469.00	0.00	40.00	25,419.34
200-9103	HIGH SCHOOL MATH CLUB	52.70	0.00	0.00	0.00	0.00	52.70
200-9104	HIGH SCHOOL LEADERSHIP COUNCIL	697.11	0.00	0.00	0.00	0.00	697.11
200-9105	HIGH SCHOOL FRENCH CLUB	334.75	0.00	30.00	0.00	0.00	364.75
200-9107	HIGH SCHOOL SPANISH CLUB	568.50	0.00	0.00	0.00	0.00	568.50
200-9108	HIGH SCHOOL LEO CLUB	2,168.50	0.00	0.00	0.00	115.88	2,052.62
200-9114	HIGH SCHOOL STUDENT COUNCIL FUND	2,286.95	573.00	973.00	0.00	0.00	3,259.95
200-9115	HIGH SCHOOL KEY CLUB	1,605.60	0.00	500.25	0.00	490.00	1,615.85
200-9116	HIGH SCHOOL CHESS CLUB	321.00	0.00	0.00	0.00	0.00	321.00
200-9119	HIGH SCHOOL YEARBOOK FUND	44,489.20	180.00	11,564.00	0.00	1,167.74	54,885.46
200-9120	HIGH SCHOOL JOURNALISM FUND	505.44	0.00	0.00	0.00	0.00	505.44
200-9121	HIGH SCHOOL NATIONAL HONOR SOCIETY	200.98	0.00	1,379.50	371.20	1,631.33	(50.85)
200-9201	JUNIOR HIGH ART CLUB	541.33	0.00	178.15	0.00	0.00	719.48
200-9204	JUNIOR HIGH STUDENT COUNCIL FUND	1,890.27	0.00	0.00	0.00	0.00	1,890.27
200-9205	JUNIOR HIGH LIBRARY CLUB	77.65	0.00	0.00	0.00	0.00	77.65
200-9301	EASTERN ELEMENTARY STUDENT ACTIVITY FUND	1,214.93	56.00	639.70	477.75	731.40	1,123.23
200-9302	EASTERN ELEMENTARY ROBOTICS FUND	575.16	0.00	0.00	0.00	0.00	575.16
200-9611	HIGH SCHOOL INFORMED TEENS FUND	903.63	0.00	0.00	0.00	0.00	903.63
200-9612	JUNIOR HIGH INFORMED TEENS FUND	544.18	15.00	547.70	0.00	0.00	1,091.88
300-9115	JAZZ BAND	1,512.61	0.00	0.00	0.00	0.00	1,512.61
300-9116	CHOIR	1,284.95	0.00	0.00	0.00	0.00	1,284.95
300-9206	JUNIOR HIGH PHYS ED DEPARTMENT FUND	3,458.59	0.00	150.00	0.00	386.23	3,222.36
300-9210	JR HIGH INSTRUMENTAL	41.03	0.00	0.00	0.00	0.00	41.03
300-9600	ATHLETIC FUND	4,900.51	5,979.41	119,086.33	4,440.97	130,384.31	(6,397.47)
300-9601	ATHLETIC CAPITAL FUND	52,000.00	0.00	25,000.00	0.00	0.00	77,000.00
300-9602	ORCHESTRA	63.22	0.00	0.00	0.00	0.00	63.22
300-9603	ELEMENTARY MUSIC	1,572.09	0.00	0.00	0.00	0.00	1,572.09
300-9605	BAND	232.95	0.00	0.00	0.00	0.00	232.95
451-9021	Network Connectivity FY 2021	0.00	0.00	9,000.00	0.00	9,000.00	0.00

Reporting Period: May 2021 (FY 2021)
 As Of Period: 05/31/2021

6/2/21 2:13 PM

LEXINGTON LOCAL SCHOOLS
Cash Summary Report

Full Account Code	Description	Initial Cash	MTD Received	FYTD Received	MTD Expended	FYTD Expended	Fund Balance
467-0000	STUDENT WELLNESS AND SUCCESS FUND	\$ 20,850.80	\$ 0.00	\$ 410,490.45	\$ 46,534.32	\$ 340,154.30	\$ 91,186.95
499-9021	SCHOOL SAFETY GRANT FY21	0.00	0.00	12,100.92	0.00	12,100.92	0.00
499-9121	SCHOOL BUS PURCHASE PROGRAM	0.00	0.00	42,925.71	0.00	42,925.71	0.00
507-9021	ESSER FUNDING FY21	(213,871.66)	0.00	234,267.13	592.05	23,763.52	(3,368.05)
507-9921	ESSER II FUNDING	0.00	0.00	0.00	199,804.70	703,410.36	(703,410.36)
510-9021	CRF FUNDING FY21	0.00	0.00	118,824.75	0.00	118,824.75	0.00
516-9020	IDEA-B SPECIAL EDUCATION FY20	(26,833.11)	0.00	34,158.24	0.00	7,325.13	0.00
516-9021	IDEA-B SPECIAL EDUCATION FY21	0.00	41,684.84	397,126.51	32,196.10	397,902.79	(776.28)
572-9020	TITLE I FY20	(24,246.86)	0.00	34,683.37	0.00	10,436.51	0.00
572-9021	TITLE I FY21	0.00	0.00	210,313.14	22,081.18	242,205.36	(31,892.22)
572-9921	EOEC	0.00	5,695.32	5,695.32	0.00	5,695.32	0.00
587-9020	EARLY CHILDHOOD SPECIAL EDUCATION IDEA FY20	(3,304.44)	0.00	3,304.44	0.00	0.00	0.00
587-9021	EARLY CHILDHOOD SPECIAL EDUCATION IDEA FY21	0.00	1,152.98	15,103.42	946.86	15,103.42	0.00
590-9021	TITLE II-A IMPROVING TEACHER QUALITY FY21	0.00	96.48	53,032.99	(849.28)	53,032.99	0.00
599-9021	TITLE IV FY21	0.00	0.00	21,379.95	0.00	21,379.95	0.00
599-9921	RICHLAND COUNTY MOBILE HOT SPOT GRANT	0.00	0.00	20,800.00	0.00	18,679.04	2,120.96
Grand Total		\$ 69,561,145.83	\$ 1,566,437.45	\$ 35,671,805.48	\$ 4,076,946.39	\$ 44,201,292.33	\$ 61,031,658.98

5

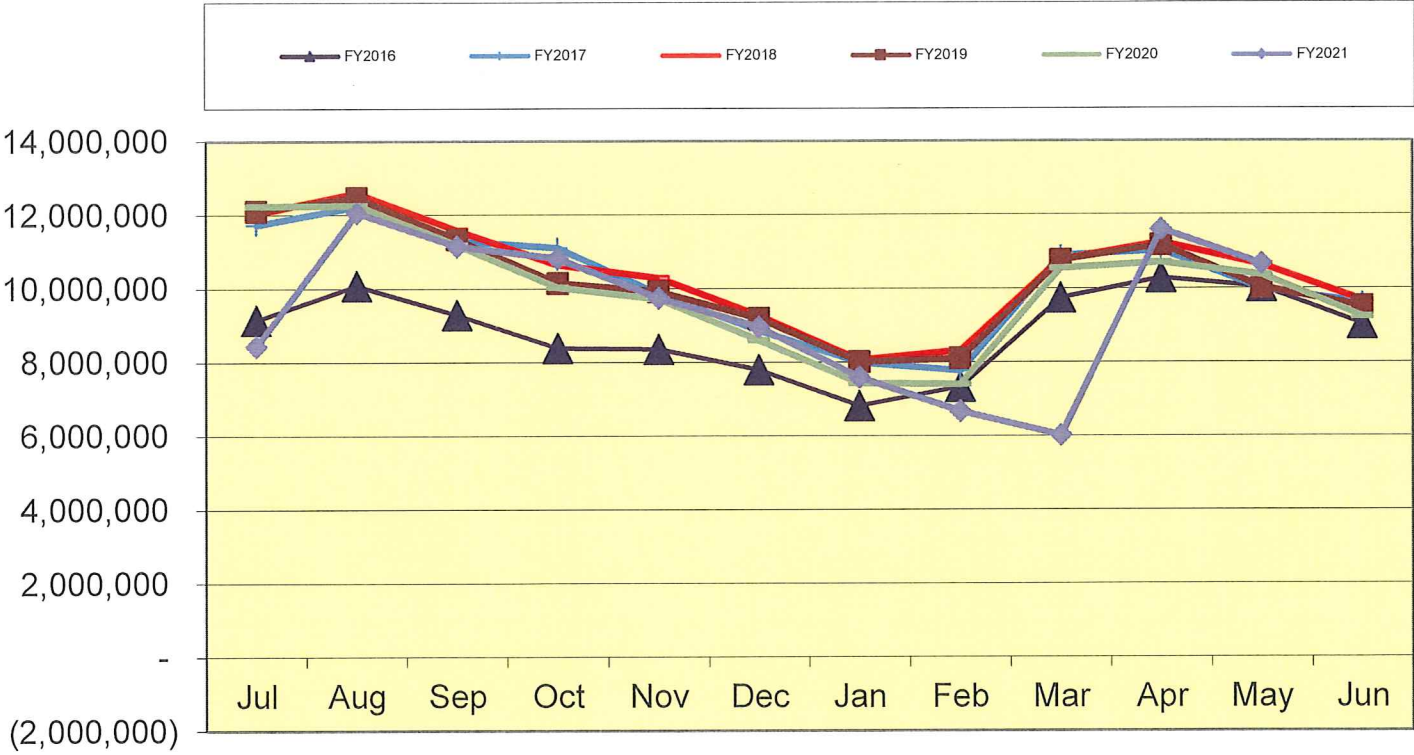
**LEXINGTON LOCAL SCHOOL DISTRICT
GENERAL FUND ONLY 2020-2021
SUMMARY OF RECEIPTS AND EXPENDITURES - FIVE YEAR FORECAST FORMAT**

LINE	DESCRIPTION	5/31/2021	FISCAL YEAR TO DATE Estimate	FISCAL YEAR TO DATE Actual	VARIANCE Estimate vs. Actual	PERCENT of VARIANCE
LINE 7.010	BEGINNING CASH BALANCE			\$ 9,227,848		
REVENUES						
LINE 1.010	Real Estate Tax	\$ 11,249,272	\$ 11,292,852	\$43,580	0.39%	
LINE 1.020	Personal Property Tax	\$ 877,470	\$ 878,553	\$1,083	0.12%	
LINE 1.030	Income Tax	\$ -	\$ -	\$0		
LINE 1.035	State Funding	\$ 9,453,363	\$ 9,594,145	\$140,782	1.49%	
LINE 1.040	Career Tech / Economic Disadv.	\$ 77,012	\$ 68,233	(\$8,779)	-11.40%	
LINE 1.050	Property Tax Allocation	\$ 900,490	\$ 896,223	(\$4,267)	-0.47%	
LINE 1.060	Other Operating Revenue	\$ 541,849	\$ 541,850	\$1	0.00%	
LINE 1.070	TOTAL REVENUE	\$ 23,099,456	\$ 23,271,856	\$172,400	0.75%	
EXPENSES						
LINE 2.01	Proceeds from Notes	\$ -	\$ -	\$0		
LINE 2.04	Transfers In	\$ -	\$ -	\$0		
LINE 2.050	Advances In	\$ -	\$ -	\$0	#DIV/0!	
LINE 2.060	Other Financing Sources	\$ 397,369	\$ 402,552	\$5,183	1.30%	
LINE 2.070	TOTAL OTHER SOURCES	\$ 397,369	\$ 402,552	\$5,183	1.30%	
LINE 2.080	TOTAL REVENUES & Sources	\$ 23,496,825	\$ 23,674,408	\$177,583	0.76%	
EXPENSES						
LINE 3.010	Salaries	\$ 12,149,786	\$ 11,731,786	\$418,000	3.44%	
LINE 3.020	Retirement and Benefits	\$ 6,252,880	\$ 6,166,586	\$86,294	1.38%	
LINE 3.030	Purchased Services	\$ 3,626,845	\$ 3,440,917	\$185,928	5.13%	
LINE 3.040	Supplies and Materials	\$ 666,269	\$ 587,905	\$78,364	11.76%	
LINE 3.050	Capital Outlay and Equipment	\$ 48,063	\$ 29,794	\$18,269	38.01%	
LINE 3.06	INTERGOVERNMENTAL	\$ -	\$ -	\$0		
LINE 4.020	DEBT SERVICE - Notes	\$ -	\$ -	\$0		
LINE 4.060	DEBT SERVICE - Interest charges	\$ -	\$ -	\$0		
LINE 4.300	Other Objects	\$ 290,384	\$ 281,804	\$8,580	2.95%	
LINE 4.500	TOTAL EXPENDITURES	\$ 23,034,227	\$ 22,238,792	\$795,435	3.45%	
LINE 5.00	TRANSFERS OUT	\$ -	\$ -	\$0		
LINE 5.02	ADVANCES OUT	\$ -	\$ -	\$0		
LINE 5.03	ALL OTHER USES	\$ -	\$ -	\$0		
LINE 5.040	TOTAL OTHER USES	\$ -	\$ -	\$0		
LINE 5.050	TOTAL EXPENDITURES & USES	\$ 23,034,227	\$ 22,238,792	\$795,435	3.45%	
		Estimate	Actual	Variance		
LINE 6.010	REVENUES OVER EXPENSES	\$ 462,598	\$ 1,435,616	\$973,018		
LINE 7.020	ENDING CASH BALANCE	\$ 9,690,446	\$ 10,663,464	\$973,018		
	Less Reserves	\$ (87,929)	\$ (87,929)	\$ -		
LINE 8.010	Less Outstanding Encumbrances	\$ (450,000)	\$ (813,046)	\$ (363,046)	80.68%	
LINE 15.010	Unreserved Fund Balance	\$ 9,152,517	\$ 9,762,489	\$609,972	6.66%	
		Estimate	Actual	Benchmark Yr. End		
	Salaries/Benefits as % of Revenue	79.7%	76.9%	80.1% or below		
	True Days Cash - Calendar Days on which can operate	133	147	90 or above optimal		

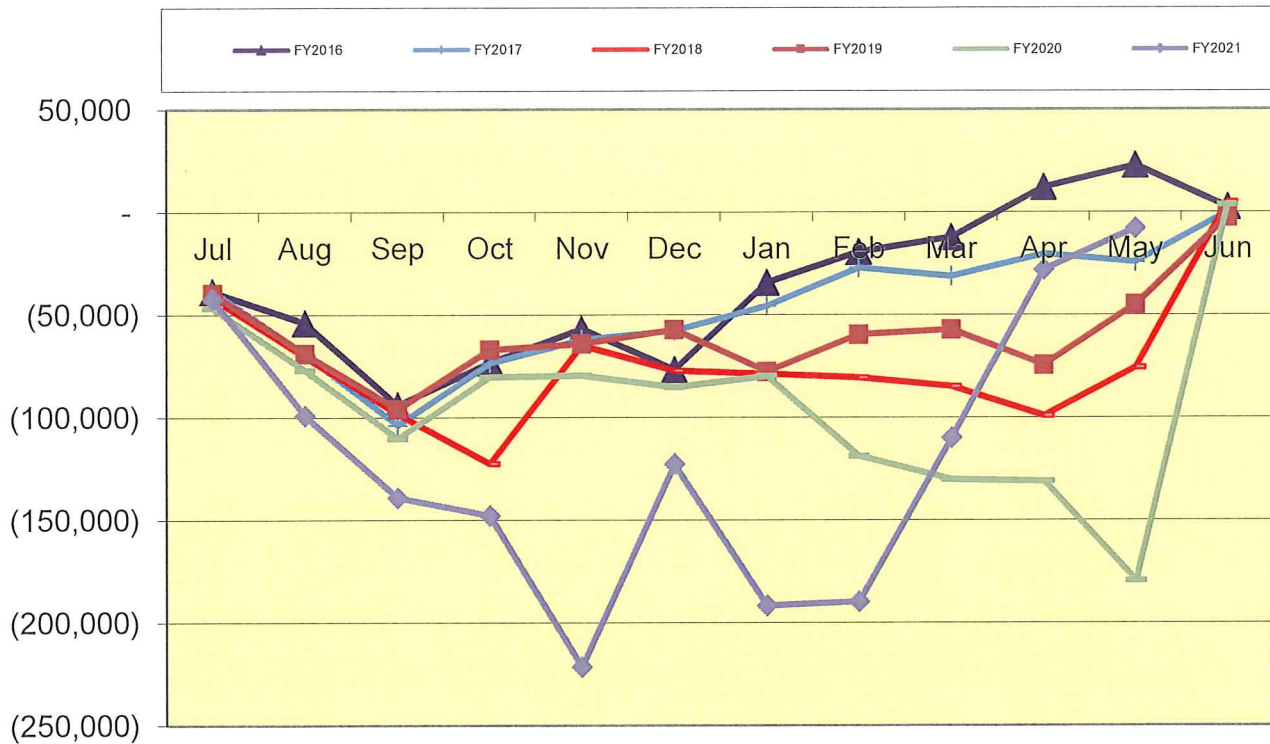
LEXINGTON LOCAL SCHOOLS
Spending Plan Summary

ODE Line Number	Monthly Estimate	Monthly Actual	Monthly Difference	FYTD Estimate	FYTD Actual	FYTD Difference
01.010 General Property (Real Estate)	\$ 0.00	\$ 5,034.57	\$ 5,034.57	\$ 11,249,272.00	\$ 11,292,852.31	\$ 43,580.31
01.020 Tangible Personal Property Tax	0.00	70.68	70.68	877,470.00	878,552.92	1,082.92
01.030 Income Tax	0.00	0.00	0.00	0.00	0.00	0.00
01.035 Unrestricted Grants-in-Aid	854,768.00	854,768.72	0.72	9,453,363.00	9,594,145.15	140,782.15
01.040 Restricted Grants-in-Aid	15,000.00	6,203.02	(8,796.98)	77,012.00	68,233.22	(8,778.78)
01.045 Restricted Federal Grants-in-Aid - SFSF	0.00	0.00	0.00	0.00	0.00	0.00
01.050 Property Tax Allocation	0.00	0.00	0.00	900,490.00	896,223.05	(4,266.95)
01.060 All Other Operating Revenue	105,271.00	105,271.19	0.19	541,849.00	541,850.40	1.40
01.070 Total Revenue	975,039.00	971,348.18	(3,690.82)	23,099,456.00	23,271,857.05	172,401.05
02.010 Proceeds from Sale of Notes	0.00	0.00	0.00	0.00	0.00	0.00
02.020 State Emergency Loans & Advancements (Approved)	0.00	0.00	0.00	0.00	0.00	0.00
02.040 Operating Transfers-In	0.00	0.00	0.00	0.00	0.00	0.00
02.050 Advances-In	0.00	0.00	0.00	0.00	0.00	0.00
02.060 All Other Financial Sources	0.00	5,182.85	5,182.85	397,369.00	402,551.87	5,182.87
02.070 Total Other Financing Sources	0.00	5,182.85	5,182.85	397,369.00	402,551.87	5,182.87
02.080 Total Revenues and Other Financing Sources	975,039.00	976,531.03	1,492.03	23,496,825.00	23,674,408.92	177,583.92
03.010 Personal Services	1,125,000.00	954,387.36	(170,612.64)	12,149,786.00	11,731,786.19	(417,999.81)
03.020 Employees' Retirement/Insurance Benefits	551,382.00	551,381.56	(0.44)	6,252,880.00	6,166,585.83	(86,294.17)
03.030 Purchased Services	365,000.00	355,139.22	(9,860.78)	3,626,845.00	3,440,917.02	(185,927.98)
03.040 Supplies and Materials	30,000.00	43,724.65	13,724.65	666,269.00	587,904.58	(78,364.42)
03.050 Capital Outlay	1,096.00	0.00	(1,096.00)	48,063.00	29,794.42	(18,268.58)
03.060 Intergovernmental	0.00	0.00	0.00	0.00	0.00	0.00
04.010 Debt Service: All Principal (Historical)	0.00	0.00	0.00	0.00	0.00	0.00
04.020 Debt Service: Principal-Notes	0.00	0.00	0.00	0.00	0.00	0.00
04.030 Debt Service: Principal - State Loans	0.00	0.00	0.00	0.00	0.00	0.00
04.040 Debt Service: Principal - State Advancements	0.00	0.00	0.00	0.00	0.00	0.00
04.050 Debt Service: Principal - HB 264 Loans	0.00	0.00	0.00	0.00	0.00	0.00
04.055 Debt Service: Principal - Other	0.00	0.00	0.00	0.00	0.00	0.00
04.060 Debt Service: Interest and Fiscal Charges	0.00	0.00	0.00	0.00	0.00	0.00
04.300 Other Objects	6,000.00	4,951.94	(1,048.06)	290,384.00	281,804.21	(8,579.79)
04.500 Total Expenditures	2,078,478.00	1,909,584.73	(168,893.27)	23,034,227.00	22,238,792.25	(795,434.75)
05.010 Operational Transfers - Out	0.00	0.00	0.00	0.00	0.00	0.00
05.020 Advances - Out	0.00	0.00	0.00	0.00	0.00	0.00
05.030 All Other Financing Uses	0.00	0.00	0.00	0.00	0.00	0.00
05.040 Total Other Financing Uses	0.00	0.00	0.00	0.00	0.00	0.00
05.050 Total Expenditure and Other Financing Uses	2,078,478.00	1,909,584.73	(168,893.27)	23,034,227.00	22,238,792.25	(795,434.75)
06.010 Excess Rev & Oth Financing Sources over(under) Exp & Oth F	(1,103,439.00)	(933,053.70)	170,385.30	462,598.00	1,435,616.67	973,018.67
07.010 Cash Balance-July1 -Excluding Proposed Renew/Replace & New	0.00	11,596,518.74	11,596,518.74	9,227,848.37	9,227,848.37	0.00
07.020 Cash Balance June 30	(1,103,439.00)	10,663,465.04	11,766,904.04	9,690,446.37	10,663,465.04	973,018.67
08.010 Estimated Encumbrances June 30	(300,000.00)	813,046.12	1,113,046.12	450,000.00	813,046.12	363,046.12

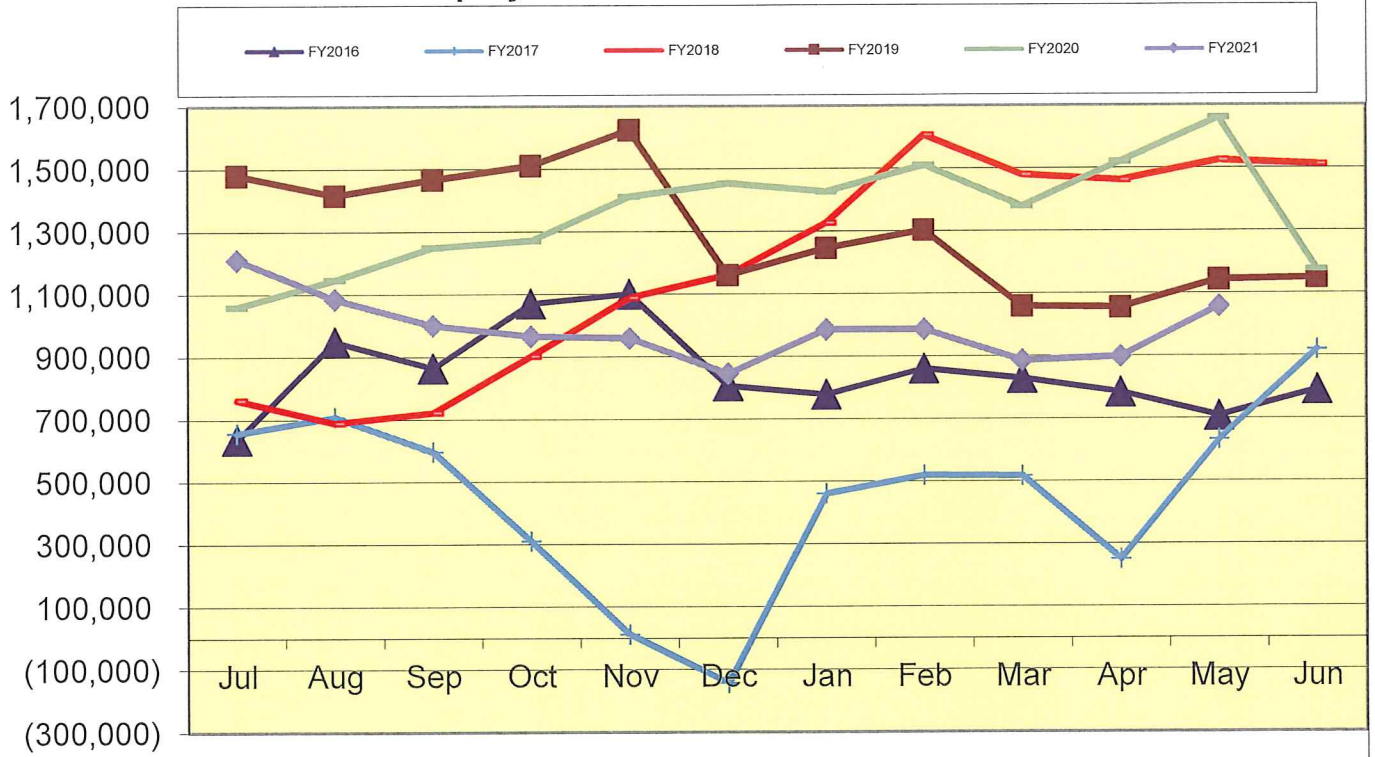
Lexington Local Schools General Fund Cash Balance



Lexington Local Schools Food Service Fund Cash Balance



Lexington Local Schools Employee Benefits Fund Cash Balance



Lexington Local Schools

**Permanent Improvement Fund
5/31/2021**

	Budgeted Amount	Actual Fiscal Year Expended	Current Encumbrances	Expenses / Encumbrances Over/Under Estimate	Remaining Estimated PI Project Costs
Instruction and Administration					
Western Elementary Equipment/Materials	\$ 8,765.81	\$ 8,700.20	\$ 28.68	\$36.93	\$36.93
Central Elementary Equipment/Materials	\$ 2,190.60	\$ 370.69	\$ 446.70	\$1,373.21	\$1,373.21
Eastern Elementary Equipment/Materials	\$ 159.08	\$ 159.08	\$ -	\$0.00	\$0.00
Eastern Vocab Power Plus	\$ 2,424.93	\$ -	\$ -	\$2,424.93	\$2,424.93
Central PE Equipment	\$ 1,000.00	\$ -	\$ -	\$1,000.00	\$1,000.00
Central Tables	\$ 356.36	\$ -	\$ -	\$356.36	\$356.36
Western Office Chair	\$ 204.60	\$ 204.60	\$ -	\$0.00	\$0.00
Western Teacher Chair	\$ 223.94	\$ 211.86	\$ -	\$12.08	\$12.08
Office Furniture	\$ 1,614.00	\$ 1,614.00	\$ -	\$0.00	\$0.00
Central Shelving	\$ 604.58	\$ 577.84	\$ -	\$26.74	\$26.74
Central Desk Open Front	\$ 344.92	\$ 344.92	\$ -	\$0.00	\$0.00
Central Classroom Chair	\$ 708.00	\$ -	\$ 708.00	\$0.00	\$0.00
Western Portable Screenflex Partition	\$ 1,706.99	\$ 1,706.99	\$ -	\$0.00	\$0.00
JH/HS Music Stands	\$ 2,700.00	\$ 2,700.00	\$ -	\$0.00	\$0.00
Maintenance					
New Road Salt Storage	\$ 14,000.00	\$ 9,221.02	\$ 4,778.98	\$0.00	\$0.00
Elementary A/C	\$ 19,795.88	\$ 19,795.88	\$ -	\$0.00	\$0.00
Maintenance Sanitizer Sprayers	\$ 6,039.30	\$ 1,917.91	\$ 1,600.00	\$2,521.39	\$2,521.39
Electrostatic Sanitizer Sprayers	\$ 1,600.00	\$ 1,600.00	\$ -	\$0.00	\$0.00
HS Fencing	\$ 7,740.00	\$ 7,740.00	\$ -	\$0.00	\$0.00
Maintenance Tractor w/Dump Bed Kit	\$ 11,391.00	\$ -	\$ 11,391.00	\$0.00	\$0.00
Maintenance Water Wheel	\$ 9,266.00	\$ 9,266.00	\$ -	\$0.00	\$0.00
Transportation					
New bus	\$ 50,923.29	\$ 46,923.29	\$ -	\$4,000.00	\$4,000.00
Electrostatic Sanitizer Sprayers	\$ 1,600.00	\$ -	\$ 1,600.00	\$0.00	\$0.00
Bus Fuel Tank	\$ 9,048.00	\$ 9,048.00	\$ -	\$0.00	\$0.00
New Portable Radios	\$ 1,632.00	\$ -	\$ 1,632.00	\$0.00	\$0.00
Bus Fuel Tank Removal and Installation	\$ 40,000.00	\$ -	\$ 40,000.00	\$0.00	\$0.00
Technology					
Computers, servers, tech equip., etc.	\$ 350,000.00	\$ 264,571.77	\$ 5,306.02	\$80,122.21	\$80,122.21
Food Service					
Food Service Equipment	\$ 3,880.00	\$ 3,920.00	\$ -	(\$40.00)	\$0.00
Athletics and Student Activities					
HS Athletics Equipment	\$ 39,200.00	\$ 11,733.98	\$ 24,392.26	\$3,073.76	\$0.00
Athletics Fencing	\$ 1,411.75	\$ 1,411.75	\$ -	\$0.00	\$0.00
Fees					
Tax Collection Fees	\$ 14,500.00	\$ 12,097.41	\$ -	\$2,402.59	\$2,402.59
Totals					
	\$ 605,031.03	\$ 415,837.19	\$ 91,883.64	\$97,310.20	\$94,276.44
Total Budgeted	\$ 605,031.03				
Actual Cash Balance 7/1/20	\$ 148,007.09				
Revenues FY21 - Taxes from levy	\$ 696,689.71				
Expenditures FY21	\$ (415,837.19)				
Current Cash Balance	\$428,859.61				
Current Encumbrances	\$ (91,883.64)				
Available Balance	\$336,975.97				

Remaining Estimated Revenues FY21 - Taxes from levy	\$ -
Less: Remaining Estimated PI Project Costs	(\$94,276.44)
6/30/21 Estimated Carryover	\$ 242,699.53

Lexington Local Schools

Food Service Fund 2020-21 vs. 2019-2020 vs. 2018-2019

							Beginning Balance 7/1/20	\$ 3,725
2020-2021 Through 5/31/21								
<i>Revenues</i>	District-Wide	High School	Junior High	Eastern	Central	Western	Total	
Student Type A, Ezpay, Misc	\$ -	\$ (2,238)	\$ (467)	\$ (370)	\$ 893	\$ 434	\$ (1,748)	
Student Break, Milk & A La Carte	\$ -	\$ 15,809	\$ 4,625	\$ 4,627	\$ 3,222	\$ 1,700	\$ 29,983	
Adult & Misc revenues	\$ 3,963	\$ 2,216	\$ 868	\$ 954	\$ 439	\$ 77	\$ 8,517	
State Reimb	\$ -	\$ 1,279	\$ 1,002	\$ 1,228	\$ 1,248	\$ 1,037	\$ 5,794	
Federal Reimb	\$ -	\$ 131,785	\$ 102,069	\$ 126,102	\$ 126,726	\$ 104,764	\$ 591,446	
Transfer In	\$ -	\$ -	\$ -	\$ -	\$ -	\$ -	\$ -	
Total Revenues	\$ 3,963	\$ 148,851	\$ 108,097	\$ 132,541	\$ 132,528	\$ 108,012	\$ 633,992	
<i>Expenses</i>								
Wages	\$ 37,525	\$ 82,873	\$ 45,582	\$ 35,181	\$ 27,366	\$ 27,392	\$ 255,919	
Severance	\$ -	\$ -	\$ -	\$ -	\$ -	\$ -	\$ -	
Retirement	\$ 9,959	\$ 17,849	\$ 6,373	\$ 8,277	\$ 5,560	\$ 4,643	\$ 52,661	
Medical	\$ 19,813	\$ 48,199	\$ 15,177	\$ 33,022	\$ 12,592	\$ -	\$ 128,803	
Life, Dent, MC, WC	\$ 1,161	\$ 2,919	\$ 2,158	\$ 1,409	\$ 827	\$ 349	\$ 8,823	
Purch Serv, Repairs, Phone, Post:	\$ 2,434	\$ 830	\$ 579	\$ 1,617	\$ 674	\$ 320	\$ 6,454	
Supplies	\$ 6,229	\$ 74,065	\$ 25,900	\$ 40,169	\$ 17,009	\$ 29,496	\$ 192,868	
Food Costs	\$ -	\$ -	\$ -	\$ -	\$ -	\$ -	\$ -	
Equipment	\$ -	\$ -	\$ -	\$ -	\$ -	\$ -	\$ -	
Other Costs	\$ -	\$ -	\$ -	\$ -	\$ -	\$ -	\$ -	
Total Expenses	\$ 77,121	\$ 226,735	\$ 95,769	\$ 119,675	\$ 64,028	\$ 62,200	\$ 645,528	
Net Gain (Loss)	\$ (73,158)	\$ (77,884)	\$ 12,328	\$ 12,866	\$ 68,500	\$ 45,812	\$ (11,536)	
							Ending Cash Balance 5/31/21	\$ (7,811)

							Beginning Balance 7/1/19	\$ (2,391)
2019-2020 Through 5/31/20								
<i>Revenues</i>	District-Wide	High School	Junior High	Eastern	Central	Western	Total	
Student Type A, Ezpay, Misc	\$ -	\$ 60,867	\$ 29,304	\$ 33,404	\$ 32,296	\$ 22,850	\$ 178,721	
Student Break, Milk & A La Carte	\$ -	\$ 29,956	\$ 8,885	\$ 8,119	\$ 5,951	\$ 5,158	\$ 58,069	
Adult & Misc revenues	\$ 3,675	\$ 3,946	\$ 884	\$ 1,650	\$ 1,260	\$ 1,065	\$ 12,480	
State Reimb	\$ -	\$ 1,092	\$ 772	\$ 1,258	\$ 1,104	\$ 742	\$ 4,968	
Federal Reimb	\$ -	\$ 52,514	\$ 37,161	\$ 60,518	\$ 53,087	\$ 35,717	\$ 238,997	
Transfer In	\$ -	\$ -	\$ -	\$ -	\$ -	\$ -	\$ -	
Total Revenues	\$ 3,675	\$ 148,375	\$ 77,006	\$ 104,949	\$ 93,698	\$ 65,532	\$ 493,235	
<i>Expenses</i>								
Wages	\$ 45,347	\$ 100,784	\$ 54,011	\$ 40,133	\$ 31,963	\$ 32,894	\$ 305,132	
Severance	\$ -	\$ -	\$ -	\$ -	\$ -	\$ -	\$ -	
Retirement	\$ 10,988	\$ 16,798	\$ 7,683	\$ 9,857	\$ 5,531	\$ 5,786	\$ 56,643	
Medical	\$ 23,697	\$ 43,681	\$ 15,035	\$ 32,714	\$ 11,469	\$ -	\$ 126,596	
Life, Dent, MC, WC	\$ 1,483	\$ 3,657	\$ 2,477	\$ 1,715	\$ 1,060	\$ 596	\$ 10,988	
Purch Serv, Repairs, Phone, Post:	\$ 2,578	\$ 5,809	\$ 999	\$ 594	\$ 1,688	\$ 5,833	\$ 17,501	
Supplies	\$ 3,702	\$ -	\$ -	\$ -	\$ -	\$ -	\$ 3,702	
Food Costs	\$ -	\$ 57,704	\$ 25,806	\$ 40,813	\$ 14,056	\$ 11,280	\$ 149,659	
Equipment	\$ -	\$ -	\$ -	\$ -	\$ -	\$ -	\$ -	
Other Costs	\$ -	\$ -	\$ -	\$ -	\$ -	\$ -	\$ -	
Total Expenses	\$ 87,795	\$ 228,433	\$ 106,011	\$ 125,826	\$ 65,767	\$ 56,389	\$ 670,221	
Net Gain (Loss)	\$ (84,120)	\$ (80,058)	\$ (29,005)	\$ (20,877)	\$ 27,931	\$ 9,143	\$ (176,986)	
							Ending Cash Balance 5/31/20	\$ (179,372)

							Beginning Balance 7/1/18	\$ 4,848
2018-2019 Through 5/31/19								
<i>Revenues</i>	District-Wide	High School	Junior High	Eastern	Central	Western	Total	
Student Type A, Ezpay, Misc	\$ -	\$ 87,169	\$ 41,905	\$ 45,445	\$ 38,520	\$ 32,627	\$ 245,666	
Student Break, Milk & A La Carte	\$ -	\$ 49,445	\$ 14,934	\$ 9,955	\$ 7,323	\$ 6,386	\$ 88,043	
Adult & Misc revenues	\$ 8,116	\$ 4,452	\$ 863	\$ 2,020	\$ 1,446	\$ 1,213	\$ 18,110	
State Reimb	\$ -	\$ 1,190	\$ 865	\$ 1,515	\$ 974	\$ 865	\$ 5,409	
Federal Reimb	\$ -	\$ 55,869	\$ 40,466	\$ 70,507	\$ 45,684	\$ 40,704	\$ 253,230	
Transfer In	\$ -	\$ -	\$ -	\$ -	\$ -	\$ -	\$ -	
Total Revenues	\$ 8,116	\$ 198,125	\$ 99,033	\$ 129,442	\$ 93,947	\$ 81,795	\$ 610,458	
<i>Expenses</i>								
Wages	\$ 44,458	\$ 103,103	\$ 51,418	\$ 37,110	\$ 32,764	\$ 32,356	\$ 301,209	
Severance	\$ -	\$ -	\$ -	\$ -	\$ -	\$ -	\$ -	
Retirement	\$ 10,699	\$ 17,539	\$ 8,875	\$ 8,743	\$ 6,135	\$ 5,558	\$ 57,549	
Medical	\$ 24,198	\$ 39,076	\$ 17,296	\$ 29,162	\$ 6,701	\$ -	\$ 116,433	
Life, Dent, MC, WC	\$ 1,448	\$ 3,701	\$ 2,313	\$ 1,614	\$ 1,118	\$ 631	\$ 10,825	
Purch Serv, Repairs, Phone, Post:	\$ 2,823	\$ 1,167	\$ 1,507	\$ 657	\$ 472	\$ 595	\$ 7,221	
Supplies	\$ 3,917	\$ 59,230	\$ 30,565	\$ 46,422	\$ 13,635	\$ 13,043	\$ 166,812	
Food Costs	\$ -	\$ -	\$ -	\$ -	\$ -	\$ -	\$ -	
Equipment	\$ 132	\$ -	\$ -	\$ -	\$ -	\$ -	\$ 132	
Other Costs	\$ -	\$ -	\$ -	\$ -	\$ -	\$ -	\$ -	
Total Expenses	\$ 87,675	\$ 223,816	\$ 111,974	\$ 123,708	\$ 60,825	\$ 52,183	\$ 660,181	
Net Gain (Loss)	\$ (79,559)	\$ (25,691)	\$ (12,941)	\$ 5,734	\$ 33,122	\$ 29,612	\$ (49,723)	
							Ending Cash Balance 5/31/19	\$ (44,875)

Start Date: 5/1/2021

End Date: 5/31/2021

LEXINGTON LOCAL SCHOOLS Disbursement Summary Report

Reference Number	Check Number	Type	Date	Name	Vendor #	Status	Reconcile Date	Void Date	Amount
37703	89698	ACCOUNTS_P AYABLE	5/11/2021	POST MASTER	918	RECONCILED	5/18/2021		\$ 220.00
37704	89699	ACCOUNTS_P AYABLE	5/11/2021	RICHLAND COUNTY DEPARTMEN T OF	9866	RECONCILED	5/12/2021		1,578.48
37705	89700	ACCOUNTS_P AYABLE	5/11/2021	RICHLAND COUNTY DEPARTMEN T OF	9866	RECONCILED	5/12/2021		435.18
37714	89701	ACCOUNTS_P AYABLE	5/12/2021	CULLIGAN QUALITY WATER	610	RECONCILED	5/18/2021		37.00
37709	89702	ACCOUNTS_P AYABLE	5/12/2021	ALFRED NICKLES BAKERY	613	RECONCILED	5/18/2021		826.13
37748	89703	ACCOUNTS_P AYABLE	5/12/2021	SHERWIN- WILLIAMS CO.	741	RECONCILED	5/24/2021		121.94
37723	89704	ACCOUNTS_P AYABLE	5/12/2021	TREASURER, STATE OF OHIO	773	RECONCILED	5/26/2021		68.25
37756	89705	ACCOUNTS_P AYABLE	5/12/2021	PHOTORAMA LLC	1028	OUTSTANDIN G			155.00
37712	89706	ACCOUNTS_P AYABLE	5/12/2021	AWARDSMIT H	1370	RECONCILED	5/20/2021		1,274.50
37750	89707	ACCOUNTS_P AYABLE	5/12/2021	J & B ACCOUSTICA L	1555	RECONCILED	5/17/2021		70.00
37737	89708	ACCOUNTS_P AYABLE	5/12/2021	ASHLAND UNIVERSITY	2793	RECONCILED	5/20/2021		1,029.50
37735	89709	ACCOUNTS_P AYABLE	5/12/2021	ORIENTAL TRADING COMPANY, INC.	5777	RECONCILED	5/18/2021		119.94
37724	89710	ACCOUNTS_P AYABLE	5/12/2021	GRAINGER	5843	RECONCILED	5/18/2021		287.43
37747	89711	ACCOUNTS_P AYABLE	5/12/2021	WORNER ROOFING COMPANY	6035	RECONCILED	5/17/2021		2,848.00
37706	89712	ACCOUNTS_P AYABLE	5/12/2021	BAKER VEHICLE SYSTEMS, INC.	6088	RECONCILED	5/18/2021		9,289.34
37728	89713	ACCOUNTS_P AYABLE	5/12/2021	SANDRA WEBER	6168	OUTSTANDIN G			660.00
37732	89714	ACCOUNTS_P AYABLE	5/12/2021	DIANE EIFRID	6217	RECONCILED	5/17/2021		1,764.10
37721	89715	ACCOUNTS_P AYABLE	5/12/2021	CLEARWATE R SYSTEMS	6230	RECONCILED	5/20/2021		129.20
37726	89716	ACCOUNTS_P AYABLE	5/12/2021	CARDINAL BUS SALES & SERVICE	6515	RECONCILED	5/18/2021		416.82
37715	89717	ACCOUNTS_P AYABLE	5/12/2021	JULIE DETLEF	7178	RECONCILED	5/17/2021		660.00
37751	89718	ACCOUNTS_P AYABLE	5/12/2021	ANNETTE RUSH	7536	OUTSTANDIN G			285.00
37741	89719	ACCOUNTS_P AYABLE	5/12/2021	U.S. AWARDS, INC.	7712	RECONCILED	5/20/2021		209.00
37739	89720	ACCOUNTS_P AYABLE	5/12/2021	JENI HOUSTON	8191	RECONCILED	5/17/2021		85.79
37731	89721	ACCOUNTS_P AYABLE	5/12/2021	KELL ACE HARDWARE	8329	RECONCILED	5/25/2021		136.12
37743	89722	ACCOUNTS_P AYABLE	5/12/2021	WOLFF BROS.	8585	RECONCILED	5/21/2021		2.83

Start Date: 5/1/2021

End Date: 5/31/2021

LEXINGTON LOCAL SCHOOLS

Disbursement Summary Report

Reference Number	Check Number	Type	Date	Name	Vendor #	Status	Reconcile Date	Void Date	Amount
				SUPPLY, INC.					
37745	89723	ACCOUNTS_P AYABLE	5/12/2021	GIONINO'S PIZZERIA	9153	RECONCILED	5/17/2021		\$ 102.00
37746	89724	ACCOUNTS_P AYABLE	5/12/2021	EDGE DOCUMENT SOLUTIONS, LLC	9453	RECONCILED	5/18/2021		669.00
37755	89725	ACCOUNTS_P AYABLE	5/12/2021	COLE DISTRIBUTIN G	9752	RECONCILED	5/18/2021		525.30
37730	89726	ACCOUNTS_P AYABLE	5/12/2021	KATHERINE GUY	9895	OUTSTANDIN G			440.00
37710	89727	ACCOUNTS_P AYABLE	5/12/2021	LESCH BATTERY & POWER	9943	RECONCILED	5/20/2021		128.66
37708	89728	ACCOUNTS_P AYABLE	5/12/2021	RENHILL GROUP, INC.	10075	RECONCILED	5/18/2021		9,048.66
37722	89729	ACCOUNTS_P AYABLE	5/12/2021	MITCHELL L STAPLES	10230	RECONCILED	5/25/2021		95.00
37742	89730	ACCOUNTS_P AYABLE	5/12/2021	ADVANCED KEY & LOCK SHOP	10296	RECONCILED	5/17/2021		8.40
37716	89731	ACCOUNTS_P AYABLE	5/12/2021	SIESEL DISTRIBUTIN G	10297	RECONCILED	5/19/2021		198.50
37717	89732	ACCOUNTS_P AYABLE	5/12/2021	SMETZ'S TIRE SERVICE CENTER	10453	RECONCILED	5/19/2021		487.48
37725	89733	ACCOUNTS_P AYABLE	5/12/2021	MENARDS	10810	RECONCILED	5/19/2021		59.89
37727	89734	ACCOUNTS_P AYABLE	5/12/2021	HYLANT ADMINISTRA TIVE SERVICES	10942	RECONCILED	5/21/2021		250.00
37718	89735	ACCOUNTS_P AYABLE	5/12/2021	COMMERICA L PARTS & SERVICE	11505	RECONCILED	5/18/2021		887.06
37738	89736	ACCOUNTS_P AYABLE	5/12/2021	CINDY COWLES	11515	RECONCILED	5/20/2021		2,706.18
37707	89737	ACCOUNTS_P AYABLE	5/12/2021	SMITHFOOD S, INC	11797	RECONCILED	5/20/2021		4,803.67
37752	89738	ACCOUNTS_P AYABLE	5/12/2021	CHRISTY ANTHONY	11946	RECONCILED	5/17/2021		25.00
37711	89739	ACCOUNTS_P AYABLE	5/12/2021	SHARE CORPORATIO N	12061	RECONCILED	5/20/2021		1,204.87
37733	89740	ACCOUNTS_P AYABLE	5/12/2021	HEARTLAND DESIGN CONCEPTS	13041	RECONCILED	5/24/2021		2,340.00
37740	89741	ACCOUNTS_P AYABLE	5/12/2021	ALYSSA MCCREADY	13046	RECONCILED	5/17/2021		1,691.87
37713	89742	ACCOUNTS_P AYABLE	5/12/2021	AMANDA BADERTSCH ER	13224	RECONCILED	5/20/2021		100.00
37720	89743	ACCOUNTS_P AYABLE	5/12/2021	WASHINGTON AUTO PARTS	13295	RECONCILED	5/20/2021		64.19
37734	89744	ACCOUNTS_P AYABLE	5/12/2021	ENTERTAINI NG ED'S DJ SERVICE	13319	RECONCILED	5/19/2021		500.00
37753	89745	ACCOUNTS_P AYABLE	5/12/2021	AMY NORTH	13334	RECONCILED	5/17/2021		285.00
37736	89746	ACCOUNTS_P AYABLE	5/12/2021	FINALFORMS	13352	RECONCILED	5/24/2021		360.00
37719	89747	ACCOUNTS_P	5/12/2021	HUGHES	13536	RECONCILED	5/26/2021		6,870.00

Start Date: 5/1/2021

End Date: 5/31/2021

LEXINGTON LOCAL SCHOOLS Disbursement Summary Report

Reference Number	Check Number	Type	Date	Name	Vendor #	Status	Reconcile Date	Void Date	Amount
37749	89748	AYABLE ACCOUNTS_P	5/12/2021	EQUIPMENT AMAZON	13575	RECONCILED	5/18/2021		\$ 128.43
37729	89749	AYABLE ACCOUNTS_P	5/12/2021	CAPITAL SERVICES ASHLEY N MCLAUGHLI N	13599	RECONCILED	5/24/2021		145.00
37754	89750	AYABLE ACCOUNTS_P	5/12/2021	NuGEN OUTDOOR ENTERPRISE S LLC	13631	RECONCILED	5/18/2021		258.00
37744	89751	AYABLE ACCOUNTS_P	5/12/2021	JULIE BRAUMBERG ER	13635	RECONCILED	5/18/2021		173.79
37772	89752	AYABLE ACCOUNTS_P	5/13/2021	AWARDSMIT H	1370	RECONCILED	5/28/2021		30.50
37758	89753	AYABLE ACCOUNTS_P	5/13/2021	TREASURER STATE OF OHIO	5996	RECONCILED	5/21/2021		75.75
37762	89754	AYABLE ACCOUNTS_P	5/13/2021	CARDINAL BUS SALES & SERVICE	6515	RECONCILED	5/18/2021		2,719.86
37774	89755	AYABLE ACCOUNTS_P	5/13/2021	SCHOOL HEALTH CORPORATIO N	7533	RECONCILED	5/18/2021		395.31
37759	89756	AYABLE ACCOUNTS_P	5/13/2021	NORTH CENTRAL OHIO ESC	9382	RECONCILED	5/19/2021		262.50
37757	89757	AYABLE ACCOUNTS_P	5/13/2021	COLE DISTRIBUTIN G	9752	RECONCILED	5/19/2021		7,878.34
37776	89758	AYABLE ACCOUNTS_P	5/13/2021	JOY BOWMAN	9902	RECONCILED	5/24/2021		239.00
37763	89759	AYABLE ACCOUNTS_P	5/13/2021	SMETZ'S TIRE SERVICE CENTER	10453	RECONCILED	5/19/2021		102.84
37766	89760	AYABLE ACCOUNTS_P	5/13/2021	ELIZABETH A. RIEGEL	10733	RECONCILED	5/19/2021		300.00
37777	89761	AYABLE ACCOUNTS_P	5/13/2021	O.E. MEYER COMPANY	10829	RECONCILED	5/26/2021		6.60
37764	89762	AYABLE ACCOUNTS_P	5/13/2021	HEALTHCAR E BILLING SERVICES	11018	RECONCILED	5/17/2021		272.30
37768	89763	AYABLE ACCOUNTS_P	5/13/2021	BRIDGEWAY ACADEMY	11513	RECONCILED	5/26/2021		7,335.00
37773	89764	AYABLE ACCOUNTS_P	5/13/2021	NOVA LUNA EDUC & CONSULTIN G	11942	RECONCILED	5/18/2021		972.00
37767	89765	AYABLE ACCOUNTS_P	5/13/2021	TAYLOR GERHARDT	12004	RECONCILED	5/19/2021		213.29
37769	89766	AYABLE ACCOUNTS_P	5/13/2021	JAMES HAYES	13087	RECONCILED	5/24/2021		776.28
37775	89767	AYABLE ACCOUNTS_P	5/13/2021	WASHINGTO N AUTO PARTS	13295	RECONCILED	5/20/2021		673.65
37761	89768	AYABLE ACCOUNTS_P	5/13/2021	THE ESKEN GROUP, LLC	13446	RECONCILED	5/18/2021		2,610.00
37770	89769	AYABLE ACCOUNTS_P	5/13/2021	MANSFIELD FREIGHTLIN ER, INC	13474	RECONCILED	5/19/2021		467.56
37771	89770	AYABLE ACCOUNTS_P	5/13/2021	SHOOK CONSTRUCTI ON CO	13525	RECONCILED	5/19/2021		1,497,941.03

Start Date: 5/1/2021

End Date: 5/31/2021

LEXINGTON LOCAL SCHOOLS Disbursement Summary Report

Reference Number	Check Number	Type	Date	Name	Vendor #	Status	Reconcile Date	Void Date	Amount
37760	89771	ACCOUNTS_P AYABLE	5/13/2021	AMAZON CAPITAL SERVICES	13575	RECONCILED	5/18/2021		\$ 425.50
37765	89772	ACCOUNTS_P AYABLE	5/13/2021	PAUL M. LUMADUE	13637	RECONCILED	5/17/2021		160.00
37785	89773	ACCOUNTS_P AYABLE	5/14/2021	AJINOMOTO CAMBROOKE , INC	13586	RECONCILED	5/24/2021		97.44
37779	89774	ACCOUNTS_P AYABLE	5/14/2021	AMAZON CAPITAL SERVICES	13575	RECONCILED	5/24/2021		84.97
37788	89775	ACCOUNTS_P AYABLE	5/14/2021	EDGENUITY INC	12025	RECONCILED	5/25/2021		55,350.00
37790	89776	ACCOUNTS_P AYABLE	5/14/2021	FUSION APPAREL	11164	RECONCILED	5/21/2021		477.75
37784	89777	ACCOUNTS_P AYABLE	5/14/2021	ITsavvy	10601	RECONCILED	5/26/2021		522.22
37786	89778	ACCOUNTS_P AYABLE	5/14/2021	KATHERINE GUY	9895	OUTSTANDIN G			211.00
37783	89779	ACCOUNTS_P AYABLE	5/14/2021	LEX LANES	7583	RECONCILED	5/26/2021		68.00
37781	89780	ACCOUNTS_P AYABLE	5/14/2021	LEXINGTON LOCAL SCHOOLS	3377	RECONCILED	5/27/2021		839.84
37780	89781	ACCOUNTS_P AYABLE	5/14/2021	MARSHA HAAS	8291	RECONCILED	5/20/2021		660.00
37782	89782	ACCOUNTS_P AYABLE	5/14/2021	MICHELLE DREIBELBIS	13565	RECONCILED	5/18/2021		1,125.00
37789	89783	ACCOUNTS_P AYABLE	5/14/2021	REBECCA BIGLEY	6615	OUTSTANDIN G			67.65
37787	89784	ACCOUNTS_P AYABLE	5/14/2021	TRICIA L. VOLZ	1158	RECONCILED	5/18/2021		86.33
37791	89785	ACCOUNTS_P AYABLE	5/14/2021	WAYNE'S COUNTRY MARKET	6368	RECONCILED	5/27/2021		116.00
37795	89786	REFUND	5/19/2021	AMY HAMILTON	11767	OUTSTANDIN G			405.00
37796	89787	REFUND	5/19/2021	ELAN ZIROYAN	13639	RECONCILED	5/24/2021		95.00
37806	89788	ACCOUNTS_P AYABLE	5/19/2021	CARDINAL BUS SALES & SERVICE	6515	RECONCILED	5/25/2021		556.45
37799	89789	ACCOUNTS_P AYABLE	5/19/2021	COLE DISTRIBUTIN G	9752	RECONCILED	5/25/2021		5,410.90
37804	89790	ACCOUNTS_P AYABLE	5/19/2021	EJ THERAPY INC	13137	RECONCILED	5/26/2021		46,471.25
37803	89791	ACCOUNTS_P AYABLE	5/19/2021	ELIZABETH A. RIEGEL	10733	RECONCILED	5/25/2021		300.00
37800	89792	ACCOUNTS_P AYABLE	5/19/2021	EZE RENTAL CENTER	7500	OUTSTANDIN G			549.45
37802	89793	ACCOUNTS_P AYABLE	5/19/2021	GREG SMITH	13026	RECONCILED	5/27/2021		1,432.00
37810	89794	ACCOUNTS_P AYABLE	5/19/2021	ITsavvy	10601	OUTSTANDIN G			279.52
37805	89795	ACCOUNTS_P AYABLE	5/19/2021	JAMES HAYES	13087	OUTSTANDIN G			776.28
37809	89796	ACCOUNTS_P AYABLE	5/19/2021	KIMBALL MIDWEST	11066	RECONCILED	5/25/2021		48.50
37807	89797	ACCOUNTS_P AYABLE	5/19/2021	OHIO HEALTH CONSORTIU M	10192	RECONCILED	5/26/2021		55.00
37814	89798	ACCOUNTS_P AYABLE	5/19/2021	OHIO.NET INTERNET PROVIDERS	13038	RECONCILED	5/26/2021		417.32

LEXINGTON LOCAL SCHOOLS Disbursement Summary Report

Reference Number	Check Number	Type	Date	Name	Vendor #	Status	Reconcile Date	Void Date	Amount
37798	89799	ACCOUNTS_P AYABLE	5/19/2021	PAMELA WISENBARG ER	10704	RECONCILED	5/24/2021		\$ 100.00
37812	89800	ACCOUNTS_P AYABLE	5/19/2021	SCHOOL SPECIALTY	6538	RECONCILED	5/28/2021		384.78
37801	89801	ACCOUNTS_P AYABLE	5/19/2021	STOODT'S FRESH MARKET	13591	RECONCILED	5/25/2021		170.99
37811	89802	ACCOUNTS_P AYABLE	5/19/2021	THE REHAB CENTER	11246	RECONCILED	5/27/2021		270.00
37813	89803	ACCOUNTS_P AYABLE	5/19/2021	TOGLIATTI, OLIVIA	13638	RECONCILED	5/26/2021		1,000.00
37808	89804	ACCOUNTS_P AYABLE	5/19/2021	TRANSPORTA TION ACCESSORIE S CO.	819	RECONCILED	5/25/2021		1,643.28
37829	89805	ACCOUNTS_P AYABLE	5/20/2021	POST MASTER	918	RECONCILED	5/25/2021		1,100.00
37825	89806	ACCOUNTS_P AYABLE	5/20/2021	M-F ATHLETIC	1741	RECONCILED	5/25/2021		116.95
37820	89807	ACCOUNTS_P AYABLE	5/20/2021	CARDINAL BUS SALES & SERVICE	6515	RECONCILED	5/25/2021		786.46
37819	89808	ACCOUNTS_P AYABLE	5/20/2021	REBECCA BIGLEY	6615	OUTSTANDIN G			39.41
37817	89809	ACCOUNTS_P AYABLE	5/20/2021	HUNTINGTO N TUCKER BACQUET	8434	VOID		5/24/2021	19.87
37828	89810	ACCOUNTS_P AYABLE	5/20/2021	OHIO ASSOCIATIO N FOR PUPIL	9130	OUTSTANDIN G			400.00
37830	89811	ACCOUNTS_P AYABLE	5/20/2021	JEFFREY STRICKLER	9905	OUTSTANDIN G			20.00
37827	89812	ACCOUNTS_P AYABLE	5/20/2021	O.E. MEYER COMPANY	10829	OUTSTANDIN G			74.76
37821	89813	ACCOUNTS_P AYABLE	5/20/2021	COLUMBIA GAS	11662	RECONCILED	5/27/2021		2,530.46
37816	89814	ACCOUNTS_P AYABLE	5/20/2021	THOMAS BACHELDER	11912	OUTSTANDIN G			100.00
37822	89815	ACCOUNTS_P AYABLE	5/20/2021	KELLIE DYER	12188	RECONCILED	5/27/2021		24.90
37823	89816	ACCOUNTS_P AYABLE	5/20/2021	EJ THERAPY INC	13137	RECONCILED	5/26/2021		65.00
37818	89817	ACCOUNTS_P AYABLE	5/20/2021	AMANDA BADERTSCH ER	13224	OUTSTANDIN G			50.00
37815	89818	ACCOUNTS_P AYABLE	5/20/2021	AMAZON CAPITAL SERVICES	13575	RECONCILED	5/26/2021		1,572.16
37824	89819	ACCOUNTS_P AYABLE	5/20/2021	ASHLEY N MCLAUGHLI N	13599	RECONCILED	5/27/2021		70.00
37831	89820	ACCOUNTS_P AYABLE	5/20/2021	WILSON, LINDA K	13640	OUTSTANDIN G			100.00
37826	89821	ACCOUNTS_P AYABLE	5/20/2021	SARAH MIKO	13642	RECONCILED	5/27/2021		40.00
37835	89822	ACCOUNTS_P AYABLE	5/21/2021	GRADY ENTERPRISE S, INC.	9664	RECONCILED	5/28/2021		1,064.75
37838	89823	ACCOUNTS_P AYABLE	5/24/2021	AMAZON CAPITAL SERVICES	13575	OUTSTANDIN G			82.42
37839	89824	ACCOUNTS_P AYABLE	5/24/2021	AMERICAN ELECTRIC POWER	701	OUTSTANDIN G			22,798.33
37842	89825	ACCOUNTS_P	5/24/2021	CBIZ	8780	OUTSTANDIN			2,750.00

Start Date: 5/1/2021

End Date: 5/31/2021

LEXINGTON LOCAL SCHOOLS Disbursement Summary Report

Reference Number	Check Number	Type	Date	Name	Vendor #	Status	Reconcile Date	Void Date	Amount
		AYABLE		BENEFITS & INSURANCE		G			
37840	89826	ACCOUNTS_P AYABLE	5/24/2021	DENISE BENSON	7573	OUTSTANDIN G			\$ 450.00
37843	89827	ACCOUNTS_P AYABLE	5/24/2021	DIRECT ENERGY BUSINESS	11543	OUTSTANDIN G			3,131.79
37851	89828	ACCOUNTS_P AYABLE	5/24/2021	ELIZABETH A. RIEGEL	10733	OUTSTANDIN G			300.00
37844	89829	ACCOUNTS_P AYABLE	5/24/2021	KELL ACE HARDWARE	8329	OUTSTANDIN G			26.45
37845	89830	ACCOUNTS_P AYABLE	5/24/2021	LEXINGTON ATHLETIC DEPT.	3520	VOID		5/24/2021	285.00
37846	89831	ACCOUNTS_P AYABLE	5/24/2021	MANSFIELD CHRISTIAN SCHOOL	11853	RECONCILED	5/28/2021		100.00
37847	89832	ACCOUNTS_P AYABLE	5/24/2021	OHIO DEPART. OF JOB & FAMILY	935	OUTSTANDIN G			1,690.86
37850	89833	ACCOUNTS_P AYABLE	5/24/2021	RACHEL SMITH	8026	OUTSTANDIN G			58.22
37841	89834	ACCOUNTS_P AYABLE	5/24/2021	REBECCA BIGLEY	6615	OUTSTANDIN G			73.00
37849	89835	ACCOUNTS_P AYABLE	5/24/2021	RON SCHAUB	7064	OUTSTANDIN G			150.00
37853	89836	ACCOUNTS_P AYABLE	5/24/2021	ST.PETER'S HIGH SCHOOL	3576	OUTSTANDIN G			592.05
37852	89837	ACCOUNTS_P AYABLE	5/24/2021	STEALTH PARTNER GROUP	13604	OUTSTANDIN G			44,717.20
37848	89838	ACCOUNTS_P AYABLE	5/24/2021	TOMMIE ROSEBERRY	7680	RECONCILED	5/27/2021		220.00
37861	89839	ACCOUNTS_P AYABLE	5/26/2021	AMAZON CAPITAL SERVICES	13575	OUTSTANDIN G			1,100.07
37858	89840	ACCOUNTS_P AYABLE	5/26/2021	AWARDSMIT H	1370	OUTSTANDIN G			1,031.30
37859	89841	ACCOUNTS_P AYABLE	5/26/2021	CASS FRAMES, INC.	7085	OUTSTANDIN G			56.00
37855	89842	ACCOUNTS_P AYABLE	5/26/2021	CenturyLink	700	OUTSTANDIN G			865.48
37869	89843	ACCOUNTS_P AYABLE	5/26/2021	CONSERVE FLAG COMPANY	8473	OUTSTANDIN G			83.95
37857	89844	ACCOUNTS_P AYABLE	5/26/2021	GENELLE EGGERTON	11111	OUTSTANDIN G			17.00
37862	89845	ACCOUNTS_P AYABLE	5/26/2021	HAYLEY DAVIS	13216	OUTSTANDIN G			675.00
37864	89846	ACCOUNTS_P AYABLE	5/26/2021	JAMES HAYES	13087	OUTSTANDIN G			776.28
37866	89847	ACCOUNTS_P AYABLE	5/26/2021	JULIE DETLEF	7178	OUTSTANDIN G			225.00
37865	89848	ACCOUNTS_P AYABLE	5/26/2021	LDI HOSPITALITY MNGMT GROUPRAMA DA PLAZA MGMT CORP	13644	OUTSTANDIN G			293.70
37868	89849	ACCOUNTS_P AYABLE	5/26/2021	LEANNA GIESIGE	13407	OUTSTANDIN G			19.87
37860	89850	ACCOUNTS_P AYABLE	5/26/2021	LEXINGTON ATHLETIC	1247	OUTSTANDIN G			285.00

LEXINGTON LOCAL SCHOOLS Disbursement Summary Report

Reference Number	Check Number	Type	Date	Name	Vendor #	Status	Reconcile Date	Void Date	Amount
37863	89851	ACCOUNTS_P AYABLE	5/26/2021	BOOSTERS STEPHANIE BLACKSTON E	7728	RECONCILED	5/28/2021		\$ 40.28
37867	89852	ACCOUNTS_P AYABLE	5/26/2021	STOODT'S FRESH MARKET	13591	OUTSTANDIN G			10.43
37856	89853	ACCOUNTS_P AYABLE	5/26/2021	U.S. BANK EQUIPMENT FINANCE	7814	OUTSTANDIN G			3,052.39
37870	89854	ACCOUNTS_P AYABLE	5/26/2021	UCP OF GREATER CLEVELAND	13006	OUTSTANDIN G			6,713.00
37871	89855	ACCOUNTS_P AYABLE	5/27/2021	THE ESKEN GROUP, LLC	13446	OUTSTANDIN G			1,530.00
37872	89856	REFUND	5/28/2021	AMY HAMILTON	11767	OUTSTANDIN G			60.00
37873	89857	ACCOUNTS_P AYABLE	5/31/2021	MICHELLE SMITH	8058	OUTSTANDIN G			275.00
37874	89858	ACCOUNTS_P AYABLE	5/31/2021	POST MASTER	918	OUTSTANDIN G			275.00
37875	89859	ACCOUNTS_P AYABLE	5/28/2021	MICHELLE SMITH	8058	OUTSTANDIN G			25.00
37876	89860	ACCOUNTS_P AYABLE	5/31/2021	LEXINGTON ATHLETIC DEPT.	3520	OUTSTANDIN G			865.00
37699	691661	PAYROLL	5/5/2021	LEXINGTON LOCAL SCHOOLS		RECONCILED	5/5/2021		601,739.13
37700	691662	ACCOUNTS_P AYABLE	5/6/2021	LEXINGTON SCHOOLS - PAYROLL	900934	RECONCILED	5/6/2021		8,152.39
37701	691663	ACCOUNTS_P AYABLE	5/6/2021	MEMO- S.E.R.S.	900997	RECONCILED	5/6/2021		2,900.72
37702	691664	ACCOUNTS_P AYABLE	5/6/2021	MEMO- S.T.R.S.	900998	RECONCILED	5/6/2021		6,578.42
37778	691665	ACCOUNTS_P AYABLE	5/14/2021	AMERICAN EXPRESS	900314	RECONCILED	5/14/2021		3,976.90
37793	691666	ACCOUNTS_P AYABLE	5/18/2021	GORDON FOOD SERVICE	900652	RECONCILED	5/18/2021		19,060.99
37794	691667	ACCOUNTS_P AYABLE	5/20/2021	LEXINGTON SCHOOLS - PAYROLL	900934	RECONCILED	5/20/2021		7,892.49
37792	691668	PAYROLL	5/20/2021	LEXINGTON LOCAL SCHOOLS		RECONCILED	5/20/2021		583,692.59
37797	691669	ACCOUNTS_P AYABLE	5/19/2021	RICHLAND COUNTY AUDITOR	900360	RECONCILED	5/19/2021		1,095.27
37832	691670	ACCOUNTS_P AYABLE	5/21/2021	ANTHEM BENEFIT SERVICES	900902	RECONCILED	5/21/2021		367,265.20
37833	691671	ACCOUNTS_P AYABLE	5/21/2021	MEMO- S.E.R.S.	900997	RECONCILED	5/21/2021		2,900.20
37834	691672	ACCOUNTS_P AYABLE	5/21/2021	MEMO- S.T.R.S.	900998	RECONCILED	5/21/2021		6,578.42
37836	691673	ACCOUNTS_P AYABLE	5/21/2021	MEMO- S.E.R.S.	900997	RECONCILED	5/21/2021		46,434.00
37837	691674	ACCOUNTS_P AYABLE	5/21/2021	MEMO- S.T.R.S.	900998	RECONCILED	5/21/2021		123,990.00
37854	691675	ACCOUNTS_P AYABLE	5/25/2021	MEMO-MID OHIO ESC	900069	RECONCILED	5/25/2021		4,084.36
Grand Total									\$ 3,591,410.60

Reporting Period: June 2021 (FY 2021)

6/7/21 12:27 PM

Start Date: 5/01/2021

End Date: 5/31/2021

LEXINGTON LOCAL SCHOOLS
Receipts Ledger Report

Receipt #	Line #	Date	Type	Description	Full Account Code	Amount
Fund: 001						
Receipt: 1111						
75932	1	5/5/2021	RC	MH TAX - Richland	001-1111-0000-000000-000	\$ 3,060.54
75932	2	5/5/2021	RC	MH TAX - Richland	001-1111-0000-000000-000	1,974.03
						\$ 5,034.57
Receipt: 1122						
75932	6	5/5/2021	RC	Pers Prop Utility - Richland	001-1122-0000-000000-000	48.81
75932	7	5/5/2021	RC	Pers Prop Utility - Richland	001-1122-0000-000000-000	21.87
						\$ 70.68
Receipt: 1211						
75923	1	5/6/2021	RC	Tuition	001-1211-0000-000000-000	1,907.85
75924	2	5/6/2021	RC	Preschool Tuition	001-1211-0000-000000-500	100.00
75933	2	5/10/2021	RC	Preschool Tuition	001-1211-0000-000000-500	300.00
75948	1	5/12/2021	RC	Preschool tuition	001-1211-0000-000000-500	300.00
75955	4	5/14/2021	RC	Preschool Tuition	001-1211-0000-000000-500	200.00
75970	7	5/18/2021	RC	Preschool Tuition	001-1211-0000-000000-500	100.00
75977	1	5/21/2021	RC	Tuition	001-1211-0000-000000-000	635.95
75978	2	5/21/2021	RC	Preschool Tuition	001-1211-0000-000000-500	300.00
75996	1	5/27/2021	RC	Tuition	001-1211-0000-000000-000	1,271.90
76005	1	5/27/2021	RC	Preschool tuition	001-1211-0000-000000-500	300.00
						\$ 5,415.70
Receipt: 1227						
75934	15	5/7/2021	RC	Open Enrollment Revenue	001-1227-0000-000000-000	250.83
75965	15	5/21/2021	RC	Open Enrollment Revenue	001-1227-0000-000000-000	250.83
						\$ 501.66
Receipt: 1410						
76012	1	5/31/2021	RC	Richland Bank Interest	001-1410-0000-000000-000	1,159.82
						\$ 1,159.82
Receipt: 1740						
75920	1	5/4/2021	RC	School fees	001-1740-0000-000000-100	71.00
75922	1	5/6/2021	RC	School fees	001-1740-0000-000000-100	62.00
75921	1	5/7/2021	RC	School fees	001-1740-0000-000000-200	12.00
75928	1	5/7/2021	RC	Summer school fees	001-1740-0000-000000-100	1,250.00
75931	3	5/7/2021	RC	School fees	001-1740-0000-000000-400	28.00
75939	1	5/11/2021	RC	Eastern school fees	001-1740-0000-000000-300	90.00
75945	1	5/12/2021	RC	School fees	001-1740-0000-000000-200	54.00
75951	1	5/13/2021	RC	School fees	001-1740-0000-000000-200	30.00
75952	1	5/14/2021	RC	Summer PE	001-1740-0000-080999-100	400.00
75952	2	5/14/2021	RC	Summer School Fees	001-1740-0000-000000-100	1,470.00
75953	2	5/14/2021	RC	School Fees	001-1740-0000-000000-100	150.00

Reporting Period: June 2021 (FY 2021)

6/7/21 12:27 PM

Start Date: 5/01/2021

End Date: 5/31/2021

LEXINGTON LOCAL SCHOOLS

Receipts Ledger Report

Receipt #	Line #	Date	Type	Description	Full Account Code	Amount
75963	1	5/17/2021	RC	School fees	001-1740-0000-000000-100	\$ 55.00
75968	1	5/18/2021	RC	Eastern school fees	001-1740-0000-000000-300	40.00
75971	1	5/18/2021	RC	School fees	001-1740-0000-000000-200	30.00
75972	2	5/18/2021	RC	Central school fees	001-1740-0000-000000-400	28.00
75973	1	5/20/2021	RC	School fees	001-1740-0000-000000-200	24.00
75974	1	5/20/2021	RC	Eastern school fees	001-1740-0000-000000-300	60.00
75976	1	5/21/2021	RC	School fees	001-1740-0000-000000-200	12.00
75981	1	5/21/2021	RC	Summer school fees	001-1740-0000-000000-100	1,880.00
75982	1	5/21/2021	RC	School fees	001-1740-0000-000000-100	932.00
75983	1	5/24/2021	RC	Summer school fees	001-1740-0000-000000-100	2,200.00
75984	2	5/24/2021	RC	Central school fees	001-1740-0000-000000-400	84.00
76006	1	5/26/2021	RC	Eastern school fees	001-1740-0000-000000-300	353.00
75998	1	5/27/2021	RC	School fees	001-1740-0000-000000-200	169.00
76001	1	5/27/2021	RC	Summer school fees	001-1740-0000-000000-100	1,880.00
76003	1	5/27/2021	RC	School fees	001-1740-0000-000000-100	727.84
76010	2	5/27/2021	RC	Western school fees	001-1740-0000-000000-500	80.00
76000	1	5/31/2021	RC	HS Fees - Pay For It	001-1740-0000-000000-100	301.00
76000	2	5/31/2021	RC	Central Fees - Pay For It	001-1740-0000-000000-400	0.00
76000	3	5/31/2021	RC	Jr High Fees - Pay For It	001-1740-0000-000000-200	66.00
76000	4	5/31/2021	RC	Eastern Fees - Pay For It	001-1740-0000-000000-300	270.00
76000	5	5/31/2021	RC	Western Fees - Pay For It	001-1740-0000-000000-500	390.00
						\$ 13,198.84
Receipt:	1890					
75947	2	5/12/2021	RC	Misc Restitution	001-1890-0000-000000-000	5.00
75970	5	5/18/2021	RC	Jury Duty - Betscher	001-1890-0000-000000-000	10.00
75987	1	5/24/2021	RC	Maintenance Recycling	001-1890-0000-000000-000	259.55
						\$ 274.55
Receipt:	3110					
75934	1	5/7/2021	RC	Opportunity Grant	001-3110-0000-000000-000	299,003.24
75934	2	5/7/2021	RC	Targeted Assistance	001-3110-0000-000000-000	32,892.64
75934	3	5/7/2021	RC	K-3 Literacy Funding	001-3110-0000-000000-000	5,948.56
75934	5	5/7/2021	RC	Limited English Prof Funding	001-3110-0000-000000-000	122.71
75934	6	5/7/2021	RC	Gifted Education Funding	001-3110-0000-000000-000	5,092.68
75934	7	5/7/2021	RC	Transportation	001-3110-0000-000000-000	22,763.69
75934	8	5/7/2021	RC	Special Education Funding	001-3110-0000-000000-000	50,084.00
75934	9	5/7/2021	RC	Graduation Bonus	001-3110-0000-000000-000	1,658.97
75934	10	5/7/2021	RC	Third Grade Reading Bonus	001-3110-0000-000000-000	994.42
75934	12	5/7/2021	RC	Enrollment Growth Supplement	001-3110-0000-000000-000	388.66
75934	13	5/7/2021	RC	Preschool Special Educ Funding	001-3110-0000-000000-000	6,051.71
75934	14	5/7/2021	RC	Special Educ Transportation	001-3110-0000-000000-000	2,333.94

Reporting Period: June 2021 (FY 2021)

6/7/21 12:27 PM

Start Date: 5/01/2021

End Date: 5/31/2021

LEXINGTON LOCAL SCHOOLS Receipts Ledger Report

Receipt #	Line #	Date	Type	Description	Full Account Code	Amount	
75965	1	5/21/2021	RC	Opportunity Grant	001-3110-0000-000000-000	\$ 299,003.25	
75965	2	5/21/2021	RC	Targeted Assistance	001-3110-0000-000000-000	32,892.64	
75965	3	5/21/2021	RC	K-3 Literacy Funding	001-3110-0000-000000-000	5,948.56	
75965	5	5/21/2021	RC	Limited English Prof Funding	001-3110-0000-000000-000	122.71	
75965	6	5/21/2021	RC	Gifted Education Funding	001-3110-0000-000000-000	5,092.68	
75965	7	5/21/2021	RC	Transportation	001-3110-0000-000000-000	22,763.69	
75965	8	5/21/2021	RC	Special Education Funding	001-3110-0000-000000-000	50,084.00	
75965	9	5/21/2021	RC	Graduation Bonus	001-3110-0000-000000-000	1,658.97	
75965	10	5/21/2021	RC	Third Grade Reading Bonus	001-3110-0000-000000-000	994.42	
75965	12	5/21/2021	RC	Enrollment Growth Supplement	001-3110-0000-000000-000	388.65	
75965	13	5/21/2021	RC	Preschool Special Educ Funding	001-3110-0000-000000-000	6,150.00	
75965	14	5/21/2021	RC	Special Educ Transportation	001-3110-0000-000000-000	2,333.93	
						\$ 854,768.72	
Receipt:	3211						
75934	4	5/7/2021	RC	Economic Disadvantaged Funding	001-3211-0000-000000-000	2,383.81	
75965	4	5/21/2021	RC	Economic Disadvantaged Funding	001-3211-0000-000000-000	2,383.81	
						\$ 4,767.62	
Receipt:	3219						
75934	11	5/7/2021	RC	Career Tech Education Funding	001-3219-0000-000000-000	717.70	
75965	11	5/21/2021	RC	Career Tech Education Funding	001-3219-0000-000000-000	717.70	
						\$ 1,435.40	
Receipt:	3300						
76009	1	5/31/2021	RC	MEDICAID Recd -5/20	001-3300-0000-000000-000	82,892.19	
76009	2	5/31/2021	RC	MEDICAID Recd -5/27	001-3300-0000-000000-000	1,828.43	
						\$ 84,720.62	
Receipt:	5300						
75978	1	5/21/2021	RC	Imperial Autism Refund	001-5300-0000-000000-000	5,182.85	
						\$ 5,182.85	
						\$ 976,531.03	
Fund:	002						
Receipt:	1111						
75932	3	5/5/2021	RC	MH TAX - Richland	002-1111-0000-000000-000	1,399.43	
						\$ 1,399.43	
Receipt:	1122						
75932	8	5/5/2021	RC	Pers Prop Utility - Richland	002-1122-0000-000000-000	13.73	
						\$ 13.73	
						\$ 1,413.16	
Fund:	003						
Receipt:	1111						
75932	4	5/5/2021	RC	MH TAX - Richland	003-1111-0000-000000-000	244.08	

Reporting Period: June 2021 (FY 2021)

6/7/21 12:27 PM

Start Date: 5/01/2021

End Date: 5/31/2021

**LEXINGTON LOCAL SCHOOLS
Receipts Ledger Report**

Receipt #	Line #	Date	Type	Description	Full Account Code	Amount	
						\$ 244.08	
Receipt:	1122						
75932	9	5/5/2021	RC	Pers Prop Utility - Richland	003-1122-0000-000000-000	\$ 4.58	
						\$ 4.58	
						\$ 248.66	
Fund:	004						
Receipt:	1410						
76012	6	5/31/2021	RC	LFI Fund	004-1410-0000-000000-000	222.51	
						\$ 222.51	
						\$ 222.51	
Fund:	006						
Receipt:	1410						
76012	4	5/31/2021	RC	Richland Bank Interest	006-1410-0000-000000-000	0.00	
						\$ 0.00	
Receipt:	1511						
75940	26	5/7/2021	RC	HS Breakfast	006-1511-0000-000000-100	36.75	
75940	27	5/7/2021	RC	Jr. Hi Breakfast	006-1511-0000-000000-200	0.00	
75940	28	5/7/2021	RC	Eastern Breakfast	006-1511-0000-000000-300	0.00	
75940	29	5/7/2021	RC	Central Breakfast	006-1511-0000-000000-400	0.00	
75940	30	5/7/2021	RC	Western Breakfast	006-1511-0000-000000-500	0.00	
75956	26	5/14/2021	RC	HS Breakfast	006-1511-0000-000000-100	23.35	
75956	27	5/14/2021	RC	Jr. Hi Breakfast	006-1511-0000-000000-200	0.00	
75956	28	5/14/2021	RC	Eastern Breakfast	006-1511-0000-000000-300	0.50	
75956	29	5/14/2021	RC	Central Breakfast	006-1511-0000-000000-400	0.00	
75956	30	5/14/2021	RC	Western Breakfast	006-1511-0000-000000-500	1.50	
75990	26	5/21/2021	RC	HS Breakfast	006-1511-0000-000000-100	26.00	
75990	27	5/21/2021	RC	Jr. Hi Breakfast	006-1511-0000-000000-200	0.00	
75990	28	5/21/2021	RC	Eastern Breakfast	006-1511-0000-000000-300	5.00	
75990	29	5/21/2021	RC	Central Breakfast	006-1511-0000-000000-400	0.00	
75990	30	5/21/2021	RC	Western Breakfast	006-1511-0000-000000-500	0.75	
75999	26	5/27/2021	RC	HS Breakfast	006-1511-0000-000000-100	15.75	
75999	27	5/27/2021	RC	Jr. Hi Breakfast	006-1511-0000-000000-200	0.00	
75999	28	5/27/2021	RC	Eastern Breakfast	006-1511-0000-000000-300	2.75	
75999	29	5/27/2021	RC	Central Breakfast	006-1511-0000-000000-400	0.00	
75999	30	5/27/2021	RC	Western Breakfast	006-1511-0000-000000-500	0.00	
						\$ 112.35	
Receipt:	1512						
75940	1	5/7/2021	RC	HS Stu. Type A	006-1512-0000-000000-100	0.00	
75940	5	5/7/2021	RC	HS ROA Stu. Type A	006-1512-0000-000000-100	(358.60)	
75940	6	5/7/2021	RC	Jr Hi Stu. Type A	006-1512-0000-000000-200	0.00	

Reporting Period: June 2021 (FY 2021)

6/7/21 12:27 PM

Start Date: 5/01/2021

End Date: 5/31/2021

LEXINGTON LOCAL SCHOOLS Receipts Ledger Report

Receipt #	Line #	Date	Type	Description	Full Account Code	Amount
75940	10	5/7/2021	RC	Jr. Hi ROA Stu Type A	006-1512-0000-000000-200	\$ (181.45)
75940	11	5/7/2021	RC	Eastern Stu. Type A	006-1512-0000-000000-300	0.00
75940	15	5/7/2021	RC	Eastern ROA Stu. Type A	006-1512-0000-000000-300	(163.95)
75940	16	5/7/2021	RC	Central Stu. Type A	006-1512-0000-000000-400	0.00
75940	20	5/7/2021	RC	Central ROA Stu. Type A	006-1512-0000-000000-400	(103.35)
75940	21	5/7/2021	RC	Western Stu. Type A	006-1512-0000-000000-500	0.00
75940	25	5/7/2021	RC	Western ROA Stu. Type A	006-1512-0000-000000-500	(31.75)
75956	1	5/14/2021	RC	HS Stu. Type A	006-1512-0000-000000-100	0.00
75956	5	5/14/2021	RC	HS ROA Stu. Type A	006-1512-0000-000000-100	(408.25)
75956	6	5/14/2021	RC	Jr Hi Stu. Type A	006-1512-0000-000000-200	0.00
75956	10	5/14/2021	RC	Jr. Hi ROA Stu Type A	006-1512-0000-000000-200	(134.50)
75956	11	5/14/2021	RC	Eastern Stu. Type A	006-1512-0000-000000-300	0.00
75956	15	5/14/2021	RC	Eastern ROA Stu. Type A	006-1512-0000-000000-300	(166.55)
75956	16	5/14/2021	RC	Central Stu. Type A	006-1512-0000-000000-400	0.00
75956	20	5/14/2021	RC	Central ROA Stu. Type A	006-1512-0000-000000-400	(54.20)
75956	21	5/14/2021	RC	Western Stu. Type A	006-1512-0000-000000-500	0.00
75956	25	5/14/2021	RC	Western ROA Stu. Type A	006-1512-0000-000000-500	(65.25)
75990	1	5/21/2021	RC	HS Stu. Type A	006-1512-0000-000000-100	0.00
75990	5	5/21/2021	RC	HS ROA Stu. Type A	006-1512-0000-000000-100	(460.70)
75990	6	5/21/2021	RC	Jr Hi Stu. Type A	006-1512-0000-000000-200	0.00
75990	10	5/21/2021	RC	Jr. Hi ROA Stu Type A	006-1512-0000-000000-200	(97.05)
75990	11	5/21/2021	RC	Eastern Stu. Type A	006-1512-0000-000000-300	0.00
75990	15	5/21/2021	RC	Eastern ROA Stu. Type A	006-1512-0000-000000-300	(150.67)
75990	16	5/21/2021	RC	Central Stu. Type A	006-1512-0000-000000-400	0.00
75990	20	5/21/2021	RC	Central ROA Stu. Type A	006-1512-0000-000000-400	(65.96)
75990	21	5/21/2021	RC	Western Stu. Type A	006-1512-0000-000000-500	0.00
75990	25	5/21/2021	RC	Western ROA Stu. Type A	006-1512-0000-000000-500	(42.50)
75999	1	5/27/2021	RC	HS Stu. Type A	006-1512-0000-000000-100	0.00
75999	5	5/27/2021	RC	HS ROA Stu. Type A	006-1512-0000-000000-100	(302.75)
75999	6	5/27/2021	RC	Jr Hi Stu. Type A	006-1512-0000-000000-200	0.00
75999	10	5/27/2021	RC	Jr. Hi ROA Stu Type A	006-1512-0000-000000-200	(135.95)
75999	11	5/27/2021	RC	Eastern Stu. Type A	006-1512-0000-000000-300	0.00
75999	15	5/27/2021	RC	Eastern ROA Stu. Type A	006-1512-0000-000000-300	(73.55)
75999	16	5/27/2021	RC	Central Stu. Type A	006-1512-0000-000000-400	0.00
75999	20	5/27/2021	RC	Central ROA Stu. Type A	006-1512-0000-000000-400	(79.35)
75999	21	5/27/2021	RC	Western Stu. Type A	006-1512-0000-000000-500	0.00
75999	25	5/27/2021	RC	Western ROA Stu. Type A	006-1512-0000-000000-500	(33.50)
76000	6	5/31/2021	RC	HS Lunch - Pay For It	006-1512-0000-000000-100	1,079.55
76000	7	5/31/2021	RC	Jr High Lunch - Pay For It	006-1512-0000-000000-200	272.50
76000	8	5/31/2021	RC	Eastern Lunch - Pay For It	006-1512-0000-000000-300	178.00

Reporting Period: June 2021 (FY 2021)

6/7/21 12:27 PM

Start Date: 5/01/2021

End Date: 5/31/2021

**LEXINGTON LOCAL SCHOOLS
Receipts Ledger Report**

Receipt #	Line #	Date	Type	Description	Full Account Code	Amount	
76000	9	5/31/2021	RC	Central Lunch - Pay For It	006-1512-0000-000000-400	\$ 183.00	
76000	10	5/31/2021	RC	Western Lunch - Pay For It	006-1512-0000-000000-500	60.00	
						\$ (1,336.78)	
Receipt:	1513						
75940	3	5/7/2021	RC	HS Stu. ALa Carte	006-1513-0000-000000-100	539.80	
75940	8	5/7/2021	RC	Jr. Hi Stu. Ala Carte	006-1513-0000-000000-200	231.30	
75940	13	5/7/2021	RC	Eastern Stu. Ala Carte	006-1513-0000-000000-300	191.70	
75940	18	5/7/2021	RC	Central Stu. Ala Carte	006-1513-0000-000000-400	126.00	
75940	23	5/7/2021	RC	Western Stu. Ala Carte	006-1513-0000-000000-500	51.25	
75956	3	5/14/2021	RC	HS Stu. ALa Carte	006-1513-0000-000000-100	531.75	
75956	8	5/14/2021	RC	Jr. Hi Stu. Ala Carte	006-1513-0000-000000-200	186.25	
75956	13	5/14/2021	RC	Eastern Stu. Ala Carte	006-1513-0000-000000-300	201.30	
75956	18	5/14/2021	RC	Central Stu. Ala Carte	006-1513-0000-000000-400	108.70	
75956	23	5/14/2021	RC	Western Stu. Ala Carte	006-1513-0000-000000-500	65.00	
75990	3	5/21/2021	RC	HS Stu. ALa Carte	006-1513-0000-000000-100	477.55	
75990	8	5/21/2021	RC	Jr. Hi Stu. Ala Carte	006-1513-0000-000000-200	160.30	
75990	13	5/21/2021	RC	Eastern Stu. Ala Carte	006-1513-0000-000000-300	203.30	
75990	18	5/21/2021	RC	Central Stu. Ala Carte	006-1513-0000-000000-400	115.75	
75990	23	5/21/2021	RC	Western Stu. Ala Carte	006-1513-0000-000000-500	51.75	
75999	3	5/27/2021	RC	HS Stu. ALa Carte	006-1513-0000-000000-100	367.75	
75999	8	5/27/2021	RC	Jr. Hi Stu. Ala Carte	006-1513-0000-000000-200	125.10	
75999	13	5/27/2021	RC	Eastern Stu. Ala Carte	006-1513-0000-000000-300	109.60	
75999	18	5/27/2021	RC	Central Stu. Ala Carte	006-1513-0000-000000-400	75.95	
75999	23	5/27/2021	RC	Western Stu. Ala Carte	006-1513-0000-000000-500	31.00	
						\$ 3,951.10	
Receipt:	1514						
75940	2	5/7/2021	RC	HS Stu. Milk	006-1514-0000-000000-100	6.50	
75940	7	5/7/2021	RC	Jr. Hi. Stu Milk	006-1514-0000-000000-200	5.50	
75940	12	5/7/2021	RC	Eastern Stu. Milk	006-1514-0000-000000-300	0.00	
75940	17	5/7/2021	RC	Central Stu. Milk	006-1514-0000-000000-400	0.00	
75940	22	5/7/2021	RC	Western Stu. Milk	006-1514-0000-000000-500	0.00	
75956	2	5/14/2021	RC	HS Stu. Milk	006-1514-0000-000000-100	4.50	
75956	7	5/14/2021	RC	Jr. Hi. Stu Milk	006-1514-0000-000000-200	6.00	
75956	12	5/14/2021	RC	Eastern Stu. Milk	006-1514-0000-000000-300	1.00	
75956	17	5/14/2021	RC	Central Stu. Milk	006-1514-0000-000000-400	0.00	
75956	22	5/14/2021	RC	Western Stu. Milk	006-1514-0000-000000-500	0.00	
75990	2	5/21/2021	RC	HS Stu. Milk	006-1514-0000-000000-100	5.00	
75990	7	5/21/2021	RC	Jr. Hi. Stu Milk	006-1514-0000-000000-200	6.50	
75990	12	5/21/2021	RC	Eastern Stu. Milk	006-1514-0000-000000-300	0.00	
75990	17	5/21/2021	RC	Central Stu. Milk	006-1514-0000-000000-400	0.00	

Reporting Period: June 2021 (FY 2021)

6/7/21 12:27 PM

Start Date: 5/01/2021

End Date: 5/31/2021

LEXINGTON LOCAL SCHOOLS Receipts Ledger Report

Receipt #	Line #	Date	Type	Description	Full Account Code	Amount
75990	22	5/21/2021	RC	Western Stu. Milk	006-1514-0000-000000-500	\$ 0.00
75999	2	5/27/2021	RC	HS Stu. Milk	006-1514-0000-000000-100	1.50
75999	7	5/27/2021	RC	Jr. Hi. Stu Milk	006-1514-0000-000000-200	7.00
75999	12	5/27/2021	RC	Eastern Stu. Milk	006-1514-0000-000000-300	1.00
75999	17	5/27/2021	RC	Central Stu. Milk	006-1514-0000-000000-400	0.00
75999	22	5/27/2021	RC	Western Stu. Milk	006-1514-0000-000000-500	0.00
						\$ 44.50
Receipt:	1523					
75940	4	5/7/2021	RC	HS Adult Ala Carte	006-1523-0000-000000-100	59.80
75940	9	5/7/2021	RC	Jr. Hi Adult Ala Carte	006-1523-0000-000000-200	33.75
75940	14	5/7/2021	RC	Eastern Adult Ala Carte	006-1523-0000-000000-300	30.50
75940	19	5/7/2021	RC	Central Adult Ala Carte	006-1523-0000-000000-400	17.25
75940	24	5/7/2021	RC	Western Adult Ala Carte	006-1523-0000-000000-500	1.00
75956	4	5/14/2021	RC	HS Adult Ala Carte	006-1523-0000-000000-100	45.25
75956	9	5/14/2021	RC	Jr. Hi Adult Ala Carte	006-1523-0000-000000-200	46.25
75956	14	5/14/2021	RC	Eastern Adult Ala Carte	006-1523-0000-000000-300	52.25
75956	19	5/14/2021	RC	Central Adult Ala Carte	006-1523-0000-000000-400	18.50
75956	24	5/14/2021	RC	Western Adult Ala Carte	006-1523-0000-000000-500	0.50
75990	4	5/21/2021	RC	HS Adult Ala Carte	006-1523-0000-000000-100	86.90
75990	9	5/21/2021	RC	Jr. Hi Adult Ala Carte	006-1523-0000-000000-200	21.50
75990	14	5/21/2021	RC	Eastern Adult Ala Carte	006-1523-0000-000000-300	63.25
75990	19	5/21/2021	RC	Central Adult Ala Carte	006-1523-0000-000000-400	9.00
75990	24	5/21/2021	RC	Western Adult Ala Carte	006-1523-0000-000000-500	0.00
75999	4	5/27/2021	RC	HS Adult Ala Carte	006-1523-0000-000000-100	55.00
75999	9	5/27/2021	RC	Jr. Hi Adult Ala Carte	006-1523-0000-000000-200	22.00
75999	14	5/27/2021	RC	Eastern Adult Ala Carte	006-1523-0000-000000-300	26.25
75999	19	5/27/2021	RC	Central Adult Ala Carte	006-1523-0000-000000-400	14.50
75999	24	5/27/2021	RC	Western Adult Ala Carte	006-1523-0000-000000-500	2.50
						\$ 605.95
Receipt:	1890					
76004	1	5/27/2021	RC	3.5 Breakfast & Principal Breakfast	006-1890-0000-000000-000	839.84
						\$ 839.84
Receipt:	3200					
75917	1	5/3/2021	RC	State Lunch FY2021 -Central	006-3200-0000-000000-400	1,207.33
75917	2	5/3/2021	RC	State Lunch FY2021 - Eastern	006-3200-0000-000000-300	1,187.26
75917	3	5/3/2021	RC	State Lunch FY2021 - HS	006-3200-0000-000000-100	1,236.38
75917	4	5/3/2021	RC	State Lunch FY2021 - JH	006-3200-0000-000000-200	968.85
75917	5	5/3/2021	RC	State Lunch FY2021 Western	006-3200-0000-000000-500	1,003.29
75938	1	5/11/2021	RC	State Breakfast FY2021 -Central	006-3200-0000-000000-400	41.09
75938	2	5/11/2021	RC	State Breakfast FY2021 - Eastern	006-3200-0000-000000-300	40.41

25

Reporting Period: June 2021 (FY 2021)

6/7/21 12:27 PM

Start Date: 5/01/2021

End Date: 5/31/2021

LEXINGTON LOCAL SCHOOLS Receipts Ledger Report

Receipt #	Line #	Date	Type	Description	Full Account Code	Amount
75938	3	5/11/2021	RC	State Breakfast FY2021 - HS	006-3200-0000-000000-100	\$ 42.08
75938	4	5/11/2021	RC	State Breakfast FY2021 - JH	006-3200-0000-000000-200	32.98
75938	5	5/11/2021	RC	State Breakfast FY2021 Western	006-3200-0000-000000-500	34.15
						\$ 5,793.82
Receipt:	4120					
75991	1	5/28/2021	RC	Federal Reimb Lunch High	006-4120-0000-000000-100	17,789.02
75991	2	5/28/2021	RC	Federal Reimb Lunch Jr High	006-4120-0000-000000-200	12,755.54
75991	3	5/28/2021	RC	Federal Reimb Lunch Central	006-4120-0000-000000-400	14,287.78
75991	4	5/28/2021	RC	Federal Reimb Lunch East	006-4120-0000-000000-300	14,946.50
75991	5	5/28/2021	RC	Federal Reimb Lunch Western	006-4120-0000-000000-500	9,433.30
75991	6	5/28/2021	RC	Fed Reimb Breakfast - High	006-4120-0000-000000-100	1,665.09
75991	7	5/28/2021	RC	Federal Reimb Breakfast - Jr H	006-4120-0000-000000-200	1,288.20
75991	8	5/28/2021	RC	Federal Reimb Break - Central	006-4120-0000-000000-400	2,745.90
75991	9	5/28/2021	RC	Federal Reimb Break - East	006-4120-0000-000000-300	3,286.04
75991	10	5/28/2021	RC	Federal Reimb Break - Western	006-4120-0000-000000-500	4,176.48
						\$ 82,373.85
						\$ 92,384.63
Fund:	007					
Receipt:	1410					
76012	5	5/31/2021	RC	Richland Bank Int - Minutemen	007-1410-9100-000000-000	12.12
76012	3	5/31/2021	RC	Richland Bank Int - McCammon	007-1410-9800-000000-000	1.71
						\$ 13.83
Receipt:	1820					
75924	1	5/6/2021	RC	Martin Hall Donation	007-1820-9100-000000-000	2,989.08
75997	1	5/27/2021	RC	Dunlap Scholarship Donation	007-1820-9100-000000-000	603.00
						\$ 3,592.08
						\$ 3,605.91
Fund:	010					
Receipt:	1410					
76012	7	5/31/2021	RC	Classroom Facilities Fund	010-1410-0000-000000-000	1,007.39
						\$ 1,007.39
						\$ 1,007.39
Fund:	018					
Receipt:	1630					
75926	2	5/6/2021	RC	Central fees princ acct	018-1630-9400-000000-000	26.00
75931	2	5/7/2021	RC	School Fees princ acct	018-1630-9400-000000-000	2.00
75972	1	5/18/2021	RC	Central fees princ acct	018-1630-9400-000000-000	2.00
75984	1	5/24/2021	RC	Central fees princ acct	018-1630-9400-000000-000	6.00
76010	1	5/27/2021	RC	Western fees princ acct	018-1630-9500-000000-000	40.00
						\$ 76.00

Reporting Period: June 2021 (FY 2021)

6/7/21 12:27 PM

Start Date: 5/01/2021

End Date: 5/31/2021

LEXINGTON LOCAL SCHOOLS Receipts Ledger Report

Receipt #	Line #	Date	Type	Description	Full Account Code	Amount
Receipt: 1690						
75918	1	5/4/2021	RC	AP Exams	018-1690-9100-000000-000	\$ 380.00
75919	1	5/4/2021	RC	MD Coffee service	018-1690-9100-000000-000	52.75
75929	1	5/7/2021	RC	AP Exams	018-1690-9100-000000-000	570.00
75930	1	5/7/2021	RC	MD Coffee service	018-1690-9100-000000-000	41.00
75953	1	5/14/2021	RC	Merchant services pymt	018-1690-9100-000000-000	10.75
75954	1	5/14/2021	RC	MD Coffee service	018-1690-9100-000000-000	54.00
75961	1	5/17/2021	RC	Donations for Fire	018-1690-9100-000000-000	325.00
75970	8	5/18/2021	RC	Fire Donation	018-1690-9100-000000-000	80.00
75978	3	5/21/2021	RC	Fire Donation	018-1690-9100-000000-000	60.00
76007	1	5/27/2021	RC	6th gr promotion bowl tshirts	018-1690-9300-000000-000	675.05
75946	1	5/12/2021	RC	Book fair	018-1690-9301-000000-300	650.00
75957	1	5/13/2021	RC	Book fair	018-1690-9301-000000-300	1,350.00
75959	1	5/17/2021	RC	Book fair	018-1690-9301-000000-300	996.59
75975	1	5/20/2021	RC	Box Tops	018-1690-9301-000000-300	11.20
						\$ 5,256.34
Receipt: 1820						
75969	1	5/18/2021	RC	Yearbook sales	018-1820-9300-000000-000	388.00
75948	3	5/12/2021	RC	Western Princ Donation	018-1820-9500-000000-000	50.00
						\$ 438.00
Receipt: 1890						
75926	1	5/6/2021	RC	Central Box Tops	018-1890-9401-000000-000	16.50
75931	1	5/7/2021	RC	Lost library book	018-1890-9401-000000-000	7.00
75944	1	5/12/2021	RC	Lost Library Book	018-1890-9401-000000-000	6.00
75958	1	5/14/2021	RC	Lost Library Book	018-1890-9401-000000-000	12.00
75985	1	5/24/2021	RC	Lost Library Book	018-1890-9401-000000-000	12.00
75933	1	5/10/2021	RC	Bookfair	018-1890-9501-000000-000	678.96
75948	2	5/12/2021	RC	Western Box Tops	018-1890-9501-000000-000	10.50
76011	1	5/27/2021	RC	Western Lost Library Books	018-1890-9501-000000-000	131.84
						\$ 874.80
						\$ 6,645.14
Fund: 019						
Receipt: 1890						
75955	3	5/14/2021	RC	PTO Recycling-Central	019-1890-9121-000000-000	9.01
75970	3	5/18/2021	RC	PTO Recycling-Central	019-1890-9121-000000-000	9.81
75955	1	5/14/2021	RC	PTO Recycling-Eastern	019-1890-9122-000000-000	9.00
75970	1	5/18/2021	RC	PTO Recycling-Eastern	019-1890-9122-000000-000	9.80
75955	2	5/14/2021	RC	PTO Recycling-Western	019-1890-9123-000000-000	9.00
75970	2	5/18/2021	RC	PTO Recycling-Western	019-1890-9123-000000-000	9.80
						\$ 56.42

Reporting Period: June 2021 (FY 2021)

6/7/21 12:27 PM

Start Date: 5/01/2021

End Date: 5/31/2021

LEXINGTON LOCAL SCHOOLS Receipts Ledger Report

Receipt #	Line #	Date	Type	Description	Full Account Code	Amount
						<u>\$ 56.42</u>
Fund:	022					
Receipt:	1615					
75949	1	5/14/2021	RC	Athl tourn closeout	022-1615-9601-000000-000	\$ (5,404.41)
						<u>\$ (5,404.41)</u>
						<u>\$ (5,404.41)</u>
Fund:	024					
Receipt:	1410					
76012	2	5/31/2021	RC	Richland Bank Int. 024	024-1410-0000-000000-000	19.22
						<u>\$ 19.22</u>
Receipt:	1872					
75979	1	5/20/2021	RC	Employees' Premiums May	024-1872-0000-000000-000	64,235.81
75980	1	5/20/2021	RC	Board's Premiums May	024-1872-0000-000000-000	367,265.20
75986	1	5/24/2021	RC	Parker June Cobra	024-1872-0000-000000-000	2,155.95
						<u>\$ 433,656.96</u>
						<u>\$ 433,676.18</u>
Fund:	034					
Receipt:	1111					
75932	5	5/5/2021	RC	MH TAX - Richland	034-1111-0000-000000-000	73.95
						<u>\$ 73.95</u>
Receipt:	1122					
75932	10	5/5/2021	RC	Pers Prop Utility - Richland	034-1122-0000-000000-000	0.85
						<u>\$ 0.85</u>
						<u>\$ 74.80</u>
Fund:	200					
Receipt:	1620					
75925	1	5/7/2021	RC	Drama club sales	200-1620-9102-000000-000	75.00
75935	1	5/10/2021	RC	Drama club sales	200-1620-9102-000000-000	10.00
75936	1	5/11/2021	RC	Drama club sales	200-1620-9102-000000-000	10.00
75941	1	5/11/2021	RC	Drama club apparel sales	200-1620-9102-000000-000	375.00
75937	1	5/12/2021	RC	Drama club sales	200-1620-9102-000000-000	30.00
75950	1	5/14/2021	RC	Prom ticket sales	200-1620-9114-000000-000	500.00
75962	1	5/17/2021	RC	Yearbook sale	200-1620-9119-000000-000	65.00
76002	1	5/27/2021	RC	Yearbook sales	200-1620-9119-000000-000	115.00
						<u>\$ 1,180.00</u>
Receipt:	1690					
75960	1	5/17/2021	RC	Student Council - Prom Committee Donation	200-1690-9114-000000-000	73.00
75970	6	5/18/2021	RC	CACY Recycling	200-1690-9612-000000-000	15.00
						<u>\$ 88.00</u>
Receipt:	1820					

JJ

Reporting Period: June 2021 (FY 2021)
 Start Date: 5/01/2021
 End Date: 5/31/2021

6/7/21 12:27 PM

**LEXINGTON LOCAL SCHOOLS
 Receipts Ledger Report**

Receipt #	Line #	Date	Type	Description	Full Account Code	Amount
75942	1	5/11/2021	RC	Drama Club Donation	200-1820-9102-000000-000	\$ 603.00
76008	1	5/28/2021	RC	Eastern Student Council Donations - STOP Overpopulation of Pets	200-1820-9301-000000-000	56.00
						<u>\$ 659.00</u>
						<u>\$ 1,927.00</u>
Fund:	300					
Receipt:	1690					
75949	2	5/14/2021	RC	Athl tourn closeout	300-1690-9600-000000-000	5,404.41
						<u>\$ 5,404.41</u>
Receipt:	1890					
75943	1	5/12/2021	RC	Track Entry Fee	300-1890-9600-000000-712	200.00
75943	2	5/12/2021	RC	Boys Tennis Entry Fee	300-1890-9600-000000-711	375.00
						<u>\$ 575.00</u>
						<u>\$ 5,979.41</u>
Fund:	516					
Receipt:	4220					
75995	1	5/28/2021	RC	IDEA-B Revenue	516-4220-9021-000000-000	41,684.84
						<u>\$ 41,684.84</u>
						<u>\$ 41,684.84</u>
Fund:	572					
Receipt:	4220					
75994	1	5/28/2021	RC	EOEC Revenue	572-4220-9921-000000-000	5,695.32
						<u>\$ 5,695.32</u>
						<u>\$ 5,695.32</u>
Fund:	587					
Receipt:	4220					
75993	1	5/28/2021	RC	ECSE Revenue	587-4220-9021-000000-000	1,152.98
						<u>\$ 1,152.98</u>
						<u>\$ 1,152.98</u>
Fund:	590					
Receipt:	4220					
75992	1	5/28/2021	RC	Title II-A Revenue	590-4220-9021-000000-000	96.48
						<u>\$ 96.48</u>
						<u>\$ 96.48</u>
Grand Total						<u>\$ 1,566,997.45</u>

Reporting Period: May 2021 (FY 2021)
 As Of Period: 05/31/2021

6/3/21 2:57 PM

**LEXINGTON LOCAL SCHOOLS
 Revenue Account Summary**

Fund-SCC	Description	FYTDReceivable	FYTD Received	MTD Received	YTD Received
SCC:	0000				
001-0000	GENERAL FUND	\$ 24,492,649.00	\$ 23,674,408.92	\$ 976,531.03	\$ 11,834,364.30
		\$ 24,492,649.00	\$ 23,674,408.92	\$ 976,531.03	\$ 11,834,364.30
SCC:	9412				
001-9412	GENERAL BUDGET RESERVE SET- ASIDE-1%/BWC	0.00	0.00	0.00	0.00
		\$ 0.00	\$ 0.00	\$ 0.00	\$ 0.00
SCC:	0000				
002-0000	BOND RETIREMENT FUND	3,169,000.00	3,283,462.53	1,413.16	1,872,110.73
003-0000	PERMANENT IMPROVEMENT FUND	724,334.00	696,689.71	248.66	366,188.10
004-0000	LFI BUILDING FUND	100,000.00	98,430.43	222.51	5,863.17
006-0000	FOOD SERVICE FUND	715,727.00	633,991.33	92,384.63	394,910.46
		\$ 4,709,061.00	\$ 4,712,574.00	\$ 94,268.96	\$ 2,639,072.46
SCC:	9100				
007-9100	LEXINGTON MINUTEMEN ACADEMIC SCHOLARSHIP FUND	11,000.00	15,356.65	3,604.20	9,540.58
		\$ 11,000.00	\$ 15,356.65	\$ 3,604.20	\$ 9,540.58
SCC:	9800				
007-9800	TERRY McCAMMON SCHOLARSHIP FUND	295.00	5,253.94	1.71	5,052.60
		\$ 295.00	\$ 5,253.94	\$ 1.71	\$ 5,052.60
SCC:	0000				
010-0000	CLASSROOM FACILITIES CONSTRUCTION FUND	400,000.00	403,497.13	1,007.39	24,893.64
		\$ 400,000.00	\$ 403,497.13	\$ 1,007.39	\$ 24,893.64
SCC:	9100				
018-9100	HIGH SCHOOL PRINCIPAL'S FUND	9,900.00	5,545.88	1,013.50	3,354.24
		\$ 9,900.00	\$ 5,545.88	\$ 1,013.50	\$ 3,354.24
SCC:	9101				
018-9101	HIGH SCHOOL FLOWER FUND	150.00	0.00	0.00	0.00
		\$ 150.00	\$ 0.00	\$ 0.00	\$ 0.00
SCC:	9200				
018-9200	JUNIOR HIGH PRINCIPAL'S FUND	5,100.00	5.00	0.00	0.00
		\$ 5,100.00	\$ 5.00	\$ 0.00	\$ 0.00
SCC:	9300				
018-9300	EASTERN PRINCIPAL'S FUND	2,500.00	2,063.06	1,063.05	1,063.05
		\$ 2,500.00	\$ 2,063.06	\$ 1,063.05	\$ 1,063.05
SCC:	9301				
018-9301	EASTERN ELEMENTARY BOOKFAIR/BOXTOPS FUND	6,500.00	3,007.79	3,007.79	3,007.79
		\$ 6,500.00	\$ 3,007.79	\$ 3,007.79	\$ 3,007.79
SCC:	9302				

Reporting Period: May 2021 (FY 2021)
 As Of Period: 05/31/2021

6/3/21 2:57 PM

LEXINGTON LOCAL SCHOOLS
Revenue Account Summary

Fund-SCC	Description	FYTD Receivable	FYTD Received	MTD Received	YTD Received
018-9302	EASTERN ELEMENTARY MATH	\$ 0.00	\$ 0.00	\$ 0.00	\$ 0.00
		\$ 0.00	\$ 0.00	\$ 0.00	\$ 0.00
SCC:	9303				
018-9303	EASTERN RUN CLUB	1,250.00	790.00	0.00	0.00
		\$ 1,250.00	\$ 790.00	\$ 0.00	\$ 0.00
SCC:	9400				
018-9400	CENTRAL PRINCIPAL'S FUND	4,600.00	1,830.21	36.00	844.51
		\$ 4,600.00	\$ 1,830.21	\$ 36.00	\$ 844.51
SCC:	9401				
018-9401	CENTRAL ELEMENTARY BOOKFAIR FUND	4,000.00	367.80	53.50	320.80
		\$ 4,000.00	\$ 367.80	\$ 53.50	\$ 320.80
SCC:	9402				
018-9402	CENTRAL ELEMENTARY ART	0.00	0.00	0.00	0.00
		\$ 0.00	\$ 0.00	\$ 0.00	\$ 0.00
SCC:	9500				
018-9500	WESTERN PRINCIPAL'S FUND	6,000.00	3,522.27	90.00	1,322.10
		\$ 6,000.00	\$ 3,522.27	\$ 90.00	\$ 1,322.10
SCC:	9501				
018-9501	WESTERN ELEMENTARY BOOKFAIR/BOXTOPS FUND	5,000.00	2,251.69	821.30	1,111.69
		\$ 5,000.00	\$ 2,251.69	\$ 821.30	\$ 1,111.69
SCC:	9503				
018-9503	WESTERN ELEMENTARY ART	0.00	0.00	0.00	0.00
		\$ 0.00	\$ 0.00	\$ 0.00	\$ 0.00
SCC:	9901				
018-9901	JUNIOR HIGH TEACHER ADVISORY FUND	0.00	0.00	0.00	0.00
		\$ 0.00	\$ 0.00	\$ 0.00	\$ 0.00
SCC:	9001				
019-9001	ACADEMIC BOOSTERS GRANTS	0.00	0.00	0.00	0.00
		\$ 0.00	\$ 0.00	\$ 0.00	\$ 0.00
SCC:	9121				
019-9121	CENTRAL ELEMENTARY PTO GRANTS	1,100.00	1,095.35	18.82	62.92
		\$ 1,100.00	\$ 1,095.35	\$ 18.82	\$ 62.92
SCC:	9122				
019-9122	EASTERN ELEMENTARY PTO GRANTS	1,100.00	1,095.26	18.80	62.85
		\$ 1,100.00	\$ 1,095.26	\$ 18.80	\$ 62.85
SCC:	9123				
019-9123	WESTERN ELEMENTARY PTO GRANTS	1,100.00	1,095.28	18.80	62.87

Reporting Period: May 2021 (FY 2021)

6/3/21 2:57 PM

As Of Period: 05/31/2021

**LEXINGTON LOCAL SCHOOLS
Revenue Account Summary**

Fund-SCC	Description	FYTDReceivable	FYTD Received	MTD Received	YTD Received
SCC:	9200	\$ 1,100.00	\$ 1,095.28	\$ 18.80	\$ 62.87
019-9200	RICHLAND COUNTY FOUNDATION GRANT PLAYGROUND	\$ 0.00	\$ 0.00	\$ 0.00	\$ 0.00
		\$ 0.00	\$ 0.00	\$ 0.00	\$ 0.00
SCC:	9218				
019-9218	RICH CO FOUND-WRITE STUFF STEAM KIT	0.00	0.00	0.00	0.00
		\$ 0.00	\$ 0.00	\$ 0.00	\$ 0.00
SCC:	9221				
019-9221	RICH CO FOUND-SCIENCE DISCOVERY BINS	0.00	0.00	0.00	0.00
		\$ 0.00	\$ 0.00	\$ 0.00	\$ 0.00
SCC:	9222				
019-9222	RICH CO FOUND-ONE BIG HAPPY FAMILY	688.74	688.74	0.00	0.00
		\$ 688.74	\$ 688.74	\$ 0.00	\$ 0.00
SCC:	9223				
019-9223	RICH CO FOUND-MAKER MAVEN STEM	1,250.00	1,250.00	0.00	0.00
		\$ 1,250.00	\$ 1,250.00	\$ 0.00	\$ 0.00
SCC:	9224				
019-9224	RICH CO FOUND-STEM SNAP CIRCUITS	1,478.21	1,478.21	0.00	0.00
		\$ 1,478.21	\$ 1,478.21	\$ 0.00	\$ 0.00
SCC:	9301				
019-9301	RICH CO FOUND/SECO ROBOTICS GRANT (HEIMANN)	0.00	0.00	0.00	0.00
		\$ 0.00	\$ 0.00	\$ 0.00	\$ 0.00
SCC:	9302				
019-9302	RICH CO RETIRED TEACHERS ASSOC	0.00	0.00	0.00	0.00
		\$ 0.00	\$ 0.00	\$ 0.00	\$ 0.00
SCC:	9601				
022-9601	OHSAA TOURNAMENT AGENCY FUND	19,628.00	3,680.59	(5,404.41)	(3,904.41)
		\$ 19,628.00	\$ 3,680.59	\$ (5,404.41)	\$ (3,904.41)
SCC:	0000				
024-0000	EMPLOYEE BENEFITS FUND FOR MEDICAL/DENTAL	4,975,263.00	4,862,656.65	433,676.18	2,174,090.06
034-0000	OFCC PROJECT MAINTENANCE FUND	184,000.00	183,567.09	74.80	101,511.68
		\$ 5,159,263.00	\$ 5,046,223.74	\$ 433,750.98	\$ 2,275,601.74

Reporting Period: May 2021 (FY 2021)
 As Of Period: 05/31/2021

6/3/21 2:57 PM

**LEXINGTON LOCAL SCHOOLS
 Revenue Account Summary**

Fund-SCC	Description	FYTD Receivable	FYTD Received	MTD Received	YTD Received
200-9101	HIGH SCHOOL ART CLUB	\$ 279.00	\$ 0.00	\$ 0.00	\$ 0.00
SCC:	9102	\$ 279.00	\$ 0.00	\$ 0.00	\$ 0.00
200-9102	HIGH SCHOOL DRAMA CLUB	11,500.00	1,469.00	1,103.00	1,573.00
SCC:	9103	\$ 11,500.00	\$ 1,469.00	\$ 1,103.00	\$ 1,573.00
200-9103	HIGH SCHOOL MATH CLUB	0.00	0.00	0.00	0.00
SCC:	9104	\$ 0.00	\$ 0.00	\$ 0.00	\$ 0.00
200-9104	HIGH SCHOOL LEADERSHIP COUNCIL	0.00	0.00	0.00	0.00
SCC:	9105	\$ 0.00	\$ 0.00	\$ 0.00	\$ 0.00
200-9105	HIGH SCHOOL FRENCH CLUB	45.00	30.00	0.00	0.00
SCC:	9107	\$ 45.00	\$ 30.00	\$ 0.00	\$ 0.00
200-9107	HIGH SCHOOL SPANISH CLUB	150.00	0.00	0.00	0.00
SCC:	9108	\$ 150.00	\$ 0.00	\$ 0.00	\$ 0.00
200-9108	HIGH SCHOOL LEO CLUB	600.00	0.00	0.00	0.00
SCC:	9114	\$ 600.00	\$ 0.00	\$ 0.00	\$ 0.00
200-9114	HIGH SCHOOL STUDENT COUNCIL FUND	2,500.00	973.00	573.00	973.00
SCC:	9115	\$ 2,500.00	\$ 973.00	\$ 573.00	\$ 973.00
200-9115	HIGH SCHOOL KEY CLUB	3,000.00	500.25	0.00	0.00
SCC:	9116	\$ 3,000.00	\$ 500.25	\$ 0.00	\$ 0.00
200-9116	HIGH SCHOOL CHESS CLUB	0.00	0.00	0.00	0.00
SCC:	9119	\$ 0.00	\$ 0.00	\$ 0.00	\$ 0.00
200-9119	HIGH SCHOOL YEARBOOK FUND	16,500.00	11,564.00	180.00	1,864.00
SCC:	9120	\$ 16,500.00	\$ 11,564.00	\$ 180.00	\$ 1,864.00
200-9120	HIGH SCHOOL JOURNALISM FUND	0.00	0.00	0.00	0.00
SCC:	9121	\$ 0.00	\$ 0.00	\$ 0.00	\$ 0.00
200-9121	HIGH SCHOOL NATIONAL HONOR SOCIETY	2,500.00	1,379.50	0.00	635.50
SCC:	9201	\$ 2,500.00	\$ 1,379.50	\$ 0.00	\$ 635.50

Reporting Period: May 2021 (FY 2021)
 As Of Period: 05/31/2021

6/3/21 2:57 PM

**LEXINGTON LOCAL SCHOOLS
 Revenue Account Summary**

Fund-SCC	Description	FYTDReceivable	FYTD Received	MTD Received	YTD Received
200-9201	JUNIOR HIGH ART CLUB	\$ 75.00	\$ 178.15	\$ 0.00	\$ 0.00
		\$ 75.00	\$ 178.15	\$ 0.00	\$ 0.00
SCC:	9204				
200-9204	JUNIOR HIGH STUDENT COUNCIL FUND	1,317.00	0.00	0.00	0.00
		\$ 1,317.00	\$ 0.00	\$ 0.00	\$ 0.00
SCC:	9205				
200-9205	JUNIOR HIGH LIBRARY CLUB	0.00	0.00	0.00	0.00
		\$ 0.00	\$ 0.00	\$ 0.00	\$ 0.00
SCC:	9301				
200-9301	EASTERN ELEMENTARY STUDENT ACTIVITY FUND	1,500.00	639.70	56.00	639.70
		\$ 1,500.00	\$ 639.70	\$ 56.00	\$ 639.70
SCC:	9302				
200-9302	EASTERN ELEMENTARY ROBOTICS FUND	850.00	0.00	0.00	0.00
		\$ 850.00	\$ 0.00	\$ 0.00	\$ 0.00
SCC:	9611				
200-9611	HIGH SCHOOL INFORMED TEENS FUND	0.00	0.00	0.00	0.00
		\$ 0.00	\$ 0.00	\$ 0.00	\$ 0.00
SCC:	9612				
200-9612	JUNIOR HIGH INFORMED TEENS FUND	1,000.00	547.70	15.00	531.08
		\$ 1,000.00	\$ 547.70	\$ 15.00	\$ 531.08
SCC:	9115				
300-9115	JAZZ BAND	0.00	0.00	0.00	0.00
		\$ 0.00	\$ 0.00	\$ 0.00	\$ 0.00
SCC:	9116				
300-9116	CHOIR	300.00	0.00	0.00	0.00
		\$ 300.00	\$ 0.00	\$ 0.00	\$ 0.00
SCC:	9206				
300-9206	JUNIOR HIGH PHYS ED DEPARTMENT FUND	2,800.00	150.00	0.00	0.00
		\$ 2,800.00	\$ 150.00	\$ 0.00	\$ 0.00
SCC:	9210				
300-9210	JR HIGH INSTRUMENTAL	0.00	0.00	0.00	0.00
		\$ 0.00	\$ 0.00	\$ 0.00	\$ 0.00
SCC:	9600				
300-9600	ATHLETIC FUND	196,500.00	119,086.33	5,979.41	45,802.52
		\$ 196,500.00	\$ 119,086.33	\$ 5,979.41	\$ 45,802.52
SCC:	9601				
300-9601	ATHLETIC CAPITAL FUND	25,000.00	25,000.00	0.00	25,000.00

Reporting Period: May 2021 (FY 2021)
 As Of Period: 05/31/2021

6/3/21 2:57 PM

**LEXINGTON LOCAL SCHOOLS
 Revenue Account Summary**

Fund-SCC	Description	FYTDReceivable	FYTD Received	MTD Received	YTD Received
		\$ 25,000.00	\$ 25,000.00	\$ 0.00	\$ 25,000.00
SCC:	9602				
300-9602	ORCHESTRA	\$ 0.00	\$ 0.00	\$ 0.00	\$ 0.00
		\$ 0.00	\$ 0.00	\$ 0.00	\$ 0.00
SCC:	9603				
300-9603	ELEMENTARY MUSIC	0.00	0.00	0.00	0.00
		\$ 0.00	\$ 0.00	\$ 0.00	\$ 0.00
SCC:	9605				
300-9605	BAND	0.00	0.00	0.00	0.00
		\$ 0.00	\$ 0.00	\$ 0.00	\$ 0.00
SCC:	9021				
451-9021	Network Connectivity FY 2021	9,000.00	9,000.00	0.00	4,500.00
		\$ 9,000.00	\$ 9,000.00	\$ 0.00	\$ 4,500.00
SCC:	0000				
467-0000	STUDENT WELLNESS AND SUCCESS FUND	313,072.28	410,490.45	0.00	289,826.45
		\$ 313,072.28	\$ 410,490.45	\$ 0.00	\$ 289,826.45
SCC:	9021				
499-9021	SCHOOL SAFETY GRANT FY21	10,500.00	12,100.92	0.00	12,100.92
		\$ 10,500.00	\$ 12,100.92	\$ 0.00	\$ 12,100.92
SCC:	9121				
499-9121	SCHOOL BUS PURCHASE PROGRAM	42,925.71	42,925.71	0.00	0.00
		\$ 42,925.71	\$ 42,925.71	\$ 0.00	\$ 0.00
SCC:	9021				
507-9021	ESSER FUNDING FY21	237,635.18	234,267.13	0.00	12,349.54
		\$ 237,635.18	\$ 234,267.13	\$ 0.00	\$ 12,349.54
SCC:	9921				
507-9921	ESSER II FUNDING	0.00	0.00	0.00	0.00
		\$ 0.00	\$ 0.00	\$ 0.00	\$ 0.00
SCC:	9021				
510-9021	CRF FUNDING FY21	118,824.75	118,824.75	0.00	92,861.61
		\$ 118,824.75	\$ 118,824.75	\$ 0.00	\$ 92,861.61
SCC:	9020				
516-9020	IDEA-B SPECIAL EDUCATION FY20	34,158.24	34,158.24	0.00	0.00
		\$ 34,158.24	\$ 34,158.24	\$ 0.00	\$ 0.00
SCC:	9021				
516-9021	IDEA-B SPECIAL EDUCATION FY21	586,242.19	397,126.51	41,684.84	265,192.55
		\$ 586,242.19	\$ 397,126.51	\$ 41,684.84	\$ 265,192.55
SCC:	9020				
572-9020	TITLE I FY20	37,225.31	34,683.37	0.00	0.00
		\$ 37,225.31	\$ 34,683.37	\$ 0.00	\$ 0.00

Reporting Period: May 2021 (FY 2021)
 As Of Period: 05/31/2021

6/3/21 2:57 PM

**LEXINGTON LOCAL SCHOOLS
 Revenue Account Summary**

Fund-SCC	Description	FYTDReceivable	FYTD Received	MTD Received	YTD Received
SCC:	9021				
572-9021	TITLE I FY21	\$ 266,587.05	\$ 210,313.14	\$ 0.00	\$ 133,638.72
		\$ 266,587.05	\$ 210,313.14	\$ 0.00	\$ 133,638.72
SCC:	9921				
572-9921	EOEC	5,695.32	5,695.32	5,695.32	5,695.32
		\$ 5,695.32	\$ 5,695.32	\$ 5,695.32	\$ 5,695.32
SCC:	9020				
587-9020	EARLY CHILDHOOD SPECIAL EDUCATION IDEA FY20	3,304.44	3,304.44	0.00	0.00
		\$ 3,304.44	\$ 3,304.44	\$ 0.00	\$ 0.00
SCC:	9021				
587-9021	EARLY CHILDHOOD SPECIAL EDUCATION IDEA FY21	15,153.47	15,103.42	1,152.98	11,976.41
590-9021	TITLE II-A IMPROVING TEACHER QUALITY FY21	52,936.51	53,032.99	96.48	30,126.52
599-9021	TITLE IV FY21	30,374.82	21,379.95	0.00	1,345.00
		\$ 98,464.80	\$ 89,516.36	\$ 1,249.46	\$ 43,447.93
SCC:	9921				
599-9921	RICHLAND COUNTY MOBILE HOT SPOT GRANT	20,800.00	20,800.00	0.00	0.00
		\$ 20,800.00	\$ 20,800.00	\$ 0.00	\$ 0.00
Grand Total		\$ 36,894,464.22	\$ 35,671,805.48	\$ 1,566,437.45	\$ 17,732,465.57

Reporting Period: May 2021 (FY 2021)
 As Of Period: 05/31/2021

6/7/21 12:23 PM

LEXINGTON LOCAL SCHOOLS
Appropriation Summary Report

Fund-SCC	Description	FYTD Appropriated	Prior Year Encumbrance	FYTD Expendable	FYTD Expended	MTD Expended	Encumbrance	Future Encumbrance	FYTD Unencumbered	Percent Expended/Encumbered
001-0000	GENERAL FUND	\$ 26,167,897.00	\$ 260,497.56	\$ 26,428,394.56	\$ 22,238,792.25	\$ 1,909,584.73	\$ 814,300.93	\$ 18,919.60	\$ 3,375,301.38	87.23 %
001-9412	GENERAL BUDGET RESERVE SET-ASIDE-1%/BWC	0.00	0.00	0.00	0.00	0.00	0.00	0.00	0.00	0.00
002-0000	BOND RETIREMENT FUND	5,017,331.26	0.00	5,017,331.26	5,006,305.21	212.92	0.00	0.00	11,026.05	99.78
003-0000	PERMANENT IMPROVEMENT FUND	725,000.00	29,181.47	754,181.47	415,837.19	11,562.59	91,883.64	745.48	246,460.64	67.32
004-0000	LPI BUILDING FUND	10,092,430.78	881,259.00	10,973,689.78	2,445,492.91	449,954.69	14,937,708.41	0.00	(6,409,511.54)	158.41
006-0000	FOOD SERVICE FUND	718,008.01	1,431.04	719,439.05	645,527.90	72,341.28	10,839.08	211.00	63,072.07	91.23
007-9100	LEXINGTON MINUTEMEN ACADEMIC SCHOLARSHIP FUND	15,500.00	3,000.00	18,500.00	14,500.00	1,000.00	3,500.00	0.00	500.00	97.30
007-9800	TERRY McCAMMON SCHOLARSHIP FUND	0.00	0.00	0.00	0.00	0.00	0.00	0.00	0.00	0.00
010-0000	CLASSROOM FACILITIES CONSTRUCTION FUND	42,866,140.46	2,009,659.15	44,875,799.61	6,275,598.64	1,050,000.00	30,872,343.42	0.00	7,727,857.55	82.78
018-9100	HIGH SCHOOL PRINCIPAL'S FUND	10,604.30	0.00	10,604.30	2,685.24	437.21	7,633.52	0.00	285.54	97.31
018-9101	HIGH SCHOOL FLOWER FUND	209.00	0.00	209.00	65.00	0.00	0.00	0.00	144.00	31.10
018-9200	JUNIOR HIGH PRINCIPAL'S FUND	5,412.67	5,880.00	11,292.67	180.22	0.00	5,974.78	0.00	5,137.67	54.50
018-9300	EASTERN PRINCIPAL'S FUND	3,401.48	426.40	3,827.88	1,368.20	0.00	1,306.00	0.00	1,153.68	69.86
018-9301	EASTERN ELEMENTARY BOOKFAIR/BOXTOP S FUND	10,397.27	0.00	10,397.27	310.02	0.00	2,990.68	0.00	7,096.57	31.75
018-9302	EASTERN ELEMENTARY MATH	1,036.52	0.00	1,036.52	0.00	0.00	0.00	0.00	1,036.52	0.00
018-9303	EASTERN RUN CLUB	1,771.83	0.00	1,771.83	815.10	0.00	384.90	0.00	571.83	67.73
018-9400	CENTRAL PRINCIPAL'S FUND	7,500.00	1,282.91	8,782.91	2,500.00	116.00	721.48	0.00	5,561.43	36.68
018-9401	CENTRAL ELEMENTARY BOOKFAIR FUND	6,500.00	56.72	6,556.72	578.68	0.00	351.45	0.00	5,626.59	14.19
018-9402	CENTRAL	1,500.00	0.00	1,500.00	0.00	0.00	0.00	0.00	1,500.00	0.00

Reporting Period: May 2021 (FY 2021)
 As Of Period: 05/31/2021

6/7/21 12:23 PM

**LEXINGTON LOCAL SCHOOLS
 Appropriation Summary Report**

Fund-SCC	Description	FYTD Appropriated	Prior Year Encumbrance	FYTD Expendable	FYTD Expended	MTD Expended	Encumbrance	Future Encumbrance	FYTD Unencumbered	Percent Expended/Encumbered
018-9500	ELEMENTARY ART WESTERN PRINCIPAL'S FUND	\$ 9,500.00	\$ 201.50	\$ 9,701.50	\$ 1,773.54	\$ 188.29	\$ 2,951.04	\$ 0.00	\$ 4,976.92	48.70 %
018-9501	WESTERN ELEMENTARY BOOKFAIR/BOXTOPS FUND	6,500.00	0.00	6,500.00	0.00	0.00	0.00	0.00	6,500.00	0.00
018-9503	WESTERN ELEMENTARY ART	1,986.42	0.00	1,986.42	0.00	0.00	0.00	0.00	1,986.42	0.00
018-9901	JUNIOR HIGH TEACHER ADVISORY FUND	109.25	0.00	109.25	0.00	0.00	0.00	0.00	109.25	0.00
019-9001	ACADEMIC BOOSTERS GRANTS	769.07	0.00	769.07	0.00	0.00	0.00	0.00	769.07	0.00
019-9121	CENTRAL ELEMENTARY PTO GRANTS	2,306.26	443.64	2,749.90	998.89	0.00	250.00	0.00	1,501.01	45.42
019-9122	EASTERN ELEMENTARY PTO GRANTS	2,401.33	0.00	2,401.33	0.00	0.00	0.00	0.00	2,401.33	0.00
019-9123	WESTERN ELEMENTARY PTO GRANTS	3,139.13	0.00	3,139.13	0.00	0.00	0.00	0.00	3,139.13	0.00
019-9200	RICHLAND COUNTY FOUNDATION GRANT PLAYGROUND	200.00	0.00	200.00	0.00	0.00	0.00	0.00	200.00	0.00
019-9218	RICH CO FOUND-WRITE STUFF STEAM KIT	52.93	0.00	52.93	0.00	0.00	0.00	0.00	52.93	0.00
019-9221	RICH CO FOUND-SCIENCE DISCOVERY BINS	0.95	0.00	0.95	0.00	0.00	0.00	0.00	0.95	0.00
019-9222	RICH CO FOUND-ONE BIG HAPPY FAMILY	688.74	0.00	688.74	686.33	0.00	0.00	0.00	2.41	99.65
019-9223	RICH CO FOUND-MAKER MAVEN STEM	1,250.00	0.00	1,250.00	1,250.00	0.00	0.00	0.00	0.00	100.00
019-9224	RICH CO FOUND-STEM SNAP CIRCUITS	1,478.21	0.00	1,478.21	1,411.85	0.00	0.00	0.00	66.36	95.51
019-9301	RICH CO FOUND/SECO ROBOTICS GRANT (HEIMANN)	31.72	0.00	31.72	0.00	0.00	0.00	0.00	31.72	0.00
019-9302	RICH CO RETIRED TEACHERS ASSOC	150.00	0.00	150.00	0.00	0.00	0.00	0.00	150.00	0.00

Reporting Period: May 2021 (FY 2021)
 As Of Period: 05/31/2021

6/7/21 12:23 PM

**LEXINGTON LOCAL SCHOOLS
 Appropriation Summary Report**

Fund-SCC	Description	FYTD Appropriated	Prior Year Encumbrance	FYTD Expendable	FYTD Expended	MTD Expended	Encumbrance	Future Encumbrance	FYTD Unencumbered	Percent Expended/Encumbered
022-9601	OHSAA TOURNAMENT AGENCY FUND	\$ 19,628.00	\$ (6,642.92)	\$ 12,985.08	\$ 3,837.54	\$ 156.95	\$ 15,088.05	\$ 0.00	\$ (5,940.51)	145.75 %
024-0000	EMPLOYEE BENEFITS FUND FOR MEDICAL/DENTAL	5,096,545.00	0.00	5,096,545.00	4,980,828.04	274,784.60	299,892.60	0.00	(184,175.64)	103.61
034-0000	OFCC PROJECT MAINTENANCE FUND	5,000.00	0.00	5,000.00	3,062.62	11.28	0.00	0.00	1,937.38	61.25
200-9101	HIGH SCHOOL ART CLUB	651.46	0.00	651.46	0.00	0.00	0.00	0.00	651.46	0.00
200-9102	HIGH SCHOOL DRAMA CLUB	20,000.00	4,599.04	24,599.04	40.00	0.00	1,135.00	0.00	23,424.04	4.78
200-9103	HIGH SCHOOL MATH CLUB	52.70	0.00	52.70	0.00	0.00	0.00	0.00	52.70	0.00
200-9104	HIGH SCHOOL LEADERSHIP COUNCIL	697.11	0.00	697.11	0.00	0.00	0.00	0.00	697.11	0.00
200-9105	HIGH SCHOOL FRENCH CLUB	379.75	0.00	379.75	0.00	0.00	0.00	0.00	379.75	0.00
200-9107	HIGH SCHOOL SPANISH CLUB	718.50	(80.24)	638.26	0.00	0.00	0.00	0.00	638.26	0.00
200-9108	HIGH SCHOOL LEO CLUB	1,000.00	518.13	1,518.13	115.88	0.00	384.12	0.00	1,018.13	32.94
200-9114	HIGH SCHOOL STUDENT COUNCIL FUND	2,500.00	(19.45)	2,480.55	0.00	0.00	500.00	0.00	1,980.55	20.16
200-9115	HIGH SCHOOL KEY CLUB	1,000.00	0.00	1,000.00	490.00	0.00	0.00	0.00	510.00	49.00
200-9116	HIGH SCHOOL CHESS CLUB	321.00	0.00	321.00	0.00	0.00	0.00	0.00	321.00	0.00
200-9119	HIGH SCHOOL YEARBOOK FUND	20,000.00	4,831.20	24,831.20	1,167.74	0.00	18,663.46	0.00	5,000.00	79.86
200-9120	HIGH SCHOOL JOURNALISM FUND	250.00	0.00	250.00	0.00	0.00	0.00	0.00	250.00	0.00
200-9121	HIGH SCHOOL NATIONAL HONOR SOCIETY	1,500.00	0.00	1,500.00	1,631.33	371.20	0.00	0.00	(131.33)	108.76
200-9201	JUNIOR HIGH ART CLUB	616.33	0.00	616.33	0.00	0.00	200.25	0.00	416.08	32.49
200-9204	JUNIOR HIGH STUDENT COUNCIL FUND	1,500.00	0.00	1,500.00	0.00	0.00	0.00	0.00	1,500.00	0.00
200-9205	JUNIOR HIGH LIBRARY CLUB	77.65	0.00	77.65	0.00	0.00	0.00	0.00	77.65	0.00
200-9301	EASTERN ELEMENTARY	2,000.00	0.00	2,000.00	731.40	477.75	483.53	0.00	785.07	60.75

Reporting Period: May 2021 (FY 2021)
 As Of Period: 05/31/2021

6/7/21 12:23 PM

**LEXINGTON LOCAL SCHOOLS
 Appropriation Summary Report**

Fund-SCC	Description	FYTD Appropriated	Prior Year Encumbrance	FYTD Expendable	FYTD Expended	MTD Expended	Encumbrance	Future Encumbrance	FYTD Unencumbered	Percent Expended/Encumbered
	STUDENT ACTIVITY FUND									
200-9302	EASTERN ELEMENTARY ROBOTICS FUND	\$ 1,425.16	\$ 0.00	\$ 1,425.16	\$ 0.00	\$ 0.00	\$ 0.00	\$ 0.00	\$ 1,425.16	0.00 %
200-9611	HIGH SCHOOL INFORMED TEENS FUND	903.63	0.00	903.63	0.00	0.00	0.00	0.00	903.63	0.00
200-9612	JUNIOR HIGH INFORMED TEENS FUND	1,544.18	0.00	1,544.18	0.00	0.00	25.47	252.35	1,518.71	1.65
300-9115	JAZZ BAND	1,000.00	0.00	1,000.00	0.00	0.00	755.00	0.00	245.00	75.50
300-9116	CHOIR	1,584.95	0.00	1,584.95	0.00	0.00	0.00	0.00	1,584.95	0.00
300-9206	JUNIOR HIGH PHYS ED DEPARTMENT FUND	3,000.00	(43.88)	2,956.12	386.23	0.00	1,136.08	0.00	1,433.81	51.50
300-9210	JR HIGH INSTRUMENTAL	41.03	0.00	41.03	0.00	0.00	0.00	0.00	41.03	0.00
300-9600	ATHLETIC FUND	198,700.00	1,296.44	199,996.44	131,249.31	5,305.97	23,833.90	0.00	44,913.23	77.54
300-9601	ATHLETIC CAPITAL FUND	45,000.00	0.00	45,000.00	0.00	0.00	1,065.00	0.00	43,935.00	2.37
300-9602	ORCHESTRA	63.22	0.00	63.22	0.00	0.00	0.00	0.00	63.22	0.00
300-9603	ELEMENTARY MUSIC	1,572.09	0.00	1,572.09	0.00	0.00	0.00	0.00	1,572.09	0.00
300-9605	BAND	232.95	0.00	232.95	0.00	0.00	0.00	0.00	232.95	0.00
451-9021	Network Connectivity FY 2021	9,000.00	0.00	9,000.00	9,000.00	0.00	0.00	0.00	0.00	100.00
467-0000	STUDENT WELLNESS AND SUCCESS FUND	313,958.80	19,964.28	333,923.08	340,154.30	46,534.32	28,095.53	0.00	(34,326.75)	110.28
499-9021	SCHOOL SAFETY GRANT FY21	10,500.00	0.00	10,500.00	12,100.92	0.00	0.00	0.00	(1,600.92)	115.25
499-9121	SCHOOL BUS PURCHASE PROGRAM	42,925.71	0.00	42,925.71	42,925.71	0.00	0.00	0.00	0.00	100.00
507-9021	ESSER FUNDING FY21	23,763.52	0.00	23,763.52	23,763.52	592.05	0.00	0.00	0.00	100.00
507-9921	ESSER II FUNDING	0.00	0.00	0.00	703,410.36	199,804.70	3,396.00	8,700.00	(706,806.36)	0.00
510-9021	CRF FUNDING FY21	118,824.75	0.00	118,824.75	118,824.75	0.00	0.00	0.00	0.00	100.00
516-9020	IDEA-B SPECIAL EDUCATION FY20	7,325.13	14,133.53	21,458.66	7,325.13	0.00	0.00	0.00	14,133.53	34.14
516-9021	IDEA-B SPECIAL EDUCATION FY21	572,108.66	0.00	572,108.66	397,902.79	32,196.10	100,128.07	0.00	74,077.80	87.05
572-9020	TITLE I FY20	9,249.35	1,187.16	10,436.51	10,436.51	0.00	0.00	0.00	0.00	100.00
572-9021	TITLE I FY21	269,128.99	0.00	269,128.99	242,205.36	22,081.18	4,894.75	0.00	22,028.88	91.81

Reporting Period: May 2021 (FY 2021)
 As Of Period: 05/31/2021

6/7/21 12:23 PM

**LEXINGTON LOCAL SCHOOLS
 Appropriation Summary Report**

Fund-SCC	Description	FYTD Appropriated	Prior Year Encumbrance	FYTD Expendable	FYTD Expended	MTD Expended	Encumbrance	Future Encumbrance	FYTD Unencumbered	Percent Expended/Encumbered
572-9921	FOEC	\$ 5,695.32	\$ 0.00	\$ 5,695.32	\$ 5,695.32	\$ 0.00	\$ 0.00	\$ 0.00	\$ 0.00	100.00 %
587-9020	EARLY CHILDHOOD SPECIAL EDUCATION IDEA FY20	0.00	60.00	60.00	0.00	0.00	0.00	0.00	60.00	0.00
587-9021	EARLY CHILDHOOD SPECIAL EDUCATION IDEA FY21	15,093.47	0.00	15,093.47	15,103.42	946.86	0.00	0.00	(9.95)	100.07
590-9021	TITLE II-A IMPROVING TEACHER QUALITY FY21	52,936.51	0.00	52,936.51	53,032.99	(849.28)	0.00	0.00	(96.48)	100.18
599-9021	TITLE IV FY21	30,374.82	0.00	30,374.82	21,379.95	0.00	0.00	0.00	8,994.87	70.39
599-9921	RICHLAND COUNTY MOBILE HOT SPOT GRANT	20,800.00	0.00	20,800.00	18,679.04	0.00	2,106.00	0.00	14.96	99.93
Grand Total		\$ 92,612,394.33	\$ 3,233,122.68	\$ 95,845,517.01	\$ 44,202,157.33	\$ 4,077,811.39	\$ 47,254,922.14	\$ 28,828.43	\$ 4,388,437.54	