


LEXINGTON LOCAL SCHOOLS



FINANCIAL REPORT
FOR THE PERIOD ENDING
MAY 31, 2020

PREPARED BY
JASON WHITESEL, TREASURER

DATE: 06/03/2020
TIME: 09:58

LEXINGTON LOCAL SCHOOLS
CASH RECONCILIATION AS OF 05/31/2020

PAGE: 1
(USAEMSED)

	SUB-TOTALS	TOTALS
	-----	-----
Gross Depository Balances:		
RICHLAND BANK MMA 5719	\$ 6,136,855.04	
RICHLAND BANK SWEEP ACCT 3520	2,616,028.67	
RICHLAND BANK GENERAL ACCT 0580	304,008.28	
RICHLAND BANK ANTHEM SWEEP 3523	1,660,428.98	
RICHLAND BANK EE BENEFITS 3180	0.00	
RICHLAND BANK PAYROLL ACCT 9780	26,575.09	
RICHLAND BANK ATHLETIC ACCT 3280	5,765.00	

Total Depository Balances (Gross)		\$ 10,749,661.06
Adjustments to Bank Balance:		
Cash in Transit to Bank	\$ 224.31	
Outstanding Checks	152,168.01-	
Adjustments	663.94-	
Municipal Income Tax -\$662.08		
Outstanding Medicare Payment -\$1.86		

Total Adjustments to Bank Balance		152,607.64-
Investments:		
Treasury Bonds and Notes	\$ 32,135,112.25	
Certificate of Deposits	8,274,000.00	
Other Securities	15,449,387.64	
Other Investments:		
Richland Bank MMA (5750)	46,994.61	
RICHLAND BANK MMA (R252)	4,771,603.46	
Richland Bank MMA/Sav (R252)	248,000.00	

Total Investments		60,925,097.96
Cash on Hand:		
Petty Cash:		
TREASURER'S OFFICE	\$ 100.00	
HIGH SCHOOL	30.00	
JUNIOR HIGH SCHOOL	50.00	
EASTERN, CENTRAL, WESTERN	100.00	
Change Cash:		
ATHLETIC CHANGE	\$ 3,000.00	
JUNIOR HIGH SCHOOL	100.00	
Cash with Fiscal Agent	0.00	

Total Cash on Hand		3,380.00

Total Balances		\$ 71,525,531.38
		=====
Total Fund Balance		\$ 71,524,531.38
		=====
Depository Clearance Accounts:		

Total Clearance Account Balances		\$ 0.00

Jason L. [Signature]

May 01, 2020 through May 31, 2020

Account Name : Lexington Local SD Managing Agency

Account No : 5750

Summary Of Investment Holdings

Quantity	Description		Unit Value	Market Value	Tax Cost	Estimated Ann Inc	Yield To Mkt
Money Markets - Taxable							
46,994.61	Northern Instl Government Select Portfolio		1.0000	46,994.61	46,994.61	79.89	0.17%
Totals				46,994.61	46,994.61	79.89	0.17%
Marketable CDs							
200,000	Alma Bank	1.300%	06/10/2020	100.0397	200,079.40	200,000.00	2,600.00 1.30%
150,000	Community Fin'l Svcs Bk KY	1.500%	08/19/2020	100.3103	150,465.45	150,000.00	2,250.00 1.50%
200,000	Bank Leumi USA NY NY	1.750%	08/25/2020	100.3979	200,795.80	200,000.00	3,500.00 1.74%
248,000	Wells Fargo Bank NA	2.800%	09/14/2020	100.7886	249,955.73	248,000.00	6,944.00 2.78%
200,000	Marlin Business Bank	1.850%	10/13/2020	100.6474	201,294.80	200,000.00	3,700.00 1.84%
175,000	Unison Bank	1.500%	11/25/2020	100.9376	176,640.80	175,000.00	2,625.00 1.49%
200,000	Goldman Sachs Bank USA	1.850%	02/17/2021	101.2292	202,458.40	200,000.00	3,700.00 1.83%
200,000	MB Financial Bank NA	1.400%	03/30/2021	100.8252	201,650.40	200,000.00	2,800.00 1.39%
100,000	BankVista	1.400%	04/06/2021	101.0598	101,059.80	100,000.00	1,400.00 1.39%
200,000	Bank of Santa Clarita CA	1.400%	04/15/2021	101.0884	202,176.80	200,000.00	2,800.00 1.38%
200,000	Stearns Bank NA	1.950%	09/29/2021	102.3391	204,678.20	200,000.00	3,900.00 1.91%
200,000	Citibank NA	3.150%	10/26/2021	104.1689	208,337.80	200,000.00	6,300.00 3.02%
200,000	BMW Bank North America	3.050%	12/28/2021	104.4832	208,966.40	200,000.00	6,100.00 2.92%
100,000	Medallion Bank UT	3.050%	01/10/2022	104.5759	104,575.90	100,000.00	3,050.00 2.92%
150,000	TIAA FSB	2.850%	02/22/2022	104.5515	156,827.25	150,000.00	4,275.00 2.73%
200,000	Bridgewater Bank Bloom MN	1.900%	02/28/2022	102.9385	205,877.00	200,000.00	3,800.00 1.85%
200,000	Continental Bank UT	1.900%	06/22/2022	103.4202	206,840.40	200,000.00	3,800.00 1.84%
200,000	American Express Centurion	2.400%	09/12/2022	104.4809	208,961.80	200,000.00	4,800.00 2.30%
200,000	Discover Bank	2.250%	09/27/2022	104.5557	209,111.40	200,000.00	4,500.00 2.15%
200,000	Sallie Mae Bank SLC UT	2.500%	12/13/2022	105.4985	210,997.00	200,000.00	5,000.00 2.37%
25,000	State Bank of India NY	3.000%	03/06/2023	107.2821	26,820.53	25,000.00	750.00 2.80%
200,000	Comenity Capital Bank	2.700%	04/17/2023	106.6541	213,308.20	200,000.00	5,400.00 2.53%
150,000	Merrick Bank	2.050%	07/12/2023	105.0697	157,604.55	150,000.00	3,075.00 1.95%

May 01, 2020 through May 31, 2020

Account Name : Lexington Local SD Managing Agency

Account No : 5750

Summary Of Investment Holdings

Quantity	Description			Unit Value	Market Value	Tax Cost	Estimated Ann Inc To Mkt	Yield
100,000	Border State Bank	1.100%	03/27/2024	102.2531	102,253.10	100,000.00	1,100.00	1.08%
248,000	Live Oak Banking Company	1.250%	09/13/2024	102.4702	254,126.10	248,000.00	3,100.00	1.22%
<i>Totals</i>					4,565,863.01	4,446,000.00	91,269.00	2.00%
<u>Commercial Paper - Corporate</u>								
200,000	Airbus Group Com'l Paper	1.190%	07/06/2020	99.7937	199,587.32	199,596.72	2,379.89	1.19%
<i>Totals</i>					199,587.32	199,596.72	2,379.89	1.19%
<u>U.S. Govt Agy-Exempt State</u>								
150,000	FFCB	1.690%	02/12/2024	100.7310	151,096.44	150,000.00	2,535.00	1.68%
<i>Totals</i>					151,096.44	150,000.00	2,535.00	1.68%
<u>U.S. Govt Agy-Non-Ex St-Int Only</u>								
300,000	FNMA	1.300%	07/28/2020	100.1769	300,530.71	300,000.00	3,900.00	1.30%
150,000	FHLMC	1.625%	02/28/2024	100.1581	150,237.14	150,000.00	2,437.50	1.62%
<i>Totals</i>					450,767.85	450,000.00	6,337.50	1.41%
<i>Grand Total</i>					5,414,309.23	5,292,591.33	102,601.28	1.90%

Gain or Loss amounts and transactions, as shown, may not reflect the amount to be used for income tax purposes.

May 01, 2020 through May 31, 2020

Account Name : Lexington Local SD Bond Acct Man Agcy

Account No : R252

Summary Of Investment Holdings

Quantity	Description		Unit Value	Market Value	Tax Cost	Estimated Ann Inc	Yield To Mkt
<u>Money Markets - Taxable</u>							
4,771,603.46	Northern Instl Government Select Portfolio		1.0000	4,771,603.46	4,771,603.46	8,111.73	0.17%
Totals				4,771,603.46	4,771,603.46	8,111.73	0.17%
<u>Money Markets/Savings - Taxable</u>							
248,000	Park National Bank FDIC Account P250		1.0000	248,000.00	248,000.00	471.20	0.19%
Totals				248,000.00	248,000.00	471.20	0.19%
<u>Marketable CDs</u>							
238,000	First National Bank	1.950%	06/25/2020	100.1380	238,328.44	238,000.00	4,641.00 1.95%
238,000	Goldman Sachs Bank USA	1.950%	07/23/2020	100.2791	238,664.26	238,000.00	4,641.00 1.94%
238,000	Morgan Stanley Bank NA	1.950%	07/24/2020	100.2841	238,676.16	238,000.00	4,641.00 1.94%
240,000	Investors Bk Short Hills NJ	0.800%	10/26/2020	100.2815	240,675.60	240,000.00	1,920.00 0.80%
238,000	MetaBank	1.700%	10/30/2020	100.6732	239,602.22	238,000.00	4,046.00 1.69%
238,000	BMO Harris Bank NA	1.750%	11/02/2020	100.7085	239,686.23	238,000.00	4,165.00 1.74%
238,000	New York Community Bank	1.650%	12/10/2020	100.8225	239,957.55	238,000.00	3,927.00 1.64%
240,000	Bank OZK	1.650%	01/04/2021	100.9082	242,179.68	240,000.00	3,960.00 1.64%
240,000	Bank of India NY	1.650%	01/27/2021	101.0169	242,440.56	240,000.00	3,960.00 1.63%
240,000	ESSA Bank & Trust PA	1.600%	01/28/2021	100.9871	242,369.04	240,000.00	3,840.00 1.58%
240,000	Morgan Stanley PVT Bank	1.700%	01/29/2021	101.0589	242,541.36	240,000.00	4,080.00 1.68%
240,000	TBK Bank SSB	1.650%	01/29/2021	101.0249	242,459.76	240,000.00	3,960.00 1.63%
240,000	First Foundation Bank	1.600%	02/04/2021	101.0142	242,434.08	240,000.00	3,840.00 1.58%
240,000	Hardin County Bank	1.600%	02/05/2021	100.9988	242,397.12	240,000.00	3,840.00 1.58%
240,000	Haven Savings Bank	1.600%	02/12/2021	101.0451	242,508.24	240,000.00	3,840.00 1.58%
240,000	Ally Bank Midvale UT	1.000%	04/23/2021	100.7614	241,827.36	240,000.00	2,400.00 0.99%
Totals					3,856,747.66	3,828,000.00	61,701.00 1.60%
<u>U.S. Treasury Bills</u>							
15,000,000	US Treasury Bill		07/16/2020	99.9834	14,997,510.00	14,723,270.83	35,544.10 0.24%

May 01, 2020 through May 31, 2020

Account Name : Lexington Local SD Bond Acct Man Agcy

Account No : R252

Summary Of Investment Holdings

Quantity	Description		Unit Value	Market Value	Tax Cost	Estimated Ann Inc	Yield To Mkt
8,600,000	US Treas Bill	07/23/2020	99.9809	8,598,357.40	8,538,064.00	17,798.60	0.21%
<i>Totals</i>				23,595,867.40	23,261,334.83	53,342.70	0.23%
<u>U.S. Treasury Bonds</u>							
3,000,000	US Treasury Bond	2.750% 09/30/2020	100.8398	3,025,194.00	3,017,702.42	82,500.00	2.73%
<i>Totals</i>				3,025,194.00	3,017,702.42	82,500.00	2.73%
<u>Commercial Paper - Corporate</u>							
2,950,000	Prudential Pl Com'l Paper	1.600% 06/02/2020	99.3778	2,931,644.45	2,931,644.45	47,200.00	1.61%
2,950,000	Walt Disney Company Com'l Pa	1.600% 06/25/2020	99.1467	2,924,826.68	2,924,826.67	47,200.00	1.61%
600,000	Airbus Group Com'l Paper	1.190% 07/06/2020	99.7937	598,761.97	598,790.17	7,139.66	1.19%
2,950,000	Natl Sec Clearing Cor Com'l	1.600% 07/15/2020	99.1867	2,926,006.68	2,926,006.67	47,200.00	1.61%
2,950,000	Bank of China/Hong Kong Com'	1.770% 07/24/2020	99.4150	2,932,742.50	2,932,742.50	57,525.01	1.96%
2,950,000	Toyota Mtr Cr Corp Com'l Pap	10/02/2020	99.4757	2,934,532.97	2,934,780.46	36,874.99	1.26%
<i>Totals</i>				15,248,515.25	15,248,790.92	243,139.66	1.59%
<u>U.S. Govt Agy-Exempt State</u>							
4,500,000	FFCB	1.750% 03/03/2025	100.0101	4,500,452.66	4,506,075.00	78,750.00	1.75%
<i>Totals</i>				4,500,452.66	4,506,075.00	78,750.00	1.75%
<u>U.S. Govt Agy-Non-Ex St-Int Only</u>							
750,000	FHLMC	1.625% 02/28/2024	100.1581	751,185.71	750,000.00	12,187.50	1.62%
<i>Totals</i>				751,185.71	750,000.00	12,187.50	1.62%
<i>Grand Total</i>				55,997,566.14	55,631,506.63	540,203.79	0.96%

Gain or Loss amounts and transactions, as shown, may not reflect the amount to be used for income tax purposes.

LEXINGTON LOCAL SCHOOLS
INVESTMENT REPORT FOR THE MONTH ENDING
MAY 31, 2020

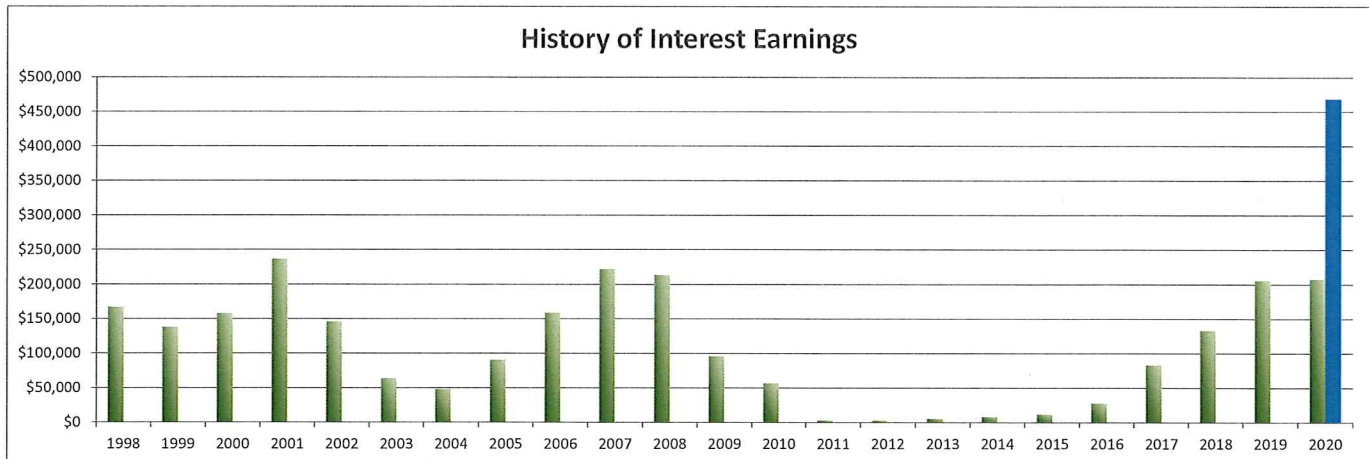
INTEREST EARNED:	THIS MONTH	FISCAL YEAR TO DATE
Richland Bank, General Sweep	\$394.43	\$15,142.31
Richland Bank, General MMA	\$1,276.66	\$81,390.37
Richland Bank, Anthem Sweep	\$253.59	\$15,935.53
Star Ohio	\$0.00	\$0.00
CDs, Bonds, and other investments	\$3,008.89	\$94,947.66
TOTAL INTEREST RECEIVED	\$4,933.57	\$207,415.87

INTEREST EARNED (LEX BOND ACCT)	THIS MONTH	FISCAL YEAR TO DATE
Richland Bank, General Sweep	\$0.00	\$0.00
Richland Bank, General MMA	\$0.00	\$0.00
Richland Bank, Anthem Sweep	\$0.00	\$0.00
Star Ohio	\$0.00	\$0.00
CDs, Bonds, and other investments	\$1,033.55	\$468,749.73
TOTAL INTEREST RECEIVED	\$1,033.55	\$468,749.73

History of Interest Earnings	Fiscal Year	Interest Earnings
	1998	\$ 167,057.52
	1999	\$ 138,113.69
	2000	\$ 157,991.72
	2001	\$ 236,839.79
	2002	\$ 146,052.34
	2003	\$ 63,712.36
	2004	\$ 47,970.95
	2005	\$ 90,719.94
	2006	\$ 158,724.51
	2007	\$ 221,998.86
	2008	\$ 213,660.34
	2009	\$ 95,639.63
	2010	\$ 56,860.22
	2011	\$ 3,001.78
	2012	\$ 3,090.00
	2013	\$ 5,758.97
	2014	\$ 8,349.92
	2015	\$ 11,765.22
	2016	\$ 28,300.22
	2017	\$ 83,194.26
	2018	\$ 133,582.49
	2019	\$ 205,588.68
FISCAL Year To Date	2020	\$207,415.87

Lex Bond Acct Interest Earnings	Fiscal Year	Interest Earnings
FISCAL Year To Date	2020	\$468,749.73

Total Interest Earnings 1998 to Present	\$ 2,485,389.28
--	------------------------



FINANCIAL SUMMARY REPORT
Processing Month: May 2020
LEXINGTON LOCAL SCHOOLS

Fnd	Sec	Description	Beginning Balance	MTD Revenues	FYTD Revenues	MTD Expenditures	FYTD Expenditures	Current Available Balance
001	0000	GENERAL FUND	9,425,388.56	1,606,265.12	23,838,980.65	1,952,368.93	22,991,227.11	10,273,142.10
001	9412	GENERAL BUDGET RESERVE SE	87,928.97	.00	.00	.00	.00	87,928.97
002	0000	BOND RETIREMENT FUND	1,925.89	45,336.77	4,905,396.03	.00	1,456,143.34	3,451,178.58
003	0000	PERMANENT IMPROVEMENT FUN	65,009.60	41,376.33	724,333.99	.00	641,336.50	148,007.09
004	0000	LFI BUILDING FUND	.00	202.85	56,562,088.39	.00	45,643,586.91	10,918,501.48
006	0000	FOOD SERVICE FUND	2,391.51	5,249.99	493,235.46	53,653.74	670,221.24	179,377.29
007	9100	LEXINGTON MINUTEMEN ACADE	18,983.37	5,197.42	118,262.62	.00	8,250.00	128,995.99
007	9800	TERRY McCAMMON SCHOLARSHI	12,770.55	4.42	682.22	.00	.00	13,452.77
010	0000	CLASSROOM FACILITIES CONS	.00	830.70	45,376,899.75	.00	663,894.60	44,713,005.15
018	9100	HIGH SCHOOL PRINCIPAL'S F	1,364.37	1,575.00	6,671.97	.00	3,432.04	4,604.30
018	9101	HIGH SCHOOL FLOWER FUND	.00	.00	104.00	.00	45.00	59.00
018	9200	JUNIOR HIGH PRINCIPAL'S F	2,084.24	1.90	4,355.90	.00	519.47	5,920.67
018	9300	EASTERN PRINCIPAL'S FUND	5,077.34	.00	758.31	.00	4,507.77	1,327.88
018	9301	EASTERN ELEMENTARY BOOKFA	9,119.25	.00	2,274.42	.00	7,496.40	3,897.27
018	9302	EASTERN ELEMENTARY MATH	1,236.52	.00	.00	.00	200.00	1,036.52
018	9303	EASTERN RUN CLUB	206.68	.00	1,135.00	.00	819.85	521.83
018	9400	CENTRAL PRINCIPAL'S FUND	8,832.01	27.00	2,611.08	59.87	2,117.50	9,325.59
018	9401	CENTRAL ELEMENTARY BOOKFA	3,284.84	38.70	3,196.20	.00	1,528.65	4,952.39
018	9402	CENTRAL ELEMENTARY ART	1,941.37	.00	.00	.00	.00	1,941.37
018	9500	WESTERN PRINCIPAL'S FUND	16,890.68	10.00	4,099.11	.00	3,919.38	17,070.41
018	9501	WESTERN ELEMENTARY BOOKFA	2,944.06	13.70	3,168.49	.00	3,361.46	2,751.09
018	9503	WESTERN ELEMENTARY ART	1,986.42	.00	.00	.00	.00	1,986.42
018	9901	JUNIOR HIGH TEACHER ADVIS	109.25	.00	.00	.00	.00	109.25
019	9001	ACADEMIC BOOSTERS GRANTS	769.07	.00	.00	.00	.00	769.07
019	9121	CENTRAL ELEMENTARY PTO GR	974.67	.00	1,224.25	.00	507.61	1,691.31
019	9122	EASTERN ELEMENTARY PTO GR	1,279.64	.00	1,085.72	.00	1,071.36	1,294.00
019	9123	WESTERN ELEMENTARY PTO GR	1,429.82	.00	1,085.74	.00	378.92	2,136.64
019	9200	RICHLAND COUNTY FOUNDATIO	200.00	.00	.00	.00	.00	200.00
019	9218	RICH CO FOUND-WRITE STUFF	52.93	.00	.00	.00	.00	52.93
019	9219	RICH CO FOUND-CLASSROOM L	.00	.00	549.52	.00	549.52	.00
019	9220	RICH CO FOUND-LEGOS AND B	.00	.00	915.00	.00	859.79	55.21
019	9221	RICH CO FOUND-SCIENCE DIS	.00	.00	1,500.00	.00	1,499.05	.95
019	9301	RICH CO FOUND/SECO ROBOTI	31.72	.00	.00	.00	.00	31.72
019	9302	RICH CO RETIRED TEACHERS	150.00	.00	.00	.00	.00	150.00
022	9601	OHSAA TOURNAMENT AGENCY F	108.42	773.31	27,141.69	2,311.51	19,697.33	7,552.78
024	0000	EMPLOYEE BENEFITS FUND FO	1,148,706.99	460,398.52	4,970,815.98	321,650.28	4,459,093.99	1,660,428.98
034	0000	OFCC PROJECT MAINTENANCE	.00	2,635.85	102,108.40	.00	1,758.47	100,349.93
200	9101	HIGH SCHOOL ART CLUB	93.76	.00	278.70	.00	.00	372.46
200	9102	HIGH SCHOOL DRAMA CLUB	25,775.03	68.28	1,167.72	.00	2,397.42	24,545.33
200	9103	HIGH SCHOOL MATH CLUB	52.70	.00	.00	.00	.00	52.70
200	9104	HIGH SCHOOL LEADERSHIP CO	754.05	.00	.00	.00	56.94	697.11
200	9105	HIGH SCHOOL FRENCH CLUB	302.37	.00	32.38	.00	.00	334.75
200	9107	HIGH SCHOOL SPANISH CLUB	618.50	.00	.00	.00	50.00	568.50
200	9108	HIGH SCHOOL LEO CLUB	3,286.40	.00	529.37	.00	1,647.27	2,168.50
200	9114	HIGH SCHOOL STUDENT COUNC	2,958.92	.00	568.00	.00	1,239.97	2,286.95
200	9115	HIGH SCHOOL KEY CLUB	950.98	.00	2,990.00	.00	2,335.38	1,605.60

FINANCIAL SUMMARY REPORT
Processing Month: May 2020
LEXINGTON LOCAL SCHOOLS

Fnd	Sc	Description	Beginning Balance	MTD Revenues	FYTD Revenues	MTD Expenditures	FYTD Expenditures	Current Available Balance
200	9116	HIGH SCHOOL CHESS CLUB	321.00	.00	.00	.00	.00	321.00
200	9119	HIGH SCHOOL YEARBOOK FUND	49,110.95	315.00	8,960.00	.00	6,370.75	51,700.20
200	9120	HIGH SCHOOL JOURNALISM FU	505.44	.00	.00	.00	.00	505.44
200	9121	HIGH SCHOOL NATIONAL HONO	807.17	.00	1,190.00	.00	1,796.19	200.98
200	9201	JUNIOR HIGH ART CLUB	541.33	.00	.00	.00	.00	541.33
200	9204	JUNIOR HIGH STUDENT COUNC	1,000.31	.00	1,316.60	.00	426.64	1,890.27
200	9205	JUNIOR HIGH LIBRARY CLUB	77.65	.00	.00	.00	.00	77.65
200	9301	EASTERN ELEMENTARY STUDEN	1,233.78	.00	250.00	.00	268.85	1,214.93
200	9302	EASTERN ELEMENTARY ROBOTI	650.95	.00	720.00	.00	795.79	575.16
200	9611	HIGH SCHOOL INFORMED TEEN	903.63	.00	.00	.00	.00	903.63
200	9612	JUNIOR HIGH INFORMED TEEN	492.74	.00	74.34	.00	22.90	544.18
300	9115	JAZZ BAND	1,850.81	.00	.00	.00	338.20	1,512.61
300	9116	CHOIR	1,085.20	.00	300.00	.00	100.25	1,284.95
300	9206	JUNIOR HIGH PHYS ED DEPAR	3,924.68	.00	1,940.00	.00	2,506.09	3,358.59
300	9210	JR HIGH INSTRUMENTAL	41.03	.00	.00	.00	.00	41.03
300	9600	ATHLETIC FUND	6,471.99	.00	178,787.28	3,340.43	200,420.06	15,160.79-
300	9601	ATHLETIC CAPITAL FUND	39,000.00	.00	26,000.00	.00	.00	65,000.00
300	9602	ORCHESTRA	63.22	.00	.00	.00	.00	63.22
300	9603	ELEMENTARY MUSIC	1,795.57	.00	.00	.00	223.48	1,572.09
300	9605	BAND	232.95	.00	.00	.00	.00	232.95
451	9020	Network Connectivity FY 2	.00	.00	9,000.00	.00	9,000.00	.00
467	0000	STUDENT WELLNESS AND SUCC	.00	.00	313,012.20	33,931.89	264,837.74	48,174.46
499	9020	SCHOOL SAFETY GRANT FY20	.00	.00	10,607.48	.00	10,607.48	.00
516	9019	IDEA-B SPECIAL EDUCATION	40,448.50-	.00	78,905.73	.00	38,457.23	.00
516	9020	IDEA-B SPECIAL EDUCATION	.00	34,242.26	381,692.76	51,773.51	424,330.96	42,638.20-
572	9019	TITLE I FY19	11,341.27-	.00	23,520.05	.00	12,178.78	.00
572	9020	TITLE I FY20	.00	23,096.18	235,962.93	23,092.38	242,163.69	6,200.76-
587	9019	EARLY CHILDHOOD SPECIAL E	7,546.89-	.00	7,546.89	.00	.00	.00
587	9020	EARLY CHILDHOOD SPECIAL E	.00	2,884.08	16,726.30	5,281.85	21,537.54	4,811.24-
590	9020	TITLE II-A IMPROVING TEAC	.00	.00	60,408.91	1,444.95	64,465.46	4,056.55-
599	9020	TITLE IV FY20	.00	239.00	24,454.96	.00	24,454.96	.00
Grand Total All Funds			10,903,962.17	2,229,099.20	138541,622.49	2,448,909.34	77921,053.28	71524,531.38
Total Invested Funds			.00					

SCHOOL DISTRICT: LEXINGTON LOCAL SCHOOLS

IRN # 049437

COUNTY: RICHLAND

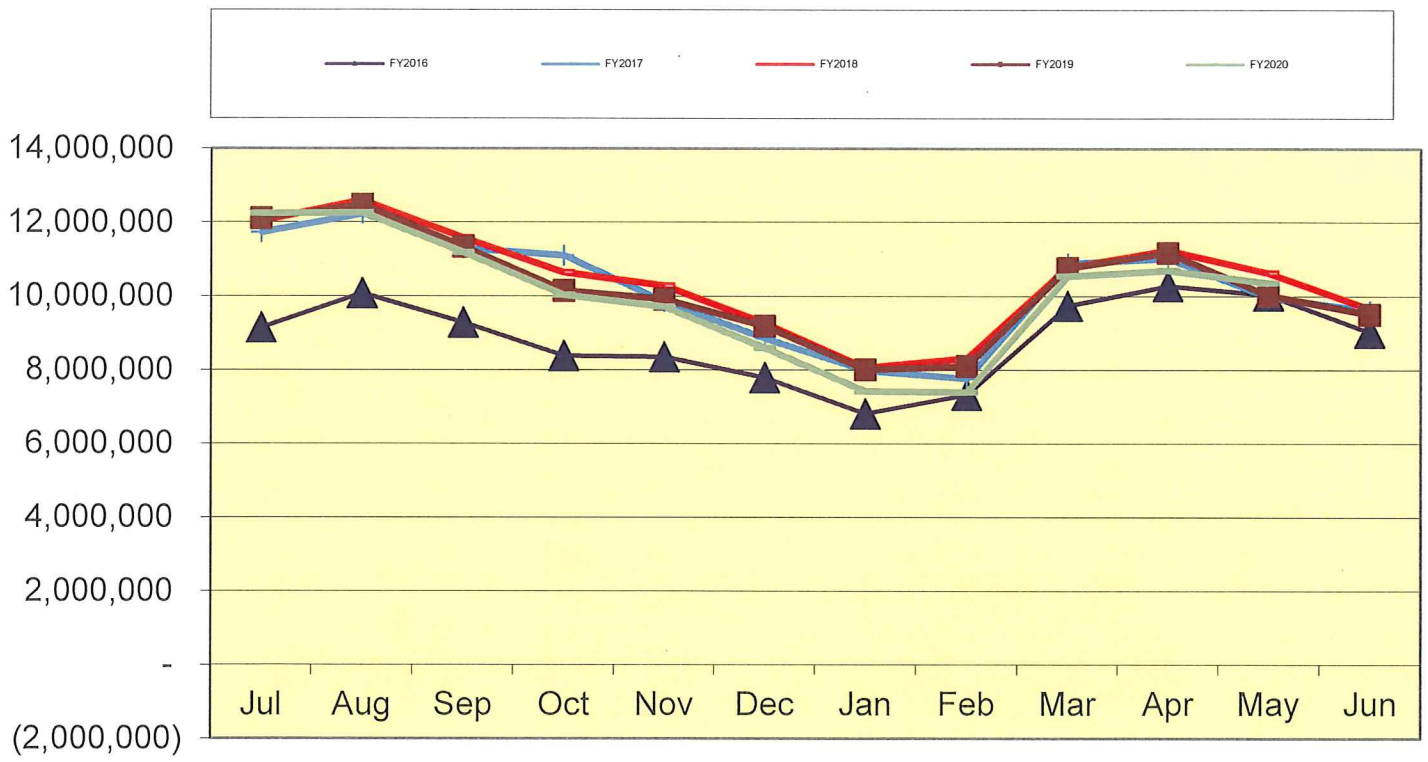
FISCAL YEAR: 2020 MONTH: 05

	MONTHLY ESTIMATE	MONTHLY ACTUAL	MONTHLY DIFFERENCE	FISCAL YTD ESTIMATE	FISCAL YTD ACTUAL	FISCAL YTD DIFFERENCE
REVENUES						
01.010 General Property (Real Estate)	0	0	0	10,822,283	10,822,283	0
01.020 Tangible Personal Property Tax	0	0	0	833,549	833,549	0
01.030 Income Tax	0	0	0	0	0	0
01.035 Unrestricted Grants-in-Aid	721,000	711,965	9,035-	9,612,679	9,613,636	957
01.040 Restricted Grants-in-Aid	15,000	6,203	8,797-	77,013	68,234	8,779-
01.045 Restricted Grants-in-Aid - SFSF	0	0	0	0	0	0
01.050 Property Tax Allocation	0	793,564	793,564	909,708	1,702,234	792,526
01.060 All Other Operating Revenue	35,000	19,346	15,654-	651,812	636,608	15,204-
01.070 Total Revenue	771,000	1,531,078	760,078	22,907,044	23,676,544	769,500
OTHER FINANCING SOURCES						
02.010 Proceeds from Sale of Notes	0	0	0	0	0	0
02.020 State Emergency Loans & Advancements (Approved)	0	0	0	0	0	0
02.040 Operating Transfers-In	0	0	0	0	0	0
02.050 Advances-In	0	0	0	0	0	0
02.060 All Other Financing Sources	90,000	75,186	14,814-	162,759	162,432	327-
02.070 Total Other Financing Sources	90,000	75,186	14,814-	162,759	162,432	327-
02.080 Total Revenues and Other Financing Sources	861,000	1,606,264	745,264	23,069,803	23,838,976	769,173
EXPENDITURES						
03.010 Personal Services	1,165,000	1,058,422	106,578-	12,355,302	12,159,086	196,216-
03.020 Employees' Retirement/Insurance Benefits	580,000	573,347	6,653-	6,319,087	6,299,033	20,054-
03.030 Purchased Services	317,043	314,638	2,405-	3,590,043	3,475,707	114,336-
03.040 Supplies and Materials	30,000	4,130	25,870-	764,161	725,288	38,873-
03.050 Capital Outlay	0	1,248	1,248	44,237	45,485	1,248
03.060 Intergovernmental	0	0	0	0	0	0
04.010 Debt Service: All Principal (Historical)	0	0	0	0	0	0
04.020 Debt Service: Principal - Notes	0	0	0	0	0	0
04.030 Debt Service: Principal - State Loans	0	0	0	0	0	0
04.040 Debt Service: Principal - State Advancements	0	0	0	0	0	0
04.050 Debt Service: Principal - HB 264 Loans	0	0	0	0	0	0
04.055 Debt Service: Principal - Other	0	0	0	0	0	0
04.060 Debt Service: Interest and Fiscal Charges	0	0	0	0	0	0
04.300 Other Objects	19,630	584	19,046-	314,591	286,629	27,962-
04.500 Total Expenditures	2,111,673	1,952,369	159,304-	23,387,421	22,991,228	396,193-
OTHER FINANCING USES						
05.010 Operating Transfers - Out	0	0	0	0	0	0
05.020 Advances - Out	0	0	0	0	0	0
05.030 All Other Financing Uses	0	0	0	0	0	0
05.040 Total Other Financing Uses	0	0	0	0	0	0
05.050 Total Expenditure and Other Financing Uses	2,111,673	1,952,369	159,304-	23,387,421	22,991,228	396,193-
06.010 Excess Rev & Oth Financing Sources over(under) Exp &	1,250,673-	346,105-	904,568	317,618-	847,748	1,165,366
07.010 Beginning Cash Balance	10,446,373	10,707,171	260,798	9,513,318	9,513,318	0
07.020 Ending Cash Balance	9,195,700	10,361,066	1,165,366	9,195,700	10,361,066	1,165,366
08.010 Outstanding Encumbrances	650,000	592,822	57,178-	650,000	592,822	57,178-

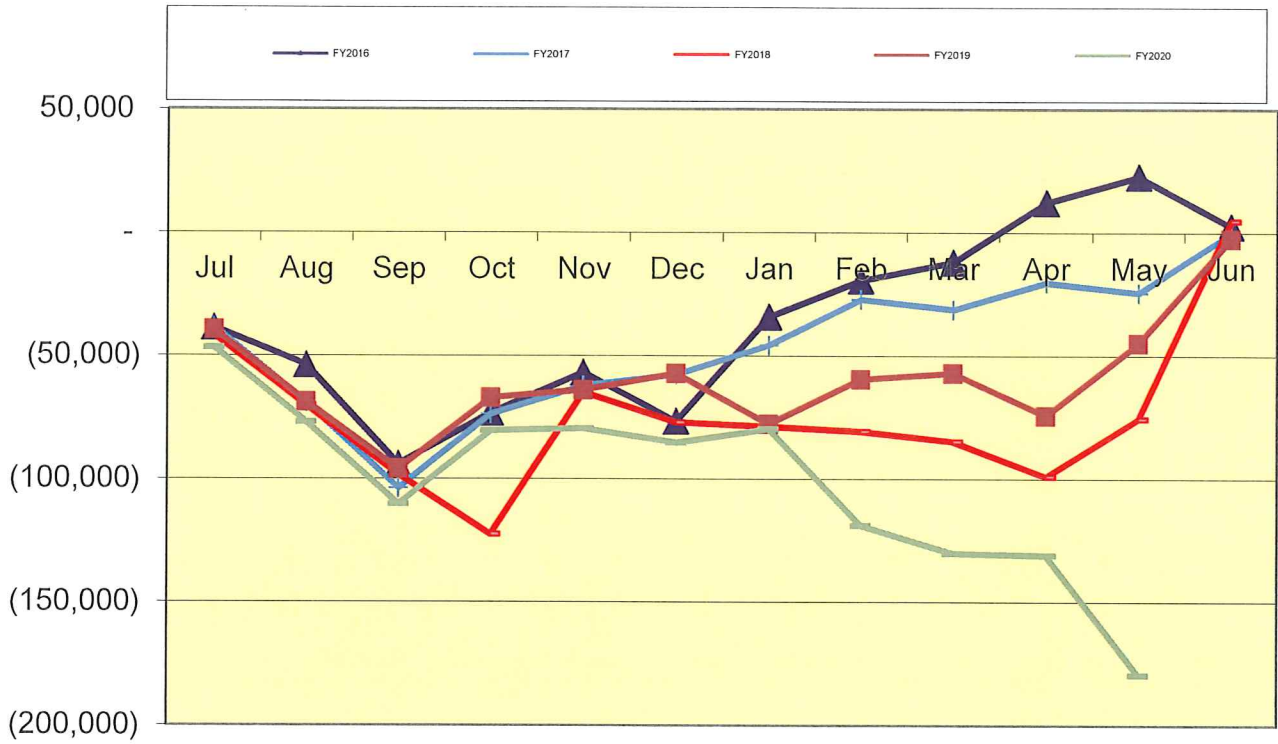
**LEXINGTON LOCAL SCHOOL DISTRICT
GENERAL FUND ONLY 2019-2020
SUMMARY OF RECEIPTS AND EXPENDITURES - FIVE YEAR FORECAST FORMAT**

LINE	5/31/2020	FISCAL YEAR TO DATE Estimate	FISCAL YEAR TO DATE Actual	VARIANCE Estimate vs. Actual	PERCENT of VARIANCE
LINE 7.010	BEGINNING CASH BALANCE		\$ 9,513,318		
REVENUES					
LINE 1.010	Real Estate Tax	\$ 10,822,283	\$ 10,822,283	\$0	0.00%
LINE 1.020	Personal Property Tax	\$ 833,549	\$ 833,549	\$0	0.00%
LINE 1.030	Income Tax	\$ -	\$ -	\$0	
LINE 1.035	State Funding	\$ 9,612,679	\$ 9,613,636	\$957	0.01%
LINE 1.040	Career Tech / Economic Disadv.	\$ 77,013	\$ 68,234	(\$8,779)	-11.40%
LINE 1.050	Property Tax Allocation	\$ 909,708	\$ 1,702,234	\$792,526	87.12%
LINE 1.060	Other Operating Revenue	\$ 651,812	\$ 636,608	(\$15,204)	-2.33%
LINE 1.070	TOTAL REVENUE	\$ 22,907,044	\$ 23,676,544	\$769,500	3.36%
EXPENSES					
LINE 2.01	Proceeds from Notes	\$ -	\$ -	\$0	
LINE 2.04	Transfers In	\$ -	\$ -	\$0	
LINE 2.050	Advances In	\$ -	\$ -	\$0	#DIV/0!
LINE 2.060	Other Financing Sources	\$ 162,759	\$ 162,432	(\$327)	-0.20%
LINE 2.070	TOTAL OTHER SOURCES	\$ 162,759	\$ 162,432	(\$327)	-0.20%
LINE 2.080	TOTAL REVENUES & Sources	\$ 23,069,803	\$ 23,838,976	\$769,173	3.33%
EXPENSES					
LINE 3.010	Salaries	\$ 12,355,302	\$ 12,159,086	\$196,216	1.59%
LINE 3.020	Retirement and Benefits	\$ 6,319,087	\$ 6,299,033	\$20,054	0.32%
LINE 3.030	Purchased Services	\$ 3,590,043	\$ 3,475,707	\$114,336	3.18%
LINE 3.040	Supplies and Materials	\$ 764,161	\$ 725,288	\$38,873	5.09%
LINE 3.050	Capital Outlay and Equipment	\$ 44,237	\$ 45,485	(\$1,248)	-2.82%
LINE 3.06	INTERGOVERNMENTAL	\$ -	\$ -	\$0	
LINE 4.020	DEBT SERVICE - Notes	\$ -	\$ -	\$0	
LINE 4.060	DEBT SERVICE - Interest charges	\$ -	\$ -	\$0	
LINE 4.300	Other Objects	\$ 314,591	\$ 286,629	\$27,962	8.89%
LINE 4.500	TOTAL EXPENDITURES	\$ 23,387,421	\$ 22,991,228	\$396,193	1.69%
LINE 5.00	TRANSFERS OUT	\$ -	\$ -	\$0	
LINE 5.02	ADVANCES OUT	\$ -	\$ -	\$0	
LINE 5.03	ALL OTHER USES	\$ -	\$ -	\$0	
LINE 5.040	TOTAL OTHER USES	\$ -	\$ -	\$0	
LINE 5.050	TOTAL EXPENDITURES & USES	\$ 23,387,421	\$ 22,991,228	\$396,193	1.69%
LINE 6.010	REVENUES OVER EXPENSES	\$ (317,618)	\$ 847,748	\$1,165,366	
LINE 7.020	ENDING CASH BALANCE	\$ 9,195,700	\$ 10,361,066	\$1,165,366	
	Less Reserves	\$ (87,929)	\$ (87,929)	\$ -	
LINE 8.010	Less Outstanding Encumbrances	\$ (650,000)	\$ (592,822)	\$ 57,178	-8.80%
LINE 15.010	Unreserved Fund Balance	\$ 8,457,771	\$ 9,680,315	\$1,222,544	14.45%
	Salaries/Benefits as % of Revenue	Estimate 81.5%	Actual 78.0%	Benchmark Yr. End 80.1% or below	
	True Days Cash - Calendar Days on which can operate	121	141	90 or above optimal	

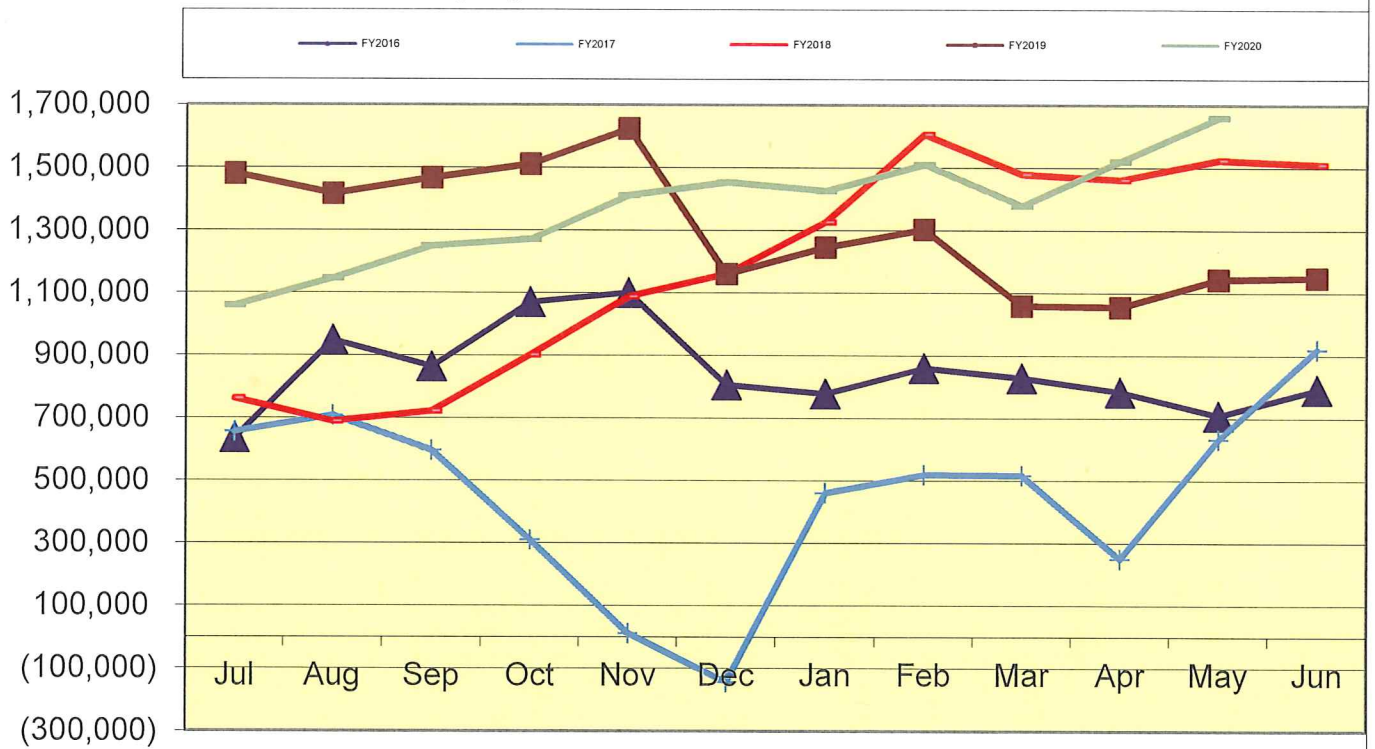
Lexington Local Schools General Fund Cash Balance



Lexington Local Schools Food Service Fund Cash Balance



Lexington Local Schools Employee Benefits Fund Cash Balance



Lexington Local Schools

Permanent Improvement Fund
5/31/2020

	Budgeted Amount	Actual Fiscal Year Expended	Current Encumbrances	Expenses / Encumbrances Over/Under Estimate	Remaining Estimated PI Project Costs
Instruction and Administration					
JH Social Studies Textbooks	\$ 21,000.00	\$ 20,719.58	\$ -	\$280.42	\$0.00
Western Elementary Equipment/Materials	\$ 18,734.00	\$ 18,776.17	\$ -	(\$42.17)	\$0.00
Spanish Textbooks/Materials	\$ 9,152.90	\$ -	\$ -	\$9,152.90	\$9,152.90
HS Art Equipment	\$ 8,237.63	\$ 8,537.55	\$ -	(\$299.92)	\$0.00
JH Robotics Equipment	\$ 8,119.82	\$ 8,119.82	\$ -	\$0.00	\$0.00
HS Instrumental Music Equipment	\$ 2,333.33	\$ 5,041.21	\$ -	(\$2,707.88)	\$0.00
Eastern Tables	\$ 4,328.32	\$ 4,540.20	\$ -	(\$211.88)	\$0.00
HS Protective Gym Flooring	\$ 3,515.20	\$ 3,515.20	\$ -	\$0.00	\$0.00
Eastern PE Equipment	\$ 3,000.00	\$ 3,250.00	\$ -	(\$250.00)	\$0.00
JH PE Equipment	\$ 1,030.54	\$ 1,030.54	\$ -	\$0.00	\$0.00
AudioMeter (Nurse)	\$ 1,043.67	\$ 1,043.67	\$ -	\$0.00	\$0.00
Wilson Foundation Teacher Kits	\$ 2,606.30	\$ -	\$ -	\$2,606.30	\$2,606.30
Eastern Reading Books	\$ 1,289.76	\$ 1,289.76	\$ -	\$0.00	\$0.00
Eastern Social Studies Text Set	\$ 1,085.78	\$ 1,085.78	\$ -	\$0.00	\$0.00
Central Equipment	\$ 790.60	\$ 640.60	\$ -	\$150.00	\$0.00
Eastern Equipment	\$ 259.19	\$ 259.19	\$ -	\$0.00	\$0.00
Central Tables	\$ 748.80	\$ 392.44	\$ 356.36	\$0.00	\$0.00
HS/Central Office Equipment	\$ 1,900.00	\$ 1,900.00	\$ -	\$0.00	\$0.00
Eastern Music Equipment	\$ 122.92	\$ 102.42	\$ 20.50	\$0.00	\$0.00
Central Comprehension Instruction Materials	\$ 118.00	\$ 129.82	\$ -	(\$11.82)	\$0.00
Eastern Vocab Power Plus	\$ 2,424.93	\$ -	\$ 2,424.93	\$0.00	\$0.00
Maintenance					
New Maintenance Truck	\$ 45,435.50	\$ 45,435.50	\$ -	\$0.00	\$0.00
Roof Project Western/Central	\$ 28,345.00	\$ 28,345.00	\$ -	\$0.00	\$0.00
Maintenance Sanitizer Sprayers	\$ 6,039.30	\$ -	\$ 6,039.30	\$0.00	\$0.00
Roof Project Bus Garage	\$ 28,392.00	\$ 28,392.00	\$ -	\$0.00	\$0.00
Transportation					
New mini-buses	\$ 89,400.00	\$ 89,400.00	\$ -	\$0.00	\$0.00
New handicap bus	\$ 86,916.00	\$ 86,762.00	\$ 154.00	\$0.00	\$0.00
Transportation Power Washer	\$ 7,843.06	\$ 7,843.06	\$ -	\$0.00	\$0.00
Transportation Gas Tank	\$ 3,798.00	\$ 3,798.00	\$ -	\$0.00	\$0.00
Technology					
Computers, servers, tech equip., etc.	\$ 200,000.00	\$ 151,422.36	\$ 21,246.74	\$27,330.90	\$27,330.90
Western Tech Equipment	\$ 3,500.00	\$ 3,500.00	\$ -	\$0.00	\$0.00
Eastern Tech Equipment	\$ 5,000.00	\$ 4,919.01	\$ -	\$80.99	\$0.00
Food Service					
Food Service Equipment	\$ 15,816.00	\$ 15,765.98	\$ -	\$50.02	\$0.00
Food Service Washing Machine	\$ 398.00	\$ -	\$ 398.00	\$0.00	\$0.00
Athletics and Student Activities					
HS Athletics Equipment	\$ 21,584.58	\$ 21,428.58	\$ -	\$156.00	\$0.00
HS Marching Bank Uniforms	\$ 62,000.00	\$ 61,770.44	\$ -	\$229.56	\$0.00
Fees					
Tax Collection Fees	\$ 14,500.00	\$ 12,180.62	\$ -	\$2,319.38	\$2,319.38
Totals					
	\$ 710,809.13	\$ 641,336.50	\$ 30,639.83	\$38,832.80	\$41,409.48
Total Budgeted	\$ 710,809.13				
Actual Cash Balance 7/1/19	\$ 65,009.60				
Revenues FY20 - Taxes from levy	\$ 682,957.66				
Expenditures FY20	\$ (641,336.50)				
Current Cash Balance	\$106,630.76				
Current Encumbrances	\$ (30,639.83)				
Available Balance	\$75,990.93				
Remaining Estimated Revenues FY20 - Taxes from levy	\$ -				
Less: Remaining Estimated PI Project Costs	(\$41,409.48)				
6/30/20 Estimated Carryover	\$ 34,581.45				

Lexington Local Schools

Food Service Fund 2019-20 vs. 2018-2019 vs. 2017-2018

							Beginning Balance 7/1/19	\$ (2,391)
2019-2020 Through 5/31/20								
<i>Revenues</i>	District-Wide	High School	Junior High	Eastern	Central	Western	Total	
Student Type A, Ezipay, Misc	\$ -	\$ 60,867	\$ 29,304	\$ 33,404	\$ 32,296	\$ 22,850	\$	178,721
Student Break, Milk & A La Carte	\$ -	\$ 29,956	\$ 8,885	\$ 8,119	\$ 5,951	\$ 5,158	\$	58,069
Adult & Misc revenues	\$ 3,675	\$ 3,946	\$ 884	\$ 1,650	\$ 1,260	\$ 1,065	\$	12,480
State Reimb	\$ -	\$ 1,092	\$ 772	\$ 1,258	\$ 1,104	\$ 742	\$	4,968
Federal Reimb	\$ -	\$ 52,514	\$ 37,161	\$ 60,518	\$ 53,087	\$ 35,717	\$	238,997
Transfer In	\$ -	\$ -	\$ -	\$ -	\$ -	\$ -	\$	-
Total Revenues	\$ 3,675	\$ 148,375	\$ 77,006	\$ 104,949	\$ 93,698	\$ 65,532	\$	493,235
<i>Expenses</i>								
Wages	\$ 45,347	\$ 100,784	\$ 54,011	\$ 40,133	\$ 31,963	\$ 32,894	\$	305,132
Severance	\$ -	\$ -	\$ -	\$ -	\$ -	\$ -	\$	-
Retirement	\$ 10,988	\$ 16,798	\$ 7,683	\$ 9,857	\$ 5,531	\$ 5,786	\$	56,643
Medical	\$ 23,697	\$ 43,681	\$ 15,035	\$ 32,714	\$ 11,469	\$ -	\$	126,596
Life, Dent, MC, WC	\$ 1,483	\$ 3,657	\$ 2,477	\$ 1,715	\$ 1,060	\$ 596	\$	10,988
Purch Serv, Repairs, Phone, Post:	\$ 2,578	\$ 5,809	\$ 999	\$ 594	\$ 1,688	\$ 5,833	\$	17,501
Supplies	\$ 3,702	\$ -	\$ -	\$ -	\$ -	\$ -	\$	3,702
Food Costs	\$ -	\$ 57,704	\$ 25,806	\$ 40,813	\$ 14,056	\$ 11,280	\$	149,659
Equipment	\$ -	\$ -	\$ -	\$ -	\$ -	\$ -	\$	-
Other Costs	\$ -	\$ -	\$ -	\$ -	\$ -	\$ -	\$	-
Total Expenses	\$ 87,795	\$ 228,433	\$ 106,011	\$ 125,826	\$ 65,767	\$ 56,389	\$	670,221
Net Gain (Loss)	\$ (84,120)	\$ (80,058)	\$ (29,005)	\$ (20,877)	\$ 27,931	\$ 9,143	\$	(176,986)
							Ending Cash Balance 5/31/20	\$ (179,377)

							Beginning Balance 7/1/18	\$ 4,848
2018-2019 Through 5/31/19								
<i>Revenues</i>	District-Wide	High School	Junior High	Eastern	Central	Western	Total	
Student Type A, Ezipay, Misc	\$ -	\$ 87,169	\$ 41,905	\$ 45,445	\$ 38,520	\$ 32,627	\$	245,666
Student Break, Milk & A La Carte	\$ -	\$ 49,445	\$ 14,934	\$ 9,955	\$ 7,323	\$ 6,386	\$	88,043
Adult & Misc revenues	\$ 8,116	\$ 4,452	\$ 863	\$ 2,020	\$ 1,446	\$ 1,213	\$	18,110
State Reimb	\$ -	\$ 1,190	\$ 865	\$ 1,515	\$ 974	\$ 865	\$	5,409
Federal Reimb	\$ -	\$ 55,869	\$ 40,466	\$ 70,507	\$ 45,684	\$ 40,704	\$	253,230
Transfer In	\$ -	\$ -	\$ -	\$ -	\$ -	\$ -	\$	-
Total Revenues	\$ 8,116	\$ 198,125	\$ 99,033	\$ 129,442	\$ 93,947	\$ 81,795	\$	610,458
<i>Expenses</i>								
Wages	\$ 44,458	\$ 103,103	\$ 51,418	\$ 37,110	\$ 32,764	\$ 32,356	\$	301,209
Severance	\$ -	\$ -	\$ -	\$ -	\$ -	\$ -	\$	-
Retirement	\$ 10,699	\$ 17,539	\$ 8,875	\$ 8,743	\$ 6,135	\$ 5,558	\$	57,549
Medical	\$ 24,198	\$ 39,076	\$ 17,296	\$ 29,162	\$ 6,701	\$ -	\$	116,433
Life, Dent, MC, WC	\$ 1,448	\$ 3,701	\$ 2,313	\$ 1,614	\$ 1,118	\$ 631	\$	10,825
Purch Serv, Repairs, Phone, Post:	\$ 2,823	\$ 1,167	\$ 1,507	\$ 657	\$ 472	\$ 595	\$	7,221
Supplies	\$ 3,917	\$ 59,230	\$ 30,565	\$ 46,422	\$ 13,635	\$ 13,043	\$	166,812
Food Costs	\$ -	\$ -	\$ -	\$ -	\$ -	\$ -	\$	-
Equipment	\$ 132	\$ -	\$ -	\$ -	\$ -	\$ -	\$	132
Other Costs	\$ -	\$ -	\$ -	\$ -	\$ -	\$ -	\$	-
Total Expenses	\$ 87,675	\$ 223,816	\$ 111,974	\$ 123,708	\$ 60,825	\$ 52,183	\$	660,181
Net Gain (Loss)	\$ (79,559)	\$ (25,691)	\$ (12,941)	\$ 5,734	\$ 33,122	\$ 29,612	\$	(49,723)
							Ending Cash Balance 5/31/19	\$ (44,875)

							Beginning Balance 7/1/17	\$ 13
2017-2018 Through 5/31/18								
<i>Revenues</i>	District-Wide	High School	Junior High	Eastern	Central	Western	Total	
Student Type A, Ezipay, Misc	\$ -	\$ 90,348	\$ 38,487	\$ 44,624	\$ 35,367	\$ 31,063	\$	239,889
Student Break, Milk & A La Carte	\$ -	\$ 55,026	\$ 13,884	\$ 12,320	\$ 5,330	\$ 7,279	\$	93,839
Adult & Misc revenues	\$ 7,082	\$ 4,307	\$ 1,010	\$ 1,871	\$ 1,390	\$ 1,315	\$	16,975
State Reimb	\$ -	\$ 1,303	\$ 907	\$ 1,587	\$ 1,133	\$ 737	\$	5,667
Federal Reimb	\$ -	\$ 59,686	\$ 41,394	\$ 72,524	\$ 52,597	\$ 36,248	\$	262,449
Transfer In	\$ -	\$ -	\$ -	\$ -	\$ -	\$ -	\$	-
Total Revenues	\$ 7,082	\$ 210,670	\$ 95,682	\$ 132,926	\$ 95,817	\$ 76,642	\$	618,819
<i>Expenses</i>								
Wages	\$ 43,698	\$ 108,662	\$ 48,872	\$ 34,237	\$ 31,451	\$ 31,653	\$	298,573
Severance	\$ -	\$ -	\$ -	\$ -	\$ -	\$ -	\$	-
Retirement	\$ 10,512	\$ 20,541	\$ 7,939	\$ 7,227	\$ 7,058	\$ 5,688	\$	58,965
Medical	\$ 25,241	\$ 47,946	\$ 22,199	\$ 30,419	\$ 6,990	\$ -	\$	132,795
Life, Dent, MC, WC	\$ 1,489	\$ 3,964	\$ 2,272	\$ 1,523	\$ 1,144	\$ 638	\$	11,030
Purch Serv, Repairs, Phone, Post:	\$ 3,060	\$ 1,358	\$ 2,877	\$ 1,121	\$ 923	\$ 493	\$	9,832
Supplies	\$ 3,233	\$ -	\$ -	\$ -	\$ -	\$ -	\$	3,233
Food Costs	\$ -	\$ 70,857	\$ 29,847	\$ 50,686	\$ 14,901	\$ 13,804	\$	180,095
Equipment	\$ -	\$ -	\$ -	\$ -	\$ -	\$ -	\$	-
Other Costs	\$ -	\$ -	\$ -	\$ -	\$ -	\$ -	\$	-
Total Expenses	\$ 87,233	\$ 253,328	\$ 114,006	\$ 125,213	\$ 62,467	\$ 52,276	\$	694,523
Net Gain (Loss)	\$ (80,151)	\$ (42,658)	\$ (18,324)	\$ 7,713	\$ 33,350	\$ 24,366	\$	(75,704)
							Ending Cash Balance 5/31/18	\$ (75,691)

Check#	Check Date	Org Sta	Vendor Paid	Check Amount	Status Date
087752	05/11/2020	W/R	BRIDGEWAY ACADEMY	4,960.00	05/22/2020
087753	05/11/2020	W/R	CLEARWATER SYSTEMS	29.90	05/21/2020
087754	05/11/2020	W/R	COLES ENERGY, INC.	136.26	05/15/2020
087755	05/11/2020	W/W	SHELLENBERGER, DERRICK	30.00	
087756	05/11/2020	W/R	TEACHER LEARNING CENTER	1,225.00	05/29/2020
087757	05/11/2020	W/R	SPELLING OUT DYSLEXIA	625.00	05/20/2020
087758	05/11/2020	W/R	HUGHES EQUIPMENT	250.18	05/18/2020
087759	05/11/2020	W/R	HOOPER, JENNIFER	59.87	05/19/2020
087760	05/11/2020	W/R	KELL ACE HARDWARE	102.03	05/19/2020
087761	05/11/2020	W/R	MID-OHIO ED. SERVICE CENTER	550.00	05/14/2020
087762	05/11/2020	W/R	ACORN DISTRIBUTORS, INC.	629.16	05/18/2020
087763	05/11/2020	W/R	NOVA LUNA EDUC & CONSULTING	972.00	05/15/2020
087764	05/11/2020	W/W	OAK HARBOR HIGH SCHOOL	250.00	
087765	05/11/2020	W/W	OHIO ALLIANCE OF YMCA'S	500.00	
087766	05/11/2020	W/R	QUENCH	39.14	05/19/2020
087767	05/11/2020	W/R	RAPIDRIBBONS	294.56	05/18/2020
087768	05/11/2020	W/R	RENHILL GROUP, INC.	14,307.08	05/15/2020
087769	05/11/2020	W/R	RICHLAND CO. JUVENILE COURT	675.00	05/21/2020
087770	05/11/2020	W/R	SAM'S CLUB	67.76	05/18/2020
087771	05/11/2020	W/W	SCOTT MORROW DESIGNS	500.00	
087772	05/11/2020	W/R	SHARE CORPORATION	540.74	05/19/2020
087773	05/11/2020	W/R	SIESEL DISTRIBUTING, LLC	503.76	05/19/2020
087774	05/11/2020	W/R	SMITHFOODS, INC	1,068.56	05/18/2020
087775	05/11/2020	W/R	McBRIDE, SUSAN	225.00	05/20/2020
087776	05/11/2020	W/R	OHIO STATE UNIVERSITY	80.00	05/22/2020
087777	05/11/2020	W/R	TREASURER, STATE OF OHIO	68.25	05/20/2020
087778	05/18/2020	B/B	MARTIN, JACKIE	68.28	
087779	05/18/2020	B/B	McNEILL, JODI	4.95	
087780	05/18/2020	B/R	MOIR, PEG	62.90	05/22/2020
087781	05/18/2020	B/R	HITTINGER, JILL	30.70	05/26/2020
087782	05/18/2020	B/R	SPEARS, TRACY	72.20	05/26/2020
087783	05/18/2020	W/R	AMERICAN EXPRESS	75.00	05/26/2020
087784	05/18/2020	W/R	CLEARWATER SYSTEMS	159.10	05/27/2020
087785	05/18/2020	W/R	CULLIGAN QUALITY WATER	37.00	05/22/2020
087786	05/18/2020	W/W	EJ THERAPY	45,891.05	
087787	05/18/2020	W/R	SPELLING OUT DYSLEXIA	200.00	05/22/2020
087788	05/18/2020	W/R	NORTH CENTRAL OHIO ESC	2,466.00	05/22/2020
087789	05/18/2020	W/R	RENHILL GROUP, INC.	14,685.36	05/22/2020
087790	05/31/2020	W/W	MCCREADY, ALYSSA	1,738.40	
087791	05/31/2020	W/W	AMERICAN ELECTRIC POWER	18,151.03	
087792	05/31/2020	W/W	JAVUREK, AUSTIN	1,020.00	
087793	05/31/2020	W/W	AWARDSMITH	12.00	
087794	05/31/2020	W/W	CenturyLink	832.43	
087795	05/31/2020	W/W	COLUMBIA GAS OF OHIO	2,577.37	
087796	05/31/2020	W/W	DIRECT ENERGY BUSINESS MARKETI	3,806.35	
087797	05/31/2020	W/W	EDGE DOCUMENT SOLUTIONS, LLC	1,564.00	
087798	05/31/2020	W/W	SPELLING OUT DYSLEXIA	250.00	
087799	05/31/2020	W/W	GRANVILLE EXEMPTED VILLAGE	150.00	
087800	05/31/2020	W/W	HEALTHCARE BILLING SERVICES	537.77	
087801	05/31/2020	W/W	ROUSH, HEIDI	1,200.00	
087802	05/31/2020	W/W	BRIGHT, JESSICA J	225.00	
087803	05/31/2020	W/W	JOSTEN'S	9.33	

Check#	Check Date	Org Sta	Vendor Paid	Check Amount	Status Date
087804	05/31/2020	W/W	LOW TEMP REFRIGERATION INC.	4,874.45	
087805	05/31/2020	W/W	OLECKI, MICHELLE	1,712.71	
087806	05/31/2020	W/W	ZIEGELHOFER, MIKE	1,610.24	
087807	05/31/2020	W/W	MVD SPORTS	1,796.09	
087808	05/31/2020	W/W	OHIO SCHOOL RESOURCE	375.00	
087809	05/31/2020	W/W	BIGLEY, REBECCA	480.00	
087810	05/31/2020	W/W	RENHILL GROUP, INC.	18,356.70	
087811	05/31/2020	W/W	REX'S LAWN CARE	1,248.00	
087812	05/31/2020	W/W	DAVIS, STACY	250.00	
087813	05/31/2020	W/W	THE CENTER FOR INDIVIDUAL &	270.00	
087814	05/31/2020	W/W	MCDANIEL, TRACY	303.43	
087815	05/31/2020	W/W	U.S. AWARDS, INC.	542.69	
087816	05/31/2020	W/W	US BANK	1,573.79	
087817	05/31/2020	W/W	GRADY ENTERPRISES, INC.	1,096.53	
087818	05/31/2020	W/W	CORELL, CHRISTOPHER	2,800.00	
087819	05/31/2020	W/W	CBIZ BENEFITS & INSURANCE	2,750.00	
591512	05/31/2020	M/M	MEMO-S.E.R.S.	45,500.00	
591513	05/31/2020	M/M	MEMO-S.T.R.S.	127,402.00	
691500	05/05/2020	C/R	LEXINGTON SCHOOLS - PAYROLL	575,644.72	05/05/2020
691503	05/11/2020	M/M	MEMO-S.E.R.S.	2,785.73	
691504	05/11/2020	M/M	MEMO-S.T.R.S.	7,042.27	
691505	05/20/2020	C/R	LEXINGTON SCHOOLS - PAYROLL	559,772.41	05/20/2020
691506	05/21/2020	M/M	LEXINGTON SCHOOLS - PAYROLL	15,180.63	
691507	05/27/2020	M/M	ANTHEM BENEFIT SERVICES	388,868.36	
691508	05/27/2020	M/M	MEMO-S.E.R.S.	2,785.73	
691509	05/27/2020	M/M	MEMO-S.T.R.S.	7,079.37	
691510	05/29/2020	M/M	GORDON FOOD SERVICE	3,960.69	
691511	05/31/2020	M/M	MEMO-MID OHIO ESC	1,976.35	
Total Checks Issued				\$ 1,902,553.36	

DATE: 06/03/2020
TIME: 09:13

LEXINGTON LOCAL SCHOOLS
TRANS. BY FUND/RCPT, ALL FUNDS
DATES 05/01/2020 THRU 05/31/2020
SORTED BY TRANSACTION DATE

PAGE: 1
(RECLED)

TRANS NO	ITEM NO	TRANS DATE	STS	DESCRIPTION OR SOURCE	TI	FUND	RCPT	SPCC	SUBJ	OPU	TRANS AMOUNT
074942	0001	05/12/2020	A	Preschool tuition	03	001	1211	0000	000000	500	1,100.00
074950	0001	05/14/2020	A	Tuition	03	001	1211	0000	000000	000	2,514.72
RCPT CODE SUB-TOTAL:											3,614.72
074971	0022	05/22/2020	A	JV52 SF-14 SpecEd Tuition	03	001	1223	0000	000000	000	343.40
RCPT CODE SUB-TOTAL:											343.40
074937	0015	05/08/2020	A	Open Enrollment Revenue	03	001	1227	0000	000000	000	200.67
074971	0015	05/22/2020	A	Open Enrollment Revenue	03	001	1227	0000	000000	000	200.66
RCPT CODE SUB-TOTAL:											401.33
074988	0001	05/31/2020	A	Richland Bank Interest	03	001	1410	0000	000000	000	4,633.14
RCPT CODE SUB-TOTAL:											4,633.14
074931	0001	05/05/2020	A	School fees	03	001	1740	0000	000000	100	630.00
074932	0001	05/05/2020	A	School fees	03	001	1740	0000	000000	100	120.00
074938	0001	05/06/2020	A	School fees	03	001	1740	0000	000000	100	56.00
074947	0001	05/11/2020	A	School fees	03	001	1740	0000	000000	100	143.00
074948	0001	05/11/2020	A	School fees	03	001	1740	0000	000000	100	840.00
074944	0001	05/12/2020	A	Western school fees	03	001	1740	0000	000000	500	30.00
074945	0001	05/12/2020	A	Western school fees	03	001	1740	0000	000000	500	30.00
074946	0001	05/12/2020	A	Western school fees	03	001	1740	0000	000000	500	20.00
074952	0001	05/18/2020	A	School fees	03	001	1740	0000	000000	100	840.00
074959	0002	05/18/2020	A	Central school fees	03	001	1740	0000	000000	400	28.00
074960	0002	05/19/2020	A	Central school fees	03	001	1740	0000	000000	400	56.00
074961	0002	05/26/2020	A	Central school fees	03	001	1740	0000	000000	400	56.00
074962	0001	05/26/2020	A	School fees	03	001	1740	0000	000000	100	840.00
074963	0001	05/26/2020	A	School fees	03	001	1740	0000	000000	100	34.00
074964	0001	05/26/2020	A	School fees	03	001	1740	0000	000000	100	420.00
074973	0002	05/27/2020	A	Central school fees	03	001	1740	0000	000000	400	56.00
074974	0001	05/27/2020	A	School fees	03	001	1740	0000	000000	100	235.00
074976	0001	05/27/2020	A	School fees	03	001	1740	0000	000000	100	1,050.00
074977	0001	05/27/2020	A	School fees	03	001	1740	0000	000000	100	70.00
074984	0001	05/29/2020	A	HS Fees - Pay For It	03	001	1740	0000	000000	100	127.00
074984	0002	05/29/2020	A	Central Fees - Pay For It	03	001	1740	0000	000000	400	60.00
074984	0003	05/29/2020	A	Jr High Fees - Pay For It	03	001	1740	0000	000000	200	52.00
074984	0004	05/29/2020	A	Eastern Fees - Pay For It	03	001	1740	0000	000000	300	30.00
074984	0005	05/29/2020	A	Western Fees - Pay For It	03	001	1740	0000	000000	500	30.00
074987	0001	05/29/2020	A	School fees - CCP Tuition	03	001	1740	0000	000000	100	569.00
RCPT CODE SUB-TOTAL:											6,362.00

STATUS (STS) CODES:

A-RECEIPT B-REFUND OF RECEIPT V-VOID REFUND OF RECEIPT X-REDUCTION OF EXPENDITURE
C-APPROPRIATION OR BUDGET MODIFICATIONS D-EXPENSE/SUPPLIES DISTRIBUTION F-FUND TO FUND TRANSFER

DATE: 06/03/2020
 TIME: 09:13

LEXINGTON LOCAL SCHOOLS
 TRANS. BY FUND/RCPT, ALL FUNDS
 DATES 05/01/2020 THRU 05/31/2020
 SORTED BY TRANSACTION DATE

PAGE: 2
 (RECLED)

TRANS NO	ITEM NO	TRANS DATE	STS	DESCRIPTION OR SOURCE	TI	FUND	RCPT	SPCC	SUBJ	OPU	TRANS AMOUNT
074928	0001	05/01/2020	A	Jury Duty - Tittle	03	001	1890	0000	000000	000	100.00
074978	0001	05/28/2020	A	Ashland Univer placement prog	03	001	1890	0000	000000	000	240.00
074983	0001	05/29/2020	A	BB Tourn Payroll benefits	03	001	1890	0000	000000	000	209.25
074983	0003	05/29/2020	A	BB Tourn Custodial OT	03	001	1890	0000	000000	000	564.00
RCPT CODE SUB-TOTAL:											1,113.31
074937	0001	05/08/2020	A	Opportunity Grant	03	001	3110	0000	000000	000	307,988.05
074937	0002	05/08/2020	A	Targeted Assistance	03	001	3110	0000	000000	000	32,892.64
074937	0003	05/08/2020	A	K-3 Literacy Funding	03	001	3110	0000	000000	000	5,948.56
074937	0005	05/08/2020	A	Limited English Prof Funding	03	001	3110	0000	000000	000	122.71
074937	0006	05/08/2020	A	Gifted Education Funding	03	001	3110	0000	000000	000	5,092.68
074937	0007	05/08/2020	A	Transportation	03	001	3110	0000	000000	000	22,763.69
074937	0008	05/08/2020	A	Special Education Funding	03	001	3110	0000	000000	000	50,084.00
074937	0009	05/08/2020	A	Graduation Bonus	03	001	3110	0000	000000	000	1,658.97
074937	0010	05/08/2020	A	Third Grade Reading Bonus	03	001	3110	0000	000000	000	994.42
074937	0012	05/08/2020	A	Enrollment Growth Supplement	03	001	3110	0000	000000	000	145.53
074937	0013	05/08/2020	A	Preschool Special Educ Funding	03	001	3110	0000	000000	000	6,932.37
074937	0014	05/08/2020	A	Special Educ Transportation	03	001	3110	0000	000000	000	2,589.02
074937	0024	05/08/2020	A	JV02 FY2019 Final #2 Adjust	03	001	3110	0000	000000	000	1,637.13-
074971	0001	05/22/2020	A	Opportunity Grant	03	001	3110	0000	000000	000	148,716.71
074971	0002	05/22/2020	A	Targeted Assistance	03	001	3110	0000	000000	000	32,892.64
074971	0003	05/22/2020	A	K-3 Literacy Funding	03	001	3110	0000	000000	000	5,948.56
074971	0005	05/22/2020	A	Limited English Prof Funding	03	001	3110	0000	000000	000	122.71
074971	0006	05/22/2020	A	Gifted Education Funding	03	001	3110	0000	000000	000	5,092.68
074971	0007	05/22/2020	A	Transportation	03	001	3110	0000	000000	000	22,763.69
074971	0008	05/22/2020	A	Special Education Funding	03	001	3110	0000	000000	000	50,084.00
074971	0009	05/22/2020	A	Graduation Bonus	03	001	3110	0000	000000	000	1,658.97
074971	0010	05/22/2020	A	Third Grade Reading Bonus	03	001	3110	0000	000000	000	994.42
074971	0012	05/22/2020	A	Enrollment Growth Supplement	03	001	3110	0000	000000	000	145.52
074971	0013	05/22/2020	A	Preschool Special Educ Funding	03	001	3110	0000	000000	000	7,018.10
074971	0014	05/22/2020	A	Special Educ Transportation	03	001	3110	0000	000000	000	2,589.02
074971	0025	05/22/2020	A	JV02 FY2019 Final #2 Adjust	03	001	3110	0000	000000	000	1,637.13-
RCPT CODE SUB-TOTAL:											711,965.40
074972	0001	05/27/2020	A	RB for Real Estate - Richland	03	001	3131	0000	000000	000	297,137.77
074972	0002	05/27/2020	A	RB for Emergency Levy - Richla	03	001	3131	0000	000000	000	207,667.14
074972	0009	05/27/2020	A	2 1/2 HMRB Real Est-Richland	03	001	3131	0000	000000	000	59,087.59
074972	0010	05/27/2020	A	2 1/2 HMRB Emerg Levy-Richland	03	001	3131	0000	000000	000	41,295.68
RCPT CODE SUB-TOTAL:											605,188.18
074972	0004	05/27/2020	A	Homestead Real Est - Richland	03	001	3132	0000	000000	000	110,881.58

STATUS (STS) CODES:

A-RECEIPT B-REFUND OF RECEIPT V-VOID REFUND OF RECEIPT X-REDUCTION OF EXPENDITURE
 C-APPROPRIATION OR BUDGET MODIFICATIONS D-EXPENSE/SUPPLIES DISTRIBUTION F-FUND TO FUND TRANSFER

DATE: 06/03/2020
 TIME: 09:13

LEXINGTON LOCAL SCHOOLS
 TRANS. BY FUND/RCPT, ALL FUNDS
 DATES 05/01/2020 THRU 05/31/2020
 SORTED BY TRANSACTION DATE

PAGE: 3
 (RECLD)

TRANS NO	ITEM NO	TRANS DATE	STS	DESCRIPTION OR SOURCE	TI	FUND	RCPT	SPCC	SUBJ	OPU	TRANS AMOUNT
074972	0005	05/27/2020	A	Homestead Emerg Levy-Richland	03	001	3132	0000	000000	000	77,494.22
RCPT CODE SUB-TOTAL:											188,375.80
074937	0004	05/08/2020	A	Economic Disadvantaged Funding	03	001	3211	0000	000000	000	2,384.00
074971	0004	05/22/2020	A	Economic Disadvantaged Funding	03	001	3211	0000	000000	000	2,384.00
RCPT CODE SUB-TOTAL:											4,768.00
074937	0011	05/08/2020	A	Career Tech Education Funding	03	001	3219	0000	000000	000	717.70
074971	0011	05/22/2020	A	Career Tech Education Funding	03	001	3219	0000	000000	000	717.70
RCPT CODE SUB-TOTAL:											1,435.40
074985	0001	05/29/2020	A	MEDICAID Recd -5/29	03	001	3300	0000	000000	000	2,766.21
074985	0002	05/29/2020	A	MEDICAID Recd 5/7	03	001	3300	0000	000000	000	111.85
RCPT CODE SUB-TOTAL:											2,878.06
074930	0001	05/05/2020	A	BWC Dividen for 2018 policy yr	03	001	5300	0000	000000	000	75,186.38
RCPT CODE SUB-TOTAL:											75,186.38
FUND CODE SUB-TOTAL:											1,606,265.12
074972	0006	05/27/2020	A	Homestead for Bond Ret- Richla	03	002	3132	0000	000000	000	45,336.77
RCPT CODE SUB-TOTAL:											45,336.77
FUND CODE SUB-TOTAL:											45,336.77
074972	0003	05/27/2020	A	RB for PI Levy - Richland	03	003	3131	0000	000000	000	26,320.38
074972	0011	05/27/2020	A	2 1/2 HMRB PI Levy-Richland	03	003	3131	0000	000000	000	5,234.09
RCPT CODE SUB-TOTAL:											31,554.47
074972	0007	05/27/2020	A	Homestead for PI Levy-Richland	03	003	3132	0000	000000	000	9,821.86
RCPT CODE SUB-TOTAL:											9,821.86
FUND CODE SUB-TOTAL:											41,376.33

STATUS (STS) CODES:

A-RECEIPT B-REFUND OF RECEIPT V-VOID REFUND OF RECEIPT X-REDUCTION OF EXPENDITURE
 C-APPROPRIATION OR BUDGET MODIFICATIONS D-EXPENSE/SUPPLIES DISTRIBUTION F-FUND TO FUND TRANSFER

DATE: 06/03/2020
 TIME: 09:13

LEXINGTON LOCAL SCHOOLS
 TRANS. BY FUND/RCPT, ALL FUNDS
 DATES 05/01/2020 THRU 05/31/2020
 SORTED BY TRANSACTION DATE

PAGE: 4
 (RECLD)

TRANS NO	ITEM NO	TRANS DATE	STS	DESCRIPTION OR SOURCE	TI	FUND	RCPT	SPCC	SUBJ	OPU	TRANS AMOUNT	
074988	0006	05/31/2020	A	LFI Fund	03	004	1410	0000	000000	000	202.85	
											RCPT CODE SUB-TOTAL:	202.85
											FUND CODE SUB-TOTAL:	202.85
074988	0004	05/31/2020	A	Richland Bank Interest	03	006	1410	0000	000000	000	0.00	
											RCPT CODE SUB-TOTAL:	0.00
074954	0001	05/18/2020	B	Lunch acct refund- Jansen	03	006	1512	0000	000000	100	4.95-	
074955	0001	05/18/2020	B	LUNCH ACCT REFUND	03	006	1512	0000	000000	100	62.90-	
074956	0001	05/18/2020	B	LUNCH ACCT REFUND- NATALIE	03	006	1512	0000	000000	100	30.70-	
074957	0001	05/18/2020	B	LUNCH ACCT REFUND- DYLAN	03	006	1512	0000	000000	100	72.20-	
074984	0006	05/29/2020	A	HS Lunch - Pay For It	03	006	1512	0000	000000	100	88.31	
074984	0007	05/29/2020	A	Jr High Lunch - Pay For It	03	006	1512	0000	000000	200	15.30	
074984	0008	05/29/2020	A	Eastern Lunch - Pay For It	03	006	1512	0000	000000	300	55.25	
074984	0009	05/29/2020	A	Central Lunch - Pay For It	03	006	1512	0000	000000	400	16.75	
074984	0010	05/29/2020	A	Western Lunch - Pay For It	03	006	1512	0000	000000	500	61.75	
074986	0001	05/29/2020	A	Cafeteria Student Charge Pay	03	006	1512	0000	000000	100	215.32	
											RCPT CODE SUB-TOTAL:	281.93
074941	0001	05/05/2020	A	State Lunch FY2020 -Central	03	006	3200	0000	000000	400	1,088.25	
074941	0002	05/05/2020	A	State Lunch FY2020 - Eastern	03	006	3200	0000	000000	300	1,240.58	
074941	0003	05/05/2020	A	State Lunch FY2020 - HS	03	006	3200	0000	000000	100	1,076.50	
074941	0004	05/05/2020	A	State Lunch FY2020 - JH	03	006	3200	0000	000000	200	761.78	
074941	0005	05/05/2020	A	State Lunch FY2020 Western	03	006	3200	0000	000000	500	732.17	
074965	0001	05/22/2020	A	State Break FY2020 -Central	03	006	3200	0000	000000	400	15.28	
074965	0002	05/22/2020	A	State Break FY2020 - Eastern	03	006	3200	0000	000000	300	17.42	
074965	0003	05/22/2020	A	State Break FY2020 - HS	03	006	3200	0000	000000	100	15.11	
074965	0004	05/22/2020	A	State Break FY2020 - JH	03	006	3200	0000	000000	200	10.69	
074965	0005	05/22/2020	A	State Break FY2020 Western	03	006	3200	0000	000000	500	10.28	
											RCPT CODE SUB-TOTAL:	4,968.06
											FUND CODE SUB-TOTAL:	5,249.99
074988	0005	05/31/2020	A	Richland Bank Int - Minutemen	03	007	1410	9100	000000	000	42.42	
											RCPT CODE SUB-TOTAL:	42.42

STATUS (STS) CODES:

A-RECEIPT B-REFUND OF RECEIPT V-VOID REFUND OF RECEIPT X-REDUCTION OF EXPENDITURE
 C-APPROPRIATION OR BUDGET MODIFICATIONS D-EXPENSE/SUPPLIES DISTRIBUTION F-FUND TO FUND TRANSFER

DATE: 06/03/2020
 TIME: 09:13

LEXINGTON LOCAL SCHOOLS
 TRANS. BY FUND/RCPT, ALL FUNDS
 DATES 05/01/2020 THRU 05/31/2020
 SORTED BY TRANSACTION DATE

PAGE: 5
 (RECLD)

TRANS NO	ITEM NO	TRANS DATE	STS DESCRIPTION OR SOURCE	TI	FUND	RCPT	SPCC	SUBJ	OPU	TRANS AMOUNT
074936	0001	05/06/2020	A Martin Hall Donation	03	007	1820	9100	000000	000	2,655.00
074940	0001	05/11/2020	A Brownell Scholarship Donation	03	007	1820	9100	000000	000	2,500.00
RCPT CODE SUB-TOTAL:										5,155.00
FUND CODE SUB-TOTAL:										5,197.42
074988	0003	05/31/2020	A Richland Bank Int - McCammon	03	007	1410	9800	000000	000	4.42
RCPT CODE SUB-TOTAL:										4.42
FUND CODE SUB-TOTAL:										4.42
074988	0007	05/31/2020	A Classroom Facilities Fund	03	010	1410	0000	000000	000	830.70
RCPT CODE SUB-TOTAL:										830.70
FUND CODE SUB-TOTAL:										830.70
074934	0001	05/05/2020	A AP Exams	03	018	1690	9100	000000	000	900.00
074939	0001	05/06/2020	A AP Exams	03	018	1690	9100	000000	000	135.00
074949	0001	05/11/2020	A AP Exams	03	018	1690	9100	000000	000	450.00
074958	0001	05/14/2020	A AP Exams	03	018	1690	9100	000000	000	45.00
074962	0002	05/26/2020	A AP Exams	03	018	1690	9100	000000	000	45.00
RCPT CODE SUB-TOTAL:										1,575.00
FUND CODE SUB-TOTAL:										1,575.00
074930	0003	05/05/2020	A Boxtop Money - JH	03	018	1690	9200	000000	000	1.90
RCPT CODE SUB-TOTAL:										1.90
FUND CODE SUB-TOTAL:										1.90
074959	0001	05/18/2020	A Central fees princ acct	03	018	1630	9400	000000	000	2.00
074960	0001	05/19/2020	A Central fees princ acct	03	018	1630	9400	000000	000	17.00
074961	0001	05/26/2020	A Central fees princ acct	03	018	1630	9400	000000	000	4.00
074973	0001	05/27/2020	A Central fees princ acct	03	018	1630	9400	000000	000	4.00

STATUS (STS) CODES:

A-RECEIPT B-REFUND OF RECEIPT V-VOID REFUND OF RECEIPT X-REDUCTION OF EXPENDITURE
 C-APPROPRIATION OR BUDGET MODIFICATIONS D-EXPENSE/SUPPLIES DISTRIBUTION F-FUND TO FUND TRANSFER

DATE: 06/03/2020
 TIME: 09:13

LEXINGTON LOCAL SCHOOLS
 TRANS. BY FUND/RCPT, ALL FUNDS
 DATES 05/01/2020 THRU 05/31/2020
 SORTED BY TRANSACTION DATE

PAGE: 6
 (RECLEED)

TRANS NO	ITEM NO	TRANS DATE	STS DESCRIPTION OR SOURCE	TI FUND RCPT SPCC SUBJ OPU	TRANS AMOUNT
				RCPT CODE SUB-TOTAL:	27.00
				FUND CODE SUB-TOTAL:	27.00
074930	0002	05/05/2020	A Boxtop Money - Central	03 018 1890 9401 000000 000	20.70
074959	0003	05/18/2020	A Central Lost Library Book	03 018 1890 9401 000000 000	8.00
074961	0003	05/26/2020	A Central Lost Library Book	03 018 1890 9401 000000 000	10.00
				RCPT CODE SUB-TOTAL:	38.70
				FUND CODE SUB-TOTAL:	38.70
074944	0002	05/12/2020	A Western fees princ acct	03 018 1630 9500 000000 000	10.00
074945	0002	05/12/2020	A Western fees princ acct	03 018 1630 9500 000000 000	10.00
074946	0002	05/12/2020	A Western fees princ acct	03 018 1630 9500 000000 000	10.00
				RCPT CODE SUB-TOTAL:	10.00
				FUND CODE SUB-TOTAL:	10.00
074943	0001	05/12/2020	A Boxtop money	03 018 1890 9501 000000 000	13.70
				RCPT CODE SUB-TOTAL:	13.70
				FUND CODE SUB-TOTAL:	13.70
074983	0002	05/29/2020	A BB Tourn Payroll benefits	03 022 1615 9601 000000 000	209.25-
074983	0004	05/29/2020	A BB Tourn Custodial OT	03 022 1615 9601 000000 000	564.06-
				RCPT CODE SUB-TOTAL:	773.31-
				FUND CODE SUB-TOTAL:	773.31-
074988	0002	05/31/2020	A Richland Bank Int. 024	03 024 1410 0000 000000 000	253.59
				RCPT CODE SUB-TOTAL:	253.59
074929	0001	05/05/2020	A Berick May Ins	03 024 1872 0000 000000 000	150.68

STATUS (STS) CODES:

A-RECEIPT B-REFUND OF RECEIPT V-VOID REFUND OF RECEIPT X-REDUCTION OF EXPENDITURE
 C-APPROPRIATION OR BUDGET MODIFICATIONS D-EXPENSE/SUPPLIES DISTRIBUTION F-FUND TO FUND TRANSFER

DATE: 06/03/2020
TIME: 09:13

LEXINGTON LOCAL SCHOOLS
TRANS. BY FUND/RCPT, ALL FUNDS
DATES 05/01/2020 THRU 05/31/2020
SORTED BY TRANSACTION DATE

PAGE: 7
(RECLD)

TRANS NO	ITEM NO	TRANS DATE	STS DESCRIPTION OR SOURCE	TI	FUND	RCPT	SPCC	SUBJ	OPU	TRANS AMOUNT
074935	0001	05/06/2020	A Mauk May Cobra	03	024	1872	0000	000000	000	2,041.38
074981	0001	05/29/2020	A Employees' Premiums May	03	024	1872	0000	000000	000	69,084.51
074982	0001	05/29/2020	A Board's Premiums May	03	024	1872	0000	000000	000	388,868.36
RCPT CODE SUB-TOTAL:										460,144.93
FUND CODE SUB-TOTAL:										460,398.52
074972	0008	05/27/2020	A Homestead for PI (.5 Mill)-Ric	03	034	3132	0000	000000	000	2,635.85
RCPT CODE SUB-TOTAL:										2,635.85
FUND CODE SUB-TOTAL:										2,635.85
074953	0001	05/18/2020	B ticket refund	03	200	1620	9102	000000	000	68.28-
RCPT CODE SUB-TOTAL:										68.28-
FUND CODE SUB-TOTAL:										68.28-
074933	0001	05/05/2020	A Yearbook sales	03	200	1620	9119	000000	000	65.00
RCPT CODE SUB-TOTAL:										65.00
074975	0001	05/27/2020	A Yearbook Ad sales	03	200	1690	9119	000000	000	250.00
RCPT CODE SUB-TOTAL:										250.00
FUND CODE SUB-TOTAL:										315.00
074967	0001	05/22/2020	A IDEA-B Revenue	03	516	4220	9020	000000	000	34,242.26
RCPT CODE SUB-TOTAL:										34,242.26
FUND CODE SUB-TOTAL:										34,242.26
074966	0001	05/26/2020	A Title I Revenue	03	572	4220	9020	000000	000	23,096.18
RCPT CODE SUB-TOTAL:										23,096.18

STATUS (STS) CODES:

A-RECEIPT B-REFUND OF RECEIPT V-VOID REFUND OF RECEIPT X-REDUCTION OF EXPENDITURE
C-APPROPRIATION OR BUDGET MODIFICATIONS D-EXPENSE/SUPPLIES DISTRIBUTION F-FUND TO FUND TRANSFER

DATE: 06/03/2020
TIME: 09:13

LEXINGTON LOCAL SCHOOLS
TRANS. BY FUND/RCPT, ALL FUNDS
DATES 05/01/2020 THRU 05/31/2020
SORTED BY TRANSACTION DATE

PAGE: 8
(RECLD)

TRANS NO	ITEM NO	TRANS DATE	STS DESCRIPTION OR SOURCE	TI	FUND	RCPT	SPCC	SUBJ	OPU	TRANS AMOUNT
FUND CODE SUB-TOTAL:										23,096.18
074968	0001	05/21/2020	A ECSE Restoration Revenue	03	587	4220	9020	000000	000	379.34
074970	0001	05/26/2020	A ECSE Revenue	03	587	4220	9020	000000	000	2,504.74
RCPT CODE SUB-TOTAL:										2,884.08
FUND CODE SUB-TOTAL:										2,884.08
074969	0001	05/21/2020	A Title IV Revenue	03	599	4220	9020	000000	000	239.00
RCPT CODE SUB-TOTAL:										239.00
FUND CODE SUB-TOTAL:										239.00
GRAND TOTAL:										2,229,099.20

STATUS (STS) CODES:

A-RECEIPT B-REFUND OF RECEIPT V-VOID REFUND OF RECEIPT X-REDUCTION OF EXPENDITURE
C-APPROPRIATION OR BUDGET MODIFICATIONS D-EXPENSE/SUPPLIES DISTRIBUTION F-FUND TO FUND TRANSFER

Date: 06/03/20
Time: 9:13 am

LEXINGTON LOCAL SCHOOLS
Revenue Account Summary
SORTED BY FUND-SCC/ACCT

Page: 1
(REVSUM)

	FYTD Receivable	FYTD Actual Receipts	MTD Actual Receipts	YTD Actual Receipts	FYTD Balance Receivable	FYTD Percent Received
*****TOTAL FOR FUND-SCC 001 0000 (GENERAL FUND):	24,868,805.00	23,838,980.65	1,606,265.12	12,100,062.58	1,029,824.35	95.86
*****TOTAL FOR FUND-SCC 002 0000 (BOND RETIREMENT FUND):	4,709,132.24	4,905,396.03	45,336.77	1,756,263.79	196,263.79	104.17
*****TOTAL FOR FUND-SCC 003 0000 (PERMANENT IMPROVEMENT FUND):	700,000.00	724,333.99	41,376.33	401,296.55	24,333.99	103.48
*****TOTAL FOR FUND-SCC 004 0000 (LFI BUILDING FUND):	56,470,238.41	56,562,088.39	202.85	63,926.26	91,849.98	100.16
*****TOTAL FOR FUND-SCC 006 0000 (FOOD SERVICE FUND):	716,982.00	493,235.46	5,249.99	205,089.70	223,746.54	68.79
*****TOTAL FOR FUND-SCC 007 9100 (LEXINGTON MINUTEMEN ACADEMIC SCHOLARSHIP FUND):	11,068.00	118,262.62	5,197.42	8,424.60	107,194.62	0.00
*****TOTAL FOR FUND-SCC 007 9800 (TERRY McCAMMON SCHOLARSHIP FUND):	227.00	682.22	4.42	556.97	455.22	300.54
*****TOTAL FOR FUND-SCC 010 0000 (CLASSROOM FACILITIES CONSTRUCTION FUND):	45,000,000.00	45,376,899.75	830.70	262,144.76	376,899.75	100.84
*****TOTAL FOR FUND-SCC 018 9100 (HIGH SCHOOL PRINCIPAL'S FUND):	9,901.00	6,671.97	1,575.00	1,946.34	3,229.03	67.39
*****TOTAL FOR FUND-SCC 018 9101 (HIGH SCHOOL FLOWER FUND):	0.00	104.00	0.00	104.00	104.00	0.00

*** NOTE!! ONLY ACTIVE ACCOUNTS HAVE BEEN SELECTED, TOTALS MAY EXCLUDE AMOUNTS THAT ARE RELATED TO INACTIVE ACCOUNTS. ***

Date: 06/03/20
Time: 9:13 am

LEXINGTON LOCAL SCHOOLS
Revenue Account Summary
SORTED BY FUND-SCC/ACCT

Page: 2
(REVSUM)

	FYTD Receivable	FYTD Actual Receipts	MTD Actual Receipts	YTD Actual Receipts	FYTD Balance Receivable	FYTD Percent Received
*****TOTAL FOR FUND-SCC 018 9200 (JUNIOR HIGH PRINCIPAL'S FUND):	5,044.00	4,355.90	1.90	1.90	688.10	86.36
*****TOTAL FOR FUND-SCC 018 9300 (EASTERN PRINCIPAL'S FUND):	7,615.00	758.31	0.00	93.00	6,856.69	9.96
*****TOTAL FOR FUND-SCC 018 9301 (EASTERN ELEMENTARY BOOKFAIR/BOXTOPS FUND):	5,743.00	2,274.42	0.00	164.90	3,468.58	39.60
*****TOTAL FOR FUND-SCC 018 9303 (EASTERN RUN CLUB):	1,357.00	1,135.00	0.00	0.00	222.00	83.64
*****TOTAL FOR FUND-SCC 018 9400 (CENTRAL PRINCIPAL'S FUND):	4,553.00	2,611.08	27.00	615.68	1,941.92	57.35
*****TOTAL FOR FUND-SCC 018 9401 (CENTRAL ELEMENTARY BOOKFAIR FUND):	3,689.00	3,196.20	38.70	565.16	492.80	86.64
*****TOTAL FOR FUND-SCC 018 9402 (CENTRAL ELEMENTARY ART):	1,375.00	0.00	0.00	0.00	1,375.00	0.00
*****TOTAL FOR FUND-SCC 018 9500 (WESTERN PRINCIPAL'S FUND):	5,890.00	4,099.11	10.00	522.44	1,790.89	69.59
*****TOTAL FOR FUND-SCC 018 9501 (WESTERN ELEMENTARY BOOKFAIR/BOXTOPS FUND):	4,670.00	3,168.49	13.70	70.65	1,501.51	67.85
*****TOTAL FOR FUND-SCC 018 9503 (WESTERN ELEMENTARY ART):	2,230.00	0.00	0.00	0.00	2,230.00	0.00

*** NOTE!! ONLY ACTIVE ACCOUNTS HAVE BEEN SELECTED, TOTALS MAY EXCLUDE AMOUNTS THAT ARE RELATED TO INACTIVE ACCOUNTS. ***

Date: 06/03/20
Time: 9:13 am

LEXINGTON LOCAL SCHOOLS
Revenue Account Summary
SORTED BY FUND-SCC/ACCT

Page: 3
(REVSUM)

	FYTD Receivable	FYTD Actual Receipts	MTD Actual Receipts	YTD Actual Receipts	FYTD Balance Receivable	FYTD Percent Received
*****TOTAL FOR FUND-SCC 019 9121 (CENTRAL ELEMENTARY PTO GRANTS):						
	1,172.00	1,224.25	0.00	30.28	52.25-	104.46
*****TOTAL FOR FUND-SCC 019 9122 (EASTERN ELEMENTARY PTO GRANTS):						
	1,172.00	1,085.72	0.00	30.27	86.28	92.64
*****TOTAL FOR FUND-SCC 019 9123 (WESTERN ELEMENTARY PTO GRANTS):						
	1,864.00	1,085.74	0.00	30.27	778.26	58.25
*****TOTAL FOR FUND-SCC 019 9219 (RICH CO FOUND-CLASSROOM LIBRARY):						
	549.52	549.52	0.00	0.00	0.00	100.00
*****TOTAL FOR FUND-SCC 019 9220 (RICH CO FOUND-LEGOS AND BUILDING BLOCKS):						
	915.00	915.00	0.00	0.00	0.00	100.00
*****TOTAL FOR FUND-SCC 019 9221 (RICH CO FOUND-SCIENCE DISCOVERY BINS):						
	1,500.00	1,500.00	0.00	0.00	0.00	100.00
*****TOTAL FOR FUND-SCC 022 9601 (OHSAA TOURNAMENT AGENCY FUND):						
	35,459.00	27,141.69	773.31-	9,991.69	8,317.31	76.54
*****TOTAL FOR FUND-SCC 024 0000 (EMPLOYEE BENEFITS FUND FOR MEDICAL/DENTAL):						
	5,225,000.00	4,970,815.98	460,398.52	2,300,822.13	254,184.02	95.14
*****TOTAL FOR FUND-SCC 034 0000 (OFCC PROJECT MAINTENANCE FUND):						
	90,500.00	102,108.40	2,635.85	102,108.40	11,608.40-	112.83
*****TOTAL FOR FUND-SCC 200 9101 (HIGH SCHOOL ART CLUB):						
	0.00	278.70	0.00	278.70	278.70-	0.00

*** NOTE!! ONLY ACTIVE ACCOUNTS HAVE BEEN SELECTED, TOTALS MAY EXCLUDE AMOUNTS THAT ARE RELATED TO INACTIVE ACCOUNTS. ***

Date: 06/03/20
Time: 9:13 am

LEXINGTON LOCAL SCHOOLS
Revenue Account Summary
SORTED BY FUND-SCC/ACCT

Page: 4
(REVSUM)

	FYTD Receivable	FYTD Actual Receipts	MTD Actual Receipts	YTD Actual Receipts	FYTD Balance Receivable	FYTD Percent Received
*****TOTAL FOR FUND-SCC 200 9102 (HIGH SCHOOL DRAMA CLUB):	11,130.00	1,167.72	68.28	1,167.72	9,962.28	10.49
*****TOTAL FOR FUND-SCC 200 9104 (HIGH SCHOOL LEADERSHIP COUNCIL):	400.00	0.00	0.00	0.00	400.00	0.00
*****TOTAL FOR FUND-SCC 200 9105 (HIGH SCHOOL FRENCH CLUB):	45.00	32.38	0.00	0.00	12.62	71.96
*****TOTAL FOR FUND-SCC 200 9107 (HIGH SCHOOL SPANISH CLUB):	178.00	0.00	0.00	0.00	178.00	0.00
*****TOTAL FOR FUND-SCC 200 9108 (HIGH SCHOOL LEO CLUB):	590.00	529.37	0.00	28.92	60.63	89.72
*****TOTAL FOR FUND-SCC 200 9114 (HIGH SCHOOL STUDENT COUNCIL FUND):	2,490.00	568.00	0.00	30.00	1,922.00	22.81
*****TOTAL FOR FUND-SCC 200 9115 (HIGH SCHOOL KEY CLUB):	2,790.00	2,990.00	0.00	200.00	200.00	107.17
*****TOTAL FOR FUND-SCC 200 9119 (HIGH SCHOOL YEARBOOK FUND):	16,580.00	8,960.00	315.00	655.00	7,620.00	54.04
*****TOTAL FOR FUND-SCC 200 9121 (HIGH SCHOOL NATIONAL HONOR SOCIETY):	2,518.00	1,190.00	0.00	10.00	1,328.00	47.26
*****TOTAL FOR FUND-SCC 200 9201 (JUNIOR HIGH ART CLUB):	56.00	0.00	0.00	0.00	56.00	0.00

*** NOTE!! ONLY ACTIVE ACCOUNTS HAVE BEEN SELECTED, TOTALS MAY EXCLUDE AMOUNTS THAT ARE RELATED TO INACTIVE ACCOUNTS. ***

25

Date: 06/03/20
Time: 9:13 am

LEXINGTON LOCAL SCHOOLS
Revenue Account Summary
SORTED BY FUND-SCC/ACCT

Page: 5
(REVSUM)

	FYTD Receivable	FYTD Actual Receipts	MTD Actual Receipts	YTD Actual Receipts	FYTD Balance Receivable	FYTD Percent Received
*****TOTAL FOR FUND-SCC 200 9204 (JUNIOR HIGH STUDENT COUNCIL FUND):	1,217.00	1,316.60	0.00	725.25	99.60	108.18
*****TOTAL FOR FUND-SCC 200 9301 (EASTERN ELEMENTARY STUDENT ACTIVITY FUND):	1,472.00	250.00	0.00	0.00	1,222.00	16.98
*****TOTAL FOR FUND-SCC 200 9302 (EASTERN ELEMENTARY ROBOTICS FUND):	855.00	720.00	0.00	0.00	135.00	84.21
*****TOTAL FOR FUND-SCC 200 9612 (JUNIOR HIGH INFORMED TEENS FUND):	1,469.00	74.34	0.00	32.22	1,394.66	5.06
*****TOTAL FOR FUND-SCC 300 9116 (CHOIR):	75.00	300.00	0.00	300.00	225.00	400.00
*****TOTAL FOR FUND-SCC 300 9206 (JUNIOR HIGH PHYS ED DEPARTMENT FUND):	2,785.00	1,940.00	0.00	850.00	845.00	69.66
*****TOTAL FOR FUND-SCC 300 9600 (ATHLETIC FUND):	213,000.00	178,787.28	0.00	28,956.95	34,212.72	83.94
*****TOTAL FOR FUND-SCC 300 9601 (ATHLETIC CAPITAL FUND):	39,000.00	26,000.00	0.00	13,000.00	13,000.00	66.67
*****TOTAL FOR FUND-SCC 300 9603 (ELEMENTARY MUSIC):	388.00	0.00	0.00	0.00	388.00	0.00
*****TOTAL FOR FUND-SCC 451 9020 (Network Connectivity FY 2020):	9,000.00	9,000.00	0.00	4,500.00	0.00	100.00

*** NOTE!! ONLY ACTIVE ACCOUNTS HAVE BEEN SELECTED, TOTALS MAY EXCLUDE AMOUNTS THAT ARE RELATED TO INACTIVE ACCOUNTS. ***

Date: 06/03/20
Time: 9:13 am

LEXINGTON LOCAL SCHOOLS
Revenue Account Summary
SORTED BY FUND-SCC/ACCT

Page: 6
(REVSUM)

	FYTD Receivable	FYTD Actual Receipts	MTD Actual Receipts	YTD Actual Receipts	FYTD Balance Receivable	FYTD Percent Received
*****TOTAL FOR FUND-SCC 467 0000 (STUDENT WELLNESS AND SUCCESS FUND):						
	313,072.28	313,012.20	0.00	156,476.06	60.08	99.98
*****TOTAL FOR FUND-SCC 499 9020 (SCHOOL SAFETY GRANT FY20):						
	10,607.48	10,607.48	0.00	0.00	0.00	100.00
*****TOTAL FOR FUND-SCC 516 9019 (IDEA-B SPECIAL EDUCATION FY19):						
	78,905.73	78,905.73	0.00	0.00	0.00	100.00
*****TOTAL FOR FUND-SCC 516 9020 (IDEA-B SPECIAL EDUCATION FY20):						
	561,991.05	381,692.76	34,242.26	155,165.48	180,298.29	67.92
*****TOTAL FOR FUND-SCC 572 9019 (TITLE I FY19):						
	23,520.05	23,520.05	0.00	0.00	0.00	100.00
*****TOTAL FOR FUND-SCC 572 9020 (TITLE I FY20):						
	291,621.64	235,962.93	23,096.18	132,924.64	55,658.71	80.91
*****TOTAL FOR FUND-SCC 587 9019 (EARLY CHILDHOOD SPECIAL EDUCATION IDEA FY19):						
	7,546.89	7,546.89	0.00	0.00	0.00	100.00
*****TOTAL FOR FUND-SCC 587 9020 (EARLY CHILDHOOD SPECIAL EDUCATION IDEA FY20):						
	28,637.70	16,726.30	2,884.08	8,105.39	11,911.40	58.41
*****TOTAL FOR FUND-SCC 590 9020 (TITLE II-A IMPROVING TEACHER QUALITY FY20):						
	64,096.08	60,408.91	0.00	29,704.94	3,687.17	94.25
*****TOTAL FOR FUND-SCC 599 9020 (TITLE IV FY20):						
	33,346.75	24,454.96	239.00	5,564.00	8,891.79	73.34

*** NOTE!! ONLY ACTIVE ACCOUNTS HAVE BEEN SELECTED, TOTALS MAY EXCLUDE AMOUNTS THAT ARE RELATED TO INACTIVE ACCOUNTS. ***

Date: 06/03/20
Time: 9:13 am

LEXINGTON LOCAL SCHOOLS
Revenue Account Summary
SORTED BY FUND-SCC/ACCT

Page: 7
(REVSUM)

	FYTD Receivable	FYTD Actual Receipts	MTD Actual Receipts	YTD Actual Receipts	FYTD Balance Receivable	FYTD Percent Received
*****GRAND TOTALS:	139,606,034.82	138,541,622.49	2,229,099.20	17,753,537.59	1,064,412.33	99.24

=====

*** NOTE!! ONLY ACTIVE ACCOUNTS HAVE BEEN SELECTED, TOTALS MAY EXCLUDE AMOUNTS THAT ARE RELATED TO INACTIVE ACCOUNTS. ***

JF

Date: 06/03/20
 Time: 9:13 am

LEXINGTON LOCAL SCHOOLS
 Appropriation Account Summary
 SORTED BY FUND-SCC/ACCT

Page: 1
 (APPSUM)

FYTD Appropriated	Prior FY Carryover Encumbrances	FYTD Expendable	FYTD Actual Expenditures	MTD Actual Expenditures	Current + Future Encumbrances	FYTD Remaining Balance	FYTD Percent Exp/Enc
*****TOTAL FOR FUND-SCC 001 0000 (GENERAL FUND):							
25,769,834.00	142,760.76	25,912,594.76	22,991,227.11	1,952,368.93	592,821.96	2,328,545.69	91.01
*****TOTAL FOR FUND-SCC 002 0000 (BOND RETIREMENT FUND):							
1,425,896.92	0.00	1,425,896.92	1,456,143.34	0.00	0.00	30,246.42	102.12
*****TOTAL FOR FUND-SCC 003 0000 (PERMANENT IMPROVEMENT FUND):							
704,255.00	0.00	704,255.00	641,336.50	0.00	30,639.83	32,278.67	95.42
*****TOTAL FOR FUND-SCC 004 0000 (LFI BUILDING FUND):							
47,020,238.41	0.00	47,020,238.41	45,643,586.91	0.00	937,326.50	439,325.00	99.07
*****TOTAL FOR FUND-SCC 006 0000 (FOOD SERVICE FUND):							
712,280.06	2,310.43	714,590.49	670,221.24	53,653.74	30,219.03	14,150.22	98.02
*****TOTAL FOR FUND-SCC 007 9100 (LEXINGTON MINUTEMEN ACADEMIC SCHOLARSHIP FUND):							
11,250.00	0.00	11,250.00	8,250.00	0.00	3,000.00	0.00	100.00
*****TOTAL FOR FUND-SCC 007 9800 (TERRY McCAMMON SCHOLARSHIP FUND):							
500.00	0.00	500.00	0.00	0.00	0.00	500.00	0.00
*****TOTAL FOR FUND-SCC 010 0000 (CLASSROOM FACILITIES CONSTRUCTION FUND):							
3,500,000.00	0.00	3,500,000.00	663,894.60	0.00	2,292,903.40	543,202.00	84.48
*****TOTAL FOR FUND-SCC 018 9100 (HIGH SCHOOL PRINCIPAL'S FUND):							
10,996.00	168.40	11,164.40	3,432.04	0.00	7,569.44	162.92	98.54
*****TOTAL FOR FUND-SCC 018 9101 (HIGH SCHOOL FLOWER FUND):							
104.00	0.00	104.00	45.00	0.00	0.00	59.00	43.27

*** NOTE!! ONLY ACTIVE ACCOUNTS HAVE BEEN SELECTED, TOTALS MAY EXCLUDE AMOUNTS THAT ARE RELATED TO INACTIVE ACCOUNTS. ***

Date: 06/03/20
 Time: 9:13 am

LEXINGTON LOCAL SCHOOLS
 Appropriation Account Summary
 SORTED BY FUND-SCC/ACCT

Page: 2
 (APPSUM)

FYTD Appropriated	Prior FY Carryover Encumbrances	FYTD Expendable	FYTD Actual Expenditures	MTD Actual Expenditures	Current + Future Encumbrances	FYTD Remaining Balance	FYTD Percent Exp/Enc
*****TOTAL FOR FUND-SCC 018 9200 (JUNIOR HIGH PRINCIPAL'S FUND):							
6,639.00	0.00	6,639.00	519.47	0.00	6,027.53	92.00	98.61
=====							
*****TOTAL FOR FUND-SCC 018 9300 (EASTERN PRINCIPAL'S FUND):							
7,168.00	0.00	7,168.00	4,507.77	0.00	2,456.80	203.43	97.16
=====							
*****TOTAL FOR FUND-SCC 018 9301 (EASTERN ELEMENTARY BOOKFAIR/BOXTOPS FUND):							
10,762.00	0.00	10,762.00	7,496.40	0.00	2,891.74	373.86	96.53
=====							
*****TOTAL FOR FUND-SCC 018 9302 (EASTERN ELEMENTARY MATH):							
275.00	150.00	425.00	200.00	0.00	0.00	225.00	47.06
=====							
*****TOTAL FOR FUND-SCC 018 9303 (EASTERN RUN CLUB):							
1,350.00	0.00	1,350.00	819.85	0.00	521.83	8.32	99.38
=====							
*****TOTAL FOR FUND-SCC 018 9400 (CENTRAL PRINCIPAL'S FUND):							
4,216.00	1,398.34	5,614.34	2,117.50	59.87	2,144.60	1,352.24	75.91
=====							
*****TOTAL FOR FUND-SCC 018 9401 (CENTRAL ELEMENTARY BOOKFAIR FUND):							
4,526.00	0.00	4,526.00	1,528.65	0.00	2,831.17	166.18	96.33
=====							
*****TOTAL FOR FUND-SCC 018 9402 (CENTRAL ELEMENTARY ART):							
920.00	0.00	920.00	0.00	0.00	0.00	920.00	0.00
=====							
*****TOTAL FOR FUND-SCC 018 9500 (WESTERN PRINCIPAL'S FUND):							
3,981.00	1,310.00	5,291.00	3,919.38	0.00	1,149.50	222.12	95.80
=====							
*****TOTAL FOR FUND-SCC 018 9501 (WESTERN ELEMENTARY BOOKFAIR/BOXTOPS FUND):							
4,535.00	0.00	4,535.00	3,361.46	0.00	0.00	1,173.54	74.12
=====							

*** NOTE!! ONLY ACTIVE ACCOUNTS HAVE BEEN SELECTED, TOTALS MAY EXCLUDE AMOUNTS THAT ARE RELATED TO INACTIVE ACCOUNTS. ***

Date: 06/03/20
 Time: 9:13 am

LEXINGTON LOCAL SCHOOLS
 Appropriation Account Summary
 SORTED BY FUND-SCC/ACCT

Page: 3
 (APPSUM)

FYTD Appropriated	Prior FY Carryover Encumbrances	FYTD Expendable	FYTD Actual Expenditures	MTD Actual Expenditures	Current + Future Encumbrances	FYTD Remaining Balance	FYTD Percent Exp/Enc
*****TOTAL FOR FUND-SCC 018 9503 (WESTERN ELEMENTARY ART):							
1,726.00	0.00	1,726.00	0.00	0.00	0.00	1,726.00	0.00
*****TOTAL FOR FUND-SCC 019 9121 (CENTRAL ELEMENTARY PTO GRANTS):							
2,146.67	0.00	2,146.67	507.61	0.00	492.39	1,146.67	46.58
*****TOTAL FOR FUND-SCC 019 9122 (EASTERN ELEMENTARY PTO GRANTS):							
2,451.64	0.00	2,451.64	1,071.36	0.00	0.00	1,380.28	43.70
*****TOTAL FOR FUND-SCC 019 9123 (WESTERN ELEMENTARY PTO GRANTS):							
2,870.69	423.13	3,293.82	378.92	0.00	117.99	2,796.91	15.09
*****TOTAL FOR FUND-SCC 019 9200 (RICHLAND COUNTY FOUNDATION GRANT PLAYGROUND):							
200.00	0.00	200.00	0.00	0.00	0.00	200.00	0.00
*****TOTAL FOR FUND-SCC 019 9218 (RICH CO FOUND-WRITE STUFF STEAM KIT):							
52.93	0.00	52.93	0.00	0.00	0.00	52.93	0.00
*****TOTAL FOR FUND-SCC 019 9219 (RICH CO FOUND-CLASSROOM LIBRARY):							
549.52	0.00	549.52	549.52	0.00	0.00	0.00	100.00
*****TOTAL FOR FUND-SCC 019 9220 (RICH CO FOUND-LEGOS AND BUILDING BLOCKS):							
915.00	0.00	915.00	859.79	0.00	0.00	55.21	93.97
*****TOTAL FOR FUND-SCC 019 9221 (RICH CO FOUND-SCIENCE DISCOVERY BINS):							
1,500.00	0.00	1,500.00	1,499.05	0.00	0.00	0.95	99.94
*****TOTAL FOR FUND-SCC 019 9301 (RICH CO FOUND/SECO ROBOTICS GRANT (HEIMANN)):							
31.72	0.00	31.72	0.00	0.00	0.00	31.72	0.00

*** NOTE!! ONLY ACTIVE ACCOUNTS HAVE BEEN SELECTED, TOTALS MAY EXCLUDE AMOUNTS THAT ARE RELATED TO INACTIVE ACCOUNTS. ***

Date: 06/03/20
 Time: 9:13 am

LEXINGTON LOCAL SCHOOLS
 Appropriation Account Summary
 SORTED BY FUND-SCC/ACCT

Page: 4
 (APPSUM)

FYTD Appropriated	Prior FY Carryover Encumbrances	FYTD Expendable	FYTD Actual Expenditures	MTD Actual Expenditures	Current + Future Encumbrances	FYTD Remaining Balance	FYTD Percent Exp/Enc
*****TOTAL FOR FUND-SCC 019 9302 (RICH CO RETIRED TEACHERS ASSOC):							
150.00	0.00	150.00	0.00	0.00	0.00	150.00	0.00
=====							
*****TOTAL FOR FUND-SCC 022 9601 (OHSAA TOURNAMENT AGENCY FUND):							
35,567.42	0.00	35,567.42	19,697.33	2,311.51	33,705.30	17,835.21-	150.14
=====							
*****TOTAL FOR FUND-SCC 024 0000 (EMPLOYEE BENEFITS FUND FOR MEDICAL/DENTAL):							
5,358,426.00	0.00	5,358,426.00	4,459,093.99	321,650.28	2,750.00	896,582.01	83.27
=====							
*****TOTAL FOR FUND-SCC 034 0000 (OFCC PROJECT MAINTENANCE FUND):							
0.00	0.00	0.00	1,758.47	0.00	0.00	1,758.47-	0.00
=====							
*****TOTAL FOR FUND-SCC 200 9102 (HIGH SCHOOL DRAMA CLUB):							
15,201.00	750.00	15,951.00	2,397.42	0.00	4,953.54	8,600.04	46.08
=====							
*****TOTAL FOR FUND-SCC 200 9104 (HIGH SCHOOL LEADERSHIP COUNCIL):							
229.00	0.00	229.00	56.94	0.00	43.06	129.00	43.67
=====							
*****TOTAL FOR FUND-SCC 200 9107 (HIGH SCHOOL SPANISH CLUB):							
274.00	50.00	324.00	50.00	0.00	0.00	274.00	15.43
=====							
*****TOTAL FOR FUND-SCC 200 9108 (HIGH SCHOOL LEO CLUB):							
2,300.00	0.00	2,300.00	1,647.27	0.00	518.13	134.60	94.15
=====							
*****TOTAL FOR FUND-SCC 200 9114 (HIGH SCHOOL STUDENT COUNCIL FUND):							
1,426.00	0.00	1,426.00	1,239.97	0.00	160.03	26.00	98.18
=====							
*****TOTAL FOR FUND-SCC 200 9115 (HIGH SCHOOL KEY CLUB):							
3,361.00	0.00	3,361.00	2,335.38	0.00	69.42	956.20	71.55
=====							

*** NOTE!! ONLY ACTIVE ACCOUNTS HAVE BEEN SELECTED, TOTALS MAY EXCLUDE AMOUNTS THAT ARE RELATED TO INACTIVE ACCOUNTS. ***

Date: 06/03/20
 Time: 9:13 am

LEXINGTON LOCAL SCHOOLS
 Appropriation Account Summary
 SORTED BY FUND-SCC/ACCT

Page: 5
 (APPSUM)

FYTD Appropriated	Prior FY Carryover Encumbrances	FYTD Expendable	FYTD Actual Expenditures	MTD Actual Expenditures	Current + Future Encumbrances	FYTD Remaining Balance	FYTD Percent Exp/Enc
*****TOTAL FOR FUND-SCC 200 9119 (HIGH SCHOOL YEARBOOK FUND):							
18,815.00	4,128.14	22,943.14	6,370.75	0.00	12,042.20	4,530.19	80.25
*****TOTAL FOR FUND-SCC 200 9121 (HIGH SCHOOL NATIONAL HONOR SOCIETY):							
2,640.00	0.00	2,640.00	1,796.19	0.00	27.00	816.81	69.06
*****TOTAL FOR FUND-SCC 200 9204 (JUNIOR HIGH STUDENT COUNCIL FUND):							
1,138.00	180.00	1,318.00	426.64	0.00	338.36	553.00	58.04
*****TOTAL FOR FUND-SCC 200 9301 (EASTERN ELEMENTARY STUDENT ACTIVITY FUND):							
1,463.00	0.00	1,463.00	268.85	0.00	231.15	963.00	34.18
*****TOTAL FOR FUND-SCC 200 9302 (EASTERN ELEMENTARY ROBOTICS FUND):							
1,410.00	0.00	1,410.00	795.79	0.00	504.21	110.00	92.20
*****TOTAL FOR FUND-SCC 200 9612 (JUNIOR HIGH INFORMED TEENS FUND):							
1,443.00	0.00	1,443.00	22.90	0.00	0.00	1,420.10	1.59
*****TOTAL FOR FUND-SCC 300 9115 (JAZZ BAND):							
386.00	0.00	386.00	338.20	0.00	0.00	47.80	87.62
*****TOTAL FOR FUND-SCC 300 9116 (CHOIR):							
595.00	0.00	595.00	100.25	0.00	200.00	294.75	50.46
*****TOTAL FOR FUND-SCC 300 9206 (JUNIOR HIGH PHYS ED DEPARTMENT FUND):							
3,509.00	0.00	3,509.00	2,506.09	0.00	886.96	115.95	96.70
*****TOTAL FOR FUND-SCC 300 9600 (ATHLETIC FUND):							
209,900.00	0.00	209,900.00	200,420.06	3,340.43	13,315.18	3,835.24	101.83

*** NOTE!! ONLY ACTIVE ACCOUNTS HAVE BEEN SELECTED, TOTALS MAY EXCLUDE AMOUNTS THAT ARE RELATED TO INACTIVE ACCOUNTS. ***

Date: 06/03/20
 Time: 9:13 am

LEXINGTON LOCAL SCHOOLS
 Appropriation Account Summary
 SORTED BY FUND-SCC/ACCT

Page: 6
 (APPSUM)

FYTD Appropriated	Prior FY Carryover Encumbrances	FYTD Expendable	FYTD Actual Expenditures	MTD Actual Expenditures	Current + Future Encumbrances	FYTD Remaining Balance	FYTD Percent Exp/Enc
*****TOTAL FOR FUND-SCC 300 9603 (ELEMENTARY MUSIC):							
685.00	0.00	685.00	223.48	0.00	276.52	185.00	72.99
*****TOTAL FOR FUND-SCC 451 9020 (Network Connectivity FY 2020):							
9,000.00	0.00	9,000.00	9,000.00	0.00	0.00	0.00	100.00
*****TOTAL FOR FUND-SCC 467 0000 (STUDENT WELLNESS AND SUCCESS FUND):							
313,072.28	0.00	313,072.28	264,837.74	33,931.89	33,850.12	14,384.42	95.41
*****TOTAL FOR FUND-SCC 499 9020 (SCHOOL SAFETY GRANT FY20):							
10,607.48	0.00	10,607.48	10,607.48	0.00	0.00	0.00	100.00
*****TOTAL FOR FUND-SCC 516 9019 (IDEA-B SPECIAL EDUCATION FY19):							
25,177.33	13,279.90	38,457.23	38,457.23	0.00	0.00	0.00	100.00
*****TOTAL FOR FUND-SCC 516 9020 (IDEA-B SPECIAL EDUCATION FY20):							
561,991.05	0.00	561,991.05	424,330.96	51,773.51	51,076.33	86,583.76	84.59
*****TOTAL FOR FUND-SCC 572 9019 (TITLE I FY19):							
12,178.78	0.00	12,178.78	12,178.78	0.00	0.00	0.00	100.00
*****TOTAL FOR FUND-SCC 572 9020 (TITLE I FY20):							
291,621.64	0.00	291,621.64	242,163.69	23,092.38	1,418.03	48,039.92	83.53
*****TOTAL FOR FUND-SCC 587 9020 (EARLY CHILDHOOD SPECIAL EDUCATION IDEA FY20):							
28,637.70	0.00	28,637.70	21,537.54	5,281.85	7,672.33	572.17	102.00
*****TOTAL FOR FUND-SCC 590 9020 (TITLE II-A IMPROVING TEACHER QUALITY FY20):							
64,096.08	0.00	64,096.08	64,465.46	1,444.95	35.86	405.24	100.63

*** NOTE!! ONLY ACTIVE ACCOUNTS HAVE BEEN SELECTED, TOTALS MAY EXCLUDE AMOUNTS THAT ARE RELATED TO INACTIVE ACCOUNTS. ***

Date: 06/03/20
Time: 9:13 am

LEXINGTON LOCAL SCHOOLS
Appropriation Account Summary
SORTED BY FUND-SCC/ACCT

Page: 7
(APPSUM)

FYTD Appropriated	Prior FY Carryover Encumbrances	FYTD Expendable	FYTD Actual Expenditures	MTD Actual Expenditures	Current + Future Encumbrances	FYTD Remaining Balance	FYTD Percent Exp/Enc
*****TOTAL FOR FUND-SCC 599 9020 (TITLE IV FY20):							
33,346.75	0.00	33,346.75	24,454.96	0.00	970.00	7,921.79	76.24
=====							
*****GRAND TOTALS:							
86,220,818.07	166,909.10	86,387,727.17	77,921,053.28	2,448,909.34	4,078,157.44	4,388,516.45	94.92
=====							

*** NOTE!! ONLY ACTIVE ACCOUNTS HAVE BEEN SELECTED, TOTALS MAY EXCLUDE AMOUNTS THAT ARE RELATED TO INACTIVE ACCOUNTS. ***