


LEXINGTON LOCAL SCHOOLS



FINANCIAL REPORT
FOR THE PERIOD ENDING
MAY 31, 2018

PREPARED BY
JASON WHITESEL, TREASURER

DATE: 06/04/2018
TIME: 12:11

LEXINGTON LOCAL SCHOOLS
CASH RECONCILIATION AS OF 05/31/2018

PAGE: 1
(USAEMSED)

	SUB-TOTALS	TOTALS
	-----	-----
Gross Depository Balances:		
RICHLAND BANK MMA 5719	\$ 4,329,227.92	
RICHLAND BANK SWEEP ACCT 3520	1,503,161.08	
RICHLAND BANK GENERAL ACCT 0580	300,935.00	
RICHLAND BANK ANTHEM SWEEP 3523	1,527,489.46	
RICHLAND BANK EE BENEFITS 3180	0.00	
RICHLAND BANK PAYROLL ACCT 9780	791.52	
RICHLAND BANK ATHLETIC ACCT 3280	4,115.70	

Total Depository Balances (Gross)		\$ 7,665,720.68
Adjustments to Bank Balance:		
Cash in Transit to Bank	\$ 2,165.80	
Outstanding Checks	85,368.39-	
Adjustments	791.52-	
Municipal Income Tax -\$791.52		

Total Adjustments to Bank Balance		83,994.11-
Investments:		
Treasury Bonds and Notes	\$ 1,075,284.50	
Certificate of Deposits	4,005,000.00	
Other Securities	0.00	
Other Investments:		
Richland Bank - Money Market	30,126.22	

Total Investments		5,110,410.72
Cash on Hand:		
Petty Cash:		
TREASURER'S OFFICE	\$ 100.00	
HIGH SCHOOL	50.00	
JUNIOR HIGH SCHOOL	50.00	
EASTERN, CENTRAL, WESTERN	150.00	
Change Cash:		
ATHLETIC CHANGE	\$ 3,000.00	
JUNIOR HIGH SCHOOL	100.00	
Cash with Fiscal Agent	0.00	

Total Cash on Hand		3,450.00

Total Balances		\$ 12,695,587.29
		=====
Total Fund Balance		\$ 12,695,587.29
		=====
Depository Clearance Accounts:		

Total Clearance Account Balances		\$ 0.00

May 01, 2018 To May 31, 2018

Account Name : Lexington Local SD Managing Agency

Account No : 5750

Summary Of Investment Holdings

Quantity	Description		Unit Value	Market Value	Tax Cost	Estimated Ann Inc	Yield To Mkt
<u>Money Markets - Taxable</u>							
30,126.22	Northern Instl Government Select Portfolio		1.0000	30,126.22	30,126.22	457.92	1.52%
Totals				30,126.22	30,126.22	457.92	1.52%
<u>Marketable CDs</u>							
150,000	Comenity Capital Bank	1.150%	08/29/2018	99.7918	149,687.70	1,725.00	1.15%
200,000	Franklin Synergy Bank	1.100%	10/09/2018	99.7870	199,574.00	2,200.00	1.10%
200,000	Farm Bureau Bank NV	1.100%	12/17/2018	99.4976	198,995.20	2,200.00	1.11%
150,000	Ally Bank Midvale UT	1.450%	02/11/2019	99.6692	149,503.80	2,175.00	1.45%
200,000	Capital One Bank USA NA	1.200%	08/12/2019	98.4703	196,940.60	2,400.00	1.22%
100,000	First Financial NW Inc WA	1.450%	08/19/2019	98.8751	98,875.10	1,450.00	1.47%
200,000	Abacus Federal Svgs Bk NY	1.250%	09/17/2019	98.4887	196,977.40	2,500.00	1.27%
30,000	First General Bank	2.200%	01/21/2020	99.3782	29,813.46	660.00	2.21%
200,000	Alma Bank NY	1.300%	06/10/2020	97.1222	194,244.40	2,600.00	1.34%
150,000	Community Fin'l Svcs Bk KY	1.500%	08/19/2020	97.2010	145,801.50	2,250.00	1.54%
200,000	Marlin Business Bank	1.850%	10/13/2020	97.7460	195,492.00	3,700.00	1.89%
175,000	Unison Bank	1.500%	11/25/2020	97.9708	171,448.90	2,625.00	1.53%
200,000	Goldman Sachs Bank USA	1.850%	02/17/2021	97.2497	194,499.40	3,700.00	1.90%
200,000	MB Financial Bank NA	1.400%	03/30/2021	95.1719	190,343.80	2,800.00	1.47%
100,000	BankVista Sartell MN	1.400%	04/06/2021	95.7989	95,798.90	1,400.00	1.46%
200,000	Bank of Santa Clarita CA	1.400%	04/15/2021	95.7492	191,498.40	2,800.00	1.46%
125,000	HSBC Bank USA NA	2.150%	07/26/2021	97.5155	121,894.38	2,687.50	2.20%
200,000	Stearns Bank NA	1.950%	09/29/2021	96.6939	193,387.80	3,900.00	2.02%
200,000	Bridgewater Bk Bloom MN	1.900%	02/28/2022	96.0222	192,044.40	3,800.00	1.98%
200,000	Continental Bank UT	1.900%	06/22/2022	95.6166	191,233.20	3,800.00	1.99%
200,000	American Expr Centurion	2.400%	09/12/2022	96.5203	193,040.60	4,800.00	2.49%
200,000	Discover Bank	2.250%	09/27/2022	96.5586	193,117.20	4,500.00	2.33%
200,000	Sallie Mae Bank SLC UT	2.500%	12/13/2022	97.2872	194,574.40	5,000.00	2.57%

May 01, 2018 To May 31, 2018

Account Name : Lexington Local SD Managing Agency

Account No : 5750

Summary Of Investment Holdings

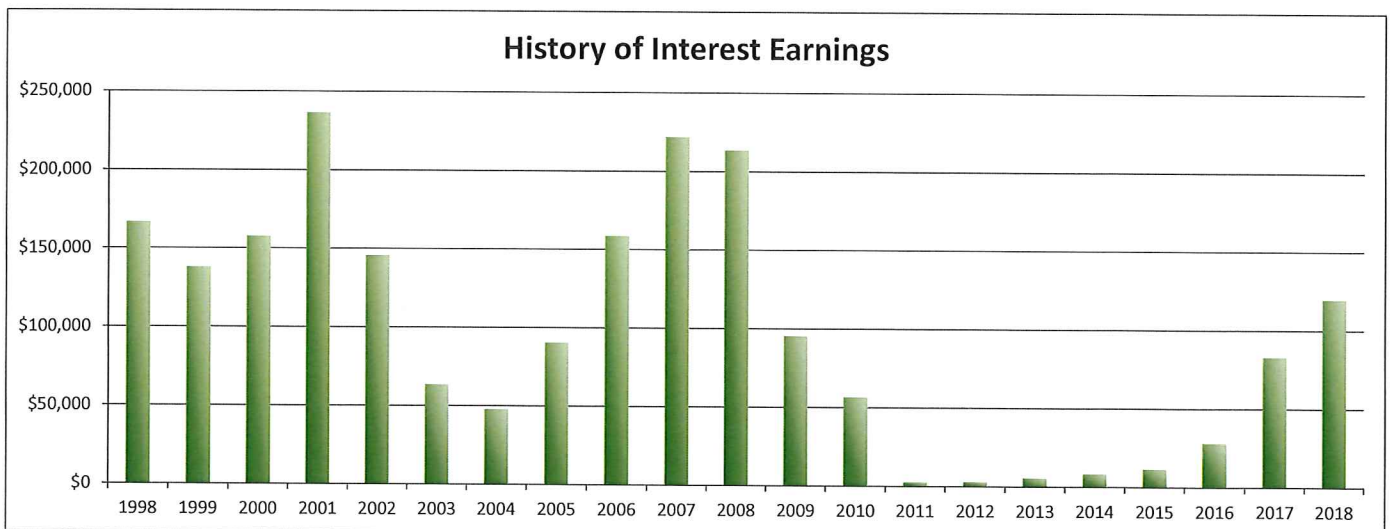
Quantity	Description			Unit Value	Market Value	Tax Cost	Estimated Ann Inc To Mkt	Yield
25,000	State Bank of India NY	3.000%	03/06/2023	99.1583	24,789.58	25,000.00	750.00	3.03%
<i>Totals</i>					3,903,576.12	4,005,000.00	66,422.50	1.70%
<u>U.S. Govt Agy - Exempt State</u>								
125,000	FHLB	1.050%	06/04/2018	99.9926	124,990.75	124,987.50	1,312.50	1.05%
150,000	FHLB	1.000%	08/28/2018	99.7471	149,620.65	150,000.00	1,500.00	1.00%
<i>Totals</i>					274,611.40	274,987.50	2,812.50	1.02%
<u>U.S. Govt Agy - Non-Exempt State</u>								
300,000	FHLMC	1.350%	03/29/2019	99.2439	297,731.70	300,297.00	4,050.00	1.36%
200,000	FHLMC	1.300%	10/25/2019	98.4041	196,808.20	200,000.00	2,600.00	1.32%
300,000	FNMA	1.300%	07/28/2020	97.5463	292,638.90	300,000.00	3,900.00	1.33%
<i>Totals</i>					787,178.80	800,297.00	10,550.00	1.34%
<i>Grand Total</i>					4,995,492.54	5,110,410.72	80,242.92	1.61%

LEXINGTON LOCAL SCHOOLS
INVESTMENT REPORT FOR THE MONTH ENDING
MAY 31, 2018

INTEREST EARNED:	THIS MONTH	FISCAL YEAR TO DATE
Richland Bank, General Sweep	\$1,568.54	\$14,227.21
Richland Bank, General MMA	\$5,636.38	\$37,993.19
Richland Bank, Anthem Sweep	\$1,719.34	\$10,573.38
Star Ohio	\$0.00	\$0.00
CDs, Bonds, and other investments	\$3,337.99	\$56,962.12
TOTAL INTEREST RECEIVED	\$12,262.25	\$119,755.90

History of Interest Earnings	Fiscal Year	Interest Earnings
	1998	\$ 167,057.52
	1999	\$ 138,113.69
	2000	\$ 157,991.72
	2001	\$ 236,839.79
	2002	\$ 146,052.34
	2003	\$ 63,712.36
	2004	\$ 47,970.95
	2005	\$ 90,719.94
	2006	\$ 158,724.51
	2007	\$ 221,998.86
	2008	\$ 213,660.34
	2009	\$ 95,639.63
	2010	\$ 56,860.22
	2011	\$ 3,001.78
	2012	\$ 3,090.00
	2013	\$ 5,758.97
	2014	\$ 8,349.92
	2015	\$ 11,765.22
	2016	\$ 28,300.22
	2017	\$ 83,194.26
FISCAL Year To Date	2018	\$119,755.90

Total Interest Earnings 1998 to Present \$ 2,058,558.14



Fnd	Sec	Description	Beginning Balance	MTD Revenues	FYTD Revenues	MTD Expenditures	FYTD Expenditures	Current Available Balance
001	0000	GENERAL FUND	9,518,883.84	1,697,152.25	23,568,019.62	2,006,937.15	22,241,199.38	10,845,704.08
001	9412	GENERAL BUDGET RESERVE SE	87,928.97	.00	.00	.00	.00	87,928.97
002	0000	BOND RETIREMENT FUND	1,925.89	.00	.00	.00	.00	1,925.89
003	0000	PERMANENT IMPROVEMENT FUN	97,922.89	41,820.43	702,630.92	6,813.89	732,320.41	68,233.40
006	0000	FOOD SERVICE FUND	12.48	95,088.94	618,818.94	71,662.70	694,522.88	75,691.46
007	9100	LEXINGTON MINUTEMEN ACADE	14,832.85	113.39	6,023.13	.00	6,658.72	14,197.26
007	9800	TERRY McCAMMON SCHOLARSHI	13,193.28	12.28	334.32	.00	500.00	13,027.60
018	9100	HIGH SCHOOL PRINCIPAL'S F	2,582.65	54.50	10,613.02	220.44	5,461.18	7,734.49
018	9200	JUNIOR HIGH PRINCIPAL'S F	1,836.16	119.00	5,232.79	1,995.00	2,936.00	4,132.95
018	9300	EASTERN PRINCIPAL'S FUND	9,419.21	3,539.38	9,609.19	2,075.54	12,690.39	6,338.01
018	9301	EASTERN ELEMENTARY BOOKFA	10,291.12	5,257.90	6,539.40	5,368.09	6,728.95	10,101.57
018	9302	EASTERN ELEMENTARY MATH	1,072.16	.00	1,226.00	.00	693.86	1,604.30
018	9400	CENTRAL PRINCIPAL'S FUND	7,558.44	898.08	5,612.31	1,039.79	3,334.00	9,836.75
018	9401	CENTRAL ELEMENTARY BOOKFA	3,701.28	1,182.13	4,543.08	1,934.31	5,764.14	2,480.22
018	9402	CENTRAL ELEMENTARY ART	1,109.00	1,415.00	1,415.00	.00	.00	2,524.00
018	9500	WESTERN PRINCIPAL'S FUND	12,077.85	1,725.88	6,709.37	1,527.01	3,777.34	15,009.88
018	9501	WESTERN ELEMENTARY BOOKFA	2,986.55	1,296.29	5,931.11	1,047.99	6,285.19	2,632.47
018	9503	WESTERN ELEMENTARY ART	839.42	2,455.00	2,455.00	1,862.00	1,862.00	1,432.42
018	9901	JUNIOR HIGH TEACHER ADVIS	109.25	.00	.00	.00	.00	109.25
019	9001	ACADEMIC BOOSTERS GRANTS	769.07	.00	.00	.00	.00	769.07
019	9121	CENTRAL ELEMENTARY PTO GR	811.03	15.24	1,152.75	.00	586.52	1,377.26
019	9122	EASTERN ELEMENTARY PTO GR	2,355.89	15.23	1,152.72	.00	3,150.80	357.81
019	9123	WESTERN ELEMENTARY PTO GR	3,808.64	15.25	1,152.73	302.33	1,443.37	3,518.00
019	9200	RICHLAND COUNTY FOUNDATIO	200.00	.00	.00	.00	.00	200.00
019	9208	RICHLAND CO FOUN--BUILD A	10.32	.00	10.32	.00	.00	.00
019	9209	RICH CO FOUN--LEARN TO RE	59.95	.00	59.95	.00	.00	.00
019	9210	RICH CO FOUN--MULTI-SENS	.46	.00	.46	.00	.00	.00
019	9211	RICH CO FOUN--BEE AWARENE	17.58	.00	17.58	.00	.00	.00
019	9212	RICH CO FOUN--DONT LET TH	19.17	.00	19.17	.00	.00	.00
019	9213	RICH CO FOUN--BRAZIN GAMES	.00	.00	1,500.00	.00	1,278.49	221.51
019	9214	RICH CO FOUN--TALKING SEN	.00	.00	1,269.63	676.62	1,269.63	.00
019	9215	RICH CO FOUN--SEE THE CIV	.00	.00	117.55	85.63	85.63	31.92
019	9216	RICH CO FOUN--SCIENCE OLY	.00	.00	1,500.00	468.85	1,500.00	.00
019	9217	RICH CO FOUN--KICK BACK W	.00	.00	902.25	.00	902.25	.00
019	9301	RICH CO FOUN--SECO ROBOTI	.00	.00	15,500.00	.00	.00	15,500.00
019	9502	RICHLAND CO HMG SENSORY G	2,000.00	.00	.00	.00	2,000.00	.00
022	9601	OHSAA TOURNAMENT AGENCY F	2,257.26	31,005.46	79,155.02	7,785.38	51,192.29	30,219.99
024	0000	EMPLOYEE BENEFITS FUND FO	920,435.01	433,117.72	4,489,008.51	369,954.55	3,884,704.06	1,524,739.46
200	9101	HIGH SCHOOL ART CLUB	93.76	.00	.00	.00	.00	93.76
200	9102	HIGH SCHOOL DRAMA CLUB	31,925.52	.00	15,892.50	4,300.00	16,306.77	31,511.25
200	9103	HIGH SCHOOL MATH CLUB	52.70	.00	.00	.00	.00	52.70
200	9104	HIGH SCHOOL LEADERSHIP CO	414.45	30.00	3,712.00	235.63	3,549.63	576.82
200	9105	HIGH SCHOOL FRENCH CLUB	177.37	.00	184.00	.00	104.00	257.37
200	9107	HIGH SCHOOL SPANISH CLUB	774.97	20.00	400.00	.00	468.93	706.04
200	9108	HIGH SCHOOL LED CLUB	2,948.88	.00	919.99	.00	276.95	3,591.92
200	9114	HIGH SCHOOL STUDENT COUNC	2,876.98	477.50	957.50	519.82	2,210.51	1,623.97

Fnd	Sec	Description	Beginning Balance	MTD Revenues	FYTD Revenues	MTD Expenditures	FYTD Expenditures	Current Available Balance
200	9115	HIGH SCHOOL KEY CLUB	1,767.62	.00	436.00	75.00	690.79	1,512.83
200	9116	HIGH SCHOOL CHESS CLUB	321.00	.00	.00	.00	.00	321.00
200	9119	HIGH SCHOOL YEARBOOK FUND	53,327.14	1,055.00	12,862.73	3,688.54	14,138.14	52,051.73
200	9120	HIGH SCHOOL JOURNALISM FU	665.44	.00	.00	.00	30.00	635.44
200	9121	HIGH SCHOOL NATIONAL HONO	641.21	.00	1,390.00	.00	1,278.98	752.23
200	9201	JUNIOR HIGH ART CLUB	389.63	.00	95.50	.00	.00	485.13
200	9204	JUNIOR HIGH STUDENT COUNC	296.50	135.50	1,686.00	330.00	850.64	1,131.86
200	9205	JUNIOR HIGH LIBRARY CLUB	631.15	.00	553.50	.00	.00	77.65
200	9301	EASTERN ELEMENTARY STUDEN	670.03	.00	2,224.68	181.92	1,602.05	1,292.66
200	9611	HIGH SCHOOL INFORMED TEEN	913.63	.00	1,402.00	.00	1,412.00	903.63
200	9612	JUNIOR HIGH INFORMED TEEN	202.90	466.30	697.76	426.10	514.30	386.36
300	9115	JAZZ BAND	2,327.81	70.00	528.00	.00	630.00	2,225.81
300	9116	CHOIR	902.20	.00	200.00	.00	.00	1,102.20
300	9206	JUNIOR HIGH PHYS ED DEPAR	2,560.68	120.00	2,910.00	.00	2,336.85	3,133.83
300	9210	JR HIGH INSTRUMENTAL	41.03	.00	.00	.00	.00	41.03
300	9600	ATHLETIC FUND	22,543.12	16,285.60	222,349.88	12,028.92	220,648.05	24,244.95
300	9601	ATHLETIC CAPITAL FUND	.00	.00	13,000.00	.00	.00	13,000.00
300	9602	ORCHESTRA	63.22	.00	.00	.00	.00	63.22
300	9603	ELEMENTARY MUSIC	1,362.38	.00	276.00	.00	50.97	1,587.41
300	9605	BAND	232.95	.00	.00	.00	.00	232.95
451	9018	Network Connectivity FY 2	.00	.00	9,000.00	.00	9,000.00	.00
516	9017	IDEA-B SPECIAL EDUCATION	41,548.28	.00	59,949.37	.00	18,401.09	.00
516	9018	IDEA-B SPECIAL EDUCATION	.00	90,615.38	366,069.90	38,501.06	391,387.62	25,317.72
572	9017	TITLE I FY17	88,024.70	.00	109,634.66	.00	21,609.96	.00
572	9018	TITLE I FY18	.00	36,840.04	222,208.18	25,508.79	239,712.27	17,504.09
587	9017	EARLY CHILDHOOD SPECIAL E	293.23	.00	293.23	.00	.00	.00
587	9018	EARLY CHILDHOOD SPECIAL E	.00	176.92	5,785.73	597.79	6,383.52	597.79
590	9018	TITLE II-A IMPROVING TEAC	.00	10,028.96	58,384.62	3,036.60	59,170.55	785.93
599	9018	TITLE IV	.00	2,550.00	6,600.00	.00	6,600.00	.00
Grand Total All Funds			10,720,285.73	2,475,170.55	30667,513.61	2,571,207.44	28692,212.05	12695,587.29
Total Invested Funds			.00					

DATE: 06/04/2018
TIME: 11:22:41OHIO DEPARTMENT OF EDUCATION - OFFICE OF SCHOOL MANAGEMENT ASSISTANCE
ANNUAL SPENDING PLAN (CURRENT OPERATION - GENERAL FUND ONLY - O.R.C. 5705.391)

PAGE: 1

SCHOOL DISTRICT: LEXINGTON LOCAL SCHOOLS

IRM #: 049437

COUNTY: RICHLAND

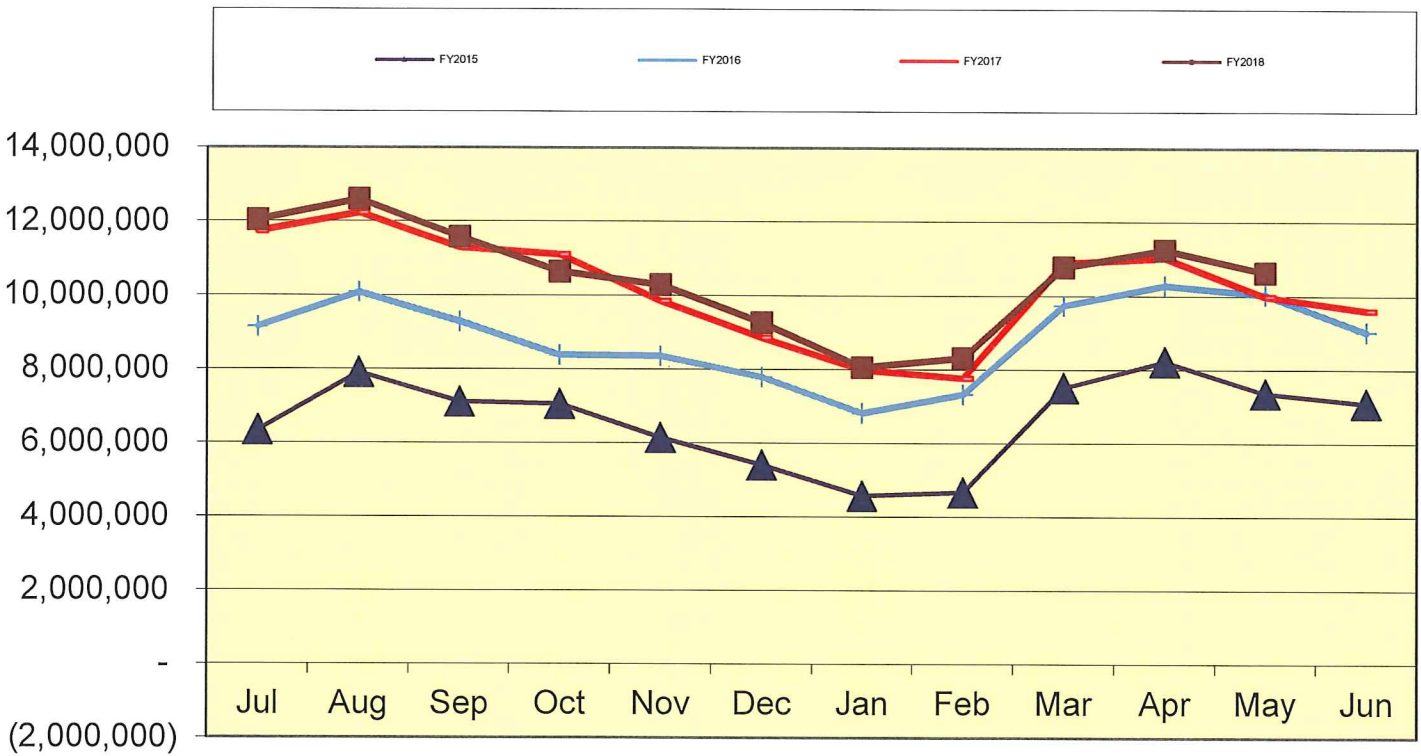
FISCAL YEAR: 2018 MONTH: 05

	MONTHLY ESTIMATE	MONTHLY ACTUAL	MONTHLY DIFFERENCE	FISCAL YTD ESTIMATE	FISCAL YTD ACTUAL	FISCAL YTD DIFFERENCE
REVENUES						
01.010 General Property (Real Estate)	3,000	0	3,000-	10,908,507	10,937,908	29,401
01.020 Tangible Personal Property Tax	0	0	0	532,865	524,547	1,682
01.030 Income Tax	0	0	0	0	0	0
01.035 Unrestricted Grants-in-Aid	830,000	830,435	435	9,541,636	9,595,977	54,341
01.040 Restricted Grants-in-Aid	9,500	6,694	2,806-	77,100	69,260	7,840-
01.045 Restricted Grants-in-Aid - SFSF	0	0	0	0	0	0
01.050 Property Tax Allocation	0	818,531	818,531	934,500	1,743,474	808,974
01.060 All Other Operating Revenue	35,528	41,491	5,963	544,528	571,999	7,471
01.070 Total Revenue	878,028	1,697,151	819,123	22,559,136	23,453,165	894,029
OTHER FINANCING SOURCES						
02.010 Proceeds from Sale of Notes	0	0	0	0	0	0
02.020 State Emergency Loans & Advancements (Approved)	0	0	0	0	0	0
02.040 Operating Transfers-In	0	0	0	0	0	0
02.050 Advances-In	0	0	0	0	0	0
02.060 All Other Financing Sources	2,500	0	2,500-	115,000	114,856	144-
02.070 Total Other Financing Sources	2,500	0	2,500-	115,000	114,856	144-
02.080 Total Revenues and Other Financing Sources	880,528	1,697,151	816,623	22,674,136	23,568,021	893,885
EXPENDITURES						
03.010 Personal Services	1,130,000	1,080,485	49,515-	11,722,000	11,682,856	39,144-
03.020 Employees' Retirement/Insurance Benefits	520,000	534,713	14,713	5,700,000	5,729,693	29,693
03.030 Purchased Services	400,000	336,790	63,210-	3,817,000	3,713,469	103,531-
03.040 Supplies and Materials	40,000	48,010	8,010	683,000	700,571	17,571
03.050 Capital Outlay	3,000	734	2,266-	116,868	107,488	9,380-
03.060 Intergovernmental	0	0	0	0	0	0
04.010 Debt Service: All Principal (Historical)	0	0	0	0	0	0
04.020 Debt Service: Principal - Notes	0	0	0	0	0	0
04.030 Debt Service: Principal - State Loans	0	0	0	0	0	0
04.040 Debt Service: Principal - State Advancements	0	0	0	0	0	0
04.050 Debt Service: Principal - HB 264 Loans	0	0	0	0	0	0
04.055 Debt Service: Principal - Other	0	0	0	0	0	0
04.060 Debt Service: Interest and Fiscal Charges	0	0	0	0	0	0
04.300 Other Objects	9,000	6,205	2,795-	308,000	307,124	876-
04.500 Total Expenditures	2,102,000	2,006,937	95,063-	22,346,868	22,241,201	105,667-
OTHER FINANCING USES						
05.010 Operating Transfers - Out	0	0	0	0	0	0
05.020 Advances - Out	0	0	0	0	0	0
05.030 All Other Financing Uses	0	0	0	0	0	0
05.040 Total Other Financing Uses	0	0	0	0	0	0
05.050 Total Expenditure and Other Financing Uses	2,102,000	2,006,937	95,063-	22,346,868	22,241,201	105,667-
06.010 Excess Rev & Oth Financing Sources over(under) Exp &	1,221,472-	309,786-	911,686	327,268	1,326,820	999,552
07.010 Beginning Cash Balance	11,155,553	11,243,419	87,866	9,606,813	9,606,813	0
07.020 Ending Cash Balance	9,934,081	10,933,633	999,552	9,934,081	10,933,633	999,552
08.010 Outstanding Encumbrances	500,000	634,603	134,603	500,000	634,603	134,603

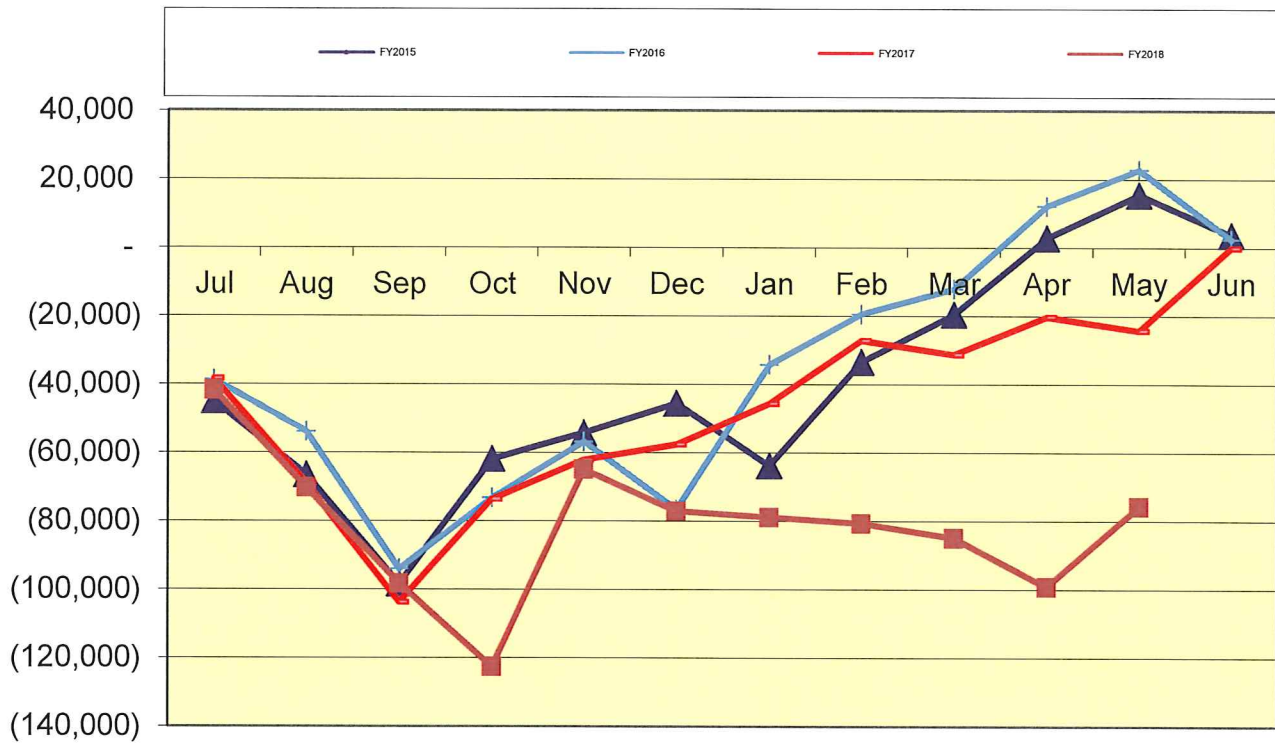
**LEXINGTON LOCAL SCHOOL DISTRICT
GENERAL FUND ONLY 2017-18
SUMMARY OF RECEIPTS AND EXPENDITURES - FIVE YEAR FORECAST FORMAT**

LINE 7.010	BEGINNING CASH BALANCE		\$ 9,606,813		
	5/31/2018	FISCAL YEAR TO DATE Estimate	FISCAL YEAR TO DATE Actual	VARIANCE Estimate vs. Actual	PERCENT of VARIANCE
	REVENUES				
LINE 1.010	Real Estate Tax	\$ 10,908,507	\$ 10,937,908	\$29,401	0.27%
LINE 1.020	Personal Property Tax	\$ 532,865	\$ 534,547	\$1,682	0.32%
LINE 1.030	Income Tax	\$ -	\$ -	\$0	
LINE 1.035	State Funding	\$ 9,541,636	\$ 9,595,977	\$54,341	0.57%
LINE 1.040	Career Tech / Economic Disadv.	\$ 77,100	\$ 69,260	(\$7,840)	-10.17%
LINE 1.050	Property Tax Allocation	\$ 934,500	\$ 1,743,474	\$808,974	86.57%
LINE 1.060	Other Operating Revenue	\$ 564,528	\$ 571,999	\$7,471	1.32%
LINE 1.070	TOTAL REVENUE	\$ 22,559,136	\$ 23,453,165	\$894,029	3.96%
			\$ -		
LINE 2.01	Proceeds from Notes	\$ -	\$ -	\$0	
LINE 2.04	Transfers In	\$ -	\$ -	\$0	
LINE 2.050	Advances In	\$ -	\$ -	\$0	#DIV/0!
LINE 2.060	Other Financing Sources	\$ 115,000	\$ 114,856	(\$144)	-0.13%
LINE 2.070	TOTAL OTHER SOURCES	\$ 115,000	\$ 114,856	(\$144)	-0.13%
LINE 2.080	TOTAL REVENUES & Sources	\$ 22,674,136	\$ 23,568,021	\$893,885	3.94%
	EXPENSES				
LINE 3.010	Salaries	\$ 11,722,000	\$ 11,682,856	\$39,144	0.33%
LINE 3.020	Retirement and Benefits	\$ 5,700,000	\$ 5,729,693	(\$29,693)	-0.52%
LINE 3.030	Purchased Services	\$ 3,817,000	\$ 3,713,469	\$103,531	2.71%
LINE 3.040	Supplies and Materials	\$ 683,000	\$ 700,571	(\$17,571)	-2.57%
LINE 3.050	Capital Outlay and Equipment	\$ 116,868	\$ 107,488	\$9,380	8.03%
LINE 3.06	INTERGOVERNMENTAL	\$ -	\$ -	\$0	
LINE 4.020	DEBT SERVICE - Notes	\$ -	\$ -	\$0	
LINE 4.060	DEBT SERVICE - Interest charges	\$ -	\$ -	\$0	
LINE 4.300	Other Objects	\$ 308,000	\$ 307,124	\$876	0.28%
LINE 4.500	TOTAL EXPENDITURES	\$ 22,346,868	\$ 22,241,201	\$105,667	0.47%
LINE 5.00	TRANSFERS OUT	\$ -	\$ -	\$0	
LINE 5.02	ADVANCES OUT	\$ -	\$ -	\$0	
LINE 5.03	ALL OTHER USES	\$ -	\$ -	\$0	
LINE 5.040	TOTAL OTHER USES	\$ -	\$ -	\$0	
LINE 5.050	TOTAL EXPENDITURES & USES	\$ 22,346,868	\$ 22,241,201	\$105,667	0.47%
		Estimate	Actual	Variance	
LINE 6.010	REVENUES OVER EXPENSES	\$ 327,268	\$ 1,326,820	\$999,552	
LINE 7.020	ENDING CASH BALANCE	\$ 9,934,081	\$ 10,933,633	\$999,552	
	Less Reserves	\$ (87,929)	\$ (87,929)	\$ -	
LINE 8.010	Less Outstanding Encumbrances	\$ (500,000)	\$ (634,603)	\$ (134,603)	26.92%
LINE 15.010	Unreserved Fund Balance	\$ 9,346,152	\$ 10,211,101	\$864,949	9.25%
	Salaries/Benefits as % of Revenue	Estimate 77.2%	Actual 74.2%	Benchmark Yr. End 80.1% or below	
	True Days Cash - Calendar Days on which can operate	140	154	90 or above optimal	

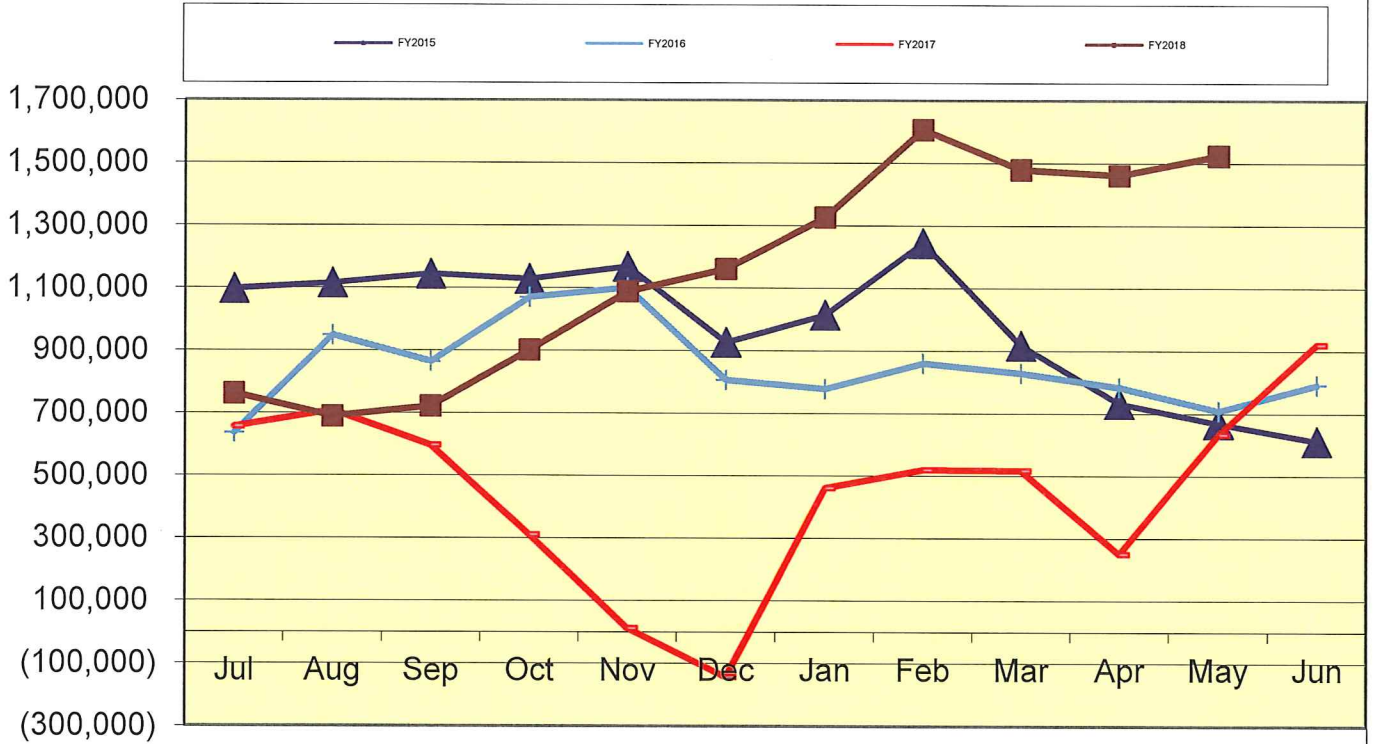
Lexington Local Schools General Fund Cash Balance



Lexington Local Schools Food Service Fund Cash Balance



Lexington Local Schools Employee Benefits Fund Cash Balance



Lexington Local Schools

Permanent Improvement Fund
5/31/2018

	Budgeted Amount	Actual Fiscal Year Expended	Current Encumbrances	Expenses / Encumbrances Over/Under Estimate	Remaining Estimated PI Project Costs
Instruction and Administration					
JH Science Lab	\$ 7,817.40	\$ 5,678.71	\$ -	\$2,138.69	\$0.00
Go Math (Western/Central/Eastern)	\$ 8,208.00	\$ 8,208.00	\$ -	\$0.00	\$0.00
JH PE Equipment	\$ 510.53	\$ 210.52	\$ -	\$300.01	\$0.00
Western Classroom Storage/Activity Table	\$ 1,198.55	\$ 1,046.93	\$ 82.00	\$69.62	\$0.00
Curriculum Cubicle Equipment	\$ 1,085.00	\$ 1,085.00	\$ -	\$0.00	\$0.00
Western Classroom Activity Table	\$ 965.77	\$ 865.01	\$ -	\$100.76	\$0.00
Central Storage Cabinet	\$ 1,238.86	\$ 1,238.86	\$ -	\$0.00	\$0.00
Central Playground Equipment	\$ 1,866.15	\$ 1,741.48	\$ -	\$124.67	\$0.00
Central Classroom Roller Map	\$ 170.42	\$ 170.42	\$ -	\$0.00	\$0.00
HS Graphing Calculators	\$ 3,532.30	\$ 3,149.70	\$ -	\$382.60	\$0.00
Central Grade 2 Smart Sets	\$ 2,294.00	\$ 2,142.00	\$ -	\$152.00	\$0.00
HS Psychology Textbooks	\$ 6,006.82	\$ 5,841.04	\$ -	\$165.78	\$0.00
HS Algebra II Textbooks w/Embedded Aleks	\$ 26,442.49	\$ 25,729.56	\$ -	\$712.93	\$0.00
HS AP College Physics Textbooks	\$ 10,494.77	\$ 10,494.77	\$ -	\$0.00	\$0.00
HS Chemistry Textbooks	\$ 19,543.12	\$ 19,543.12	\$ -	\$0.00	\$0.00
HS Accounting Textbooks	\$ 7,412.50	\$ 7,412.50	\$ -	\$0.00	\$0.00
HS Biology Textbooks	\$ 2,920.48	\$ 2,920.50	\$ -	(\$0.02)	\$0.00
HS Business Textbooks	\$ 645.00	\$ 645.00	\$ -	\$0.00	\$0.00
HS American Government Textbooks	\$ 403.00	\$ 403.00	\$ -	\$0.00	\$0.00
Central Discovery Link Science	\$ 1,509.00	\$ -	\$ -	\$1,509.00	\$0.00
Literacy Footprints - 1st Grade Kit	\$ 3,937.50	\$ 3,937.50	\$ -	\$0.00	\$0.00
Literacy Footprints - 2nd Grade Kit Central	\$ 2,409.75	\$ 2,409.75	\$ -	\$0.00	\$0.00
Western Classroom Books - 100 Book Challenge	\$ 4,200.00	\$ 4,200.00	\$ -	\$0.00	\$0.00
Western Classroom Fiction Short Reads	\$ 2,375.00	\$ 2,588.75	\$ -	(\$213.75)	\$0.00
Central Classroom Fiction Short Reads	\$ 4,083.20	\$ 3,712.00	\$ -	\$371.20	\$0.00
Central Classroom Non-Fiction Short Reads	\$ 985.00	\$ 984.27	\$ -	\$0.73	\$0.00
Central Classroom Books	\$ 336.05	\$ 336.05	\$ -	\$0.00	\$0.00
Central Fraction/Decimal Teaching Kit	\$ 109.93	\$ 104.43	\$ -	\$5.50	\$0.00
Central Teacher Synergy Classroom Bundle Kits	\$ 231.50	\$ 229.09	\$ -	\$2.41	\$0.00
Central Classroom Guided Reading Books	\$ 4,059.35	\$ 3,531.56	\$ -	\$527.79	\$0.00
Central Comprehensive Series - 3.5-5.0	\$ 227.10	\$ 227.10	\$ -	\$0.00	\$0.00
Central Learn Our History Classroom Material	\$ 77.50	\$ 77.50	\$ -	\$0.00	\$0.00
Central Liberty Kids Complete Series: 4 DVD Set	\$ 11.99	\$ 12.97	\$ -	(\$0.98)	\$0.00
Central Music	\$ 1,558.12	\$ 1,439.92	\$ -	\$118.20	\$0.00
Central Rekenrek Counting Frame	\$ 495.00	\$ 448.00	\$ -	\$47.00	\$0.00
Central Blinds	\$ 375.00	\$ -	\$ 375.00	\$0.00	\$0.00
Central Classroom Books	\$ 1,200.00	\$ 1,007.77	\$ -	\$192.23	\$0.00
Western Desk Work Station	\$ 141.79	\$ 140.28	\$ -	\$1.51	\$0.00
Western Classroom Equipment (Stability Ball/NeoRak Stool)	\$ 729.29	\$ 647.29	\$ -	\$82.00	\$0.00
Central/Eastern Classroom Fiction Short Reads	\$ 2,604.40	\$ 2,775.47	\$ 2.13	(\$173.20)	\$0.00
Eastern Classroom Chairs/Desks - New 4th Grade	\$ 2,972.10	\$ 2,972.10	\$ -	\$0.00	\$0.00
HS World History/Geography Texts	\$ 983.19	\$ -	\$ 983.19	\$0.00	\$0.00
Central PA System	\$ 4,324.44	\$ 4,526.04	\$ -	(\$201.60)	(\$201.60)
Central Radios	\$ 1,294.30	\$ 1,294.30	\$ -	\$0.00	\$0.00
Eastern Robotics	\$ 15,000.00	\$ -	\$ 15,000.00	\$0.00	\$0.00
Maintenance					
HS Roof Project	\$ 183,000.00	\$ 181,650.00	\$ -	\$1,350.00	\$0.00
JH Chair Lift	\$ 36,000.00	\$ 35,000.00	\$ -	\$1,000.00	\$0.00
HS Security Update (Locks, Keys, Panic Devices)	\$ 3,445.00	\$ 3,610.00	\$ -	(\$165.00)	\$0.00
Central Roof Project	\$ 6,992.00	\$ -	\$ 6,992.00	\$0.00	\$0.00
JH Roof Project	\$ 6,553.00	\$ -	\$ 6,553.00	\$0.00	\$0.00
Transportation					
New buses	\$ 185,036.00	\$ 185,036.00	\$ -	\$0.00	\$0.00
Technology					
Computers, servers, tech equip., etc.	\$ 150,000.00	\$ 148,111.62	\$ 1,520.00	\$368.38	\$368.38
Food Service					
PaySchools Quik Lunch Conversion	\$ 4,325.00	\$ 4,325.00	\$ -	\$0.00	\$0.00
Lunch Conversion Computer Equipment	\$ 5,799.98	\$ 5,799.98	\$ -	\$0.00	\$0.00
Eastern Cafeteria Tables	\$ 6,385.20	\$ 6,761.34	\$ -	(\$376.14)	\$0.00
Athletics and Student Activities					
HS Athletics Equipment	\$ 7,319.00	\$ 7,319.00	\$ -	\$0.00	\$0.00
HS Athletics Baseball Field Updates	\$ 5,600.00	\$ 5,600.00	\$ -	\$0.00	\$0.00
Fees					
Tax Collection Fees	\$ 14,500.00	\$ 12,979.21	\$ -	\$1,520.79	\$1,520.79
Totals					
	\$ 773,940.84	\$ 732,320.41	\$ 31,507.32	\$10,113.11	\$1,687.57
Total Budgeted	\$ 773,940.84				
Actual Cash Balance 7/31/17	\$ 97,922.89				
Revenues FY18 - Taxes from levy	\$ 702,630.92				
Expenditures FY18	(\$ 732,320.41)				
Current Cash Balance	\$68,233.40				
Current Encumbrances	(\$ 31,507.32)				
Available Balance	\$36,726.08				
Remaining Estimated Revenues FY18 - Taxes from levy	\$ -				
Less: Remaining Estimated PI Project Costs	(\$1,687.57)				
6/30/18 Estimated Carryover	\$ 35,038.51				

Lexington Local Schools

Food Service Fund 2017-18 vs. 2016-2017 vs. 2015-2016

							Beginning Balance 7/1/17	\$ 13
2017-2018 Through 5/31/18								
<i>Revenues</i>	District-Wide	High School	Junior High	Eastern	Central	Western	Total	
Student Type A, Ezipay, Misc	\$ -	\$ 90,348	\$ 38,487	\$ 44,624	\$ 35,367	\$ 31,063	\$ 239,889	
Student Break, Milk & A La Carte	\$ -	\$ 55,026	\$ 13,884	\$ 12,320	\$ 5,330	\$ 7,279	\$ 93,839	
Adult & Misc revenues	\$ 7,082	\$ 4,307	\$ 1,010	\$ 1,871	\$ 1,390	\$ 1,315	\$ 16,975	
State Reimb	\$ -	\$ 1,303	\$ 907	\$ 1,587	\$ 1,133	\$ 737	\$ 5,667	
Federal Reimb	\$ -	\$ 59,686	\$ 41,394	\$ 72,524	\$ 52,597	\$ 36,248	\$ 262,449	
Transfer In	\$ -	\$ -	\$ -	\$ -	\$ -	\$ -	\$ -	
Total Revenues	\$ 7,082	\$ 210,670	\$ 95,682	\$ 132,926	\$ 95,817	\$ 76,642	\$ 618,819	
<i>Expenses</i>								
Wages	\$ 43,698	\$ 108,662	\$ 48,872	\$ 34,237	\$ 31,451	\$ 31,653	\$ 298,573	
Severance	\$ -	\$ -	\$ -	\$ -	\$ -	\$ -	\$ -	
Retirement	\$ 10,512	\$ 20,541	\$ 7,939	\$ 7,227	\$ 7,058	\$ 5,688	\$ 58,965	
Medical	\$ 25,241	\$ 47,946	\$ 22,199	\$ 30,419	\$ 6,990	\$ -	\$ 132,795	
Life, Dent, MC, WC	\$ 1,489	\$ 3,964	\$ 2,272	\$ 1,523	\$ 1,144	\$ 638	\$ 11,030	
Purch Serv, Repairs, Phone, Post	\$ 3,060	\$ 1,358	\$ 2,877	\$ 1,121	\$ 923	\$ 493	\$ 9,832	
Supplies	\$ 3,233	\$ -	\$ -	\$ -	\$ -	\$ -	\$ 3,233	
Food Costs	\$ -	\$ 70,857	\$ 29,847	\$ 50,686	\$ 14,901	\$ 13,804	\$ 180,095	
Equipment	\$ -	\$ -	\$ -	\$ -	\$ -	\$ -	\$ -	
Other Costs	\$ -	\$ -	\$ -	\$ -	\$ -	\$ -	\$ -	
Total Expenses	\$ 87,233	\$ 253,328	\$ 114,006	\$ 125,213	\$ 62,467	\$ 52,276	\$ 694,523	
Net Gain (Loss)	\$ (80,151)	\$ (42,658)	\$ (18,324)	\$ 7,713	\$ 33,350	\$ 24,366	\$ (75,704)	
							Ending Cash Balance 5/31/18	\$ (75,691)

							Beginning Balance 7/1/16	\$ 2,553
2016-2017 Through 5/31/17								
<i>Revenues</i>	District-Wide	High School	Junior High	Eastern	Central	Western	Total	
Student Type A, Ezipay, Misc	\$ -	\$ 94,937	\$ 42,372	\$ 43,015	\$ 36,052	\$ 32,348	\$ 248,724	
Student Break, Milk & A La Carte	\$ -	\$ 62,026	\$ 17,711	\$ 10,849	\$ 5,774	\$ 5,901	\$ 102,261	
Adult & Misc revenues	\$ 19,365	\$ 7,300	\$ 1,342	\$ 2,102	\$ 2,188	\$ 1,113	\$ 33,410	
State Reimb	\$ -	\$ 1,309	\$ 968	\$ 1,480	\$ 1,138	\$ 797	\$ 5,692	
Federal Reimb	\$ -	\$ 63,924	\$ 49,704	\$ 73,332	\$ 55,947	\$ 41,371	\$ 284,278	
Total Revenues	\$ 19,365	\$ 229,496	\$ 112,097	\$ 130,778	\$ 101,099	\$ 81,530	\$ 674,365	
<i>Expenses</i>								
Wages	\$ 42,917	\$ 110,358	\$ 48,749	\$ 34,092	\$ 32,702	\$ 30,163	\$ 298,981	
Severance	\$ -	\$ -	\$ -	\$ -	\$ -	\$ -	\$ -	
Retirement	\$ 10,310	\$ 22,099	\$ 7,902	\$ 8,610	\$ 5,930	\$ 4,809	\$ 59,660	
Medical	\$ 22,727	\$ 41,083	\$ 24,670	\$ 27,389	\$ 3,066	\$ -	\$ 118,935	
Life, Dent, MC, WC	\$ 1,344	\$ 3,525	\$ 2,096	\$ 1,432	\$ 837	\$ 539	\$ 9,773	
Purch Serv, Repairs, Phone, Post	\$ 3,009	\$ 7,179	\$ 3,083	\$ 538	\$ 812	\$ 538	\$ 15,159	
Supplies	\$ 5,067	\$ -	\$ -	\$ -	\$ -	\$ -	\$ 5,067	
Food Costs	\$ -	\$ 80,197	\$ 31,344	\$ 51,229	\$ 16,198	\$ 14,668	\$ 193,636	
Equipment	\$ -	\$ -	\$ -	\$ -	\$ -	\$ -	\$ -	
Other Costs	\$ -	\$ -	\$ -	\$ -	\$ -	\$ -	\$ -	
Total Expenses	\$ 85,374	\$ 264,441	\$ 117,844	\$ 123,290	\$ 59,545	\$ 50,717	\$ 701,211	
Net Gain (Loss)	\$ (66,009)	\$ (34,945)	\$ (5,747)	\$ 7,488	\$ 41,554	\$ 30,813	\$ (26,846)	
							Ending Cash Balance 5/31/17	\$ (24,293)

							Beginning Balance 7/1/15	\$ 3,707
2015-2016 Through 5/31/16								
<i>Revenues</i>	District-Wide	High School	Junior High	Eastern	Central	Western	Total	
Student Type A, Ezipay, Misc	\$ -	\$ 113,257	\$ 44,017	\$ 43,353	\$ 34,512	\$ 32,805	\$ 267,944	
Student Break, Milk & A La Carte	\$ -	\$ 72,443	\$ 18,007	\$ 11,057	\$ 7,267	\$ 6,934	\$ 115,708	
Adult & Misc revenues	\$ 6,604	\$ 7,857	\$ 1,509	\$ 2,653	\$ 1,967	\$ 1,118	\$ 21,708	
State Reimb	\$ -	\$ 1,182	\$ 1,000	\$ 1,182	\$ 1,063	\$ 1,000	\$ 5,427	
Federal Reimb	\$ -	\$ 71,163	\$ 43,953	\$ 61,807	\$ 61,795	\$ 42,838	\$ 281,556	
Total Revenues	\$ 6,604	\$ 265,902	\$ 108,486	\$ 120,052	\$ 106,604	\$ 84,695	\$ 692,343	
<i>Expenses</i>								
Wages	\$ 41,577	\$ 94,360	\$ 54,731	\$ 45,308	\$ 29,990	\$ 30,359	\$ 296,325	
Severance	\$ -	\$ -	\$ -	\$ -	\$ -	\$ -	\$ -	
Retirement	\$ 9,992	\$ 19,937	\$ 8,793	\$ 8,586	\$ 6,620	\$ 6,471	\$ 60,399	
Medical	\$ 18,781	\$ 33,951	\$ 24,062	\$ 22,634	\$ -	\$ -	\$ 99,428	
Life, Dent, MC, WC	\$ 1,299	\$ 3,251	\$ 2,153	\$ 1,501	\$ 631	\$ 569	\$ 9,404	
Purch Serv, Repairs, Phone, Post	\$ 3,273	\$ 1,403	\$ 1,016	\$ 984	\$ 588	\$ 588	\$ 7,852	
Supplies	\$ 3,061	\$ -	\$ -	\$ -	\$ -	\$ -	\$ 3,061	
Food Costs	\$ -	\$ 85,557	\$ 31,853	\$ 48,315	\$ 16,736	\$ 13,897	\$ 196,358	
Equipment	\$ -	\$ 434	\$ -	\$ -	\$ -	\$ -	\$ 434	
Other Costs	\$ -	\$ -	\$ -	\$ -	\$ -	\$ -	\$ -	
Total Expenses	\$ 77,983	\$ 238,893	\$ 122,608	\$ 127,328	\$ 54,565	\$ 51,884	\$ 673,261	
Net Gain (Loss)	\$ (71,379)	\$ 27,009	\$ (14,122)	\$ (7,276)	\$ 52,039	\$ 32,811	\$ 19,082	
							Ending Cash Balance 5/31/16	\$ 22,789

Check#	Check Date	Org Sta	Vendor Paid	Check Amount	Status Date
082283	05/02/2018	W/W	KEDING, ALEXANDER	93.75	
082284	05/02/2018	W/R	MARTIN, CHRISTINA D	93.75	05/08/2018
082285	05/02/2018	W/R	MACK, HEIDI	500.00	05/08/2018
082286	05/02/2018	W/R	SHELDON, AMANDA	65.00	05/07/2018
082287	05/02/2018	W/R	CDI COMPUTERS DEALERS INC.	595.00	05/09/2018
082288	05/02/2018	W/R	CDW-G	214.50	05/07/2018
082289	05/02/2018	W/R	CHARLES RITTER CO.	239.77	05/07/2018
082290	05/02/2018	W/R	CRANK, CHRISTOPHER	30.00	05/11/2018
082291	05/02/2018	W/R	CompManagement, Inc.	3,420.00	05/11/2018
082292	05/02/2018	W/R	GILBARCO INC.	60.00	05/07/2018
082293	05/02/2018	W/R	WHITESEL, JASON	199.47	05/08/2018
082294	05/02/2018	W/R	KIMBALL MIDWEST	312.66	05/07/2018
082295	05/02/2018	W/V	LAKESHORE LEARNING MATERIALS	461.85	05/07/2018
082296	05/02/2018	W/R	MEDCENTRAL PEDIATRIC THERAPY	33,480.00	05/09/2018
082297	05/02/2018	W/R	NOVA LUNA EDUC & CONSULTING	972.00	05/21/2018
082298	05/02/2018	W/R	PIONEER CAREER & TECHNOLOGY	60.00	05/08/2018
082299	05/02/2018	W/R	SMITH, RACHEL	67.79	05/21/2018
082300	05/02/2018	W/R	SHERWIN-WILLIAMS	82.98	05/08/2018
082301	05/02/2018	W/R	STANTON SHEET MUSIC	134.11	05/08/2018
082302	05/02/2018	W/R	TEACHER SYNERGY LLC	233.22	05/09/2018
082303	05/02/2018	W/R	THE CENTER FOR INDIVIDUAL &	3,655.00	05/09/2018
082304	05/02/2018	W/R	PINKELMAN, TRACEY	43.20	05/08/2018
082305	05/02/2018	W/R	SAINAIK, OWEN	150.00	05/10/2018
082306	05/02/2018	W/R	WARD'S NATURAL SCIENCE	439.86	05/07/2018
082307	05/02/2018	W/R	CIKITY, JUSTIN	160.00	05/21/2018
082308	05/04/2018	W/R	HILTON COLUMBUS EASTON	378.00	05/08/2018
082309	05/08/2018	W/R	HAYES, JAMES	776.28	05/15/2018
082310	05/09/2018	W/R	ALBERT GUARNIERI & CO., INC.	534.25	05/14/2018
082311	05/09/2018	W/R	NICKLES BAKERY	1,064.57	05/17/2018
082312	05/09/2018	W/R	AMAZON.COM/ AMEX	125.62	05/15/2018
082313	05/09/2018	W/R	ASHLAND CITY SCHOOLS	550.00	05/16/2018
082314	05/09/2018	W/R	CARDINAL BUS SALES & SERVICE	71.81	05/15/2018
082315	05/09/2018	W/R	CITIZEN X, INC/PEN OHIO	600.00	05/16/2018
082316	05/09/2018	W/R	CLEARWATER SYSTEMS	59.80	05/15/2018
082317	05/09/2018	W/R	CULLIGAN QUALITY WATER	37.00	05/15/2018
082318	05/09/2018	W/R	SPELLING OUT DYSLEXIA	300.00	05/16/2018
082319	05/09/2018	W/R	HANK'S SALES & SERVICE, INC.	550.00	05/22/2018
082320	05/09/2018	W/R	HEALTHCARE BILLING SERVICES	40.77	05/17/2018
082321	05/09/2018	W/R	GOODALL, JANE M	225.00	05/31/2018
082322	05/09/2018	W/R	BRIGHT, JESSICA	29.11	05/22/2018
082323	05/09/2018	W/R	NOBLET, JILLIAN	225.00	05/31/2018
082324	05/09/2018	W/R	LAKESHORE LEARNING MATERIALS	398.87	05/15/2018
082325	05/09/2018	W/W	LEUKEMIA & LYMPHOMA SOCIETY	426.10	
082326	05/09/2018	W/W	LEXINGTON LOCAL SCHOOLS	148.90	
082327	05/09/2018	W/R	MANSFIELD AUTO PARTS	1,530.16	05/16/2018
082328	05/09/2018	W/R	MEDINA COUNTY SCHOOLS' ESC	60.00	05/15/2018
082329	05/09/2018	W/R	MCCAMMON, MEGAN	225.00	05/15/2018
082330	05/09/2018	W/R	NORTH CENTRAL OHIO ESC	238.88	05/15/2018
082331	05/09/2018	W/W	OAEP	50.00	
082332	05/09/2018	W/R	OHIO ASSOCIATION FOR PUPIL	35.00	05/25/2018
082333	05/09/2018	W/V	OHIO CARDINAL CONFERENCE	405.00	05/14/2018
082334	05/09/2018	W/R	PEPPLE & WAGGONER, LTD.	352.50	05/15/2018

Check#	Check Date	Org Sta	Vendor Paid	Check Amount	Status Date
082335	05/09/2018	W/R	PHOTORAMA	145.00	05/17/2018
082336	05/09/2018	W/R	PLANNER PADS, CO.	36.48	05/25/2018
082337	05/09/2018	W/R	POST MASTER	1,000.00	05/16/2018
082338	05/09/2018	W/R	REALLY GOOD STUFF	126.70	05/21/2018
082339	05/09/2018	W/R	ZAHN, RYAN	599.00	05/18/2018
082340	05/09/2018	W/R	SCHOLASTIC CLASSROOM MAGAZINES	63.53	05/15/2018
082341	05/09/2018	W/R	SCHOOL SPECIALTY INC.	95.97	05/16/2018
082342	05/09/2018	W/R	SMITHFOODS, INC	3,342.74	05/17/2018
082343	05/09/2018	W/R	STOODTS MARKET	269.05	05/15/2018
082344	05/09/2018	W/R	TEACHER SYNERGY LLC	23.74	05/21/2018
082345	05/09/2018	W/R	OHIO BUREAU OF CRIMINAL IDENT.	704.00	05/16/2018
082346	05/09/2018	W/R	VOLZ, TRICIA L. NON-1099	194.02	05/16/2018
082347	05/09/2018	W/R	TRUCK SALES & SERVICE, INC.	4,485.04	05/15/2018
082348	05/09/2018	W/R	STIMA, VICKIE	69.95	05/16/2018
082349	05/14/2018	W/R	ADVANCED KEY & LOCK SHOP	75.00	05/18/2018
082350	05/14/2018	W/R	AMERICAN EXPRESS	55.00	05/21/2018
082351	05/14/2018	W/R	AMERICAN FIDELITY	525.00	05/22/2018
082352	05/14/2018	W/R	ARTOME	1,862.00	05/22/2018
082353	05/14/2018	W/R	CHARLES RITTER CO.	2.19	05/17/2018
082354	05/14/2018	W/R	CLEARWATER SYSTEMS	29.90	05/18/2018
082355	05/14/2018	W/R	COMMERCIAL PARTS & SERVICE	387.04	05/21/2018
082356	05/14/2018	W/R	MARIKIS, DENNIS	20,300.00	05/24/2018
082357	05/14/2018	W/R	SPELLING OUT DYSLEXIA	325.00	05/18/2018
082358	05/14/2018	W/R	FURBAY/MANSFIELD ELECTRIC	112.65	05/18/2018
082359	05/14/2018	W/R	G & L SUPPLY CO.	487.16	05/18/2018
082360	05/14/2018	W/R	GRAINGER	670.17	05/21/2018
082361	05/14/2018	W/R	KAHL'S ELECTRIC, INC.	4,526.04	05/17/2018
082362	05/14/2018	W/W	MENARDS	40.54	
082363	05/14/2018	W/W	ML TECH SERVICES LLC	795.00	
082364	05/14/2018	W/R	ACORN DISTRIBUTORS, INC.	387.35	05/21/2018
082365	05/14/2018	W/R	SARVER PAVING COMPANY	171.00	05/18/2018
082366	05/14/2018	W/R	SCHMIDT SECURITY	2,785.36	05/21/2018
082367	05/14/2018	W/R	SHIFFLER EQUIPMENT SALES	614.59	05/18/2018
082368	05/14/2018	W/R	SIESEL DISTRIBUTING, LLC	380.26	05/21/2018
082369	05/14/2018	W/R	TREASURER, STATE OF OHIO	53.25	05/22/2018
082370	05/14/2018	W/R	WARD'S NATURAL SCIENCE	75.64	05/17/2018
082371	05/14/2018	W/R	WORNER ROOFING COMPANY	355.00	05/17/2018
082372	05/14/2018	W/R	HAYES, JAMES	776.28	05/25/2018
082373	05/14/2018	W/R	SMITH, MICHELLE	100.00	05/17/2018
082374	05/14/2018	W/R	OHIO CARDINAL CONFERENCE	405.00	05/30/2018
082375	05/14/2018	W/R	BAKER, RALPH	120.00	05/17/2018
082376	05/14/2018	W/R	SCHAUB, RON	35.00	05/21/2018
082377	05/15/2018	W/R	HAYER, ALLISON	75.00	05/25/2018
082378	05/15/2018	W/R	SHELDON, AMANDA	125.00	05/22/2018
082379	05/15/2018	W/R	AWARDSMITH	1,395.00	05/29/2018
082380	05/15/2018	W/R	CARDINAL BUS SALES & SERVICE	375.10	05/21/2018
082381	05/15/2018	W/R	GM INDUSTRIAL, INC	50.00	05/22/2018
082382	05/15/2018	W/R	CLEARWATER SYSTEMS	29.90	05/21/2018
082383	05/15/2018	W/R	SPELLING OUT DYSLEXIA	300.00	05/21/2018
082384	05/15/2018	W/W	FEUCHT, STEVEN G	25.00	
082385	05/15/2018	W/R	MOTTON, JAANA	25.00	05/29/2018
082386	05/15/2018	W/R	ROBERTS, JOE	8.99	05/17/2018

Check#	Check Date	Org Sta	Vendor Paid	Check Amount	Status Date
082387	05/15/2018	W/R	WEIDIG, KATHY	600.00	05/25/2018
082388	05/15/2018	W/R	McPEEK, KRISTEN	95.00	05/21/2018
082389	05/15/2018	W/R	LAKEWOOD RACQUET CLUB	1,540.00	05/18/2018
082390	05/15/2018	W/W	LEXINGTON LOCAL SCHOOLS	586.50	
082391	05/15/2018	W/R	BETSCHER, MELISSA	16.00	05/25/2018
082392	05/15/2018	W/R	KATHREIN, MICHAEL	118.55	05/18/2018
082393	05/15/2018	W/R	STAPLES, MITCHELL L	765.00	05/22/2018
082394	05/15/2018	W/W	OHSVCA	75.00	
082395	05/15/2018	W/R	ORIENTAL TRADING COMPANY	302.33	05/21/2018
082396	05/15/2018	W/R	MARTIN, PAUL E	100.00	05/22/2018
082397	05/15/2018	W/R	RC THERAPY SERVICES, INC.	10,143.00	05/22/2018
082398	05/15/2018	W/R	BIGLEY, REBECCA	400.00	05/21/2018
082399	05/15/2018	W/R	BIGLEY, REBECCA-NON 1099	134.17	05/21/2018
082400	05/15/2018	W/R	RENHILL GROUP, INC.	12,435.14	05/21/2018
082401	05/15/2018	W/R	ROBOMATTER, INC	1,099.00	05/29/2018
082402	05/15/2018	W/R	SCHOLASTIC BOOK FAIRS	1,503.99	05/22/2018
082403	05/15/2018	W/R	SCHOOL OUTFITTERS.COM	286.78	05/21/2018
082404	05/15/2018	W/R	HOLLOWAY, SHEILA	620.00	05/21/2018
082405	05/15/2018	W/R	SHERWIN-WILLIAMS	52.14	05/22/2018
082406	05/15/2018	W/R	STATE OF OHIO UST BOARD	1,100.00	05/22/2018
082407	05/15/2018	W/R	TEACHER SYNERGY LLC	49.24	05/22/2018
082408	05/15/2018	W/R	TEAM SPORTS, INC	112.50	05/22/2018
082409	05/15/2018	W/R	TRANSPORTATION ACCESSORIES CO.	543.24	05/21/2018
082410	05/15/2018	W/R	HUNTER, VALERIE	68.46	05/21/2018
082411	05/15/2018	W/R	STIMA, VICKIE	87.08	05/16/2018
082412	05/15/2018	W/R	RICHLAND CAROUSEL PARK	168.00	05/18/2018
082413	05/16/2018	W/R	AUTOMATION PARTS WAREHOUSE	437.00	05/30/2018
082414	05/16/2018	W/R	STORAD, CONRAD	800.00	05/22/2018
082415	05/16/2018	W/R	GRAINGER	157.34	05/22/2018
082416	05/16/2018	W/R	J & B ACCOUSTICAL	119.57	05/21/2018
082417	05/16/2018	W/R	POINER, JACOB	2,000.00	05/21/2018
082418	05/16/2018	W/R	WEIDIG, KATHY	510.63	05/25/2018
082419	05/16/2018	W/R	DURYEA, KAYLA	500.00	05/21/2018
082420	05/16/2018	W/R	KELL ACE HARDWARE	242.18	05/25/2018
082421	05/16/2018	W/R	RUMPKE	824.15	05/22/2018
082422	05/16/2018	W/R	SCHMIDT SECURITY	590.42	05/22/2018
082423	05/16/2018	W/R	HOLLOWAY, SHEILA	1,250.00	05/21/2018
082424	05/16/2018	W/R	SHERWIN-WILLIAMS	91.92	05/22/2018
082425	05/16/2018	W/R	SUMMERS RUBBER COMPANY	19.33	05/21/2018
082426	05/16/2018	W/R	MACK, HEIDI	150.00	05/21/2018
082427	05/17/2018	W/R	COWLES, CINDY	2,003.40	05/22/2018
082428	05/17/2018	W/R	GRADY ENTERPRISES, INC.	1,069.06	05/23/2018
082429	05/17/2018	W/R	SMITH, MICHELLE	115.00	05/18/2018
082430	05/17/2018	W/R	BAKER, RALPH	100.00	05/18/2018
082431	05/17/2018	W/R	HYATT PLACE CINCINNATI NE	211.86	05/31/2018
082432	05/17/2018	W/R	SCHAUB, RON	50.00	05/25/2018
082433	05/21/2018	W/R	HAYES, JAMES	776.28	05/25/2018
082434	05/21/2018	W/R	SMITH, MICHELLE	140.00	05/23/2018
082435	05/21/2018	W/R	BAKER, RALPH	90.00	05/24/2018
082436	05/23/2018	W/W	WHITING, ASHLEY	333.00	
082437	05/23/2018	W/W	AWARDSMITH	1,551.45	
082438	05/23/2018	W/R	BARNES & NOBLE	398.55	05/31/2018

Check#	Check Date	Org Sta	Vendor Paid	Check Amount	Status Date
082439	05/23/2018	W/R	CDW-G	447.27	05/29/2018
082440	05/23/2018	W/R	CHARLES RITTER CO.	27.23	05/29/2018
082441	05/23/2018	W/R	COLE DISTRIBUTING	19,384.92	05/30/2018
082442	05/23/2018	W/R	COLUMBIA GAS OF OHIO	3,117.29	05/30/2018
082443	05/23/2018	W/W	DIRECT ENERGY BUSINESS MARKETI	6,722.31	
082444	05/23/2018	W/R	SPELLING OUT DYSLEXIA	500.00	05/30/2018
082445	05/23/2018	W/W	FEUCHT, STEVEN G	40.00	
082446	05/23/2018	W/W	RICE, HOLLY	121.17	
082447	05/23/2018	W/W	IMPERIAL AUTISM CONNECTIONS	29,212.50	
082448	05/23/2018	W/R	INSTITUTE FOR MULTI-SENSORY ED	1,175.00	05/30/2018
082449	05/23/2018	W/R	MOTTON, JAANA	125.00	05/29/2018
082450	05/23/2018	W/W	BOWMAN, JOY	86.66	
082451	05/23/2018	W/W	GUY, KATHERINE	31.92	
082452	05/23/2018	W/R	KIMBALL MIDWEST	31.90	05/29/2018
082453	05/23/2018	W/R	MOWRY, LEVI B.	1,200.00	05/30/2018
082454	05/23/2018	W/R	LEX LANES	804.00	05/30/2018
082455	05/23/2018	W/R	HAMILTON, LORA	413.00	05/30/2018
082456	05/23/2018	W/R	MID-OHIO ED. SERVICE CENTER	906.70	05/29/2018
082457	05/23/2018	W/R	NORTH CENTRAL STATE COLLEGE	8,341.52	05/31/2018
082458	05/23/2018	W/W	NWDAB	576.00	
082459	05/23/2018	W/W	O.E. MEYER COMPANY	34.02	
082460	05/23/2018	W/R	OHIO BIRD SANCTUARY	432.00	05/31/2018
082461	05/23/2018	W/R	OHIO CARDINAL CONFERENCE	2,078.50	05/30/2018
082462	05/23/2018	W/R	OHIO HEALTH CONSORTIUM, INC.	59.00	05/29/2018
082463	05/23/2018	W/R	OHIO.NET INTERNET PROVIDERS	422.76	05/30/2018
082464	05/23/2018	W/W	OLENTANGY BOOSTERS	300.00	
082465	05/23/2018	W/R	CONOVER, PAM	525.00	05/31/2018
082466	05/23/2018	W/W	POST MASTER	500.00	
082467	05/23/2018	W/R	QUENCH	38.00	05/30/2018
082468	05/23/2018	W/R	REHILL GROUP, INC.	12,886.87	05/30/2018
082469	05/23/2018	W/R	DRUESCHLER, ROXANNE	119.00	05/29/2018
082470	05/23/2018	W/R	OLIVER, RYAN	30.00	05/29/2018
082471	05/23/2018	W/W	THORBURN, SARA	112.00	
082472	05/23/2018	W/R	SCHOOL SPECIALTY INC.	235.54	05/29/2018
082473	05/23/2018	W/R	HOLLOWAY, SHEILA	80.00	05/29/2018
082474	05/23/2018	W/R	SHERWIN-WILLIAMS	56.88	05/30/2018
082475	05/23/2018	W/R	SMETZ'S TIRE SERVICE CENTER	3,350.00	05/31/2018
082476	05/23/2018	W/R	TEACHER SYNERGY LLC	41.69	05/31/2018
082477	05/23/2018	W/W	TEXTHELP INC	1,800.00	
082478	05/23/2018	W/R	THE CENTER FOR INDIVIDUAL &	4,610.00	05/31/2018
082479	05/23/2018	W/W	SCHEID, TIM	112.80	
082480	05/23/2018	W/R	TRANSPORTATION ACCESSORIES CO.	659.70	05/30/2018
082481	05/23/2018	W/W	US BANK	4,550.48	
082482	05/23/2018	W/R	VASU COMMUNICATIONS, INC.	1,294.30	05/30/2018
082483	05/24/2018	W/R	SMITH, MICHELLE	80.00	05/29/2018
082484	05/24/2018	W/R	BAKER, RALPH	90.00	05/29/2018
082485	05/24/2018	W/R	SCHAUB, RON	210.00	05/31/2018
082486	05/29/2018	W/W	AWARDSMITH	334.50	
082487	05/29/2018	W/W	SIRINGER, BRITTANY	656.00	
082488	05/29/2018	W/W	CBIZ BENEFITS & INSURANCE	2,750.00	
082489	05/29/2018	W/W	CHILDREN'S THEATRE FOUNDATION	364.00	
082490	05/29/2018	W/W	ANTHONY, CHRISTY	25.00	

Check#	Check Date	Org Sta	Vendor Paid	Check Amount	Status Date
082491	05/29/2018	W/W	KAPLE, DAVID	763.30	
082492	05/29/2018	W/W	PATTERSON, EMILY	525.00	
082493	05/29/2018	W/W	FUSION APPAREL	1,036.00	
082494	05/29/2018	W/W	FEUCHT, STEVEN G	40.00	
082495	05/29/2018	W/W	GIONINO'S PIZZERIA	216.00	
082496	05/29/2018	W/W	HERFF JONES	3,148.54	
082497	05/29/2018	W/W	INSTITUTE FOR MULTI-SENSORY ED	1,175.00	
082498	05/29/2018	W/W	WYANT, JANELLE	92.85	
082499	05/29/2018	W/W	WHITESEL, JASON	52.32	
082500	05/29/2018	W/W	MEYER, JEFF	525.00	
082501	05/29/2018	W/W	LAKESHORE LEARNING MATERIALS	135.81	
082502	05/29/2018	W/W	M-F ATHLETIC COMPANY	329.95	
082503	05/29/2018	W/W	MID-OHIO ED. SERVICE CENTER	677.00	
082504	05/29/2018	W/W	MINUTEMAN PRESS	834.57	
082505	05/29/2018	W/W	MYSTERY SCIENCE	69.00	
082506	05/29/2018	W/W	OHSVCA	75.00	
082507	05/29/2018	W/W	SCHOLASTIC BOOK FAIRS	7,190.74	
082508	05/29/2018	W/W	HOLLOWAY, SHEILA	968.20	
082509	05/29/2018	W/W	TEACHER SYNERGY LLC	98.97	
082510	05/29/2018	W/W	TEAM SPORTS, INC	666.00	
082511	05/29/2018	W/W	TREASURER, STATE OF OHIO	48.91	
082512	05/29/2018	W/V	WAL-MART DISCOUNT CITIES	1,184.57	05/29/2018
082513	05/29/2018	W/W	WAL-MART DISCOUNT CITIES	1,260.60	
082514	05/30/2018	W/W	HOME2 SUITES BY HILTON	796.00	
082515	05/30/2018	W/W	BAKER, RALPH	255.00	
082516	05/30/2018	W/W	BABULA, ANDREW	262.00	
082517	05/30/2018	W/W	MORFIER, ANDREW	116.00	
082518	05/30/2018	W/W	DARLING, BRANDON	118.00	
082519	05/30/2018	W/W	VOLPE, CARL	116.00	
082520	05/30/2018	W/W	KUSZ, CYNTHIA	264.00	
082521	05/30/2018	W/W	SABO, DANIEL M	116.00	
082522	05/30/2018	W/W	DOWNS, DAVID	110.00	
082523	05/30/2018	W/W	HERSHEY, DAVID	160.00	
082524	05/30/2018	W/W	MADARAS, DAVID L	194.00	
082525	05/30/2018	W/W	HENRY, DEBRA	110.00	
082526	05/30/2018	W/W	STANDISH, DONALD L	230.00	
082527	05/30/2018	W/W	CLAY, DOYLE JR	160.00	
082528	05/30/2018	W/W	DOHANOS, EDWARD	118.00	
082529	05/30/2018	W/W	CHRIST, GEORGE E	178.00	
082530	05/30/2018	W/W	DEMO, JAMES	124.00	
082531	05/30/2018	W/W	DUNBAR, JAMES	110.00	
082532	05/30/2018	W/W	SELLERS, JAMES	110.00	
082533	05/30/2018	W/W	SWARTZ, JAMES	238.00	
082534	05/30/2018	W/W	ZBINDEN, JANE	258.00	
082535	05/30/2018	W/W	CUSHER, JOHN	126.00	
082536	05/30/2018	W/W	GETZ, JOHN W	110.00	
082537	05/30/2018	W/W	LAMBERSON KENT H	354.00	
082538	05/30/2018	W/W	DELLOSA, LARRY	172.00	
082539	05/30/2018	W/W	MITCHELL, LEE	312.00	
082540	05/30/2018	W/W	WARD, MARK A	160.00	
082541	05/30/2018	W/W	TURNER, MARK W	138.00	
082542	05/30/2018	W/W	ROOSE, MICHAEL G.	316.00	

Check#	Check Date	Org Sta	Vendor Paid	Check Amount	Status Date
082543	05/30/2018	W/W	GALLEHER, MICHAEL W.	110.00	
082544	05/30/2018	W/W	MURTHA, PATRICK	242.00	
082545	05/30/2018	W/W	HORVATH, PHILIP M	130.00	
082546	05/30/2018	W/W	CAMPBELL, RICHARD D	110.00	
082547	05/30/2018	W/W	CAMPO, SCOTT	160.00	
082548	05/30/2018	W/W	BRANNAN, THOMAS L	110.00	
082549	05/30/2018	W/W	WEAVER THOMAS D	118.00	
082550	05/30/2018	W/W	STITH, TIMOTHY	136.00	
082551	05/30/2018	W/W	WINELAND, WAYNE E	254.00	
082552	05/30/2018	W/W	HAYES, JAMES	776.28	
082553	05/31/2018	W/W	POST MASTER	100.00	
082554	05/31/2018	W/W	YBK CAMP	540.00	
082555	05/31/2018	W/W	LEXINGTON ATHLETIC DEPT.	1,874.30	
691156	05/04/2018	C/R	LEXINGTON SCHOOLS - PAYROLL	574,725.80	05/04/2018
691157	05/07/2018	M/M	MEMO-S.E.R.S.	2,822.94	
691158	05/07/2018	M/M	MEMO-S.T.R.S.	6,876.74	
691159	05/10/2018	M/M	GORDON FOOD SERVICE	19,870.53	
691160	05/18/2018	C/R	LEXINGTON SCHOOLS - PAYROLL	555,469.69	05/18/2018
691161	05/16/2018	M/M	ANTHEM BENEFIT SERVICES	362,278.74	
691162	05/16/2018	M/M	MEMO-S.E.R.S.	2,814.42	
691163	05/16/2018	M/M	MEMO-S.T.R.S.	6,725.07	
691164	05/16/2018	M/M	LEXINGTON SCHOOLS - PAYROLL	7,414.69	
691165	05/18/2018	M/M	RICHLAND BANK - (MEMO FEE)	376.30	
691166	05/31/2018	M/M	MEMO-MID OHIO ESC	4,128.50	
691167	05/31/2018	M/M	MEMO-S.E.R.S.	43,552.00	
691168	05/31/2018	M/M	MEMO-S.T.R.S.	114,500.00	
691170	05/31/2018	M/M	LEXINGTON SCHOOLS - PAYROLL	7,693.84	
Total Checks Issued				\$ 2,005,706.02	

TRANS NO	ITEM NO	TRANS DATE	STS	DESCRIPTION OR SOURCE	TI	FUND	RCPT	SPCC	SURJ	OPU	TRANS AMOUNT
072210	0001	05/01/2018	A	Preschool tuition	03	001	1211	0000	000000	500	170.00
072227	0001	05/03/2018	A	Preschool tuition	03	001	1211	0000	000000	500	100.00
072236	0001	05/04/2018	A	Preschool tuition	03	001	1211	0000	000000	500	350.00
072266	0001	05/10/2018	A	Preschool tuition	03	001	1211	0000	000000	500	100.00
072270	0001	05/11/2018	A	Preschool tuition	03	001	1211	0000	000000	500	100.00
072287	0001	05/15/2018	A	Preschool tuition	03	001	1211	0000	000000	500	100.00
072296	0001	05/15/2018	A	Preschool tuition	03	001	1211	0000	000000	500	300.00
072299	0001	05/16/2018	A	Tuition pymt	03	001	1211	0000	000000	000	1,235.62
072340	0001	05/22/2018	A	Preschool tuition	03	001	1211	0000	000000	500	100.00
072367	0001	05/25/2018	A	Tuition pymt	03	001	1211	0000	000000	000	615.52
072381	0001	05/25/2018	A	Preschool tuition	03	001	1211	0000	000000	500	100.00
RCPT CODE SUB-TOTAL:											3,271.14
072247	0020	05/11/2018	A	SF14 Regular Tuition Pos JV50	03	001	1221	0000	000000	000	3,067.07
072350	0020	05/25/2018	A	SF14 Regular Tuition Pos JV50	03	001	1221	0000	000000	000	1,329.87
RCPT CODE SUB-TOTAL:											4,396.94
072247	0021	05/11/2018	A	SF14 SpecEd Tuition Pos JV52	03	001	1223	0000	000000	000	2,780.14
072350	0021	05/25/2018	A	SF14 SpecEd Tuition Pos JV52	03	001	1223	0000	000000	000	0.00
RCPT CODE SUB-TOTAL:											2,780.14
072247	0012	05/11/2018	A	Open Enrollment Revenue	03	001	1227	0000	000000	000	16.42-
072350	0012	05/25/2018	A	Open Enrollment Revenue	03	001	1227	0000	000000	000	16.41-
RCPT CODE SUB-TOTAL:											32.83-
072402	0001	05/31/2018	A	Richland Bank Interest	03	001	1410	0000	000000	000	10,517.24
RCPT CODE SUB-TOTAL:											10,517.24
072213	0001	05/02/2018	A	HS fees	03	001	1740	0000	000000	100	840.00
072214	0001	05/02/2018	A	HS fees	03	001	1740	0000	000000	100	245.60
072228	0001	05/04/2018	A	HS fees	03	001	1740	0000	000000	100	110.00
072230	0001	05/04/2018	A	HS summer PE	03	001	1740	0000	080999	100	800.00
072231	0001	05/04/2018	A	HS school fees	03	001	1740	0000	000000	100	420.00
072234	0001	05/04/2018	A	School fees	03	001	1740	0000	000000	300	150.00
072241	0001	05/08/2018	A	HS school fees	03	001	1740	0000	000000	100	420.00
072242	0001	05/08/2018	A	HS school fees	03	001	1740	0000	000000	100	163.00
072251	0001	05/08/2018	A	Central school fees	03	001	1740	0000	000000	400	28.00
072254	0001	05/09/2018	A	HS fees	03	001	1740	0000	000000	100	91.00
072255	0001	05/09/2018	A	Summer PE	03	001	1740	0000	080999	100	600.00

STATUS (STS) CODES:
 A-RECEIPT B-REFUND OF RECEIPT V-VOID REFUND OF RECEIPT X-REDUCTION OF EXPENDITURE
 C-APPROPRIATION OR BUDGET MODIFICATIONS D-EXPENSE/SUPPLIES DISTRIBUTION F-FUND TO FUND TRANSFER

TRANS NO	ITEM NO	TRANS DATE	STS	DESCRIPTION OR SOURCE	TI	FUND	RCPT	SPCC	SUBJ	GPU	TRANS AMOUNT
072257	0001	05/09/2018	A	HS fees	03	001	1740	0000	000000	100	840.00
072261	0003	05/10/2018	A	Central school fees	03	001	1740	0000	000000	400	28.00
072272	0001	05/11/2018	A	HS Fees	03	001	1740	0000	000000	100	420.00
072280	0001	05/14/2018	A	HS fees	03	001	1740	0000	000000	100	98.00
072291	0001	05/15/2018	A	HS School fees	03	001	1740	0000	000000	100	520.00
072309	0001	05/16/2018	A	Eastern school fees	03	001	1740	0000	000000	300	180.00
072312	0001	05/17/2018	A	HS school fees	03	001	1740	0000	000000	100	1,470.00
072313	0001	05/17/2018	A	HS school fees	03	001	1740	0000	000000	100	212.00
072323	0001	05/17/2018	A	Central school fees	03	001	1740	0000	000000	400	13.00
072326	0001	05/18/2018	A	HS Fees	03	001	1740	0000	000000	100	420.00
072328	0001	05/18/2018	A	HS fees	03	001	1740	0000	000000	100	611.00
072336	0001	05/18/2018	A	Central school fees	03	001	1740	0000	000000	400	15.00
072330	0001	05/21/2018	A	JH school fees	03	001	1740	0000	000000	200	12.00
072338	0001	05/22/2018	A	HS school fees	03	001	1740	0000	000000	100	1,050.00
072339	0001	05/22/2018	A	HS school fees	03	001	1740	0000	000000	100	533.99
072378	0001	05/23/2018	A	Western school fees	03	001	1740	0000	000000	500	20.00
072356	0001	05/24/2018	A	HS fees	03	001	1740	0000	000000	100	173.00
072357	0001	05/24/2018	A	HS fees	03	001	1740	0000	000000	100	840.00
072358	0001	05/24/2018	A	Summer PE	03	001	1740	0000	080999	100	400.00
072363	0001	05/24/2018	A	Eastern school fees	03	001	1740	0000	000000	300	315.00
072380	0001	05/24/2018	A	Western school fees	03	001	1740	0000	000000	500	20.00
072368	0001	05/25/2018	A	Eastern school fees	03	001	1740	0000	000000	300	120.00
072379	0002	05/25/2018	A	Central fees	03	001	1740	0000	000000	400	58.00
072384	0001	05/29/2018	A	HS fees	03	001	1740	0000	000000	100	1,046.00
072385	0001	05/29/2018	A	HS fees	03	001	1740	0000	000000	100	331.00
072386	0001	05/29/2018	A	HS fees	03	001	1740	0000	000000	100	300.00
072387	0002	05/29/2018	A	Eastern fees	03	001	1740	0000	000000	200	225.00
072388	0002	05/29/2018	A	Central school fees	03	001	1740	0000	000000	400	56.00
072403	0001	05/29/2018	A	Eastern fees - acct corr	03	001	1740	0000	000000	300	225.00
072403	0002	05/29/2018	A	Eastern fees - acct corr	03	001	1740	0000	000000	200	225.00
072389	0001	05/30/2018	A	Eastern school fees	03	001	1740	0000	000000	300	30.00
072391	0001	05/30/2018	A	JH school fees	03	001	1740	0000	000000	200	101.00
072392	0001	05/31/2018	A	HS Fees - Pay For It	03	001	1740	0000	000000	100	0.00
072392	0002	05/31/2018	A	Central Fees - Pay For It	03	001	1740	0000	000000	400	0.00
072392	0003	05/31/2018	A	Jr High Fees - Pay For It	03	001	1740	0000	000000	400	0.00
072392	0004	05/31/2018	A	Eastern Fees - Pay For It	03	001	1740	0000	000000	400	0.00
072392	0005	05/31/2018	A	Western Fees - Pay For It	03	001	1740	0000	000000	400	0.00
072393	0001	05/31/2018	A	HS fees	03	001	1740	0000	000000	100	200.00
072394	0001	05/31/2018	A	HS fees	03	001	1740	0000	000000	100	520.00
072395	0001	05/31/2018	A	HS fees	03	001	1740	0000	000000	100	34.00
072396	0001	05/31/2018	A	Summer PE	03	001	1740	0000	080999	100	200.00
RCPT CODE SUB-TOTAL:											15,279.59

STATUS (STS) CODES:

A-RECEIPT B-REFUND OF RECEIPT V-VOID REFUND OF RECEIPT X-REDUCTION OF EXPENDITURE
 C-APPROPRIATION OR BUDGET MODIFICATIONS D-EXPENSE/SUPPLIES DISTRIBUTION F-FUND TO FUND TRANSFER

TRANS NO	ITEM NO	TRANS DATE	STS	DESCRIPTION OR SOURCE	TI	FUND	RCPT	SPCE	SUBJ	OPU	TRANS AMOUNT
072354	0001	05/24/2018	A	Building rental	03	001	1810	0000	000000	000	85.00
RCPT CODE SUB-TOTAL:											85.00
072278	0003	05/14/2018	A	Ashland Univ --placement pynt	03	001	1890	0000	000000	000	80.00
072278	0004	05/14/2018	A	MidState Recycling	03	001	1890	0000	000000	800	171.20
072355	0001	05/24/2018	A	Jury duty payment	03	001	1890	0000	000000	000	20.00
RCPT CODE SUB-TOTAL:											271.20
072247	0001	05/11/2018	A	Opportunity Grant	03	001	3110	0000	000000	000	298,436.30
072247	0002	05/11/2018	A	Targeted Assistance	03	001	3110	0000	000000	000	27,397.80
072247	0003	05/11/2018	A	K-3 Literacy Funding	03	001	3110	0000	000000	000	5,441.11
072247	0005	05/11/2018	A	Limited English Prof Funding	03	001	3110	0000	000000	000	119.34
072247	0006	05/11/2018	A	Gifted Education Funding	03	001	3110	0000	000000	000	4,827.11
072247	0007	05/11/2018	A	Transportation	03	001	3110	0000	000000	000	23,373.20
072247	0008	05/11/2018	A	Special Education Funding	03	001	3110	0000	000000	000	47,470.54
072247	0010	05/11/2018	A	Preschool Special Educ Funding	03	001	3110	0000	000000	000	6,382.70
072247	0011	05/11/2018	A	Special Educ Transportation	03	001	3110	0000	000000	000	1,682.75
072350	0001	05/25/2018	A	Opportunity Grant	03	001	3110	0000	000000	000	298,264.81
072350	0002	05/25/2018	A	Targeted Assistance	03	001	3110	0000	000000	000	26,464.91
072350	0003	05/25/2018	A	K-3 Literacy Funding	03	001	3110	0000	000000	000	5,419.39
072350	0005	05/25/2018	A	Limited English Prof Funding	03	001	3110	0000	000000	000	119.38
072350	0006	05/25/2018	A	Gifted Education Funding	03	001	3110	0000	000000	000	4,827.83
072350	0007	05/25/2018	A	Transportation	03	001	3110	0000	000000	000	24,396.62
072350	0008	05/25/2018	A	Special Education Funding	03	001	3110	0000	000000	000	46,850.02
072350	0010	05/25/2018	A	Preschool Special Educ Funding	03	001	3110	0000	000000	000	7,058.53
072350	0011	05/25/2018	A	Special Educ Transportation	03	001	3110	0000	000000	000	1,682.75
RCPT CODE SUB-TOTAL:											850,435.09
072308	0001	05/21/2018	A	RB for Real Estate --Richland	03	001	3131	0000	000000	000	294,912.80
072308	0002	05/21/2018	A	RB for Emergency Levy--Richland	03	001	3131	0000	000000	000	215,747.32
072308	0007	05/21/2018	A	2 1/2 RB for Real Estate--Richl	03	001	3131	0000	000000	000	59,844.16
072308	0008	05/21/2018	A	2 1/2 RB for Emergency - Richl	03	001	3131	0000	000000	000	43,779.49
RCPT CODE SUB-TOTAL:											614,283.77
072308	0004	05/21/2018	A	Homestead Real Est - Richland	03	001	3132	0000	000000	000	117,955.69
072308	0005	05/21/2018	A	Homestead Emerg Levy--Richland	03	001	3132	0000	000000	000	86,292.02
RCPT CODE SUB-TOTAL:											204,247.71
072247	0004	05/11/2018	A	Economic Disadvantaged Funding	03	001	3211	0000	000000	000	2,193.79

STATUS (STS) CODES:
 A-RECEIPT B-REFUND OF RECEIPT V-VOID REFUND OF RECEIPT X-REDUCTION OF EXPENDITURE
 C-APPROPRIATION OR BUDGET MODIFICATIONS D-EXPENSE/SUPPLIES DISTRIBUTION F-FUND TO FUND TRANSFER

TRANS NO	ITEM NO	TRANS DATE	STS	DESCRIPTION OR SOURCE	TI	FUND	RCPT	SPCC	SUBJ	QTY	TRANS AMOUNT
072350	0004	05/25/2018	A	Economic Disadvantaged Funding	03	001	3211	0000	000000	000	2,199.14
RCPT CODE SUB-TOTAL:											4,392.93
072247	0009	05/11/2018	A	Career Tech Education Funding	03	001	3219	0000	000000	000	1,390.49
072350	0009	05/25/2018	A	Career Tech Education Funding	03	001	3219	0000	000000	000	910.86
RCPT CODE SUB-TOTAL:											2,301.35
072401	0001	05/31/2018	A	MEDICAID Recd -5/24/18	03	001	3300	0000	000000	000	1,327.74
072401	0002	05/31/2018	A	MEDICAID Recd 5/17/18	03	001	3300	0000	000000	000	1,482.61
072401	0003	05/31/2018	A	MEDICAID Recd 5/03/18	03	001	3300	0000	000000	000	2,112.63
RCPT CODE SUB-TOTAL:											4,922.98
FUND CODE SUB-TOTAL:											1,697,152.25
072308	0003	05/21/2018	A	RB for PI Levy - Richland	03	003	3131	0000	000000	000	26,090.47
072308	0009	05/21/2018	A	2 1/2 RB for PI Levy - Richlan	03	003	3131	0000	000000	000	5,294.61
RCPT CODE SUB-TOTAL:											31,385.08
072308	0006	05/21/2018	A	Homestead for PI Levy-Richland	03	003	3132	0000	000000	000	10,435.35
RCPT CODE SUB-TOTAL:											10,435.35
FUND CODE SUB-TOTAL:											41,820.43
072402	0004	05/31/2018	A	Richland Bank Interest	03	006	1410	0000	000000	000	0.00
RCPT CODE SUB-TOTAL:											0.00
072244	0026	05/04/2018	A	HS Breakfast	03	006	1511	0000	000000	100	139.80
072244	0027	05/04/2018	A	Jr. Hi Breakfast	03	006	1511	0000	000000	200	12.25
072244	0028	05/04/2018	A	Eastern Breakfast	03	006	1511	0000	000000	300	47.10
072244	0029	05/04/2018	A	Central Breakfast	03	006	1511	0000	000000	400	37.20
072244	0030	05/04/2018	A	Western Breakfast	03	006	1511	0000	000000	500	40.80
072267	0026	05/11/2018	A	HS Breakfast	03	006	1511	0000	000000	100	163.85
072267	0027	05/11/2018	A	Jr. Hi Breakfast	03	006	1511	0000	000000	200	13.35
072267	0028	05/11/2018	A	Eastern Breakfast	03	006	1511	0000	000000	300	49.20
072267	0029	05/11/2018	A	Central Breakfast	03	006	1511	0000	000000	400	52.70
072267	0030	05/11/2018	A	Western Breakfast	03	006	1511	0000	000000	500	70.90

STATUS (STS) CODES:

A-RECEIPT B-REFUND OF RECEIPT V-VOID REFUND OF RECEIPT X-REDUCTION OF EXPENDITURE
 C-APPROPRIATION OR BUDGET MODIFICATIONS D-EXPENSE/SUPPLIES DISTRIBUTION F-FUND TO FUND TRANSFER

TRANS NO	ITEM NO	TRANS DATE	STS	DESCRIPTION OR SOURCE	TI	FUND	RCPT	SPEC	SUBJ	QTY	TRANS AMOUNT
072335	0026	05/18/2018	A	HS Breakfast	03	006	1511	0000	000000	100	113.90
072335	0027	05/18/2018	A	Jr. Hi Breakfast	03	006	1511	0000	000000	200	10.40
072335	0028	05/18/2018	A	Eastern Breakfast	03	006	1511	0000	000000	300	66.35
072335	0029	05/18/2018	A	Central Breakfast	03	006	1511	0000	000000	400	39.00
072335	0030	05/18/2018	A	Western Breakfast	03	006	1511	0000	000000	500	42.95
072397	0026	05/31/2018	A	HS Breakfast	03	006	1511	0000	000000	100	105.80
072397	0027	05/31/2018	A	Jr. Hi Breakfast	03	006	1511	0000	000000	200	15.55
072397	0028	05/31/2018	A	Eastern Breakfast	03	006	1511	0000	000000	300	33.30
072397	0029	05/31/2018	A	Central Breakfast	03	006	1511	0000	000000	400	25.80
072397	0030	05/31/2018	A	Western Breakfast	03	006	1511	0000	000000	500	41.15
072398	0026	05/31/2018	A	HS Breakfast	03	006	1511	0000	000000	100	66.55
072398	0027	05/31/2018	A	Jr. Hi Breakfast	03	006	1511	0000	000000	200	1.05
072398	0028	05/31/2018	A	Eastern Breakfast	03	006	1511	0000	000000	300	6.90
072398	0029	05/31/2018	A	Central Breakfast	03	006	1511	0000	000000	400	5.10
072398	0030	05/31/2018	A	Western Breakfast	03	006	1511	0000	000000	500	6.50
072399	0026	05/31/2018	A	HS Breakfast	03	006	1511	0000	000000	100	105.80-
072399	0027	05/31/2018	A	Jr. Hi Breakfast	03	006	1511	0000	000000	200	15.55-
072399	0028	05/31/2018	A	Eastern Breakfast	03	006	1511	0000	000000	300	33.30-
072399	0029	05/31/2018	A	Central Breakfast	03	006	1511	0000	000000	400	25.80-
072399	0030	05/31/2018	A	Western Breakfast	03	006	1511	0000	000000	500	41.15-
072400	0026	05/31/2018	A	HS Breakfast	03	006	1511	0000	000000	100	105.80
072400	0027	05/31/2018	A	Jr. Hi Breakfast	03	006	1511	0000	000000	200	15.55
072400	0028	05/31/2018	A	Eastern Breakfast	03	006	1511	0000	000000	300	33.30
072400	0029	05/31/2018	A	Central Breakfast	03	006	1511	0000	000000	400	25.80
072400	0030	05/31/2018	A	Western Breakfast	03	006	1511	0000	000000	500	41.15
RCPT CODE SUB-TOTAL:											1,207.45
072244	0001	05/04/2018	A	HS Stu. Type A	03	006	1512	0000	000000	100	2,087.05
072244	0005	05/04/2018	A	HS ROA Stu. Type A	03	006	1512	0000	000000	100	1,719.90-
072244	0006	05/04/2018	A	Jr Hi Stu. Type A	03	006	1512	0000	000000	200	932.20
072244	0010	05/04/2018	A	Jr. Hi ROA Stu Type A	03	006	1512	0000	000000	200	587.45-
072244	0011	05/04/2018	A	Eastern Stu. Type A	03	006	1512	0000	000000	300	976.50
072244	0015	05/04/2018	A	Eastern ROA Stu. Type A	03	006	1512	0000	000000	300	515.45-
072244	0016	05/04/2018	A	Central Stu. Type A	03	006	1512	0000	000000	400	961.50
072244	0020	05/04/2018	A	Central ROA Stu. Type A	03	006	1512	0000	000000	400	522.41-
072244	0021	05/04/2018	A	Western Stu. Type A	03	006	1512	0000	000000	500	769.30
072244	0025	05/04/2018	A	Western ROA Stu. Type A	03	006	1512	0000	000000	500	360.95-
072267	0001	05/11/2018	A	HS Stu. Type A	03	006	1512	0000	000000	100	2,480.25
072267	0005	05/11/2018	A	HS ROA Stu. Type A	03	006	1512	0000	000000	100	1,166.06-
072267	0006	05/11/2018	A	Jr Hi Stu. Type A	03	006	1512	0000	000000	200	1,010.85
072267	0010	05/11/2018	A	Jr. Hi ROA Stu Type A	03	006	1512	0000	000000	200	577.80-
072267	0011	05/11/2018	A	Eastern Stu. Type A	03	006	1512	0000	000000	300	1,184.10
072267	0015	05/11/2018	A	Eastern ROA Stu. Type A	03	006	1512	0000	000000	300	461.06-

STATUS (STS) CODES:

A-RECEIPT B-REFUND OF RECEIPT V-VOID REFUND OF RECEIPT X-REDUCTION OF EXPENDITURE
 C-APPROPRIATION OR BUDGET MODIFICATIONS D-EXPENSE/SUPPLIES DISTRIBUTION F-FUND TO FUND TRANSFER

TRANS NO	ITEM NO	TRANS DATE	STS	DESCRIPTION OR SOURCE	TI	FUND	RCPT	SPCC	SUBJ	OPU	TRANS AMOUNT
072267	0016	05/11/2018	A	Central Stu. Type A	03	006	1512	0000	000000	400	922.30
072267	0020	05/11/2018	A	Central ROA Stu. Type A	03	006	1512	0000	000000	400	738.55-
072267	0021	05/11/2018	A	Western Stu. Type A	03	006	1512	0000	000000	500	976.30
072267	0025	05/11/2018	A	Western ROA Stu. Type A	03	006	1512	0000	000000	500	803.30-
072335	0001	05/18/2018	A	HS Stu. Type A	03	006	1512	0000	000000	100	2,502.95
072335	0005	05/18/2018	A	HS ROA Stu. Type A	03	006	1512	0000	000000	100	1,651.40-
072335	0006	05/18/2018	A	Jr Hi Stu. Type A	03	006	1512	0000	000000	200	1,167.00
072335	0010	05/18/2018	A	Jr. Hi ROA Stu Type A	03	006	1512	0000	000000	200	872.42-
072335	0011	05/18/2018	A	Eastern Stu. Type A	03	006	1512	0000	000000	300	1,251.45
072335	0015	05/18/2018	A	Eastern ROA Stu. Type A	03	006	1512	0000	000000	300	559.69-
072335	0016	05/18/2018	A	Central Stu. Type A	03	006	1512	0000	000000	400	997.30
072335	0020	05/18/2018	A	Central ROA Stu. Type A	03	006	1512	0000	000000	400	653.55-
072335	0021	05/18/2018	A	Western Stu. Type A	03	006	1512	0000	000000	500	1,191.55
072335	0025	05/18/2018	A	Western ROA Stu. Type A	03	006	1512	0000	000000	500	437.65-
072392	0006	05/31/2018	A	HS Lunch - Pay For It	03	006	1512	0000	000000	100	3,946.44
072392	0007	05/31/2018	A	Jr High Lunch - Pay For It	03	006	1512	0000	000000	200	2,353.85
072392	0008	05/31/2018	A	Eastern Lunch - Pay For It	03	006	1512	0000	000000	300	2,084.25
072392	0009	05/31/2018	A	Central Lunch - Pay For It	03	006	1512	0000	000000	400	1,597.42
072392	0010	05/31/2018	A	Western Lunch - Pay For It	03	006	1512	0000	000000	500	1,469.01
072397	0001	05/31/2018	A	HS Stu. Type A	03	006	1512	0000	000000	100	1,953.00
072397	0005	05/31/2018	A	HS ROA Stu. Type A	03	006	1512	0000	000000	100	1,750.25-
072397	0006	05/31/2018	A	Jr Hi Stu. Type A	03	006	1512	0000	000000	200	1,082.10
072397	0010	05/31/2018	A	Jr. Hi ROA Stu Type A	03	006	1512	0000	000000	200	939.35-
072397	0011	05/31/2018	A	Eastern Stu. Type A	03	006	1512	0000	000000	300	956.05
072397	0015	05/31/2018	A	Eastern ROA Stu. Type A	03	006	1512	0000	000000	300	683.23-
072397	0016	05/31/2018	A	Central Stu. Type A	03	006	1512	0000	000000	400	918.35
072397	0020	05/31/2018	A	Central ROA Stu. Type A	03	006	1512	0000	000000	400	416.80-
072397	0021	05/31/2018	A	Central ROA Stu. Type A	03	006	1512	0000	000000	400	948.75
072397	0025	05/31/2018	A	Western ROA Stu. Type A	03	006	1512	0000	000000	500	736.75-
072398	0001	05/31/2018	A	HS Stu. Type A	03	006	1512	0000	000000	100	353.60
072398	0005	05/31/2018	A	HS ROA Stu. Type A	03	006	1512	0000	000000	100	423.45-
072398	0006	05/31/2018	A	Jr Hi Stu. Type A	03	006	1512	0000	000000	200	234.60
072398	0010	05/31/2018	A	Jr. Hi ROA Stu Type A	03	006	1512	0000	000000	200	236.09-
072398	0011	05/31/2018	A	Eastern Stu. Type A	03	006	1512	0000	000000	300	256.25
072398	0015	05/31/2018	A	Eastern ROA Stu. Type A	03	006	1512	0000	000000	300	165.46-
072398	0016	05/31/2018	A	Central Stu. Type A	03	006	1512	0000	000000	400	210.30
072398	0020	05/31/2018	A	Central ROA Stu. Type A	03	006	1512	0000	000000	400	146.08-
072398	0021	05/31/2018	A	Western Stu Type A	03	006	1512	0000	000000	500	202.80
072398	0025	05/31/2018	A	Western ROA Stu. Type A	03	006	1512	0000	000000	500	135.10-
072399	0001	05/31/2018	A	HS Stu. Type A	03	006	1512	0000	000000	100	1,953.00-
072399	0005	05/31/2018	A	HS ROA Stu. Type A	03	006	1512	0000	000000	100	1,750.25
072399	0006	05/31/2018	A	Jr Hi Stu. Type A	03	006	1512	0000	000000	200	1,082.10-
072399	0010	05/31/2018	A	Jr. Hi ROA Stu Type A	03	006	1512	0000	000000	200	939.35
072399	0011	05/31/2018	A	Eastern Stu. Type A	03	006	1512	0000	000000	300	956.05-

STATUS (STS) CODES:

A-RECEIPT B-REFUND OF RECEIPT V-VOID REFUND OF RECEIPT X-REDUCTION OF EXPENDITURE
 C-APPROPRIATION OR BUDGET MODIFICATIONS D-EXPENSE/SUPPLIES DISTRIBUTION F-FUND TO FUND TRANSFER

23

TRANS NO	ITEM NO	TRANS DATE	STS	DESCRIPTION OR SOURCE	TI	FUND	RCPT	SPCC	SUBJ	OPU	TRANS AMOUNT
072399	0015	05/31/2018	A	Eastern ROA Stu. Type A	03	006	1512	0000	000000	300	683.23
072399	0016	05/31/2018	A	Central Stu. Type A	03	006	1512	0000	000000	400	918.35-
072399	0020	05/31/2018	A	Central ROA Stu. Type A	03	006	1512	0000	000000	400	416.80
072399	0021	05/31/2018	A	Central ROA Stu. Type A	03	006	1512	0000	000000	400	948.75-
072399	0025	05/31/2018	A	Western ROA Stu. Type A	03	006	1512	0000	000000	500	736.75
072400	0001	05/31/2018	A	HS Stu. Type A	03	006	1512	0000	000000	100	1,953.00
072400	0005	05/31/2018	A	HS ROA Stu. Type A	03	006	1512	0000	000000	100	1,750.25-
072400	0006	05/31/2018	A	Jr Hi Stu. Type A	03	006	1512	0000	000000	200	1,082.10
072400	0010	05/31/2018	A	Jr. Hi ROA Stu Type A	03	006	1512	0000	000000	200	939.35-
072400	0011	05/31/2018	A	Eastern Stu. Type A	03	006	1512	0000	000000	300	956.05
072400	0015	05/31/2018	A	Eastern ROA Stu. Type A	03	006	1512	0000	000000	300	683.23-
072400	0016	05/31/2018	A	Central Stu. Type A	03	006	1512	0000	000000	400	918.35
072400	0020	05/31/2018	A	Central ROA Stu. Type A	03	006	1512	0000	000000	400	416.80-
072400	0021	05/31/2018	A	Western ROA Stu. Type A	03	006	1512	0000	000000	500	948.75
072400	0025	05/31/2018	A	Western ROA Stu. Type A	03	006	1512	0000	000000	500	736.75-
RCPT CODE SUB-TOTAL:											20,717.37
072244	0003	05/04/2018	A	HS Stu. ALa Carte	03	006	1513	0000	000000	100	1,337.00
072244	0008	05/04/2018	A	Jr. Hi Stu. ALa Carte	03	006	1513	0000	000000	200	321.65
072244	0013	05/04/2018	A	Eastern Stu. ALa Carte	03	006	1513	0000	000000	300	198.80
072244	0018	05/04/2018	A	Central Stu. ALa Carte	03	006	1513	0000	000000	400	109.50
072244	0023	05/04/2018	A	Western Stu. ALa Carte	03	006	1513	0000	000000	500	111.50
072267	0003	05/11/2018	A	HS Stu. ALa Carte	03	006	1513	0000	000000	100	1,449.45
072267	0008	05/11/2018	A	Jr. Hi Stu. ALa Carte	03	006	1513	0000	000000	200	360.90
072267	0013	05/11/2018	A	Eastern Stu. ALa Carte	03	006	1513	0000	000000	300	273.75
072267	0018	05/11/2018	A	Central Stu. ALa Carte	03	006	1513	0000	000000	400	118.25
072267	0023	05/11/2018	A	Western Stu. ALa Carte	03	006	1513	0000	000000	500	160.00
072335	0003	05/18/2018	A	HS Stu. ALa Carte	03	006	1513	0000	000000	100	1,524.15
072335	0008	05/18/2018	A	Jr. Hi Stu. ALa Carte	03	006	1513	0000	000000	200	386.95
072335	0013	05/18/2018	A	Eastern Stu. ALa Carte	03	006	1513	0000	000000	300	245.30
072335	0018	05/18/2018	A	Central Stu. ALa Carte	03	006	1513	0000	000000	400	102.75
072335	0023	05/18/2018	A	Western Stu. ALa Carte	03	006	1513	0000	000000	500	73.95
072397	0003	05/31/2018	A	HS Stu. ALa Carte	03	006	1513	0000	000000	100	1,327.50
072397	0008	05/31/2018	A	Jr. Hi Stu. ALa Carte	03	006	1513	0000	000000	200	443.75
072397	0013	05/31/2018	A	Eastern Stu. ALa Carte	03	006	1513	0000	000000	300	205.60
072397	0018	05/31/2018	A	Central Stu. ALa Carte	03	006	1513	0000	000000	400	80.75
072397	0023	05/31/2018	A	Western Stu. ALa Carte	03	006	1513	0000	000000	500	50.00
072398	0003	05/31/2018	A	HS Stu. ALa Carte	03	006	1513	0000	000000	100	205.10
072398	0008	05/31/2018	A	Jr. Hi Stu. ALa Carte	03	006	1513	0000	000000	200	118.75
072398	0013	05/31/2018	A	Eastern Stu. ALa Carte	03	006	1513	0000	000000	300	56.25
072398	0018	05/31/2018	A	Central Stu. ALa Carte	03	006	1513	0000	000000	400	17.00
072398	0023	05/31/2018	A	Western Stu. ALa Carte	03	006	1513	0000	000000	500	19.50
072399	0003	05/31/2018	A	HS Stu. ALa Carte	03	006	1513	0000	000000	100	1,327.50-

STATUS (STS) CODES:
 A-RECEIPT B-REFUND OF RECEIPT V-VOID REFUND OF RECEIPT X-REDUCTION OF EXPENDITURE
 C-APPROPRIATION OR BUDGET MODIFICATIONS D-EXPENSE/SUPPLIES DISTRIBUTION F-FUND TO FUND TRANSFER

TRANS NO	ITEM NO	TRANS DATE	STS	DESCRIPTION OR SOURCE	TI	FUND	RCPT	SPCC	SUBJ	OPU	TRANS AMOUNT
072399	0008	05/31/2018	A	Jr. Hi Stu. Ala Carte	03	006	1513	0000	000000	200	443.75-
072399	0013	05/31/2018	A	Eastern Stu. Ala Carte	03	006	1513	0000	000000	300	205.60-
072399	0018	05/31/2018	A	Central Stu. Ala Carte	03	006	1513	0000	000000	400	80.75-
072399	0023	05/31/2018	A	Western Stu. Ala Carte	03	006	1513	0000	000000	500	50.00-
072400	0003	05/31/2018	A	HS Stu. Ala Carte	03	006	1513	0000	000000	100	1,327.50
072400	0008	05/31/2018	A	Jr. Hi Stu. Ala Carte	03	006	1513	0000	000000	200	443.75
072400	0013	05/31/2018	A	Eastern Stu. Ala Carte	03	006	1513	0000	000000	300	205.60
072400	0018	05/31/2018	A	Central Stu. Ala Carte	03	006	1513	0000	000000	400	80.75
072400	0023	05/31/2018	A	Western Stu. Ala Carte	03	006	1513	0000	000000	500	50.00
RCPT CODE SUB-TOTAL:											9,298.10
072244	0002	05/04/2018	A	HS Stu. Milk	03	006	1514	0000	000000	100	33.00
072244	0007	05/04/2018	A	Jr. Hi. Stu Milk	03	006	1514	0000	000000	200	6.50
072244	0012	05/04/2018	A	Eastern Stu. Milk	03	006	1514	0000	000000	300	6.50
072244	0017	05/04/2018	A	Central Stu. Milk	03	006	1514	0000	000000	400	5.00
072244	0022	05/04/2018	A	Western Stu. Milk	03	006	1514	0000	000000	500	10.50
072267	0002	05/11/2018	A	HS Stu. Milk	03	006	1514	0000	000000	100	29.50
072267	0007	05/11/2018	A	Jr. Hi. Stu Milk	03	006	1514	0000	000000	200	4.50
072267	0012	05/11/2018	A	Eastern Stu. Milk	03	006	1514	0000	000000	300	4.50
072267	0017	05/11/2018	A	Central Stu. Milk	03	006	1514	0000	000000	400	4.50
072267	0022	05/11/2018	A	Western Stu. Milk	03	006	1514	0000	000000	500	15.50
072335	0002	05/18/2018	A	HS Stu. Milk	03	006	1514	0000	000000	100	30.00
072335	0007	05/18/2018	A	Jr. Hi. Stu Milk	03	006	1514	0000	000000	200	6.50
072335	0012	05/18/2018	A	Eastern Stu. Milk	03	006	1514	0000	000000	300	8.50
072335	0017	05/18/2018	A	Central Stu. Milk	03	006	1514	0000	000000	400	5.50
072335	0022	05/18/2018	A	Western Stu. Milk	03	006	1514	0000	000000	500	17.00
072397	0002	05/31/2018	A	HS Stu. Milk	03	006	1514	0000	000000	100	32.50
072397	0007	05/31/2018	A	Jr. Hi. Stu Milk	03	006	1514	0000	000000	200	6.50
072397	0012	05/31/2018	A	Eastern Stu. Milk	03	006	1514	0000	000000	300	5.00
072397	0017	05/31/2018	A	Central Stu. Milk	03	006	1514	0000	000000	400	1.50
072397	0022	05/31/2018	A	Western Stu. Milk	03	006	1514	0000	000000	500	10.50
072398	0002	05/31/2018	A	HS Stu. Milk	03	006	1514	0000	000000	100	1.50
072398	0007	05/31/2018	A	Jr. Hi. Stu Milk	03	006	1514	0000	000000	200	4.50
072398	0012	05/31/2018	A	Eastern Stu. Milk	03	006	1514	0000	000000	300	0.00
072398	0017	05/31/2018	A	Central Stu. Milk	03	006	1514	0000	000000	400	1.00
072398	0022	05/31/2018	A	Western Stu. Milk	03	006	1514	0000	000000	500	2.50
072399	0002	05/31/2018	A	HS Stu. Milk	03	006	1514	0000	000000	100	32.50-
072399	0007	05/31/2018	A	Jr. Hi. Stu Milk	03	006	1514	0000	000000	200	6.50-
072399	0012	05/31/2018	A	Eastern Stu. Milk	03	006	1514	0000	000000	300	5.00-
072399	0017	05/31/2018	A	Central Stu. Milk	03	006	1514	0000	000000	400	1.50-
072399	0022	05/31/2018	A	Western Stu. Milk	03	006	1514	0000	000000	500	10.50-
072400	0002	05/31/2018	A	HS Stu. Milk	03	006	1514	0000	000000	100	32.50
072400	0007	05/31/2018	A	Jr. Hi. Stu Milk	03	006	1514	0000	000000	200	6.50

STATUS (STS) CODES:

A-RECEIPT B-REFUND OF RECEIPT V-VOID REFUND OF RECEIPT X-REDUCTION OF EXPENDITURE
 C-APPROPRIATION OR BUDGET MODIFICATIONS D-EXPENSE/SUPPLIES DISTRIBUTION F-FUND TO FUND TRANSFER

TRANS NO	ITEM NO	TRANS DATE	STS	DESCRIPTION OR SOURCE	TI	FUND	RCPT	SPCC	SUBJ	OPU	TRANS AMOUNT
072400	0012	05/31/2018	A	Eastern Stu. Milk	03	006	1514	0000	000000	300	5.00
072400	0017	05/31/2018	A	Central Stu. Milk	03	006	1514	0000	000000	400	1.50
072400	0022	05/31/2018	A	Western Stu. Milk	03	006	1514	0000	000000	500	10.50
RCPT CODE SUB-TOTAL:											253.00
072244	0004	05/04/2018	A	HS Adult Ala Carte	03	006	1523	0000	000000	100	142.00
072244	0009	05/04/2018	A	Jr. Hi Adult Ala Carte	03	006	1523	0000	000000	200	18.25
072244	0014	05/04/2018	A	Eastern Adult Ala Carte	03	006	1523	0000	000000	300	47.00
072244	0019	05/04/2018	A	Central Adult Ala Carte	03	006	1523	0000	000000	400	21.50
072244	0024	05/04/2018	A	Western Adult Ala Carte	03	006	1523	0000	000000	500	7.50
072267	0004	05/11/2018	A	HS Adult Ala Carte	03	006	1523	0000	000000	100	71.75
072267	0009	05/11/2018	A	Jr. Hi Adult Ala Carte	03	006	1523	0000	000000	200	10.50
072267	0014	05/11/2018	A	Eastern Adult Ala Carte	03	006	1523	0000	000000	300	21.75
072267	0019	05/11/2018	A	Central Adult Ala Carte	03	006	1523	0000	000000	400	10.25
072267	0024	05/11/2018	A	Western Adult Ala Carte	03	006	1523	0000	000000	500	9.00
072335	0004	05/18/2018	A	HS Adult Ala Carte	03	006	1523	0000	000000	100	113.55
072335	0009	05/18/2018	A	Jr. Hi Adult Ala Carte	03	006	1523	0000	000000	200	20.25
072335	0014	05/18/2018	A	Eastern Adult Ala Carte	03	006	1523	0000	000000	300	42.00
072335	0019	05/18/2018	A	Central Adult Ala Carte	03	006	1523	0000	000000	400	15.75
072335	0024	05/18/2018	A	Western Adult Ala Carte	03	006	1523	0000	000000	500	57.50
072397	0004	05/31/2018	A	HS Adult Ala Carte	03	006	1523	0000	000000	100	125.55
072397	0009	05/31/2018	A	Jr. Hi Adult Ala Carte	03	006	1523	0000	000000	200	27.00
072397	0014	05/31/2018	A	Eastern Adult Ala Carte	03	006	1523	0000	000000	300	34.40
072397	0019	05/31/2018	A	Central Adult Ala Carte	03	006	1523	0000	000000	400	32.05
072397	0024	05/31/2018	A	Western Adult Ala Carte	03	006	1523	0000	000000	500	16.25
072398	0004	05/31/2018	A	HS Adult Ala Carte	03	006	1523	0000	000000	100	19.45
072398	0009	05/31/2018	A	Jr. Hi Adult Ala Carte	03	006	1523	0000	000000	200	12.00
072398	0014	05/31/2018	A	Eastern Adult Ala Carte	03	006	1523	0000	000000	300	6.50
072398	0019	05/31/2018	A	Central Adult Ala Carte	03	006	1523	0000	000000	400	0.00
072398	0024	05/31/2018	A	Western Adult Ala Carte	03	006	1523	0000	000000	500	1.75
072399	0004	05/31/2018	A	HS Adult Ala Carte	03	006	1523	0000	000000	100	125.55-
072399	0009	05/31/2018	A	Jr. Hi Adult Ala Carte	03	006	1523	0000	000000	200	27.00-
072399	0014	05/31/2018	A	Eastern Adult Ala Carte	03	006	1523	0000	000000	300	34.40-
072399	0019	05/31/2018	A	Central Adult Ala Carte	03	006	1523	0000	000000	400	32.05-
072399	0024	05/31/2018	A	Western Adult Ala Carte	03	006	1523	0000	000000	500	16.25-
072400	0004	05/31/2018	A	HS Adult Ala Carte	03	006	1523	0000	000000	100	125.55
072400	0009	05/31/2018	A	Jr. Hi Adult Ala Carte	03	006	1523	0000	000000	200	27.00
072400	0014	05/31/2018	A	Eastern Adult Ala Carte	03	006	1523	0000	000000	300	34.40
072400	0019	05/31/2018	A	Central Adult Ala Carte	03	006	1523	0000	000000	400	32.05
072400	0024	05/31/2018	A	Western Adult Ala Carte	03	006	1523	0000	000000	500	16.25
RCPT CODE SUB-TOTAL:											883.50

STATUS (STS) CODES:
 A-RECEIPT B-REFUND OF RECEIPT V-VOID REFUND OF RECEIPT X-REDUCTION OF EXPENDITURE
 C-APPROPRIATION OR BUDGET MODIFICATIONS D-EXPENSE/SUPPLIES DISTRIBUTION F-FUND TO FUND TRANSFER

TRANS NO	ITEM NO	TRANS DATE	STS	DESCRIPTION OR SOURCE	TI	FUND	RCPT	SPCC	SUBJ	OPU	TRANS AMOUNT
072310	0001	05/22/2018	A	Federal Reimb Lunch High	03	006	4120	0000	000000	100	5,333.70
072310	0002	05/22/2018	A	Federal Reimb Lunch Jr High	03	006	4120	0000	000000	200	3,732.19
072310	0003	05/22/2018	A	Federal Reimb Lunch Central	03	006	4120	0000	000000	400	4,680.49
072310	0004	05/22/2018	A	Federal Reimb Lunch East	03	006	4120	0000	000000	300	5,907.62
072310	0005	05/22/2018	A	Federal Reimb Lunch Western	03	006	4120	0000	000000	500	3,099.18
072310	0006	05/22/2018	A	Fed Reimb Breakfast - High	03	006	4120	0000	000000	100	392.55
072310	0007	05/22/2018	A	Federal Reimb Breakfast - Jr H	03	006	4120	0000	000000	200	508.13
072310	0008	05/22/2018	A	Federal Reimb Break - Central	03	006	4120	0000	000000	400	629.51
072310	0009	05/22/2018	A	Federal Reimb Break - East	03	006	4120	0000	000000	300	1,194.08
072310	0010	05/22/2018	A	Federal Reimb Break - Western	03	006	4120	0000	000000	500	568.64
072310	0011	05/22/2018	A	Preschool Milk - Western	03	006	4120	1280	000000	500	58.73
072315	0001	05/22/2018	A	Federal Reimb Lunch High	03	006	4120	0000	000000	100	7,468.67
072315	0002	05/22/2018	A	Federal Reimb Lunch Jr High	03	006	4120	0000	000000	200	5,192.38
072315	0003	05/22/2018	A	Federal Reimb Lunch Central	03	006	4120	0000	000000	400	6,742.56
072315	0004	05/22/2018	A	Federal Reimb Lunch East	03	006	4120	0000	000000	300	8,288.92
072315	0005	05/22/2018	A	Federal Reimb Lunch Western	03	006	4120	0000	000000	500	4,430.43
072315	0006	05/22/2018	A	Fed Reimb Breakfast - High	03	006	4120	0000	000000	100	580.20
072315	0007	05/22/2018	A	Federal Reimb Breakfast - Jr H	03	006	4120	0000	000000	200	478.27
072315	0008	05/22/2018	A	Federal Reimb Break - Central	03	006	4120	0000	000000	400	866.30
072315	0009	05/22/2018	A	Federal Reimb Break - East	03	006	4120	0000	000000	300	1,496.03
072315	0010	05/22/2018	A	Federal Reimb Break - Western	03	006	4120	0000	000000	500	818.82
072315	0011	05/22/2018	A	Preschool Milk - Western	03	006	4120	1280	000000	500	62.12
RCPT CODE SUB-TOTAL:											62,729.52
FUND CODE SUB-TOTAL:											95,088.94
072402	0005	05/31/2018	A	Richland Bank Interest	03	007	1410	9100	000000	000	13.39
RCPT CODE SUB-TOTAL:											13.39
072207	0001	05/01/2018	A	LMAS donation	03	007	1820	9100	000000	000	100.00
RCPT CODE SUB-TOTAL:											100.00
FUND CODE SUB-TOTAL:											113.39
072402	0003	05/31/2018	A	Richland Bank Interest	03	007	1410	9800	000000	000	12.28
RCPT CODE SUB-TOTAL:											12.28
FUND CODE SUB-TOTAL:											12.28

STATUS (STS) CODES:

A-RECEIPT B-REFUND OF RECEIPT V-VOID REFUND OF RECEIPT X-REDUCTION OF EXPENDITURE
 C-APPROPRIATION OR BUDGET MODIFICATIONS D-EXPENSE/SUPPLIES DISTRIBUTION F-FUND TO FUND TRANSFER

TRANS NO	ITEM NO	TRANS DATE	STS	DESCRIPTION OR SOURCE	TI	FUND	RCPT	SPCC	SUBJ	OPU	TRANS AMOUNT
072229	0001	05/04/2018	A	Ohio Pyle commission	03	018	1690	9100	000000	000	24.50
072240	0001	05/08/2018	A	MD coffee service	03	018	1690	9100	000000	000	30.00
RCPT CODE SUB-TOTAL#											54.50
FUND CODE SUB-TOTAL#											54.50
072290	0001	05/15/2018	A	JH school fees princ acct	03	018	1620	9200	000000	000	14.00
072330	0002	05/21/2018	A	JH fees princ acct	03	018	1620	9200	000000	000	14.00
072348	0001	05/23/2018	A	JH school fees	03	018	1620	9200	000000	000	14.00
072365	0001	05/25/2018	A	JH school fees	03	018	1620	9200	000000	000	28.00
072391	0002	05/30/2018	A	JH fees princ acct	03	018	1620	9200	000000	000	49.00
RCPT CODE SUB-TOTAL#											119.00
FUND CODE SUB-TOTAL#											119.00
072234	0002	05/04/2018	A	Kona Truck	03	018	1820	9300	000000	000	285.95
072311	0001	05/16/2018	A	6th gr promotion money	03	018	1820	9300	000000	000	2,281.00
072364	0001	05/24/2018	A	6th gr promotion	03	018	1820	9300	000000	000	128.00
072369	0001	05/25/2018	A	Yearbook sales	03	018	1820	9300	000000	000	389.00
072387	0001	05/29/2018	A	Kona revenue	03	018	1820	9300	000000	000	232.75
072390	0001	05/30/2018	A	Marco Photo commission	03	018	1820	9300	000000	000	222.68
RCPT CODE SUB-TOTAL#											3,539.38
FUND CODE SUB-TOTAL#											3,539.38
072252	0001	05/08/2018	A	Eastern Bookfair	03	018	1690	9301	000000	300	1,270.92
072258	0001	05/09/2018	A	Eastern Bookfair	03	018	1690	9301	000000	300	712.98
072265	0001	05/10/2018	A	Eastern Bookfair	03	018	1690	9301	000000	300	1,638.67
072274	0001	05/14/2018	A	Eastern Bookfair	03	018	1690	9301	000000	300	1,635.33
RCPT CODE SUB-TOTAL#											5,257.90
FUND CODE SUB-TOTAL#											5,257.90
072209	0002	05/01/2018	A	Fieldtrip money	03	018	1630	9400	000000	000	74.00
072220	0001	05/02/2018	A	Filedtrip money	03	018	1630	9400	000000	000	46.00
072224	0001	05/03/2018	A	Fieldtrip money	03	018	1630	9400	000000	000	58.00

STATUS (STS) CODES:
 A-RECEIPT B-REFUND OF RECEIPT V-VOID REFUND OF RECEIPT X-REDUCTION OF EXPENDITURE
 C-APPROPRIATION OR BUDGET MODIFICATIONS D-EXPENSE/SUPPLIES DISTRIBUTION F-FUND TO FUND TRANSFER

TRANS NO	ITEM NO	TRANS DATE	STS	DESCRIPTION OR SOURCE	TI	FUND	RCPT	SPCC	SUBJ	OPU	TRANS AMOUNT
072238	0001	05/04/2018	A	Fieldtrip money	03	018	1630	9400	000000	000	62.00
072251	0002	05/08/2018	A	Central school fees princ acct	03	018	1630	9400	000000	000	2.00
072251	0003	05/08/2018	A	Fieldtrip money	03	018	1630	9400	000000	000	30.00
072261	0001	05/10/2018	A	Central fees princ acct	03	018	1630	9400	000000	000	2.00
072261	0002	05/10/2018	A	Fieldtrip money	03	018	1630	9400	000000	000	12.00
072285	0001	05/15/2018	A	Fieldtrip money	03	018	1630	9400	000000	000	80.00
072323	0002	05/17/2018	A	Central fees princ acct	03	018	1630	9400	000000	000	8.00
072336	0003	05/18/2018	A	Yearbook sale	03	018	1630	9400	000000	000	6.00
072360	0001	05/24/2018	A	Collection for South Sudan	03	018	1630	9400	000000	000	277.00
072362	0001	05/24/2018	A	Yearbook sales	03	018	1630	9400	000000	000	96.00
072379	0001	05/25/2018	A	Central fees princ acct	03	018	1630	9400	000000	000	2.00
072388	0003	05/29/2018	A	Central fees princ acct	03	018	1630	9400	000000	000	4.00
RCPT CODE SUB-TOTAL:											759.00
072361	0002	05/24/2018	A	Marco Photo commission	03	018	1690	9400	000000	000	139.08
RCPT CODE SUB-TOTAL:											139.08
FUND CODE SUB-TOTAL:											898.08
072209	0001	05/01/2018	A	Lost library book	03	018	1890	9401	000000	000	10.00
072226	0001	05/03/2018	A	Central bookfair	03	018	1890	9401	000000	000	1,134.13
072323	0003	05/17/2018	A	lost library book	03	018	1890	9401	000000	000	17.00
072336	0002	05/18/2018	A	Lost library book	03	018	1890	9401	000000	000	5.00
072388	0001	05/29/2018	A	Library fine	03	018	1890	9401	000000	000	16.00
RCPT CODE SUB-TOTAL:											1,182.13
FUND CODE SUB-TOTAL:											1,182.13
072225	0001	05/03/2018	A	Art show proceeds	03	018	1690	9402	000000	000	1,375.00
072238	0002	05/04/2018	A	Art show proceeds	03	018	1690	9402	000000	000	25.00
072361	0001	05/24/2018	A	Library book fine	03	018	1690	9402	000000	000	10.00
072379	0003	05/25/2018	A	Lost library book	03	018	1690	9402	000000	000	5.00
RCPT CODE SUB-TOTAL:											1,415.00
FUND CODE SUB-TOTAL:											1,415.00
072235	0001	05/04/2018	A	Fieldtrip money	03	018	1630	9500	000000	000	536.00

STATUS (STS) CODES:

A-RECEIPT B-REFUND OF RECEIPT V-VOID REFUND OF RECEIPT X-REDUCTION OF EXPENDITURE
 C-APPROPRIATION OR BUDGET MODIFICATIONS D-EXPENSE/SUPPLIES DISTRIBUTION F-FUND TO FUND TRANSFER

TRANS NO	ITEM NO	TRANS DATE	STS	DESCRIPTION OR SOURCE	TI	FUND	RCPT	SPCC	SUBJ	OPU	TRANS AMOUNT
072243	0001	05/08/2018	A	Kroger proceeds	03	018	1630	9500	000000	000	336.04
072259	0001	05/10/2018	A	Fieldtrip money	03	018	1630	9500	000000	000	73.00
072260	0001	05/11/2018	A	Fieldtrip money	03	018	1630	9500	000000	000	420.00
072269	0001	05/11/2018	A	Fieldtrip money	03	018	1630	9500	000000	000	68.00
072288	0001	05/15/2018	A	Denim Day donation	03	018	1630	9500	000000	000	65.00
072289	0001	05/15/2018	A	Fieldtrip money	03	018	1630	9500	000000	000	40.00
072295	0001	05/15/2018	A	Fieldtrip money	03	018	1630	9500	000000	000	10.00
072317	0001	05/17/2018	A	Fieldtrip money	03	018	1630	9500	000000	000	12.00
072329	0001	05/18/2018	A	Fieldtrip money	03	018	1630	9500	000000	000	6.00
072332	0001	05/21/2018	A	Commission from pictures	03	018	1630	9500	000000	000	139.84
072378	0002	05/23/2018	A	Western fees princ acct	03	018	1630	9500	000000	000	10.00
072380	0002	05/24/2018	A	Western fees princ acct	03	018	1630	9500	000000	000	10.00
RCPT CODE SUB-TOTAL:											1,725.88
FUND CODE SUB-TOTAL:											1,725.88
072217	0001	05/02/2018	A	Western Book Fair	03	018	1890	9501	000000	000	1,047.99
072218	0001	05/02/2018	A	Box top check	03	018	1890	9501	000000	000	193.30
072341	0001	05/22/2018	A	Library book fines	03	018	1890	9501	000000	000	55.00
RCPT CODE SUB-TOTAL:											1,296.29
FUND CODE SUB-TOTAL:											1,296.29
072219	0001	05/02/2018	A	Art show proceeds	03	018	1690	9503	000000	000	2,355.00
072237	0001	05/04/2018	A	Art show proceeds	03	018	1690	9503	000000	000	25.00
072260	0001	05/10/2018	A	Fundraiser purchase	03	018	1690	9503	000000	000	50.00
072318	0001	05/17/2018	A	Art fundraiser	03	018	1690	9503	000000	000	25.00
RCPT CODE SUB-TOTAL:											2,455.00
FUND CODE SUB-TOTAL:											2,455.00
072256	0003	05/09/2018	A	PTO Recycling-Central	03	019	1890	9121	000000	000	11.49
072331	0003	05/18/2018	A	PTO Recycling-Central	03	019	1890	9121	000000	000	3.75
RCPT CODE SUB-TOTAL:											15.24
FUND CODE SUB-TOTAL:											15.24

STATUS (STS) CODES:
 A-RECEIPT B-REFUND OF RECEIPT V-VOID REFUND OF RECEIPT X-REDUCTION OF EXPENDITURE
 C-APPROPRIATION OR BUDGET MODIFICATIONS D-EXPENSE/SUPPLIES DISTRIBUTION F-FUND TO FUND TRANSFER

TRANS NO	ITEM NO	TRANS DATE	STS	DESCRIPTION OR SOURCE	TL	FUND	RCPT	SPCC	SUBJ	OPU	TRANS AMOUNT
072256	0001	05/09/2018	A	PTO Recycling-Eastern	03	019	1890	9122	000000	000	11.49
072331	0001	05/18/2018	A	PTO Recycling-Eastern	03	019	1890	9122	000000	000	3.74
RCPT CODE SUB-TOTAL:											15.23
FUND CODE SUB-TOTAL:											15.23
072256	0002	05/09/2018	A	PTO Recycling-Western	03	019	1890	9123	000000	000	11.50
072331	0002	05/18/2018	A	PTO Recycling-Western	03	019	1890	9123	000000	000	3.75
RCPT CODE SUB-TOTAL:											15.25
FUND CODE SUB-TOTAL:											15.25
072276	0001	05/14/2018	A	Baseball Sect Tour adm 5/11	03	022	1615	9601	000000	000	816.00
072322	0001	05/17/2018	A	Girls Dist Soft Tourn adm 5/15	03	022	1615	9601	000000	000	2,052.00
072353	0001	05/17/2018	A	Custodial cost tourn	03	022	1615	9601	000000	000	166.54
072324	0001	05/18/2018	A	Softball Tourn adm 5/16	03	022	1615	9601	000000	000	884.00
072376	0001	05/25/2018	A	Reg Track Tourn adm 5/26	03	022	1615	9601	000000	000	10,724.00
072375	0001	05/29/2018	A	Reg Track Tourn adm 5/26	03	022	1615	9601	000000	000	9,611.00
RCPT CODE SUB-TOTAL:											23,920.46
072382	0001	05/29/2018	A	Reg Track Tourn Program sales	03	022	1625	9601	000000	000	904.00
RCPT CODE SUB-TOTAL:											904.00
072377	0001	05/29/2018	A	Regional Track Tshirt sales	03	022	1690	9601	000000	000	6,181.00
RCPT CODE SUB-TOTAL:											6,181.00
FUND CODE SUB-TOTAL:											31,005.46
072402	0002	05/31/2018	A	Richland Bank Int. 024	03	024	1410	0000	000000	000	1,719.34
RCPT CODE SUB-TOTAL:											1,719.34
072279	0001	05/14/2018	A	Zupan May cobra	03	024	1872	0000	000000	000	943.10
072298	0001	05/16/2018	A	Heck May cobra	03	024	1872	0000	000000	000	2,067.90
072303	0001	05/18/2018	A	Employees' Premiums May	03	024	1872	0000	000000	000	66,108.64
072304	0001	05/18/2018	A	Board's Premiums May	03	024	1872	0000	000000	000	362,278.74

STATUS (STS) CODES:

A-RECEIPT B-REFUND OF RECEIPT V-VOID REFUND OF RECEIPT X-REDUCTION OF EXPENDITURE
 C-APPROPRIATION OR BUDGET MODIFICATIONS D-EXPENSE/SUPPLIES DISTRIBUTION F-FUND TO FUND TRANSFER

TRANS NO	ITEM NO	TRANS DATE	STS	DESCRIPTION OR SOURCE	TI	FUND	RCPT	SPCC	SUBJ	OPU	TRANS AMOUNT
RCPT CODE SUB-TOTAL:											431,398.38
FUND CODE SUB-TOTAL:											433,117.72
072239	0001	05/08/2018	A	Prom ticket sales	03	200	1620	9104	000000	000	30.00
RCPT CODE SUB-TOTAL:											30.00
FUND CODE SUB-TOTAL:											30.00
072282	0001	05/14/2018	A	Spanish Club dues	03	200	1630	9107	000000	000	15.00
072314	0001	05/17/2018	A	Spanish club dues	03	200	1630	9107	000000	000	5.00
RCPT CODE SUB-TOTAL:											20.00
FUND CODE SUB-TOTAL:											20.00
072215	0001	05/02/2018	A	Prom ticket sales	03	200	1620	9114	000000	000	100.00
072216	0001	05/02/2018	A	Cocoa Cart donations	03	200	1620	9114	000000	000	69.50
072232	0001	05/04/2018	A	Prom ticket sales	03	200	1620	9114	000000	000	150.00
072337	0001	05/22/2018	A	Yearbook sales	03	200	1620	9114	000000	000	130.00
RCPT CODE SUB-TOTAL:											449.50
072271	0001	05/11/2018	A	Donations for food - prom	03	200	1690	9114	000000	000	28.00
RCPT CODE SUB-TOTAL:											28.00
FUND CODE SUB-TOTAL:											477.50
072212	0001	05/02/2018	A	Yearbook sales	03	200	1620	9119	000000	000	590.00
072233	0001	05/04/2018	A	Yearbook sales	03	200	1620	9119	000000	000	130.00
072316	0001	05/17/2018	A	Yearbook sales	03	200	1620	9119	000000	000	130.00
072325	0001	05/18/2018	A	Yearbook sales	03	200	1620	9119	000000	000	130.00
072383	0001	05/29/2018	A	Yearbook sales	03	200	1620	9119	000000	000	75.00
RCPT CODE SUB-TOTAL:											1,055.00
FUND CODE SUB-TOTAL:											1,055.00

STATUS (STS) CODES:

A-RECEIPT B-REFUND OF RECEIPT V-VOID REFUND OF RECEIPT X-REDUCTION OF EXPENDITURE
 C-APPROPRIATION OR BUDGET MODIFICATIONS D-EXPENSE/SUPPLIES DISTRIBUTION F-FUND TO FUND TRANSFER

TRANS NO	ITEM NO	TRANS DATE	STS	DESCRIPTION OR SOURCE	TI	FUND	RCPT	SPCC	SUBJ	OPU	TRANS AMOUNT	
072266	0001	05/25/2018	A	Student Council fundraiser	03	200	1690	9204	000000	000	135.50	
											RCPT CODE SUB-TOTAL:	135.50
											FUND CODE SUB-TOTAL:	135.50
072208	0001	05/01/2018	A	Pennies for Patients fundraise	03	200	1690	9612	000000	000	426.10	
072211	0001	05/02/2018	A	JH milliron	03	200	1690	9612	000000	000	20.88	
072278	0002	05/14/2018	A	Milliron -JH Informed teens	03	200	1690	9612	000000	000	19.32	
											RCPT CODE SUB-TOTAL:	466.30
											FUND CODE SUB-TOTAL:	466.30
072281	0001	05/14/2018	A	Jazz Band Dinner Dance tickets	03	300	1690	9115	000000	000	70.00	
											RCPT CODE SUB-TOTAL:	70.00
											FUND CODE SUB-TOTAL:	70.00
072273	0001	05/11/2018	A	PE vending	03	300	1620	9206	000000	000	120.00	
											RCPT CODE SUB-TOTAL:	120.00
											FUND CODE SUB-TOTAL:	120.00
072275	0001	05/14/2018	A	HS OCC amd 5/11	03	300	1610	9600	000000	712	3,266.00	
072374	0001	05/29/2018	A	Boys BB State ticket sales	03	300	1610	9600	000000	709	7,373.45	
072404	0001	05/29/2018	A	Boys BB State ticket sales	03	300	1610	9600	000000	709	7,373.45	
072404	0002	05/29/2018	A	Boys BB State ticket sales	03	300	1610	9600	000000	709	7,373.15	
											RCPT CODE SUB-TOTAL:	10,639.15
072223	0001	05/03/2018	A	BoysBB state ticket reimb	03	300	1690	9600	000000	000	40.00	
072297	0001	05/15/2018	A	2017/18 Program sponsor	03	300	1690	9600	000000	000	424.45	
											RCPT CODE SUB-TOTAL:	464.45
072221	0001	05/03/2018	A	Girls BB camp regis	03	300	1890	9600	000000	708	60.00	
072222	0001	05/03/2018	A	Volleyball camp regis	03	300	1890	9600	000000	702	80.00	

STATUS (STS) CODES:

A-RECEIPT B-REFUND OF RECEIPT V-VOID REFUND OF RECEIPT X-REDUCTION OF EXPENDITURE
 C-APPROPRIATION OR BUDGET MODIFICATIONS D-EXPENSE/SUPPLIES DISTRIBUTION F-FUND TO FUND TRANSFER

TRANS NO	ITEM NO	TRANS DATE	STS	DESCRIPTION OR SOURCE	TI	FUND	RCPT	SPCC	SUBJ	OPU	TRANS AMOUNT
072248	0001	05/08/2018	A	Boys Tennis Invite	03	300	1890	9600	000000	711	200.00
072249	0001	05/08/2018	A	JH OCC Track meet	03	300	1890	9600	000000	712	96.00
072250	0001	05/08/2018	A	JH OCC Track meet	03	300	1890	9600	000000	712	1,700.00
072253	0001	05/08/2018	A	VB Camp registration	03	300	1890	9600	000000	702	40.00
072262	0001	05/10/2018	A	Girls BB camp registration	03	300	1890	9600	000000	708	60.00
072263	0001	05/10/2018	A	VB camp registration	03	300	1890	9600	000000	702	40.00
072264	0001	05/10/2018	A	2018 Boys Tennis invite	03	300	1890	9600	000000	711	200.00
072277	0001	05/14/2018	A	OCC Track program sales	03	300	1890	9600	000000	712	156.00
072283	0001	05/14/2018	A	VB camp registration	03	300	1890	9600	000000	702	80.00
072284	0001	05/14/2018	A	Girls BB camp registration	03	300	1890	9600	000000	702	30.00
072286	0001	05/15/2018	A	VB Camp registration	03	300	1890	9600	000000	702	165.00
072292	0001	05/15/2018	A	Swim Invite entry fee	03	300	1890	9600	000000	709	130.00
072293	0001	05/15/2018	A	Boys BB camp registration	03	300	1890	9600	000000	707	30.00
072294	0001	05/15/2018	A	2018 Boys Tennis Invite	03	300	1890	9600	000000	711	200.00
072300	0001	05/16/2018	A	VB camp registration	03	300	1890	9600	000000	702	40.00
072301	0001	05/16/2018	A	Boys BB camp registration	03	300	1890	9600	000000	707	90.00
072302	0001	05/16/2018	A	Boys BB camp registration	03	300	1890	9600	000000	707	30.00
072302	0002	05/16/2018	A	VB camp registration	03	300	1890	9600	000000	702	30.00
072319	0001	05/17/2018	A	VB camp registration	03	300	1890	9600	000000	702	80.00
072320	0001	05/17/2018	A	Boys BB camp registration	03	300	1890	9600	000000	707	120.00
072333	0001	05/18/2018	A	VB Camp registration	03	300	1890	9600	000000	702	160.00
072334	0001	05/18/2018	A	Boys tennis invite fee	03	300	1890	9600	000000	711	400.00
072342	0001	05/22/2018	A	Boys BB camp registration	03	300	1890	9600	000000	708	90.00
072343	0001	05/22/2018	A	VB camp registration	03	300	1890	9600	000000	702	40.00
072344	0001	05/22/2018	A	VB camp registration	03	300	1890	9600	000000	702	200.00
072347	0001	05/23/2018	A	VB camp registration	03	300	1890	9600	000000	702	40.00
072359	0001	05/24/2018	A	VB Camp registration	03	300	1890	9600	000000	702	85.00
072370	0001	05/29/2018	A	VB Camp registration	03	300	1890	9600	000000	702	80.00
072371	0001	05/29/2018	A	VB Camp registration	03	300	1890	9600	000000	702	30.00
072372	0001	05/29/2018	A	2018 Track Invite entry	03	300	1890	9600	000000	712	200.00
072373	0001	05/29/2018	A	Boys Tennis Invite entry	03	300	1890	9600	000000	711	200.00
RCPT CODE SUB-TOTAL#											5,182.00
FUND CODE SUB-TOTAL#											16,285.60
072202	0001	05/04/2018	A	IDEA-B Revenue	03	516	4220	9018	000000	000	77,096.95
072306	0001	05/21/2018	A	IDEA-B Revenue	03	516	4220	9018	000000	000	13,528.43
RCPT CODE SUB-TOTAL#											90,615.38
FUND CODE SUB-TOTAL#											90,615.38

STATUS (STS) CODES:

A-RECEIPT B-REFUND OF RECEIPT V-VOID REFUND OF RECEIPT X-REDUCTION OF EXPENDITURE
 C-APPROPRIATION OR BUDGET MODIFICATIONS D-EXPENSE/SUPPLIES DISTRIBUTION F-FUND TO FUND TRANSFER

TRANS NO	ITEM NO	TRANS DATE	STS	DESCRIPTION OR SOURCE	TI	FUND	RCPT	SPCC	SUBJ	OPU	TRANS AMOUNT
072203	0001	05/04/2018	A	Title I Revenue	03	572	4220	9018	000000	000	26,594.02
072307	0001	05/21/2018	A	Title I Revenue	03	572	4220	9018	000000	000	10,246.02
RCPT CODE SUB-TOTAL:											36,840.04
FUND CODE SUB-TOTAL:											36,840.04
072205	0001	05/04/2018	A	IDEA ECSE Revenue	03	587	4220	9018	000000	000	176.92
RCPT CODE SUB-TOTAL:											176.92
FUND CODE SUB-TOTAL:											176.92
072204	0001	05/04/2018	A	Title II-A Revenue	03	590	4220	9018	000000	000	7,108.98
072305	0001	05/18/2018	A	Title II-A Revenue	03	590	4220	9018	000000	000	2,919.98
RCPT CODE SUB-TOTAL:											10,028.96
FUND CODE SUB-TOTAL:											10,028.96
072206	0001	05/04/2018	A	Title IV-A Revenue	03	599	4220	9018	000000	000	2,550.00
RCPT CODE SUB-TOTAL:											2,550.00
FUND CODE SUB-TOTAL:											2,550.00
GRAND TOTAL:											2,475,170.55

STATUS (STS) CODES:
 A-RECEIPT B-REFUND OF RECEIPT V-VOID REFUND OF RECEIPT X-REDUCTION OF EXPENDITURE
 C-APPROPRIATION OR BUDGET MODIFICATIONS D-EXPENSE/SUPPLIES DISTRIBUTION F-FUND TO FUND TRANSFER

LEXINGTON LOCAL SCHOOLS
 Revenue Account Summary
 SORTED BY FUND-SCC/ACCT

	FYTD Receivable	FYTD Actual Receipts	MTD Actual Receipts	YTD Actual Receipts	FYTD Balance Receivable	FYTD Percent Received
*****TOTAL FOR FUND-SCC 001 0000 (GENERAL FUND):	23,769,839.00	23,568,019.62	1,697,152.25	12,015,362.13	201,819.38	99.15
*****TOTAL FOR FUND-SCC 003 0000 (PERMANENT IMPROVEMENT FUND):	690,237.00	702,630.92	41,820.43	395,996.94	12,393.92	101.80
*****TOTAL FOR FUND-SCC 006 0000 (FOOD SERVICE FUND):	747,980.00	618,818.94	95,088.94	328,150.48	129,161.06	82.73
*****TOTAL FOR FUND-SCC 007 9100 (LEXINGTON MINUTEMEN ACADEMIC SCHOLARSHIP FUND):	1,326.00	6,023.13	113.39	1,995.97	4,697.13	454.23
*****TOTAL FOR FUND-SCC 007 9800 (TERRY McCAMMON SCHOLARSHIP FUND):	108.00	334.32	12.28	271.64	226.32	309.56
*****TOTAL FOR FUND-SCC 007 9801 (MINUTEMAN ALUMNI SCHOLARSHIP FUND):	13.00	0.00	0.00	0.00	13.00	0.00
*****TOTAL FOR FUND-SCC 018 9100 (HIGH SCHOOL PRINCIPAL'S FUND):	11,507.00	10,613.02	54.50	6,895.03	893.98	92.23
*****TOTAL FOR FUND-SCC 018 9200 (JUNIOR HIGH PRINCIPAL'S FUND):	7,012.00	5,232.79	119.00	481.75	1,779.21	74.63
*****TOTAL FOR FUND-SCC 018 9300 (EASTERN PRINCIPAL'S FUND):	10,568.00	9,609.19	3,539.38	3,980.57	958.81	90.93
*****TOTAL FOR FUND-SCC 018 9301 (EASTERN ELEMENTARY BOOKFAIR/BOXTOPS FUND):	3,743.00	6,539.40	5,257.90	6,539.40	2,796.40	174.71

*** NOTE!! ONLY ACTIVE ACCOUNTS HAVE BEEN SELECTED, TOTALS MAY EXCLUDE AMOUNTS THAT ARE RELATED TO INACTIVE ACCOUNTS. ***

LEXINGTON LOCAL SCHOOLS
 Revenue Account Summary
 SORTED BY FUND-SCC/ACCT

	FYTD Receivable	FYTD Actual Receipts	MTD Actual Receipts	YTD Actual Receipts	FYTD Balance Receivable	FYTD Percent Received
*****TOTAL FOR FUND-SCC 018 9302 (EASTERN ELEMENTARY MATH):	0.00	1,226.00	0.00	0.00	1,226.00	0.00
*****TOTAL FOR FUND-SCC 018 9400 (CENTRAL PRINCIPAL'S FUND):	6,698.00	5,612.31	898.08	3,850.17	1,085.69	83.79
*****TOTAL FOR FUND-SCC 018 9401 (CENTRAL ELEMENTARY BOOKFAIR FUND):	5,727.00	4,543.08	1,182.13	1,211.13	1,183.92	79.33
*****TOTAL FOR FUND-SCC 018 9402 (CENTRAL ELEMENTARY ART):	1,750.00	1,415.00	1,415.00	1,415.00	335.00	80.86
*****TOTAL FOR FUND-SCC 018 9500 (WESTERN PRINCIPAL'S FUND):	9,695.00	6,709.37	1,725.88	2,599.39	2,985.63	69.20
*****TOTAL FOR FUND-SCC 018 9501 (WESTERN ELEMENTARY BOOKFAIR/BOXTOPS FUND):	6,233.00	5,931.11	1,296.29	1,546.29	321.89	94.85
*****TOTAL FOR FUND-SCC 018 9503 (WESTERN ELEMENTARY ART):	1,900.00	2,455.00	2,455.00	2,455.00	555.00	129.21
*****TOTAL FOR FUND-SCC 019 9121 (CENTRAL ELEMENTARY PTO GRANTS):	2,500.00	1,152.75	15.24	61.49	1,347.25	46.11
*****TOTAL FOR FUND-SCC 019 9122 (EASTERN ELEMENTARY PTO GRANTS):	2,500.00	1,152.72	15.23	61.49	1,347.28	46.11
*****TOTAL FOR FUND-SCC 019 9123 (WESTERN ELEMENTARY PTO GRANTS):	2,500.00	1,152.73	15.25	61.52	1,347.27	46.11

*** NOTE!! ONLY ACTIVE ACCOUNTS HAVE BEEN SELECTED, TOTALS MAY EXCLUDE AMOUNTS THAT ARE RELATED TO INACTIVE ACCOUNTS. ***

LEXINGTON LOCAL SCHOOLS
 Revenue Account Summary
 SORTED BY FUND-SCC/ACCT

	FYTD Receivable	FYTD Actual Receipts	MTD Actual Receipts	YTD Actual Receipts	FYTD Balance Receivable	FYTD Percent Received
*****TOTAL FOR FUND-SCC 019 9208 (RICHLAND CO FOUND-BUILD A COMM OF READERS):	0.00	10.32-	0.00	10.32-	10.32	0.00
*****TOTAL FOR FUND-SCC 019 9209 (RICH CO FOUND-LEARN TO READ FOR A LIFETIME):	0.00	59.95-	0.00	59.95-	59.95	0.00
*****TOTAL FOR FUND-SCC 019 9210 (RICH CO FOUND-MULTI-SENS APPROACH TO LEARNING):	0.00	0.46-	0.00	0.46-	0.46	0.00
*****TOTAL FOR FUND-SCC 019 9211 (RICH CO FOUND-BEE AWARENESS):	0.00	17.58-	0.00	17.58-	17.58	0.00
*****TOTAL FOR FUND-SCC 019 9212 (RICH CO FOUND-DONT LET THE PIGEON STOP TALK):	0.00	19.17-	0.00	19.17-	19.17	0.00
*****TOTAL FOR FUND-SCC 019 9213 (RICH CO FOUND-BRAIN GAMES 5.0):	1,500.00	1,500.00	0.00	0.00	0.00	100.00
*****TOTAL FOR FUND-SCC 019 9214 (RICH CO FOUND-TALKING SENSE TO OUR NUMBERS):	1,269.63	1,269.63	0.00	0.00	0.00	100.00
*****TOTAL FOR FUND-SCC 019 9215 (RICH CO FOUND-SEE THE CIVILIZATION):	117.55	117.55	0.00	0.00	0.00	100.00
*****TOTAL FOR FUND-SCC 019 9216 (RICH CO FOUND-SCIENCE OLYMPIAD):	1,500.00	1,500.00	0.00	0.00	0.00	100.00
*****TOTAL FOR FUND-SCC 019 9217 (RICH CO FOUND-KICK BACK WITH CLASSICS):	902.25	902.25	0.00	0.00	0.00	100.00

*** NOTE!! ONLY ACTIVE ACCOUNTS HAVE BEEN SELECTED, TOTALS MAY EXCLUDE AMOUNTS THAT ARE RELATED TO INACTIVE ACCOUNTS. ***

LEXINGTON LOCAL SCHOOLS
 Revenue Account Summary
 SORTED BY FUND-SCC/ACCT

	FYTD Receivable	FYTD Actual Receipts	MTD Actual Receipts	YTD Actual Receipts	FYTD Balance Receivable	FYTD Percent Received
****TOTAL FOR FUND-SCC 019 9301 (RICH CO FOUND/SECO ROBOTICS GRANT (HEIMANN)):	15,500.00	15,500.00	0.00	15,500.00	0.00	100.00
****TOTAL FOR FUND-SCC 019 9502 (RICHLAND CO HMG SENSORY GRANT):	2,000.00	0.00	0.00	0.00	2,000.00	0.00
****TOTAL FOR FUND-SCC 022 9601 (OHCAA TOURNAMENT AGENCY FUND):	69,861.00	79,155.02	31,005.46	58,217.21	9,294.02-	113.30
****TOTAL FOR FUND-SCC 024 0000 (EMPLOYEE BENEFITS FUND FOR MEDICAL/DENTAL):	4,642,706.00	4,489,008.51	433,117.72	2,155,526.60	153,777.49	96.69
****TOTAL FOR FUND-SCC 200 9102 (HIGH SCHOOL DRAMA CLUB):	30,258.00	15,892.50	0.00	15,842.50	14,365.50	52.52
****TOTAL FOR FUND-SCC 200 9104 (HIGH SCHOOL LEADERSHIP COUNCIL):	2,806.00	3,712.00	30.00	430.00	906.00-	132.29
****TOTAL FOR FUND-SCC 200 9105 (HIGH SCHOOL FRENCH CLUB):	240.00	184.00	0.00	0.00	56.00	76.67
****TOTAL FOR FUND-SCC 200 9107 (HIGH SCHOOL SPANISH CLUB):	790.00	400.00	20.00	170.00	390.00	50.63
****TOTAL FOR FUND-SCC 200 9108 (HIGH SCHOOL LEO CLUB):	1,537.00	919.99	0.00	109.65	637.01	59.09
****TOTAL FOR FUND-SCC 200 9114 (HIGH SCHOOL STUDENT COUNCIL FUND):	872.00	937.50	477.50	477.50	85.50-	109.81

*** NOTE!! ONLY ACTIVE ACCOUNTS HAVE BEEN SELECTED, TOTALS MAY EXCLUDE AMOUNTS THAT ARE RELATED TO INACTIVE ACCOUNTS. ***

LEXINGTON LOCAL SCHOOLS
 Revenue Account Summary
 SORTED BY FUND-SCC/ACCT

	FYTD Receivable	FYTD Actual Receipts	MTD Actual Receipts	YTD Actual Receipts	FYTD Balance Receivable	FYTD Percent Received
*****TOTAL FOR FUND-SCC 200 9115 (HIGH SCHOOL KEY CLUB):	366.00	436.00	0.00	36.00	70.00-	119.13
*****TOTAL FOR FUND-SCC 200 9116 (HIGH SCHOOL CHESS CLUB):	50.00	0.00	0.00	0.00	50.00	0.00
*****TOTAL FOR FUND-SCC 200 9119 (HIGH SCHOOL YEARBOOK FUND):	18,754.00	12,862.73	1,055.00	4,325.00	5,891.27	68.59
*****TOTAL FOR FUND-SCC 200 9121 (HIGH SCHOOL NATIONAL HONOR SOCIETY):	2,766.00	1,390.00	0.00	0.00	1,376.00	50.25
*****TOTAL FOR FUND-SCC 200 9201 (JUNIOR HIGH ART CLUB):	276.00	95.50	0.00	0.00	180.50	34.60
*****TOTAL FOR FUND-SCC 200 9204 (JUNIOR HIGH STUDENT COUNCIL FUND):	721.00	1,686.00	135.50	542.50	965.00-	233.84
*****TOTAL FOR FUND-SCC 200 9205 (JUNIOR HIGH LIBRARY CLUB):	554.00	553.50-	0.00	0.00	1,107.50	99.91-
*****TOTAL FOR FUND-SCC 200 9301 (EASTERN ELEMENTARY STUDENT ACTIVITY FUND):	2,445.00	2,224.68	0.00	1,395.06	220.32	90.99
*****TOTAL FOR FUND-SCC 200 9611 (HIGH SCHOOL INFORMED TEENS FUND):	1,546.00	1,402.00	0.00	0.00	144.00	90.69
*****TOTAL FOR FUND-SCC 200 9612 (JUNIOR HIGH INFORMED TEENS FUND):	484.00	697.76	466.30	537.76	213.76-	144.17

*** NOTE!! ONLY ACTIVE ACCOUNTS HAVE BEEN SELECTED, TOTALS MAY EXCLUDE AMOUNTS THAT ARE RELATED TO INACTIVE ACCOUNTS. ***

	FYTD Receivable	FYTD Actual Receipts	MTD Actual Receipts	YTD Actual Receipts	FYTD Balance Receivable	FYTD Percent Received
*****TOTAL FOR FUND-SCC 300 9115 (JAZZ BAND):	2,438.00	528.00	70.00	528.00	1,910.00	21.66
*****TOTAL FOR FUND-SCC 300 9116 (CHOIR):	50.00	200.00	0.00	0.00	150.00	400.00
*****TOTAL FOR FUND-SCC 300 9206 (JUNIOR HIGH PHYS ED DEPARTMENT FUND):	2,640.00	2,910.00	120.00	1,320.00	270.00	110.23
*****TOTAL FOR FUND-SCC 300 9600 (ATHLETIC FUND):	240,000.00	222,349.88	16,285.60	60,365.86	17,650.12	92.65
*****TOTAL FOR FUND-SCC 300 9601 (ATHLETIC CAPITAL FUND):	0.00	13,000.00	0.00	0.00	13,000.00	0.00
*****TOTAL FOR FUND-SCC 300 9603 (ELEMENTARY MUSIC):	223.00	276.00	0.00	276.00	53.00	123.77
*****TOTAL FOR FUND-SCC 451 9018 (Network Connectivity FY 2018):	9,000.00	9,000.00	0.00	4,500.00	0.00	100.00
*****TOTAL FOR FUND-SCC 516 9017 (IDEA-B SPECIAL EDUCATION FY17):	114,221.06	59,949.37	0.00	0.00	54,271.69	52.49
*****TOTAL FOR FUND-SCC 516 9018 (IDEA-B SPECIAL EDUCATION FY18):	427,333.82	366,069.90	90,615.38	240,895.30	61,263.92	85.66
*****TOTAL FOR FUND-SCC 572 9017 (TITLE I FY17):	181,992.96	109,634.66	0.00	0.00	72,358.30	60.24

*** NOTE!! ONLY ACTIVE ACCOUNTS HAVE BEEN SELECTED, TOTALS MAY EXCLUDE AMOUNTS THAT ARE RELATED TO INACTIVE ACCOUNTS. ***

LEXINGTON LOCAL SCHOOLS
 Revenue Account Summary
 SORTED BY FUND-SCC/ACCT

	FYTD Receivable	FYTD Actual Receipts	MTD Actual Receipts	YTD Actual Receipts	FYTD Balance Receivable	FYTD Percent Received
*****TOTAL FOR FUND-SCC 572 9018 (TITLE I FY18):	253,139.09	222,208.18	36,840.04	117,956.77	30,930.91	87.78
*****TOTAL FOR FUND-SCC 587 9017 (EARLY CHILDHOOD SPECIAL EDUCATION IDEA FY17):	2,377.62	293.23	0.00	0.00	2,084.39	12.33
*****TOTAL FOR FUND-SCC 587 9018 (EARLY CHILDHOOD SPECIAL EDUCATION IDEA FY18):	14,544.71	5,785.73	176.92	4,302.45	8,758.98	39.78
*****TOTAL FOR FUND-SCC 590 9018 (TITLE II-A IMPROVING TEACHER QUALITY FY18):	59,170.55	58,384.62	10,028.96	32,864.28	785.93	98.67
*****TOTAL FOR FUND-SCC 599 9018 (TITLE IV):	10,000.00	6,600.00	2,550.00	6,600.00	3,400.00	66.00
*****GRAND TOTALS:	31,398,909.24	30,667,513.61	2,475,170.55	15,495,546.33	731,394.63	97.67

*** NOTE!! ONLY ACTIVE ACCOUNTS HAVE BEEN SELECTED, TOTALS MAY EXCLUDE AMOUNTS THAT ARE RELATED TO INACTIVE ACCOUNTS. ***

LEXINGTON LOCAL SCHOOLS
 Appropriation Account Summary
 SORTED BY FUND-SCC/ACCT

FYTD Appropriated	Prior FY Carryover Encumbrances	FYTD Expendable	FYTD Actual Expenditures	MTD Actual Expenditures	Current + Future Encumbrances	FYTD Remaining Balance	FYTD Percent Exp/Enc
*****TOTAL FOR FUND-SCC 001 0000 (GENERAL FUND):							
24,261,301.00	229,036.40	24,490,337.40	22,241,199.38	2,006,937.15	634,603.41	1,614,534.61	93.41
*****TOTAL FOR FUND-SCC 003 0000 (PERMANENT IMPROVEMENT FUND):							
782,786.89	5,373.00	788,159.89	732,320.41	6,813.89	31,507.32	24,332.16	96.91
*****TOTAL FOR FUND-SCC 006 0000 (FOOD SERVICE FUND):							
747,992.48	0.00	747,992.48	694,522.88	71,662.70	28,861.19	24,608.41	96.71
*****TOTAL FOR FUND-SCC 007 9100 (LEXINGTON MINUTEMEN ACADEMIC SCHOLARSHIP FUND):							
9,250.00	500.00	9,750.00	6,658.72	0.00	500.00	2,591.28	73.42
*****TOTAL FOR FUND-SCC 007 9800 (TERRY McCAMMON SCHOLARSHIP FUND):							
750.00	0.00	750.00	500.00	0.00	0.00	250.00	66.67
*****TOTAL FOR FUND-SCC 018 9100 (HIGH SCHOOL PRINCIPAL'S FUND):							
13,259.65	495.00	13,754.65	5,461.18	220.44	327.98	7,965.49	42.09
*****TOTAL FOR FUND-SCC 018 9200 (JUNIOR HIGH PRINCIPAL'S FUND):							
8,198.66	984.50	9,183.16	2,936.00	1,995.00	7,218.00	970.84	110.57
*****TOTAL FOR FUND-SCC 018 9300 (EASTERN PRINCIPAL'S FUND):							
19,955.96	31.25	19,987.21	12,690.39	2,075.54	1,833.28	5,463.54	72.66
*****TOTAL FOR FUND-SCC 018 9301 (EASTERN ELEMENTARY BOOKFAIR/BOXTOPS FUND):							
11,000.00	0.00	11,000.00	6,728.95	5,368.09	55.71	4,215.34	61.68
*****TOTAL FOR FUND-SCC 018 9302 (EASTERN ELEMENTARY MATH):							
1,072.16	0.00	1,072.16	693.86	0.00	306.14	72.16	93.27

*** NOTE!! ONLY ACTIVE ACCOUNTS HAVE BEEN SELECTED, TOTALS MAY EXCLUDE AMOUNTS THAT ARE RELATED TO INACTIVE ACCOUNTS. ***

LEXINGTON LOCAL SCHOOLS
 Appropriation Account Summary
 SORTED BY FUND-SCC/ACCT

FYTD Appropriated	Prior FY Carryover Encumbrances	FYTD Expendable	FYTD Actual Expenditures	MTD Actual Expenditures	Current + Future Encumbrances	FYTD Remaining Balance	FYTD Percent Exp/Enc
*****TOTAL FOR FUND-SCC 018 9400 (CENTRAL PRINCIPAL'S FUND):							
13,129.23	1,127.21	14,256.44	3,334.00	1,039.79	2,349.06	8,573.38	39.86
*****TOTAL FOR FUND-SCC 018 9401 (CENTRAL ELEMENTARY BOOKFAIR FUND):							
6,928.28	2,500.00	9,428.28	5,764.14	1,934.31	947.50	2,716.64	71.19
*****TOTAL FOR FUND-SCC 018 9402 (CENTRAL ELEMENTARY ART):							
2,859.00	0.00	2,859.00	0.00	0.00	1,300.00	1,559.00	45.47
*****TOTAL FOR FUND-SCC 018 9500 (WESTERN PRINCIPAL'S FUND):							
15,500.00	1,702.29	17,202.29	3,777.34	1,527.01	2,024.49	11,400.46	33.73
*****TOTAL FOR FUND-SCC 018 9501 (WESTERN ELEMENTARY BOOKFAIR/BOXTOPS FUND):							
9,239.55	0.00	9,239.55	6,285.19	1,047.99	0.00	2,954.36	68.02
*****TOTAL FOR FUND-SCC 018 9503 (WESTERN ELEMENTARY ART):							
2,739.42	0.00	2,739.42	1,862.00	1,862.00	0.00	877.42	67.97
*****TOTAL FOR FUND-SCC 018 9901 (JUNIOR HIGH TEACHER ADVISORY FUND):							
109.25	0.00	109.25	0.00	0.00	0.00	109.25	0.00
*****TOTAL FOR FUND-SCC 019 9001 (ACADEMIC BOOSTERS GRANTS):							
769.07	0.00	769.07	0.00	0.00	0.00	769.07	0.00
*****TOTAL FOR FUND-SCC 019 9121 (CENTRAL ELEMENTARY PTO GRANTS):							
3,311.03	0.00	3,311.03	586.52	0.00	1,242.00	1,482.51	55.23
*****TOTAL FOR FUND-SCC 019 9122 (EASTERN ELEMENTARY PTO GRANTS):							
4,755.89	100.00	4,855.89	3,150.80	0.00	0.00	1,705.09	64.89

*** NOTE!! ONLY ACTIVE ACCOUNTS HAVE BEEN SELECTED, TOTALS MAY EXCLUDE AMOUNTS THAT ARE RELATED TO INACTIVE ACCOUNTS. ***

LEXINGTON LOCAL SCHOOLS
 Appropriation Account Summary
 SORTED BY FUND-SCC/ACCT

FYTD Appropriated	Prior FY Carryover Encumbrances	FYTD Expendable	FYTD Actual Expenditures	MTD Actual Expenditures	Current + Future Encumbrances	FYTD Remaining Balance	FYTD Percent Exp/Enc
*****TOTAL FOR FUND-SCC 019 9123 (WESTERN ELEMENTARY PTO GRANTS):							
5,895.96	412.68	6,308.64	1,443.37	302.33	367.30	4,497.97	28.70
*****TOTAL FOR FUND-SCC 019 9200 (RICHLAND COUNTY FOUNDATION GRANT PLAYGROUND):							
200.00	0.00	200.00	0.00	0.00	0.00	200.00	0.00
*****TOTAL FOR FUND-SCC 019 9208 (RICHLAND CO FOUND-BUILD A COMM OF READERS):							
10.32	0.00	10.32	0.00	0.00	0.00	10.32	0.00
*****TOTAL FOR FUND-SCC 019 9209 (RICH CO FOUND-LEARN TO READ FOR A LIFETIME):							
59.95	0.00	59.95	0.00	0.00	0.00	59.95	0.00
*****TOTAL FOR FUND-SCC 019 9210 (RICH CO FOUND-MULTI-SENS APPROACH TO LEARNING):							
0.46	0.00	0.46	0.00	0.00	0.00	0.46	0.00
*****TOTAL FOR FUND-SCC 019 9211 (RICH CO FOUND-BEE AWARENESS):							
17.58	0.00	17.58	0.00	0.00	0.00	17.58	0.00
*****TOTAL FOR FUND-SCC 019 9212 (RICH CO FOUND-DONT LET THE PIGEON STOP TALK):							
19.17	0.00	19.17	0.00	0.00	0.00	19.17	0.00
*****TOTAL FOR FUND-SCC 019 9213 (RICH CO FOUND-BRAIN GAMES 5.0):							
1,500.00	0.00	1,500.00	1,278.49	0.00	221.51	0.00	100.00
*****TOTAL FOR FUND-SCC 019 9214 (RICH CO FOUND-TALKING SENSE TO OUR NUMBERS):							
1,269.63	0.00	1,269.63	1,269.63	676.62	0.00	0.00	100.00
*****TOTAL FOR FUND-SCC 019 9215 (RICH CO FOUND-SEE THE CIVILIZATION):							
117.55	0.00	117.55	85.63	85.63	0.00	31.92	72.85

*** NOTE!! ONLY ACTIVE ACCOUNTS HAVE BEEN SELECTED, TOTALS MAY EXCLUDE AMOUNTS THAT ARE RELATED TO INACTIVE ACCOUNTS. ***

LEXINGTON LOCAL SCHOOLS
 Appropriation Account Summary
 SORTED BY FUND-SCC/ACCT

FYTD Appropriated	Prior FY Carryover Encumbrances	FYTD Expendable	FYTD Actual Expenditures	MTD Actual Expenditures	Current + Future Encumbrances	FYTD Remaining Balance	FYTD Percent Exp/Enc
*****TOTAL FOR FUND-SCC 019 9216 (RICH CO FOUND-SCIENCE OLYMPIAD):							
1,500.00	0.00	1,500.00	1,500.00	468.85	0.00	0.00	100.00
*****TOTAL FOR FUND-SCC 019 9217 (RICH CO FOUND-KICK BACK WITH CLASSICS):							
902.25	0.00	902.25	902.25	0.00	0.00	0.00	100.00
*****TOTAL FOR FUND-SCC 019 9301 (RICH CO FOUND/SECO ROBOTICS GRANT (HEIMANN)):							
15,500.00	0.00	15,500.00	0.00	0.00	15,000.00	500.00	96.77
*****TOTAL FOR FUND-SCC 019 9502 (RICHLAND CO HMG SENSORY GRANT):							
2,000.00	2,000.00	4,000.00	2,000.00	0.00	569.75	1,430.25	64.24
*****TOTAL FOR FUND-SCC 022 9601 (OHSAA TOURNAMENT AGENCY FUND):							
70,231.96	1,886.30	72,118.26	51,192.29	7,785.38	15,614.62	5,311.35	92.64
*****TOTAL FOR FUND-SCC 024 0000 (EMPLOYEE BENEFITS FUND FOR MEDICAL/DENTAL):							
5,563,221.01	0.00	5,563,221.01	3,884,704.06	369,954.55	2,750.00	1,675,766.95	69.88
*****TOTAL FOR FUND-SCC 200 9101 (HIGH SCHOOL ART CLUB):							
93.76	0.00	93.76	0.00	0.00	0.00	93.76	0.00
*****TOTAL FOR FUND-SCC 200 9102 (HIGH SCHOOL DRAMA CLUB):							
25,550.00	0.00	25,550.00	16,306.77	4,300.00	6,317.50	2,925.73	88.55
*****TOTAL FOR FUND-SCC 200 9103 (HIGH SCHOOL MATH CLUB):							
52.70	0.00	52.70	0.00	0.00	0.00	52.70	0.00
*****TOTAL FOR FUND-SCC 200 9104 (HIGH SCHOOL LEADERSHIP COUNCIL):							
3,560.45	110.00	3,670.45	3,549.63	235.63	110.16	10.66	99.71

*** NOTE!! ONLY ACTIVE ACCOUNTS HAVE BEEN SELECTED, TOTALS MAY EXCLUDE AMOUNTS THAT ARE RELATED TO INACTIVE ACCOUNTS. ***

LEXINGTON LOCAL SCHOOLS
 Appropriation Account Summary
 SORTED BY FUND-SCC/ACCT

FYTD Appropriated	Prior FY Carryover Encumbrances	FYTD Expendable	FYTD Actual Expenditures	MTD Actual Expenditures	Current + Future Encumbrances	FYTD Remaining Balance	FYTD Percent Exp/Enc
*****TOTAL FOR FUND-SCC 200 9105 (HIGH SCHOOL FRENCH CLUB):							
417.37	0.00	417.37	104.00	0.00	0.00	313.37	24.92
*****TOTAL FOR FUND-SCC 200 9107 (HIGH SCHOOL SPANISH CLUB):							
1,564.97	0.00	1,564.97	468.93	0.00	378.00	718.04	54.12
*****TOTAL FOR FUND-SCC 200 9108 (HIGH SCHOOL LEO CLUB):							
4,361.41	144.47	4,505.88	276.95	0.00	1,734.05	2,494.88	44.63
*****TOTAL FOR FUND-SCC 200 9114 (HIGH SCHOOL STUDENT COUNCIL FUND):							
3,748.98	0.00	3,748.98	2,210.51	519.82	1,035.66	502.81	86.59
*****TOTAL FOR FUND-SCC 200 9115 (HIGH SCHOOL KEY CLUB):							
2,133.62	0.00	2,133.62	690.79	75.00	164.47	1,278.36	40.08
*****TOTAL FOR FUND-SCC 200 9116 (HIGH SCHOOL CHESS CLUB):							
371.00	0.00	371.00	0.00	0.00	0.00	371.00	0.00
*****TOTAL FOR FUND-SCC 200 9119 (HIGH SCHOOL YEARBOOK FUND):							
38,987.50	15,500.00	54,487.50	14,138.14	3,688.54	9,136.66	31,212.70	42.72
*****TOTAL FOR FUND-SCC 200 9120 (HIGH SCHOOL JOURNALISM FUND):							
665.44	0.00	665.44	30.00	0.00	100.00	535.44	19.54
*****TOTAL FOR FUND-SCC 200 9121 (HIGH SCHOOL NATIONAL HONOR SOCIETY):							
3,209.49	197.72	3,407.21	1,278.98	0.00	264.27	1,863.96	45.29
*****TOTAL FOR FUND-SCC 200 9201 (JUNIOR HIGH ART CLUB):							
665.63	0.00	665.63	0.00	0.00	0.00	665.63	0.00

*** NOTE!! ONLY ACTIVE ACCOUNTS HAVE BEEN SELECTED, TOTALS MAY EXCLUDE AMOUNTS THAT ARE RELATED TO INACTIVE ACCOUNTS. ***

LEXINGTON LOCAL SCHOOLS
 Appropriation Account Summary
 SORTED BY FUND-SCC/ACCT

FYTD Appropriated	Prior FY Carryover Encumbrances	FYTD Expendable	FYTD Actual Expenditures	MTD Actual Expenditures	Current + Future Encumbrances	FYTD Remaining Balance	FYTD Percent Exp/Enc
*****TOTAL FOR FUND-SCC 200 9204 (JUNIOR HIGH STUDENT COUNCIL FUND):							
1,030.00	0.00	1,030.00	850.64	330.00	314.86	135.50	113.16
*****TOTAL FOR FUND-SCC 200 9205 (JUNIOR HIGH LIBRARY CLUB):							
1,185.15	0.00	1,185.15	0.00	0.00	0.00	1,185.15	0.00
*****TOTAL FOR FUND-SCC 200 9301 (EASTERN ELEMENTARY STUDENT ACTIVITY FUND):							
3,115.03	0.00	3,115.03	1,602.05	181.92	1,213.00	299.98	90.37
*****TOTAL FOR FUND-SCC 200 9411 (HIGH SCHOOL INFORMED TEENS FUND):							
2,459.63	0.00	2,459.63	1,412.00	0.00	0.00	1,047.63	57.41
*****TOTAL FOR FUND-SCC 200 9412 (JUNIOR HIGH INFORMED TEENS FUND):							
686.90	0.00	686.90	514.30	426.10	0.00	172.60	74.87
*****TOTAL FOR FUND-SCC 300 9115 (JAZZ BAND):							
3,000.00	0.00	3,000.00	630.00	0.00	0.00	2,370.00	21.00
*****TOTAL FOR FUND-SCC 300 9116 (CHOIR):							
952.20	0.00	952.20	0.00	0.00	0.00	952.20	0.00
*****TOTAL FOR FUND-SCC 300 9206 (JUNIOR HIGH PHYS ED DEPARTMENT FUND):							
5,200.68	0.00	5,200.68	2,336.85	0.00	777.74	2,056.09	59.89
*****TOTAL FOR FUND-SCC 300 9210 (JR HIGH INSTRUMENTAL):							
41.03	0.00	41.03	0.00	0.00	0.00	41.03	0.00
*****TOTAL FOR FUND-SCC 300 9600 (ATHLETIC FUND):							
230,500.00	10,130.20	240,630.20	220,648.05	12,028.92	22,040.92	2,058.77	100.86

*** NOTE!! ONLY ACTIVE ACCOUNTS HAVE BEEN SELECTED, TOTALS MAY EXCLUDE AMOUNTS THAT ARE RELATED TO INACTIVE ACCOUNTS. ***

LEXINGTON LOCAL SCHOOLS
 Appropriation Account Summary
 SORTED BY FUND-SCC/ACCT

FYTD Appropriated	Prior FY Carryover Encumbrances	FYTD Expendable	FYTD Actual Expenditures	MTD Actual Expenditures	Current + Future Encumbrances	FYTD Remaining Balance	FYTD Percent Exp/Enc
*****TOTAL FOR FUND-SCC 300 9602 (ORCHESTRA):							
63.22	0.00	63.22	0.00	0.00	0.00	63.22	0.00
*****TOTAL FOR FUND-SCC 300 9603 (ELEMENTARY MUSIC):							
1,585.38	0.00	1,585.38	50.97	0.00	0.00	1,534.41	3.22
*****TOTAL FOR FUND-SCC 300 9605 (BAND):							
232.95	0.00	232.95	0.00	0.00	0.00	232.95	0.00
*****TOTAL FOR FUND-SCC 451 9018 (Network Connectivity FY 2018):							
9,000.00	0.00	9,000.00	9,000.00	0.00	0.00	0.00	100.00
*****TOTAL FOR FUND-SCC 516 9017 (IDEA-B SPECIAL EDUCATION FY17):							
11,891.11	6,509.98	18,401.09	18,401.09	0.00	0.00	0.00	100.00
*****TOTAL FOR FUND-SCC 516 9018 (IDEA-B SPECIAL EDUCATION FY18):							
481,605.51	0.00	481,605.51	391,383.62	38,501.06	74,495.97	15,721.92	96.74
*****TOTAL FOR FUND-SCC 572 9017 (TITLE I FY17):							
17,168.17	4,441.79	21,609.96	21,609.96	0.00	0.00	0.00	100.00
*****TOTAL FOR FUND-SCC 572 9018 (TITLE I FY18):							
325,497.39	0.00	325,497.39	239,712.27	25,508.79	4,446.77	81,338.35	75.01
*****TOTAL FOR FUND-SCC 587 9018 (EARLY CHILDHOOD) SPECIAL EDUCATION IDEA FY18):							
16,629.10	0.00	16,629.10	6,383.52	597.79	4,980.43	5,265.15	68.34
*****TOTAL FOR FUND-SCC 590 9018 (TITLE II-A IMPROVING TEACHER QUALITY FY18):							
59,170.55	0.00	59,170.55	59,170.55	3,056.60	0.00	0.00	100.00

*** NOTE!! ONLY ACTIVE ACCOUNTS HAVE BEEN SELECTED, TOTALS MAY EXCLUDE AMOUNTS THAT ARE RELATED TO INACTIVE ACCOUNTS. ***

LEXINGTON LOCAL SCHOOLS
 Appropriation Account Summary
 SORTED BY FUND-SCC/ACCT

FYTD Appropriated	Prior FY Carryover Encumbrances	FYTD Expendable	FYTD Actual Expenditures	MTD Actual Expenditures	Current + Future Encumbrances	FYTD Remaining Balance	FYTD Percent Exp/Enc
****TOTAL FOR FUND-SCC 599 9018 (TITLE IV):							
10,000.00	0.00	10,000.00	6,600.00	0.00	3,400.00	0.00	100.00
*****GRAND TOTALS:							
32,843,749.68	283,182.79	33,126,932.47	28,692,212.05	2,571,207.44	878,509.72	3,556,210.70	89.26

*** NOTE!! ONLY ACTIVE ACCOUNTS HAVE BEEN SELECTED, TOTALS MAY EXCLUDE AMOUNTS THAT ARE RELATED TO INACTIVE ACCOUNTS. ***