


LEXINGTON LOCAL SCHOOLS



FINANCIAL REPORT
FOR THE PERIOD ENDING
MAY 31, 2014

PREPARED BY
CHRISTINA BENNETT, TREASURER

DATE: 06/03/2014
TIME: 12:59

LEXINGTON LOCAL SCHOOLS
CASH RECONCILIATION AS OF 05/31/2014

PAGE: 1
(USAEMSED)

	SUB-TOTALS	TOTALS
	-----	-----
Gross Depository Balances:		
RICHLAND BANK SWEEP ACCT 0581	\$ 5,094,620.42	
RICHLAND BANK GENERAL ACCT 0580	633.25	
RICHLAND BANK ANTHEM SWEEP 4340	1,176,300.40	
RICHLAND BANK EE BENEFITS 3180	0.00	
RICHLAND BANK PAYROLL ACCT 9780	0.00	
RICHLAND BANK ATHLETIC ACCT 3280	3,015.85	

Total Depository Balances (Gross)		\$ 6,274,569.92
Adjustments to Bank Balance:		
Cash in Transit to Bank	\$ 4,374.50	
Outstanding Checks	136,159.33-	
Adjustments	394.33-	

MUNICIPAL DEDUCTIONS		
PAYROLL WITHHOLDING CORRECTIONS		

Total Adjustments to Bank Balance		132,179.16-
Investments:		
Treasury Bonds and Notes	\$ 0.00	
Certificate of Deposits	0.00	
Other Securities	0.00	
Other Investments:		

Total Investments		0.00
Cash on Hand:		
Petty Cash:		
TREASURER'S OFFICE	\$ 100.00	
Change Cash:		
ATHLETIC CHANGE	\$ 2,200.00	
CAFETERIA CHANGE	570.00	
HIGH SCHOOL	50.00	
JUNIOR HIGH SCHOOL	150.00	
EASTERN ELEMENTARY	150.00	
CENTRAL & WESTERN ELEM	100.00	
Cash with Fiscal Agent	0.00	

Total Cash on Hand		3,320.00

Total Balances		\$ 6,145,710.76
		=====
Total Fund Balance		\$ 6,145,710.76
		=====
Depository Clearance Accounts:		
RICHLAND BANK BOND/COUPON	\$ 0.00	

Total Clearance Account Balances		\$ 0.00

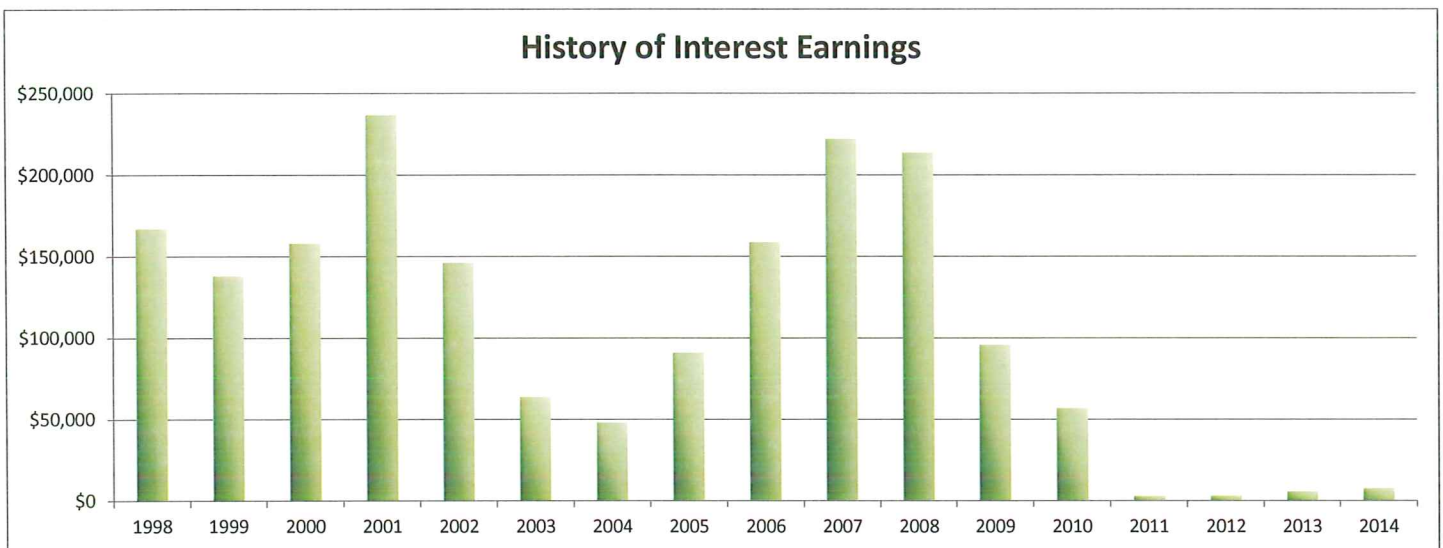
Bennett

LEXINGTON LOCAL SCHOOLS
INVESTMENT REPORT FOR THE MONTH ENDING
May 31, 2014

INTEREST EARNED:	THIS MONTH	FISCAL YEAR TO DATE
Richland Bank, General Sweep	\$680.93	\$5,982.10
Richland Bank, Anthem Sweep	\$128.16	\$1,578.20
Star Ohio	\$0.00	\$0.00
Certificates of Deposit	\$0.00	\$0.00
Bonds and other types of investments	\$0.00	\$0.00
TOTAL INTEREST RECEIVED	\$809.09	\$7,560.30

History of Interest Earnings	Fiscal Year	Interest Earnings
	1998	\$ 167,057.52
	1999	\$ 138,113.69
	2000	\$ 157,991.72
	2001	\$ 236,839.79
	2002	\$ 146,052.34
	2003	\$ 63,712.36
	2004	\$ 47,970.95
	2005	\$ 90,719.94
	2006	\$ 158,724.51
	2007	\$ 221,998.86
	2008	\$ 213,660.34
	2009	\$ 95,639.63
	2010	\$ 56,860.22
	2011	\$ 3,001.78
	2012	\$ 3,090.00
	2013	\$ 5,758.97
FISCAL Year To Date	2014	\$7,560.30

Total Interest Earnings 1998 to Present \$ 1,814,752.92



Processing Month: May 2014

(FINSUM)

LEXINGTON LOCAL SCHOOLS

Fnd	Sec	Description	Beginning Balance	MTD Revenues	FYTD Revenues	MTD Expenditures	FYTD Expenditures	Current Available Balance
001	0000	GENERAL FUND	2,188,515.09	771,528.25	21,130,487.15	1,757,959.94	18,578,067.63	4,740,934.61
001	9412	GENERAL BUDGET RESERVE SE	87,928.97	.00	.00	.00	.00	87,928.97
001	9800	FINGERPRINT PAYMENT CLEAR	1,607.74	.00	1,607.74	.00	.00	.00
002	0000	BOND RETIREMENT FUND	1,925.89	.00	.00	.00	.00	1,925.89
003	0000	PERMANENT IMPROVEMENT FUN	160,415.10	11,174.33	647,778.75	9,159.65	666,578.61	141,615.24
006	0000	FOOD SERVICE FUND	958.68	49,858.59	685,599.24	98,568.49	843,945.08	157,387.16
007	9800	TERRY McCAMMON SCHOLARSHI	11,234.83	1.22	12.43	.00	.00	11,247.26
007	9801	MINUTEMAN ALUMNI SCHOLARS	1,884.99	.20	2.08	.00	.00	1,887.07
018	9100	HIGH SCHOOL PRINCIPAL'S F	1,389.05	62.00	10,325.34	4,238.57	8,551.84	3,162.55
018	9200	JUNIOR HIGH PRINCIPAL'S F	1,018.25	.00	7,341.60	758.74	3,263.27	5,096.58
018	9300	EASTERN PRINCIPAL'S FUND	7,746.72	3,545.82	6,899.30	2,078.86	6,280.31	8,365.71
018	9301	EASTERN ELEMENTARY BOOKFA	4,036.72	3,492.56	9,560.18	5,300.18	5,300.18	8,296.72
018	9400	CENTRAL PRINCIPAL'S FUND	5,539.87	1,241.00	5,749.61	961.26	3,472.98	7,816.50
018	9401	CENTRAL ELEMENTARY BOOKFA	1,116.71	28.60	5,214.32	1,110.20	4,944.37	1,386.66
018	9500	WESTERN PRINCIPAL'S FUND	5,472.35	891.00	6,385.57	1,488.77	4,985.90	6,872.02
018	9501	WESTERN ELEMENTARY BOOKFA	2,237.46	.00	5,651.18	2,304.10	7,095.21	793.43
018	9502	HIGH SCHOOL ACADEMIC BOOS	146.57	.00	.00	146.57	146.57	.00
018	9901	JUNIOR HIGH TEACHER ADVIS	109.25	.00	.00	.00	.00	109.25
019	9001	ACADEMIC BOOSTERS GRANTS	2,695.25	.00	2,755.00	.00	2,210.42	3,239.83
019	9121	CENTRAL ELEMENTARY PTO GR	3,278.46	26.01	237.03	.00	3,489.48	26.01
019	9122	EASTERN ELEMENTARY PTO GR	3,335.51	26.00	236.94	720.00	1,391.75	2,180.70
019	9123	WESTERN ELEMENTARY PTO GR	4,318.65	26.01	237.03	.00	2,300.00	2,255.68
019	9200	RICHLAND COUNTY FOUNDATIO	4,932.00	.00	.00	.00	3,000.00	1,932.00
019	9303	OHIO POWER GRANT (BERRY)	.00	.00	300.00	5.00	300.00	.00
019	9616	WALMART TEACHER OF THE YE	88.60	.00	.00	.83	88.60	.00
022	9601	OHSAA TOURNAMENT AGENCY F	.00	10,332.00	33,415.17	8,962.73	32,045.90	1,369.27
024	0000	EMPLOYEE BENEFITS FUND FO	1,087,421.83	302,227.48	3,007,538.97	215,514.93	2,918,660.40	1,176,300.40
200	9101	HIGH SCHOOL ART CLUB	93.76	.00	.00	.00	.00	93.76
200	9102	HIGH SCHOOL DRAMA CLUB	14,606.49	.00	4,638.00	.00	5,490.08	13,754.41
200	9103	HIGH SCHOOL MATH CLUB	42.70	.00	100.00	.00	90.00	52.70
200	9104	HIGH SCHOOL LEADERSHIP CO	846.14	.00	.00	356.33	356.33	489.81
200	9105	HIGH SCHOOL FRENCH CLUB	59.85	.00	298.00	235.78	235.78	122.07
200	9107	HIGH SCHOOL SPANISH CLUB	408.95	.00	505.00	.00	702.05	211.90
200	9108	HIGH SCHOOL LEO CLUB	2,040.48	322.27	2,218.90	804.98	2,424.15	1,835.23
200	9114	HIGH SCHOOL STUDENT COUNC	1,939.57	2,175.90	3,280.40	614.00	1,062.05	4,157.92
200	9115	HIGH SCHOOL KEY CLUB	702.36	.00	1,494.00	.00	1,019.48	1,176.88
200	9119	HIGH SCHOOL YEARBOOK FUND	44,319.58	2,680.00	13,570.00	53.99	16,901.57	40,988.01
200	9120	HIGH SCHOOL JOURNALISM FU	622.59	73.65	466.85	.00	.00	1,089.44
200	9121	HIGH SCHOOL NATIONAL HONO	1,075.74	.00	2,898.25	.00	1,742.99	2,231.00
200	9160	HIGH SCHOOL GERMAN CLUB	123.22	.00	.00	23.22	68.22	55.00
200	9201	JUNIOR HIGH ART CLUB	3.13	.00	.00	.00	3.13	.00
200	9204	JUNIOR HIGH STUDENT COUNC	742.87	.00	666.70	.00	366.44	1,043.13
200	9205	JUNIOR HIGH LIBRARY CLUB	77.65	.00	.00	.00	.00	77.65
200	9301	EASTERN ELEMENTARY STUDEN	218.36	.00	239.29	152.99	152.99	304.66
200	9401	CENTRAL ELEMENTARY STUDEN	382.69	.00	.00	.00	.00	382.69
200	9611	HIGH SCHOOL INFORMED TEEN	360.63	.00	110.00	.00	.00	470.63

FINANCIAL SUMMARY REPORT
 Processing Month: May 2014
 LEXINGTON LOCAL SCHOOLS

Fnd	Sec	Description	Beginning Balance	MTD Revenues	FYTD Revenues	MTD Expenditures	FYTD Expenditures	Current Available Balance
200	9612	JUNIOR HIGH INFORMED TEEN	316.80	.00	221.65	.00	275.00	263.45
300	9115	JAZZ BAND	1,143.32	.00	1,265.00	.00	1,177.73	1,230.59
300	9116	CHOIR	4,287.48	.00	1,151.54	.00	811.98	2,323.96
300	9206	JUNIOR HIGH PHYS ED DEPAR	773.49	226.00	2,314.00	443.37	2,317.70	769.79
300	9210	JR HIGH INSTRUMENTAL	41.03	.00	.00	.00	.00	41.03
300	9600	ATHLETIC FUND	19,913.63	6,181.98	195,546.60	6,923.76	213,332.60	2,127.63
300	9601	ATHLETIC TOURNAMENT FUND	1,545.53	.00	.00	.00	1,545.53	.00
300	9602	ORCHESTRA	63.22	.00	.00	.00	.00	63.22
300	9603	ELEMENTARY MUSIC	945.67	.00	.00	.00	.00	945.67
300	9605	BAND	232.95	.00	.00	.00	.00	232.95
499	9101	STATE GRANT 2001 READING	2,497.14	.00	.00	.00	.00	2,497.14
506	9013	RACE TO THE TOP GRANT FY1	6,077.89	.00	6,077.89	.00	.00	.00
506	9014	RACE TO THE TOP GRANT FY1	.00	1,302.39	21,059.65	2,982.29	20,717.31	342.34
516	9013	IDEA-B SPECIAL EDUCATION	.62	.00	13,469.59	.00	13,470.21	.00
516	9014	IDEA-B SPECIAL EDUCATION	.00	36,059.02	262,329.63	45,926.12	253,477.64	8,851.99
572	9013	TITLE I TARGETED ASSISTAN	8,107.74	.00	20,271.03	.00	28,378.77	.00
572	9014	TITLE I FY14	.00	14,951.62	184,508.88	17,835.57	184,393.60	115.28
590	9013	TITLE II-A IMPROVING TEAC	52.56	.00	.00	.00	52.56	.00
590	9014	TITLE II-A IMPROVING TEAC	.00	3,585.75	43,487.27	3,572.63	43,473.63	13.64
599	9013	NATIONAL SCHOOL LUNCH EXP	6,948.00	.00	7,000.00	.00	13,948.00	.00
Grand Total All Funds			3,710,968.37	1,222,019.65	26338,848.41	2,189,203.85	23904,106.02	6145,710.76
Total Invested Funds			.00					

DATE: 06/03/2014
TIME: 12:17:08OHIO DEPARTMENT OF EDUCATION - OFFICE OF SCHOOL MANAGEMENT ASSISTANCE
ANNUAL SPENDING PLAN (CURRENT OPERATION - GENERAL FUND ONLY - O.R.C. 5705.391)

PAGE: 1

SCHOOL DISTRICT: LEXINGTON LOCAL SCHOOLS

IRN # 049437

COUNTY: RICHLAND

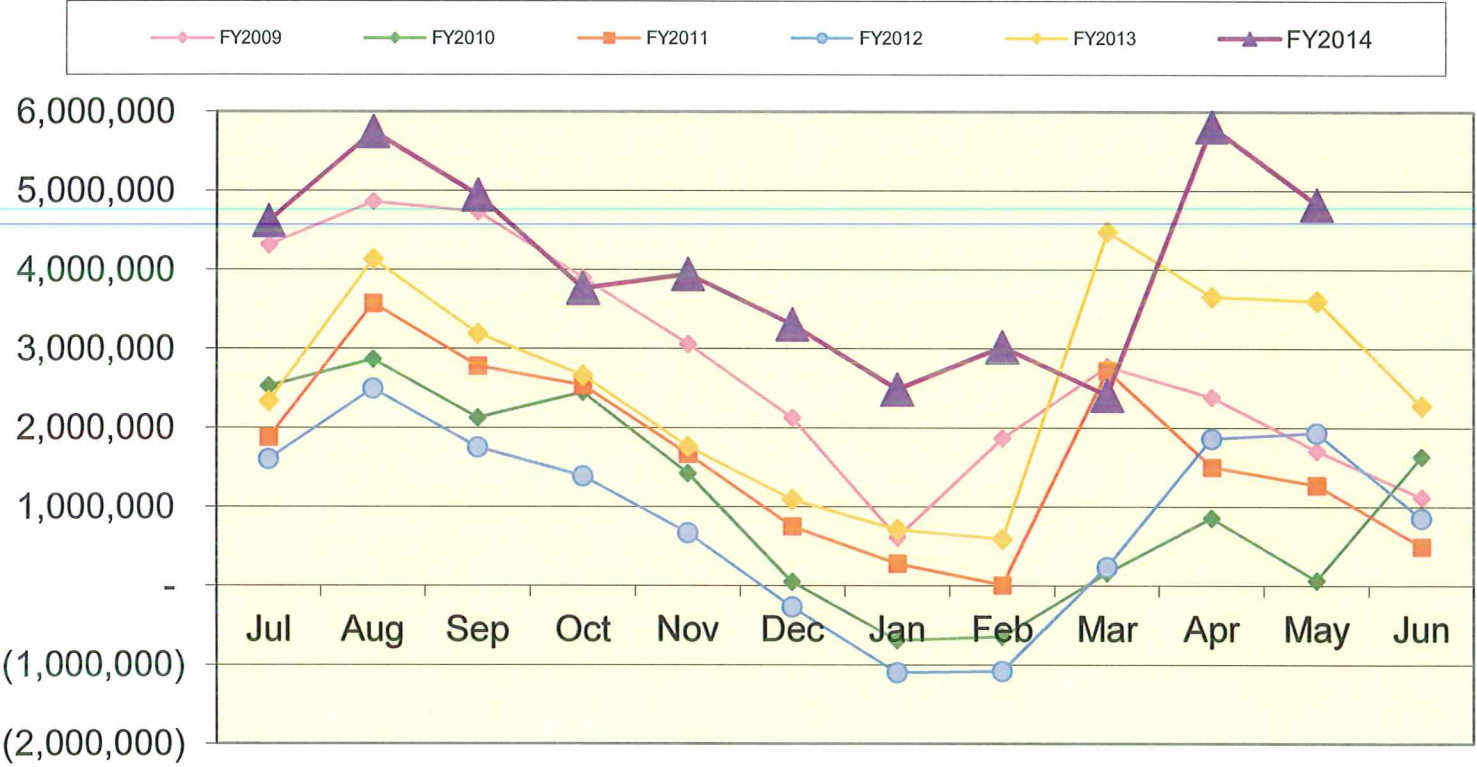
FISCAL YEAR: 2014 MONTH: 05

	MONTHLY ESTIMATE	MONTHLY ACTUAL	MONTHLY DIFFERENCE	FISCAL YTD ESTIMATE	FISCAL YTD ACTUAL	FISCAL YTD DIFFERENCE
REVENUES						
01.010 General Property (Real Estate)	90,000-	2,631	92,631	10,610,000	10,612,771	2,771
01.020 Tangible Personal Property Tax	40,000	0	40,000-	358,000	358,295	295
01.030 Income Tax	0	0	0	0	0	0
01.035 Unrestricted Grants-in-Aid	926,987	711,692	215,295-	8,516,987	8,688,258	171,271
01.040 Restricted Grants-in-Aid	65,031	5,093	59,938-	69,204	71,321	2,117
01.045 Restricted Grants-in-Aid - SFSF	0	0	0	0	0	0
01.050 Property Tax Allocation	817,539	0	817,539-	1,720,539	878,281	842,258-
01.060 All Other Operating Revenue	8,779-	52,113	60,892	332,221	354,523	22,302
01.070 Total Revenue	1,750,778	771,529	979,249-	21,606,951	20,963,449	643,502-
OTHER FINANCING SOURCES						
02.010 Proceeds from Sale of Notes	0	0	0	0	0	0
02.020 State Emergency Loans & Advancements (Approved)	0	0	0	0	0	0
02.040 Operating Transfers-In	0	0	0	0	0	0
02.050 Advances-In	50,000	0	50,000-	56,948	56,948	0
02.060 All Other Financing Sources	27,000-	0	27,000	108,000	108,480	480
02.070 Total Other Financing Sources	23,000	0	23,000-	164,948	165,428	480
02.080 Total Revenues and Other Financing Sources	1,773,778	771,529	1,002,249-	21,771,899	21,128,877	643,022-
EXPENDITURES						
03.010 Personal Services	990,000	906,535	83,465-	10,515,717	10,399,098	116,619-
03.020 Employees' Retirement/Insurance Benefits	250,000	481,493	251,493	4,340,000	4,326,551	13,449-
03.030 Purchased Services	420,000	298,480	121,520-	3,056,000	2,898,442	157,558-
03.040 Supplies and Materials	41,135	55,739	14,604	693,135	663,194	29,941-
03.050 Capital Outlay	1,000	12,057	11,057	21,500	17,875	3,625-
03.060 Intergovernmental	0	0	0	0	0	0
04.010 Debt Service: All Principal (Historical)	0	0	0	0	0	0
04.020 Debt Service: Principal - Notes	0	0	0	0	0	0
04.030 Debt Service: Principal - State Loans	0	0	0	0	0	0
04.040 Debt Service: Principal - State Advancements	0	0	0	0	0	0
04.050 Debt Service: Principal - HB 264 Loans	0	0	0	0	0	0
04.055 Debt Service: Principal - Other	0	0	0	0	0	0
04.060 Debt Service: Interest and Fiscal Charges	0	0	0	0	0	0
04.300 Other Objects	10,000	3,656	6,344-	292,322	272,910	19,412-
04.500 Total Expenditures	1,692,135	1,757,960	65,825	18,918,674	18,578,070	340,604-
OTHER FINANCING USES						
05.010 Operating Transfers - Out	0	0	0	0	0	0
05.020 Advances - Out	0	0	0	0	0	0
05.030 All Other Financing Uses	0	0	0	0	0	0
05.040 Total Other Financing Uses	0	0	0	0	0	0
05.050 Total Expenditure and Other Financing Uses	1,692,135	1,757,960	65,825	18,918,674	18,578,070	340,604-
06.010 Excess Rev & Oth Financing Sources over(under) Exp &	81,643	986,431-	1,068,074-	2,853,225	2,550,807	302,418-
07.010 Beginning Cash Balance	5,049,634	5,815,290	765,656	2,278,052	2,278,052	0
07.020 Ending Cash Balance	5,131,277	4,828,859	302,418-	5,131,277	4,828,859	302,418-
08.010 Outstanding Encumbrances	500,000	571,475	71,475	500,000	571,475	71,475

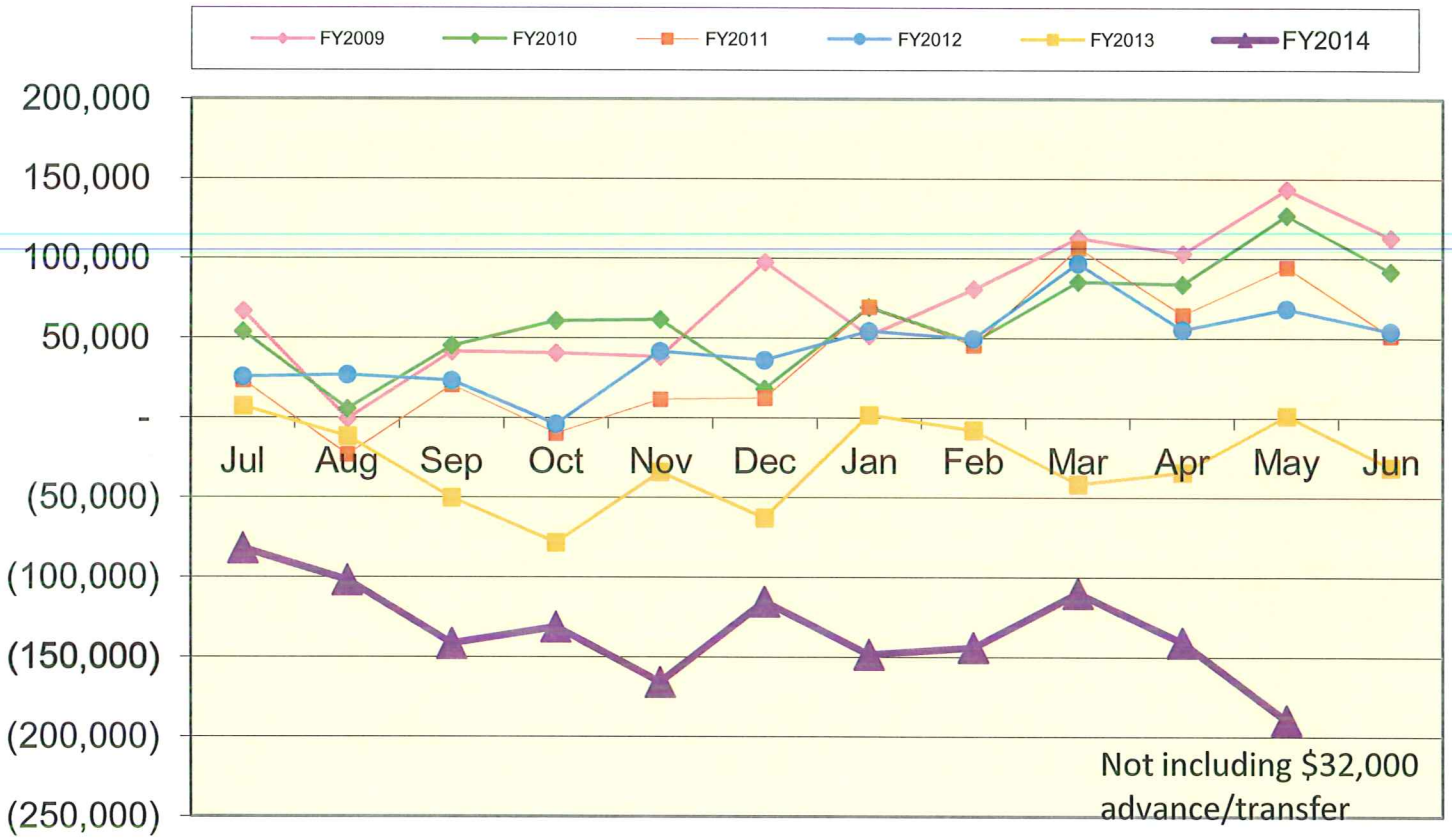
**LEXINGTON LOCAL SCHOOL DISTRICT
GENERAL FUND ONLY 2013-14
SUMMARY OF RECEIPTS AND EXPENDITURES - FIVE YEAR FORECAST FORMAT**

LINE 7.010	BEGINNING CASH BALANCE		\$ 2,278,052		
	5/31/2014	FISCAL YEAR TO DATE Estimate	FISCAL YEAR TO DATE Actual	VARIANCE Estimate vs. Actual	PERCENT of VARIANCE
REVENUES					
LINE 1.010	Real Estate Tax	\$ 10,610,000	\$ 10,612,771	\$2,771	0.03%
LINE 1.020	Personal Property Tax	\$ 358,000	\$ 358,295	\$295	0.08%
LINE 1.030	Income Tax	\$ -	\$ -	\$0	
LINE 1.035	State Funding	\$ 8,516,987	\$ 8,688,258	\$171,271	2.01%
LINE 1.040	Career Tech Funding	\$ 69,204	\$ 71,321	\$2,117	3.06%
LINE 1.050	Property Tax Allocation	\$ 1,720,539	\$ 878,281	(\$842,258)	-48.95%
LINE 1.060	Other Operating Revenue	\$ 332,221	\$ 354,523	\$22,302	6.71%
LINE 1.070	TOTAL REVENUE	\$ 21,606,951	\$ 20,963,449	(\$643,502)	-2.98%
			\$ -		
LINE 2.01	Proceeds from Notes	\$ -	\$ -	\$0	
LINE 2.04	Transfers In	\$ -	\$ -	\$0	
LINE 2.050	Advances In	\$ 56,948	\$ 56,948	\$0	0.00%
LINE 2.060	Other Financing Sources	\$ 108,000	\$ 108,480	\$480	0.44%
LINE 2.070	TOTAL OTHER SOURCES	\$ 164,948	\$ 165,428	\$480	0.29%
LINE 2.080	TOTAL REVENUES & Sources	\$ 21,771,899	\$ 21,128,877	(\$643,022)	-2.95%
EXPENSES					
LINE 3.010	Salaries	\$ 10,515,717	\$ 10,399,098	\$116,619	1.11%
LINE 3.020	Retirement and Benefits	\$ 4,340,000	\$ 4,326,551	\$13,449	0.31%
LINE 3.030	Purchased Services	\$ 3,056,000	\$ 2,898,442	\$157,558	5.16%
LINE 3.040	Supplies and Materials	\$ 693,135	\$ 663,194	\$29,941	4.32%
LINE 3.050	Capital Outlay and Equipment	\$ 21,500	\$ 17,875	\$3,625	16.86%
LINE 3.06	INTERGOVERNMENTAL	\$ -	\$ -	\$0	
LINE 4.020	DEBT SERVICE - Notes	\$ -	\$ -	\$0	
LINE 4.060	DEBT SERVICE - Interest charges	\$ -	\$ -	\$0	
LINE 4.300	Other Objects	\$ 292,322	\$ 272,910	\$19,412	6.64%
LINE 4.500	TOTAL EXPENDITURES	\$ 18,918,674	\$ 18,578,070	\$340,604	1.80%
			\$ -		
LINE 5.00	TRANSFERS OUT	\$ -	\$ -		
LINE 5.02	ADVANCES OUT	\$ -	\$ -		
LINE 5.03	ALL OTHER USES	\$ -	\$ -		
LINE 5.040	TOTAL OTHER USES	\$ -	\$ -		
LINE 5.050	TOTAL EXPENDITURES & USES	\$ 18,918,674	\$ 18,578,070	\$340,604	1.80%
		Estimate	Actual	Variance	
LINE 6.010	REVENUES OVER EXPENSES	\$ 2,853,225	\$ 2,550,807	(\$302,418)	
LINE 7.020	ENDING CASH BALANCE	\$ 5,131,277	\$ 4,828,859	(\$302,418)	
	Less Reserves	\$ (87,929)	\$ (87,929)	\$ -	
LINE 8.010	Less Outstanding Encumbrances	\$ (500,000)	\$ (571,475)	\$ (71,475)	14.30%
LINE 15.010	Unreserved Fund Balance	\$ 4,543,348	\$ 4,169,455	(\$373,893)	-8.23%
		Estimate	Actual	Benchmark Yr. End	
	Salaries/Benefits as % of Revenue	68.8%	70.2%	80.1% or below	
	True Days Cash - Calendar Days on which can operate	91	87	60 or above	

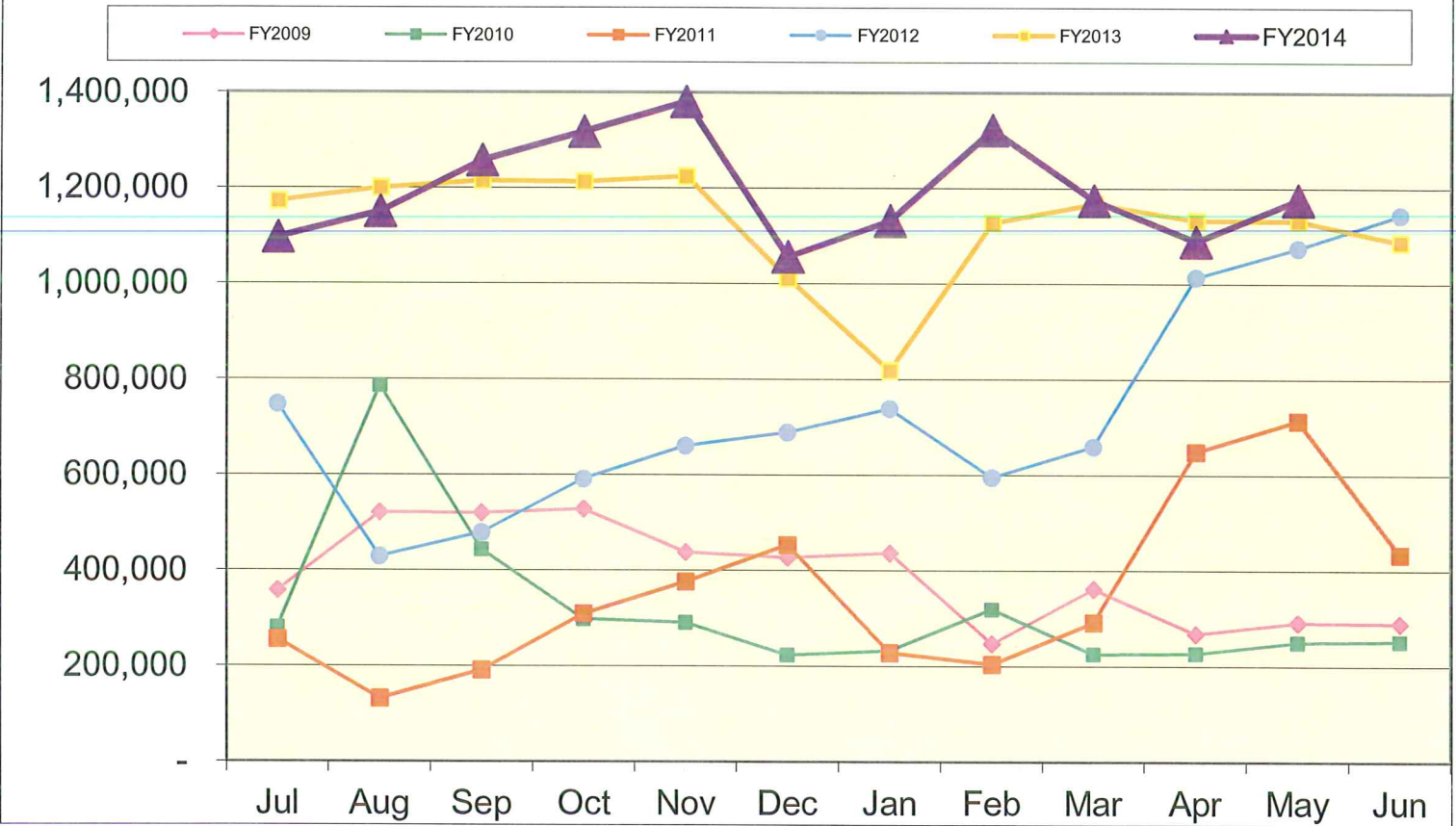
Lexington Local Schools General Fund Cash Balance



Lexington Local Schools Food Service Fund Cash Balance



Lexington Local Schools Employee Benefits Fund Cash Balance



Lexington Local Schools

Permanent Improvement Fund

5/31/2014

Instruction and Administration	Budgeted Amount	Actual Fiscal Year Expended	Current Encumbrances	Available Budget
Playground equipment	\$ 2,340.00	\$ 3,107.99	\$ -	(\$767.99)
Textbooks and instructional equipment	\$ 28,645.88	\$ 73,675.05	\$ -	(\$45,029.17)
Wall mats for Western	\$ 2,296.00	\$ 2,296.00	\$ -	\$0.00
Furniture for Western	\$ 3,100.00	\$ 3,025.24	\$ -	\$74.76
Furniture/equip Curric/SpEd Directors	\$ 15,200.00	\$ 16,228.97	\$ -	(\$1,028.97)
Carpet for Eastern / Clinic furniture	\$ 4,393.00	\$ 5,685.70	\$ -	(\$1,292.70)
New shredder	\$ 2,419.00	\$ 2,199.00	\$ -	\$220.00
Music instruments and equipment	\$ -	\$ 2,271.91	\$ -	(\$2,271.91)

Maintenance

Riding Line maker	\$ 11,995.00	\$ 11,995.00	\$ -	\$0.00
Mower lease	\$ 19,416.00	\$ 19,416.08	\$ -	(\$0.08)
HS restroom upgrades	\$ 10,800.00	\$ 6,212.00	\$ -	\$4,588.00
Boiler Replacement at Central	\$ -	\$ 36,980.00	\$ -	(\$36,980.00)
Roof Repairs	\$ -	\$ 13,355.00	\$ -	(\$13,355.00)

Transportation

New bus and security camera	\$ 90,376.00	\$ 90,376.00	\$ -	\$0.00
Equipment at Bus Garage	\$ 700.00	\$ 683.05	\$ -	\$16.95

Technology

Notebooks and carts	\$ 101,000.00	\$ 100,444.80	\$ -	\$555.20
Computers, servers, tech equip., etc.	\$ 185,311.00	\$ 127,119.04	\$ 737.10	\$57,454.86
Sunguard	\$ 25,000.00	\$ 24,446.20	\$ 372.80	\$181.00
HS Auditorium projector system	\$ 11,000.00	\$ 2,512.00	\$ -	\$8,488.00

Food Service

Steamer system filter	\$ 4,835.00	\$ -	\$ -	\$4,835.00
-----------------------	-------------	------	------	------------

Athletics and Student Activities

2 Wrestling Mats	\$ 21,558.00	\$ 21,558.00	\$ -	\$0.00
Athletic equipment, etc.	\$ 27,505.00	\$ 31,039.50	\$ 1,041.00	(\$4,575.50)
Athletic office furniture, carpet	\$ 6,755.00	\$ 6,461.65	\$ -	\$293.35
Track Repair	\$ -	\$ 8,000.00	\$ -	(\$8,000.00)

Fees

Tax Collection Fees	\$ 12,000.00	\$ 7,490.43	\$ -	\$4,509.57
---------------------	--------------	-------------	------	------------

	Budgeted Amount	Actual Fiscal Year Expended	Current Encumbrances	Available Budget
Totals	\$ 586,644.88	\$ 616,578.61	\$ 2,150.90	\$ (32,084.63)
Return of Advance to General Fund	\$ 50,000.00	\$ 50,000.00		
Total Budgeted Plus Return to Gen. Fund	\$ 636,644.88			

Actual Cash Balance 7/1/13	\$ 160,415.10
Revenues FY14 - Taxes from levy	\$ 647,778.75
Expenditures FY14	\$ (666,578.61)
Current Cash Balance	\$141,615.24
Current Encumbrances	\$ (2,150.90)
Available Balance	\$139,464.34

Check#	Check Date	Org Sta	Vendor Paid	Check Amount	Status Date
070304	05/06/2014	W/R	ALBERT GUARNIERI & CO., INC.	61.58	05/09/2014
070305	05/06/2014	W/R	MURRAY, ANDREA	29.94	05/12/2014
070306	05/06/2014	W/R	CALLIS, BRANDEE	49.56	05/09/2014
070307	05/06/2014	W/R	CAIN GRAPHICS AND SCREEN PRINT	354.00	05/14/2014
070308	05/06/2014	W/R	MERRITT, CAROL	36.96	05/12/2014
070309	05/06/2014	W/R	CLEARWATER SYSTEMS	29.90	05/09/2014
070310	05/06/2014	W/R	COLE DISTRIBUTING	26,591.05	05/08/2014
070311	05/06/2014	W/R	WEIKLE, CONNIE	34.44	05/08/2014
070312	05/06/2014	W/R	KUNZ, CYNTHIA J	369.00	05/12/2014
070313	05/06/2014	W/R	DAIRY ENTERPRISES INC.	482.30	05/09/2014
070314	05/06/2014	W/R	MARIKIS, DENNIS	12,200.00	05/13/2014
070315	05/06/2014	W/R	E & T TRUCKING	570.00	05/12/2014
070316	05/06/2014	W/R	DEPEW, EMILY	25.93	05/12/2014
070317	05/06/2014	W/R	FOLLETT SCHOOL SOLUTIONS, INC	1,110.20	05/12/2014
070318	05/06/2014	W/R	GEYER'S MARKET'S, INC.	198.56	05/12/2014
070319	05/06/2014	W/W	GIONINO'S PIZZERIA	371.74	
070320	05/06/2014	W/R	GORDON FOOD SERVICE	16,940.82	05/13/2014
070321	05/06/2014	W/R	HANK'S SALES & SERVICE, INC.	550.00	05/21/2014
070322	05/06/2014	W/R	HOME DEPOT	734.92	05/13/2014
070323	05/06/2014	W/R	IT'S A PHOTO BOOTH LLC	600.00	05/13/2014
070324	05/06/2014	W/R	BERICK, JEANNETTE	13.16	05/12/2014
070325	05/06/2014	W/R	JOHN GARBER MATERIALS, INC.	149.18	05/20/2014
070326	05/06/2014	W/R	KELL ACE HARDWARE	111.16	05/09/2014
070327	05/06/2014	W/R	RITCHEY, KELLIE ANN	1,000.00	05/13/2014
070328	05/06/2014	W/R	LEXIAN YEARBOOK	100.00	05/23/2014
070329	05/06/2014	W/W	MYERS, LYNN	20.16	
070330	05/06/2014	W/R	MANSFIELD AUTO PARTS	533.29	05/12/2014
070331	05/06/2014	W/R	SHAFFER, MICHELLE	166.39	05/19/2014
070332	05/06/2014	W/R	MILLIRON WASTE MGT.	731.64	05/09/2014
070333	05/06/2014	W/R	MT BUSINESS TECHNOLOGIES, INC.	737.40	05/09/2014
070334	05/06/2014	W/R	MVD SPORTS	75.00	05/12/2014
070335	05/06/2014	W/R	O.E. MEYER COMPANY	90.03	05/15/2014
070336	05/06/2014	W/W	OHIO HIGH SCHOOL GOLF COACHES	50.00	
070337	05/06/2014	W/R	ORIENTAL TRADING COMPANY	50.00	05/13/2014
070338	05/06/2014	W/R	PENN, PAMELA	100.00	05/09/2014
070339	05/06/2014	W/R	QUENCH	38.00	05/14/2014
070340	05/06/2014	W/R	BIGLEY, REBECCA	126.89	05/13/2014
070341	05/06/2014	W/R	RENHILL GROUP, INC.	2,000.01	05/12/2014
070342	05/06/2014	W/R	SAM'S CLUB	140.63	05/13/2014
070343	05/06/2014	W/R	SCHMIDT SECURITY	889.06	05/08/2014
070344	05/06/2014	W/R	STANTON SHEET MUSIC	91.68	05/12/2014
070345	05/06/2014	W/W	THERESA-ANN'S BRIDAL & FINE	40.00	
070346	05/08/2014	W/R	CASS FRAMES	91.25	05/13/2014
070347	05/08/2014	W/R	CDW-G	92.12	05/14/2014
070348	05/08/2014	W/R	CLEVELAND TANK AND SUPPLY	1,122.00	05/13/2014
070349	05/08/2014	W/R	COLES ENERGY, INC.	471.39	05/14/2014
070350	05/08/2014	W/R	DYSLEXIA INSTITUTES OF AMERICA	800.00	05/19/2014
070351	05/08/2014	W/R	G & L SUPPLY CO.	505.98	05/12/2014
070352	05/08/2014	W/W	GIONINO'S PIZZERIA	322.00	
070353	05/08/2014	W/R	GRAINGER	156.11	05/13/2014
070354	05/08/2014	W/R	RIVERSIDE PUBLISHING	63.00	05/13/2014
070355	05/08/2014	W/R	J & B ACCOUSTICAL	60.19	05/12/2014

Date: 6/03/2014

C H E C K R E G I S T E R
Processing Month: May 2014
LEXINGTON LOCAL SCHOOLS

Page: 2
(CHKREG)

Check#	Check Date	Org Sta	Vendor Paid	Check Amount	Status Date
070356	05/08/2014	W/R	ROBERTS, JOE	64.21	05/12/2014
070357	05/08/2014	W/R	KELL ACE HARDWARE	6.40	05/13/2014
070358	05/08/2014	W/W	LESLEY UNIVERSITY	695.00	
070359	05/08/2014	W/R	MANSFIELD RUBBER STAMP	136.00	05/13/2014
070360	05/08/2014	W/R	McCAMMON TRENCHING	1,750.00	05/13/2014
070361	05/08/2014	W/R	MEDCENTRAL PEDIATRIC THERAPY	36,040.00	05/14/2014
070362	05/08/2014	W/R	NORTH CENTRAL OHIO ESC	647.50	05/14/2014
070363	05/08/2014	W/W	OHIO ASSOCIATION FOR PUPIL	35.00	
070364	05/08/2014	W/R	PLUMBMASTER, INC.	16.46	05/13/2014
070365	05/08/2014	W/R	POST MASTER	735.00	05/12/2014
070366	05/08/2014	W/R	STAPLES	53.99	05/12/2014
070367	05/08/2014	W/R	STATE TEACHERS RETIREMENT	4,102.35	05/16/2014
070368	05/08/2014	W/R	STIMA, VICKIE	261.37	05/08/2014
070369	05/08/2014	B/R	RHODES, DOUG	66.00	05/20/2014
070370	05/08/2014	B/R	FREYTAG, JUDI	66.00	05/19/2014
070371	05/12/2014	W/R	AMERICAN ELECTRIC POWER	2,635.70	05/16/2014
070372	05/12/2014	W/R	BAKER VEHICLE SYSTEMS, INC.	27.41	05/14/2014
070373	05/12/2014	W/R	CLEARWATER SYSTEMS	59.80	05/14/2014
070374	05/12/2014	W/R	STORAD, CONRAD	800.00	05/15/2014
070375	05/12/2014	W/R	RICHLAND AREA CHAMBER OF COMM	149.00	05/21/2014
070376	05/12/2014	W/W	OAEP	50.00	
070377	05/12/2014	W/R	RC THERAPY SERVICES, INC.	5,890.50	05/21/2014
070378	05/12/2014	W/R	RENHILL GROUP, INC.	808.39	05/15/2014
070379	05/12/2014	W/R	STATE OF OHIO UST BOARD	1,400.00	05/16/2014
070380	05/12/2014	W/R	SYSCO CLEVELAND, INC.	1,979.81	05/15/2014
070381	05/12/2014	W/R	THE CENTER FOR INDIVIDUAL &	107.50	05/20/2014
070382	05/12/2014	W/R	VAC PARTS WAREHOUSE	130.09	05/20/2014
070383	05/15/2014	W/R	ALBERT GUARNIERI & CO., INC.	61.58	05/19/2014
070384	05/15/2014	W/R	NICKLES BAKERY	534.38	05/19/2014
070385	05/15/2014	W/R	AWARDSMITH	252.50	05/27/2014
070386	05/15/2014	W/R	BARNES & NOBLE	223.80	05/22/2014
070387	05/15/2014	W/R	WHITNEY, BRENDA K	495.00	05/23/2014
070388	05/15/2014	W/R	CDW-G	35.70	05/19/2014
070389	05/15/2014	W/R	COLES ENERGY, INC.	554.13	05/19/2014
070390	05/15/2014	W/R	CULLIGAN QUALITY WATER	37.00	05/20/2014
070391	05/15/2014	W/R	DAIRY ENTERPRISES INC.	1,700.86	05/19/2014
070392	05/15/2014	W/R	MARIKIS, DENNIS	15,500.00	05/28/2014
070393	05/15/2014	W/R	G.A. WINTZER & SON CO.	50.00	05/20/2014
070394	05/15/2014	W/R	GERMAN'S BUS SALES & SERVICE	388.08	05/23/2014
070395	05/15/2014	W/R	GRAINGER	40.82	05/20/2014
070396	05/15/2014	W/R	HD SUPPLY WATERWORKS, LTD	65.76	05/19/2014
070397	05/15/2014	W/R	J & B ACCOUSTICAL	25.34	05/16/2014
070398	05/15/2014	W/R	GOODALL, JANE M	1,000.00	05/20/2014
070399	05/15/2014	W/R	JF SHEFFEY ASSOCIATES	60.00	05/21/2014
070400	05/15/2014	W/R	JOSTEN'S, INC.	7.70	05/19/2014
070401	05/15/2014	W/R	HEIMANN, KAYLA	430.00	05/19/2014
070402	05/15/2014	W/R	LAKEWOOD RACQUET CLUB	500.00	05/20/2014
070403	05/15/2014	W/R	LEXINGTON ATHLETIC DEPT./PC	131.00	05/15/2014
070404	05/15/2014	W/R	MAUK, MARK	1,000.00	05/22/2014
070405	05/15/2014	W/R	ROGGIO, MATT	8.00	05/30/2014
070406	05/15/2014	W/R	METRONOME MUSIC STORE	80.00	05/22/2014
070407	05/15/2014	W/R	HOCK, MICHELE	336.00	05/21/2014

Check#	Check Date	Org Sta	Vendor Paid	Check Amount	Status Date
070408	05/15/2014	W/R	MID-OHIO ED. SERVICE CENTER	340.00	05/16/2014
070409	05/15/2014	W/R	PEARSON ASSESSMENTS	878.85	05/19/2014
070410	05/15/2014	W/R	ACORN DISTRIBUTORS, INC.	342.93	05/20/2014
070411	05/15/2014	W/R	POTTER, NICHOLE	66.08	05/19/2014
070412	05/15/2014	W/W	OMPRAKASH	199.25	
070413	05/15/2014	W/R	ONTARIO ATHLETIC DEPT.	150.00	05/21/2014
070414	05/15/2014	W/R	PEOPLE & WAGGONER, LTD.	1,760.00	05/19/2014
070415	05/15/2014	W/R	PLUMBMASTER, INC.	228.59	05/19/2014
070416	05/15/2014	W/R	SARVER PAVING COMPANY	213.64	05/19/2014
070417	05/15/2014	W/R	SCANTRON CORPORATION	251.50	05/20/2014
070418	05/15/2014	W/R	SCHOOL SPECIALTY INC.	268.07	05/19/2014
070419	05/15/2014	W/R	SPEED STACKS, INC.	65.98	05/21/2014
070420	05/15/2014	W/R	STANDARD PLUMBING & HEATING CO	467.00	05/19/2014
070421	05/15/2014	W/W	TEACHERSPAYTEACHERS	423.95	
070422	05/15/2014	W/R	OHIO BUREAU OF CRIMINAL IDENT.	96.00	05/22/2014
070423	05/15/2014	W/R	WORNER ROOFING COMPANY	792.00	05/16/2014
070424	05/16/2014	W/R	STOYKO, DAVID	55.00	05/22/2014
070425	05/16/2014	W/R	KENNEDY, JOHN E (JACK)	55.00	05/23/2014
070426	05/16/2014	W/R	MALABAR FARM STATE PARK	528.00	05/28/2014
070427	05/19/2014	W/R	ALTITUDE HEADQUARTERS, LLC	250.00	05/30/2014
070428	05/19/2014	W/R	AWARDSMITH	628.50	05/27/2014
070429	05/19/2014	W/R	ACCESSIBILITY SOLUTIONS LLC	294.00	05/27/2014
070430	05/19/2014	W/R	CHO, HANG-BAEK	207.17	05/28/2014
070431	05/19/2014	W/R	COLES ENERGY, INC.	1,142.61	05/23/2014
070432	05/19/2014	W/R	EDGE DOCUMENT SOLUTIONS, LLC	260.67	05/23/2014
070433	05/19/2014	W/R	GRAINGER	45.95	05/27/2014
070434	05/19/2014	W/R	ITsavvy	1,940.00	05/27/2014
070435	05/19/2014	W/R	WEIDIG, KATHY	161.12	05/23/2014
070436	05/19/2014	W/R	MALABAR FARM STATE PARK	510.00	05/28/2014
070437	05/19/2014	W/R	McNAUGHTON-McKAY ELECTRIC CO	303.55	05/22/2014
070438	05/19/2014	W/R	STAPLES ADVANTAGE	54.92	05/27/2014
070439	05/19/2014	W/R	JONES, TIMOTHY M.	1,062.06	05/30/2014
070440	05/19/2014	W/R	WORNER ROOFING COMPANY	1,755.00	05/20/2014
070441	05/20/2014	W/R	TRACTOR SUPPLY COMPANY	99.99	05/23/2014
070442	05/20/2014	W/R	METROPOLITAN EDUCATIONAL	1,042.21	05/27/2014
070443	05/20/2014	W/R	SCHOOL EMPLOYEES RETIREMENT	4,695.12	05/27/2014
070444	05/20/2014	W/R	STATE TEACHERS RETIREMENT	4,107.85	05/23/2014
070445	05/21/2014	W/R	FIN, FEATHER, FUR OUTFITTERS	310.45	05/23/2014
070446	05/22/2014	W/W	RUSH, ANNETTE	570.00	
070447	05/22/2014	W/W	COLLEGE BOARD, THE	4,035.00	
070448	05/22/2014	W/W	ARTOME	3,040.00	
070449	05/22/2014	W/R	JAVUREK, AUSTIN	52.25	05/29/2014
070450	05/22/2014	W/R	CASS FRAMES	20.00	05/28/2014
070451	05/22/2014	W/R	CBIZ BENEFITS & INSURANCE	2,750.00	05/28/2014
070452	05/22/2014	W/R	CDW-G	3,539.99	05/28/2014
070453	05/22/2014	W/R	CHARLES RITTER CO.	61.46	05/27/2014
070454	05/22/2014	W/R	DAIRY ENTERPRISES INC.	2,435.61	05/28/2014
070455	05/22/2014	W/R	COLLINS, DEBORAH	567.90	05/30/2014
070456	05/22/2014	W/R	ELECTRICAL APPLIANCE REPAIR	28.85	05/29/2014
070457	05/22/2014	W/R	FRIENDLY HOUSE	260.00	05/30/2014
070458	05/22/2014	W/R	GRAINGER	239.11	05/28/2014
070459	05/22/2014	W/R	HD SUPPLY FACILITIES	430.54	05/30/2014

Date: 6/03/2014

C H E C K R E G I S T E R
Processing Month: May 2014
LEXINGTON LOCAL SCHOOLS

Page: 4
(CHKREG)

Check#	Check Date	Org Sta	Vendor Paid	Check Amount	Status Date
070460	05/22/2014	W/R	HEALTHCARE BILLING SERVICES	869.16	05/30/2014
070461	05/22/2014	W/R	HOBART SERVICE	107.70	05/28/2014
070462	05/22/2014	W/R	ITSavvy	608.00	05/29/2014
070463	05/22/2014	W/R	J & B ACCOUSTICAL	225.78	05/27/2014
070464	05/22/2014	W/R	RUTSCHILLING, JODY	1,000.00	05/30/2014
070465	05/22/2014	W/R	WORLEY, KAREN	25.00	05/30/2014
070466	05/22/2014	W/R	KELL ACE HARDWARE	76.04	05/28/2014
070467	05/22/2014	W/R	McNAUGHTON-McKAY ELECTRIC CO	684.75	05/27/2014
070468	05/22/2014	W/W	METRONOME MUSIC STORE	203.00	
070469	05/22/2014	W/R	MHS INDUSTRIAL SUPPLY	172.80	05/27/2014
070470	05/22/2014	W/R	SHAFFER, MICHELLE	825.00	05/29/2014
070471	05/22/2014	W/R	MID-OHIO ED. SERVICE CENTER	31.10	05/27/2014
070472	05/22/2014	W/R	STAPLES, MITCHELL L	415.00	05/29/2014
070473	05/22/2014	W/R	ORIENTAL TRADING COMPANY	102.75	05/30/2014
070474	05/22/2014	W/W	PHOTORAMA	100.00	
070475	05/22/2014	W/R	POWER OF THE PEN	320.00	05/29/2014
070476	05/22/2014	W/W	VARGO, ROBECCA	570.00	
070477	05/22/2014	W/R	RENHILL GROUP, INC.	1,798.71	05/28/2014
070478	05/22/2014	W/W	KNUCKLES, RYAN	62.98	
070479	05/22/2014	W/R	SCHOLASTIC BOOK FAIRS	5,300.18	05/28/2014
070480	05/22/2014	W/R	SCHOOL HEALTH CORP.	346.46	05/29/2014
070481	05/22/2014	W/R	SCHOOL SPECIALTY INC.	144.51	05/27/2014
070482	05/22/2014	W/R	BROWNELL, TOM	176.94	05/28/2014
070483	05/22/2014	W/R	U.S. AWARDS, INC.	568.30	05/28/2014
070484	05/22/2014	W/R	WOLFF BROS. SUPPLY, INC.	330.99	05/28/2014
070485	05/29/2014	W/W	NICKLES BAKERY	718.92	
070486	05/29/2014	W/W	AMERICAN ELECTRIC POWER	24,466.10	
070487	05/29/2014	W/W	AWARDSMITH	1,308.90	
070488	05/29/2014	W/W	BAKER VEHICLE SYSTEMS, INC.	22.00	
070489	05/29/2014	W/W	BAUMSPAGE.COM,LLC	55.63	
070490	05/29/2014	W/W	CDW-G	232.76	
070491	05/29/2014	W/W	CenturyLink	1,494.95	
070492	05/29/2014	W/W	CULLIGAN QUALITY WATER	35.00	
070493	05/29/2014	W/W	KUNZ, CYNTHIA J	546.00	
070494	05/29/2014	W/W	BROWNELL, EDWINA	11.46	
070495	05/29/2014	W/W	G & L SUPPLY CO.	320.80	
070496	05/29/2014	W/W	GILBARCO INC.	30.00	
070497	05/29/2014	W/W	GIONINO'S PIZZERIA	65.00	
070498	05/29/2014	W/W	GRAINGER	109.54	
070499	05/29/2014	W/W	HEINEMANN	838.75	
070500	05/29/2014	W/W	IMAGEMARKET	259.00	
070501	05/29/2014	W/W	INSTITUTE FOR MULTI-SENSORY ED	975.00	
070502	05/29/2014	W/W	ITSavvy	608.00	
070503	05/29/2014	W/W	BRIGHT, JESSICA	70.67	
070504	05/29/2014	W/W	RUTSCHILLING, JODY	152.99	
070505	05/29/2014	W/W	WEIDIG, KATHY	118.41	
070506	05/29/2014	W/W	LEX LANES	736.00	
070507	05/29/2014	W/W	LEXINGTON LOCAL SCHOOLS	126.14	
070508	05/29/2014	W/W	WATERER, LYNN	570.00	
070509	05/29/2014	W/W	MIDWAY OF MANSFIELD	12.59	
070510	05/29/2014	W/W	NWDAB	275.73	
070511	05/29/2014	W/W	SCHOLASTIC BOOK CLUBS, INC.	24.00	

Date: 6/03/2014

C H E C K R E G I S T E R
Processing Month: May 2014
LEXINGTON LOCAL SCHOOLS

Page: 5
(CHKREG)

Check#	Check Date	Org Sta	Vendor Paid	Check Amount	Status Date
070512	05/29/2014	W/W	SPORT-N-SHOES	155.45	
070513	05/29/2014	W/W	STAPLES	79.80	
070514	05/29/2014	W/W	SCHEID, TIM	380.00	
070515	05/29/2014	W/W	TRANSPORTATION ACCESSORIES CO.	106.59	
070516	05/29/2014	W/W	VERIZON WIRELESS	650.61	
070517	05/29/2014	W/W	VILLAGE OF LEXINGTON	5,038.74	
070518	05/29/2014	W/W	WAL-MART DISCOUNT CITIES	676.33	
070519	05/29/2014	W/R	WORNER ROOFING COMPANY	312.92	05/30/2014
070520	05/30/2014	W/W	BATTERY MART	441.47	
070521	05/30/2014	W/W	SPYKER, BERNARD E.	156.00	
070522	05/30/2014	W/W	GROVES, BRADFORD S	110.00	
070523	05/30/2014	W/W	DARLING, BRANDON	110.00	
070524	05/30/2014	W/W	KRILL, BRUCE C	310.00	
070525	05/30/2014	W/W	WEIRICH, BRUCE	160.00	
070526	05/30/2014	W/W	VOLPE, CARL	118.00	
070527	05/30/2014	W/W	CDI COMPUTERS DEALERS INC.	340.00	
070528	05/30/2014	W/W	CHAMPION TRACK	8,000.00	
070529	05/30/2014	W/W	MEYER CHARLES H	118.00	
070530	05/30/2014	W/W	STONE, CHARLES	55.00	
070531	05/30/2014	W/W	CORPAD	45.00	
070532	05/30/2014	W/W	SABO, DANIEL M	116.00	
070533	05/30/2014	W/W	GRAHAM, DAVID C	110.00	
070534	05/30/2014	W/W	HERSHEY, DAVID	122.00	
070535	05/30/2014	W/W	MADARAS, DAVID L	190.00	
070536	05/30/2014	W/W	PARENT, DAVID L.	194.00	
070537	05/30/2014	W/W	SPIESS, DAVID	312.00	
070538	05/30/2014	W/W	SABO, DENNIS M	110.00	
070539	05/30/2014	W/W	MCCLELLAN, DIANE L	306.00	
070540	05/30/2014	W/W	HERMAN, DONALD	160.00	
070541	05/30/2014	W/W	STANDISH, DONALD L	226.00	
070542	05/30/2014	W/W	CLAY, DOYLE JR	206.00	
070543	05/30/2014	W/W	DOHANOS, EDWARD	116.00	
070544	05/30/2014	W/W	EXPRESS PUBLISHING & PRINTING	275.00	
070545	05/30/2014	W/W	FUSION APPAREL	960.00	
070546	05/30/2014	W/W	ORR, GILBERT A	110.00	
070547	05/30/2014	W/W	SMITH, GLENN	255.00	
070548	05/30/2014	W/W	HOME DEPOT	35.88	
070549	05/30/2014	W/W	ANDERSON, JAMES	110.00	
070550	05/30/2014	W/W	DEMO, JAMES	128.00	
070551	05/30/2014	W/W	DUNBAR, JAMES	110.00	
070552	05/30/2014	W/W	HILE, JAMES	210.00	
070553	05/30/2014	W/W	LAVRICH, JAMES	312.00	
070554	05/30/2014	W/W	SELLERS, JAMES	110.00	
070555	05/30/2014	W/W	SWARTZ, JAMES	236.00	
070556	05/30/2014	W/W	VANHOUTEN, JON	100.00	
070557	05/30/2014	W/W	DELEON, JOSE LUIS JR	100.00	
070558	05/30/2014	W/W	MADARAS, KEITH D	204.00	
070559	05/30/2014	W/W	LAMBERSON KENT H	360.00	
070560	05/30/2014	W/W	KINN, KIP	110.00	
070561	05/30/2014	W/W	MITCHELL, LEE	312.00	
070562	05/30/2014	W/W	WARD, MARK A	160.00	
070563	05/30/2014	W/W	SCHERER, MARY LOU	160.00	

Check#	Check Date	Org Sta	Vendor Paid	Check Amount	Status Date
070564	05/30/2014	W/W	KEMPF, MICHAEL C	160.00	
070565	05/30/2014	W/W	ROOSE, MICHAEL G.	312.00	
070566	05/30/2014	W/W	GALLEHER, MICHAEL W.	110.00	
070567	05/30/2014	W/W	PARSONS, MINDY T	100.00	
070568	05/30/2014	W/W	HORVATH, PHILIP M	180.00	
070569	05/30/2014	W/W	CLOUD, PHILLIP A	166.00	
070570	05/30/2014	W/W	CAMPBELL, RICHARD D	110.00	
070571	05/30/2014	W/W	SAM'S CLUB	1,566.58	
070572	05/30/2014	W/W	DeLUCA, SANDRA	52.00	
070573	05/30/2014	W/W	SCHOOL SPECIALTY INC.	306.18	
070574	05/30/2014	W/W	WIEGAND, SHARON	160.00	
070575	05/30/2014	W/W	STANDARD PLUMBING & HEATING CO	822.00	
070576	05/30/2014	W/W	BRANNON, THOMAS	110.00	
070577	05/30/2014	W/W	BARRETT, TIMOTHY	110.00	
070578	05/30/2014	W/W	CASTLE, WILLIAM D	160.00	
070579	05/30/2014	W/W	ELWER, WILLIAM G.	144.00	
070580	05/30/2014	W/W	AHC, INC	1,257.00	
070581	05/30/2014	W/W	AWARDSMITH	1,515.80	
070582	05/30/2014	W/W	BAKER VEHICLE SYSTEMS, INC.	63.03	
070583	05/30/2014	W/W	BARNES & NOBLE	195.43	
070584	05/30/2014	W/W	RICHLAND COUNTY TREASURER	623.65	
070585	05/30/2014	W/W	ACCESSIBILITY SOLUTIONS LLC	315.00	
070586	05/30/2014	W/W	CARDINAL BUS SALES & SERVICE	374.10	
070587	05/30/2014	W/W	CDI COMPUTERS DEALERS INC.	255.00	
070588	05/30/2014	W/W	CDW-G	2,777.60	
070589	05/30/2014	W/W	CHARLES RITTER CO.	230.48	
070590	05/30/2014	W/W	COLES ENERGY, INC.	884.42	
070591	05/30/2014	W/W	DAIRY ENTERPRISES INC.	1,483.39	
070592	05/30/2014	W/W	ELECTRICAL APPLIANCE REPAIR	182.90	
070593	05/30/2014	W/W	G & L SUPPLY CO.	243.09	
070594	05/30/2014	W/W	GERMAN'S BUS SALES & SERVICE	360.00	
070595	05/30/2014	W/W	GIONINO'S PIZZERIA	198.00	
070596	05/30/2014	W/W	GOPHER SPORTS	66.94	
070597	05/30/2014	W/W	GRAINGER	141.61	
070598	05/30/2014	W/W	HEINEMANN	390.50	
070599	05/30/2014	W/W	HERMITAGE ART COMPANY, INC	135.86	
070600	05/30/2014	W/W	ITsavvy	608.00	
070601	05/30/2014	W/W	LEX LANES	100.00	
070602	05/30/2014	W/W	LOW TEMP REFRIGERATION INC.	111.40	
070603	05/30/2014	W/W	LOWE'S HOME CENTER	103.28	
070604	05/30/2014	W/W	MEDCENTRAL HEALTH SYSTEM	6,500.00	
070605	05/30/2014	W/W	MEDCENTRAL PEDIATRIC THERAPY	27,340.00	
070606	05/30/2014	W/W	MID-OHIO ED. SERVICE CENTER	680.00	
070607	05/30/2014	W/W	ORRVILLE CITY SCHOOLS	190.00	
070608	05/30/2014	W/W	PLUMBMASTER, INC.	302.91	
070609	05/30/2014	W/W	BOGGS, ROBIN	298.48	
070610	05/30/2014	W/W	SCHOOL SPECIALTY INC.	1,997.92	
070611	05/30/2014	W/W	SHERWIN-WILLIAMS	140.37	
070612	05/30/2014	W/W	SIESEL DISTRIBUTING, LLC	604.20	
070613	05/30/2014	W/W	STANDARD PLUMBING & HEATING CO	5,123.00	
070614	05/30/2014	W/W	TEAM SPORTS, INC	720.00	
070615	05/31/2014	W/W	MEYER CHARLES H	138.00	

Date: 6/03/2014

C H E C K R E G I S T E R
Processing Month: May 2014
LEXINGTON LOCAL SCHOOLS

Page: 7
(CHKREG)

Check#	Check Date	Org Sta	Vendor Paid	Check Amount	Status Date
070616	05/31/2014	W/W	SHAFFER, CHRISTIE	100.00	
070617	05/31/2014	W/W	ROSPERT, JACOB	50.00	
070618	05/31/2014	W/W	DELEON, JOSE LUIS JR	100.00	
070619	05/31/2014	W/W	LEXINGTON ATHLETIC ACCOUNT	3,555.00	
690543	05/05/2014	C/R	LEXINGTON SCHOOLS - PAYROLL	487,928.87	05/31/2014
690545	05/08/2014	M/M	OHIO BUREAU OF WORKERS'	59,658.65	
690546	05/09/2014	M/M	LEXINGTON SCHOOLS - PAYROLL	6,607.43	
690547	05/20/2014	C/R	LEXINGTON SCHOOLS - PAYROLL	492,240.66	05/31/2014
690548	05/19/2014	M/M	ANTHEM BENEFIT SERVICES	261,196.75	
690549	05/19/2014	M/M	LEXINGTON SCHOOLS - PAYROLL	6,671.87	
690550	05/22/2014	M/M	MEMO-MID OHIO ESC	7,794.07	
690551	05/29/2014	M/M	RICHLAND COUNTY AUDITOR	387.86	
690553	05/31/2014	M/M	MEMO-S.E.R.S.	43,616.00	
690554	05/31/2014	M/M	MEMO-S.T.R.S.	109,876.00	
Total Checks Issued				\$ 1,812,736.03	

DATE: 06/03/2014
TIME: 12:18

LEXINGTON LOCAL SCHOOLS
TRANS. BY FUND/RCPT, ALL FUNDS
DATES 05/01/2014 THRU 05/31/2014
SORTED BY TRANSACTION DATE

PAGE: 1
(RECLD)

TRANS NO	ITEM NO	TRANS DATE	STS	DESCRIPTION OR SOURCE	TI	FUND	RCPT	SPEC	SUBJ	OPU	TRANS AMOUNT
065522	0001	05/15/2014	A	Prop Tax Adv - Richland Genera	03	001	1111	0000	000000	000	1,504.72
065522	0002	05/15/2014	A	Prop Tax Adv Richland Emerg	03	001	1111	0000	000000	000	1,126.06
RCPT CODE SUB-TOTAL:											2,630.78
065456	0001	05/06/2014	A	Miller May Tuition	03	001	1211	0000	000000	000	572.83
065474	0001	05/09/2014	A	Iten May tuition	03	001	1211	0000	000000	000	572.83
065480	0001	05/12/2014	A	Ghazarian May tuition	03	001	1211	0000	000000	000	1,145.66
065489	0001	05/14/2014	A	Buchanan Apr & May Tuition	03	001	1211	0000	000000	000	1,145.66
065534	0001	05/27/2014	A	Nguzen Apr & May Tuition	03	001	1211	0000	000000	000	3,436.98
RCPT CODE SUB-TOTAL:											6,873.96
065506	0020	05/09/2014	A	Excess Cost (JV98)	03	001	1223	0000	000000	000	34,599.73
065517	0020	05/23/2014	A	Excess Cost (JV98)	03	001	1223	0000	000000	000	0.00
RCPT CODE SUB-TOTAL:											34,599.73
065506	0013	05/09/2014	A	Open Enrollment Revenue	03	001	1227	0000	000000	000	84.44
065517	0013	05/23/2014	A	Open Enrollment Revenue	03	001	1227	0000	000000	000	84.43
RCPT CODE SUB-TOTAL:											168.87
065554	0001	05/30/2014	A	Richland Bank May Interest	03	001	1410	0000	000000	000	679.51
RCPT CODE SUB-TOTAL:											679.51
065438	0001	05/02/2014	A	Western School Fees	03	001	1740	0000	000000	500	20.00
065440	0001	05/02/2014	A	HS School Fees	03	001	1740	0000	000000	100	60.00
065445	0001	05/02/2014	A	HS Student Fees	03	001	1740	0000	000000	200	10.00
065446	0001	05/02/2014	A	HS Summer PE pymts	03	001	1740	0000	080999	100	450.00
065450	0001	05/05/2014	A	Western School fees	03	001	1740	0000	000000	500	40.00
065454	0001	05/06/2014	A	HS School Fees	03	001	1740	0000	000000	100	63.00
065455	0001	05/06/2014	A	HS Summer PE payments	03	001	1740	0000	080999	100	270.00
065460	0001	05/08/2014	A	HS School Fees	03	001	1740	0000	000000	100	71.50
065466	0001	05/08/2014	A	Western fees	03	001	1740	0000	000000	500	20.00
065471	0001	05/09/2014	A	Summer PE	03	001	1740	0000	080999	100	180.00
065476	0001	05/09/2014	A	Eastern school fees	03	001	1740	0000	000000	300	70.00
065481	0001	05/13/2014	A	HS Summer PE	03	001	1740	0000	080999	100	90.00
065513	0001	05/21/2014	A	Eastern School Fees	03	001	1740	0000	000000	300	30.00
065525	0001	05/23/2014	A	Central School fees	03	001	1740	0000	000000	400	5.00
065527	0001	05/23/2014	A	HS School Fees	03	001	1740	0000	000000	100	148.00
065530	0001	05/27/2014	A	Western school fees	03	001	1740	0000	000000	500	10.00
065535	0001	05/28/2014	A	HS School fees	03	001	1740	0000	000000	100	47.00

STATUS (STS) CODES:

A-RECEIPT B-REFUND OF RECEIPT V-VOID REFUND OF RECEIPT X-REDUCTION OF EXPENDITURE
C-APPROPRIATION OR BUDGET MODIFICATIONS D-EXPENSE/SUPPLIES DISTRIBUTION F-FUND TO FUND TRANSFER

TRANS NO	ITEM NO	TRANS DATE	STS	DESCRIPTION OR SOURCE	TI	FUND	RCPT	SPCC	SUBJ	OPU	TRANS AMOUNT
065537	0001	05/28/2014	A	HS Summer PE	03	001	1740	0000	080999	100	90.00
065543	0002	05/29/2014	A	Lost library book	03	001	1740	0000	000000	300	16.00
065543	0004	05/29/2014	A	Eastern school fees	03	001	1740	0000	000000	300	109.00
065544	0001	05/30/2014	A	HS School fees	03	001	1740	0000	000000	100	34.00
065547	0001	05/30/2014	A	HS Summer PE	03	001	1740	0000	080999	100	180.00
065548	0001	05/30/2014	A	HS Fees - Pay For It	03	001	1740	0000	000000	100	0.00
065548	0002	05/30/2014	A	Central Fees - Pay For It	03	001	1740	0000	000000	400	0.00
065548	0003	05/30/2014	A	Jr High Fees - Pay For It	03	001	1740	0000	000000	400	53.00
065548	0004	05/30/2014	A	Eastern Fees - Pay For It	03	001	1740	0000	000000	400	0.00
065548	0005	05/30/2014	A	Western Fees - Pay For It	03	001	1740	0000	000000	400	0.00
065551	0001	05/30/2014	A	Western school fees	03	001	1740	0000	000000	500	20.00
RCPT CODE SUB-TOTAL:											2,086.50
065443	0001	05/02/2014	A	Bldg Rental - Upward Awards	03	001	1810	0000	000000	000	315.70
065488	0001	05/14/2014	A	Bldg Rental - Zumba	03	001	1810	0000	000000	000	97.50
RCPT CODE SUB-TOTAL:											413.20
065508	0001	05/20/2014	A	NOESC Preschool Field Trip	03	001	1890	0000	000000	000	101.00
RCPT CODE SUB-TOTAL:											101.00
065515	0001	05/22/2014	A	HAS payment - Truck repairs	03	001	1934	0000	000000	000	1,292.67
RCPT CODE SUB-TOTAL:											1,292.67
065506	0001	05/09/2014	A	Opportunity Grant	03	001	3110	0000	000000	000	269,448.32
065506	0002	05/09/2014	A	Targeted Assistance	03	001	3110	0000	000000	000	16,526.63
065506	0003	05/09/2014	A	K-3 Literacy Funding	03	001	3110	0000	000000	000	3,790.69
065506	0005	05/09/2014	A	Limited English Prof Funding	03	001	3110	0000	000000	000	478.45
065506	0006	05/09/2014	A	Gifted Education Funding	03	001	3110	0000	000000	000	4,746.10
065506	0007	05/09/2014	A	Transportation	03	001	3110	0000	000000	000	27,315.27
065506	0008	05/09/2014	A	Special Education Funding	03	001	3110	0000	000000	000	37,245.33
065506	0010	05/09/2014	A	Transitional Aid Guarantee	03	001	3110	0000	000000	000	11,098.46
065506	0011	05/09/2014	A	Preschool Special Educ Funding	03	001	3110	0000	000000	000	5,298.12
065506	0012	05/09/2014	A	Special Educ Transportation	03	001	3110	0000	000000	000	2,111.80
065517	0001	05/23/2014	A	Opportunity Grant	03	001	3110	0000	000000	000	269,978.98
065517	0002	05/23/2014	A	Targeted Assistance	03	001	3110	0000	000000	000	16,489.37
065517	0003	05/23/2014	A	K-3 Literacy Funding	03	001	3110	0000	000000	000	3,785.25
065517	0005	05/23/2014	A	Limited English Prof Funding	03	001	3110	0000	000000	000	477.81
065517	0006	05/23/2014	A	Gifted Education Funding	03	001	3110	0000	000000	000	4,740.56
065517	0007	05/23/2014	A	Transportation	03	001	3110	0000	000000	000	26,793.32
065517	0008	05/23/2014	A	Special Education Funding	03	001	3110	0000	000000	000	37,252.30

STATUS (STS) CODES:
 A-RECEIPT B-REFUND OF RECEIPT V-VOID REFUND OF RECEIPT X-REDUCTION OF EXPENDITURE
 C-APPROPRIATION OR BUDGET MODIFICATIONS D-EXPENSE/SUPPLIES DISTRIBUTION F-FUND TO FUND TRANSFER

TRANS NO	ITEM NO	TRANS DATE	STS	DESCRIPTION OR SOURCE	TI	FUND	RCPT	SPCC	SUBJ	OPU	TRANS AMOUNT
065517	0010	05/23/2014	A	Transitional Aid Guarantee	03	001	3110	0000	000000	000	11,098.45-
065517	0011	05/23/2014	A	Preschool Special Educ Funding	03	001	3110	0000	000000	000	5,298.35
065517	0012	05/23/2014	A	Special Educ Transportation	03	001	3110	0000	000000	000	2,111.81
RCPT CODE SUB-TOTAL:											711,691.55
065506	0004	05/09/2014	A	Economic Disadvantaged Funding	03	001	3211	0000	000000	000	2,166.70
065517	0004	05/23/2014	A	Economic Disadvantaged Funding	03	001	3211	0000	000000	000	2,199.81
RCPT CODE SUB-TOTAL:											4,366.51
065506	0009	05/09/2014	A	Career Tech Education Funding	03	001	3219	0000	000000	000	363.19
065517	0009	05/23/2014	A	Career Tech Education Funding	03	001	3219	0000	000000	000	363.25
RCPT CODE SUB-TOTAL:											726.44
065540	0001	05/30/2014	A	MEDICAID Recd -5/1/2014	03	001	3300	0000	000000	000	5,897.53
RCPT CODE SUB-TOTAL:											5,897.53
FUND CODE SUB-TOTAL:											771,528.25
065522	0003	05/15/2014	A	Prop Tax Adv Richland Perm Imp	03	003	1111	0000	000000	000	133.75
RCPT CODE SUB-TOTAL:											133.75
065517	0022	05/23/2014	A	TPP Non-Oper Reim	03	003	3135	0000	000000	000	11,040.58
RCPT CODE SUB-TOTAL:											11,040.58
FUND CODE SUB-TOTAL:											11,174.33
065464	0026	05/02/2014	A	HS Breakfast	03	006	1511	0000	000000	100	89.25
065464	0027	05/02/2014	A	Jr. Hi Breakfast	03	006	1511	0000	000000	200	22.50
065464	0028	05/02/2014	A	Eastern Breakfast	03	006	1511	0000	000000	300	25.60
065464	0029	05/02/2014	A	Central Breakfast	03	006	1511	0000	000000	400	34.40
065464	0030	05/02/2014	A	Western Breakfast	03	006	1511	0000	000000	500	25.00
065477	0026	05/09/2014	A	HS Breakfast	03	006	1511	0000	000000	100	229.50
065477	0027	05/09/2014	A	Jr. Hi Breakfast	03	006	1511	0000	000000	200	32.85
065477	0028	05/09/2014	A	Eastern Breakfast	03	006	1511	0000	000000	300	68.65
065477	0029	05/09/2014	A	Central Breakfast	03	006	1511	0000	000000	400	50.25
065477	0030	05/09/2014	A	Western Breakfast	03	006	1511	0000	000000	500	49.90

STATUS (STS) CODES:

A-RECEIPT B-REFUND OF RECEIPT V-VOID REFUND OF RECEIPT X-REDUCTION OF EXPENDITURE
 C-APPROPRIATION OR BUDGET MODIFICATIONS D-EXPENSE/SUPPLIES DISTRIBUTION F-FUND TO FUND TRANSFER

TRANS NO	ITEM NO	TRANS DATE	STS	DESCRIPTION OR SOURCE	TI	FUND	RCPT	SPCC	SUBJ	OPU	TRANS AMOUNT
065507	0026	05/16/2014	A	HS Breakfast	03	006	1511	0000	000000	100	220.50
065507	0027	05/16/2014	A	Jr. Hi Breakfast	03	006	1511	0000	000000	200	20.35
065507	0028	05/16/2014	A	Eastern Breakfast	03	006	1511	0000	000000	300	64.05
065507	0029	05/16/2014	A	Central Breakfast	03	006	1511	0000	000000	400	74.05
065507	0030	05/16/2014	A	Western Breakfast	03	006	1511	0000	000000	500	45.30
065541	0026	05/23/2014	A	HS Breakfast	03	006	1511	0000	000000	100	197.15
065541	0027	05/23/2014	A	Jr. Hi Breakfast	03	006	1511	0000	000000	200	28.45
065541	0028	05/23/2014	A	Eastern Breakfast	03	006	1511	0000	000000	300	79.95
065541	0029	05/23/2014	A	Central Breakfast	03	006	1511	0000	000000	400	68.70
065541	0030	05/23/2014	A	Western Breakfast	03	006	1511	0000	000000	500	37.50
065550	0026	05/30/2014	A	HS Breakfast	03	006	1511	0000	000000	100	154.05
065550	0027	05/30/2014	A	Jr. Hi Breakfast	03	006	1511	0000	000000	200	12.75
065550	0028	05/30/2014	A	Eastern Breakfast	03	006	1511	0000	000000	300	53.90
065550	0029	05/30/2014	A	Central Breakfast	03	006	1511	0000	000000	400	39.85
065550	0030	05/30/2014	A	Western Breakfast	03	006	1511	0000	000000	500	29.00

RCPT CODE SUB-TOTAL: 1,753.45

065464	0001	05/02/2014	A	HS Stu. Type A	03	006	1512	0000	000000	100	1,753.50
065464	0005	05/02/2014	A	HS ROA Stu. Type A	03	006	1512	0000	000000	100	537.15-
065464	0006	05/02/2014	A	Jr Hi Stu. Type A	03	006	1512	0000	000000	200	851.20
065464	0010	05/02/2014	A	Jr. Hi ROA Stu. Type A	03	006	1512	0000	000000	200	419.75-
065464	0011	05/02/2014	A	Eastern Stu. Type A	03	006	1512	0000	000000	300	663.55
065464	0015	05/02/2014	A	Eastern ROA Stu. Type A	03	006	1512	0000	000000	300	124.20-
065464	0016	05/02/2014	A	Central Stu. Type A	03	006	1512	0000	000000	400	600.20
065464	0020	05/02/2014	A	Central ROA Stu. Type A	03	006	1512	0000	000000	400	259.75-
065464	0021	05/02/2014	A	Western Stu. Type A	03	006	1512	0000	000000	500	370.25
065464	0025	05/02/2014	A	Western ROA Stu. Type A	03	006	1512	0000	000000	500	150.93-
065477	0001	05/09/2014	A	HS Stu. Type A	03	006	1512	0000	000000	100	4,133.85
065477	0005	05/09/2014	A	HS ROA Stu. Type A	03	006	1512	0000	000000	100	1,130.45-
065477	0006	05/09/2014	A	Jr Hi Stu. Type A	03	006	1512	0000	000000	200	2,067.35
065477	0010	05/09/2014	A	Jr. Hi ROA Stu. Type A	03	006	1512	0000	000000	200	570.95-
065477	0011	05/09/2014	A	Eastern Stu. Type A	03	006	1512	0000	000000	300	1,664.40
065477	0015	05/09/2014	A	Eastern ROA Stu. Type A	03	006	1512	0000	000000	300	391.00-
065477	0016	05/09/2014	A	Central Stu. Type A	03	006	1512	0000	000000	400	1,424.35
065477	0020	05/09/2014	A	Central ROA Stu. Type A	03	006	1512	0000	000000	400	432.74-
065477	0021	05/09/2014	A	Western Stu. Type A	03	006	1512	0000	000000	500	953.50
065477	0025	05/09/2014	A	Western ROA Stu. Type A	03	006	1512	0000	000000	500	158.83-
065507	0001	05/16/2014	A	HS Stu. Type A	03	006	1512	0000	000000	100	4,013.55
065507	0005	05/16/2014	A	HS ROA Stu. Type A	03	006	1512	0000	000000	100	1,237.73-
065507	0006	05/16/2014	A	Jr Hi Stu. Type A	03	006	1512	0000	000000	200	1,971.90
065507	0010	05/16/2014	A	Jr. Hi ROA Stu. Type A	03	006	1512	0000	000000	200	778.19-
065507	0011	05/16/2014	A	Eastern Stu. Type A	03	006	1512	0000	000000	300	1,682.80
065507	0015	05/16/2014	A	Eastern ROA Stu. Type A	03	006	1512	0000	000000	300	588.15-

STATUS (STS) CODES:

A-RECEIPT B-REFUND OF RECEIPT V-VOID REFUND OF RECEIPT X-REDUCTION OF EXPENDITURE
 C-APPROPRIATION OR BUDGET MODIFICATIONS D-EXPENSE/SUPPLIES DISTRIBUTION F-FUND TO FUND TRANSFER

TRANS NO	ITEM NO	TRANS DATE	STS	DESCRIPTION OR SOURCE	TI	FUND	RCPT	SPCC	SUBJ	OPU	TRANS AMOUNT
065507	0016	05/16/2014	A	Central Stu. Type A	03	006	1512	0000	000000	400	1,481.35
065507	0020	05/16/2014	A	Central RDA Stu. Type A	03	006	1512	0000	000000	400	506.35-
065507	0021	05/16/2014	A	Western Stu. Type A	03	006	1512	0000	000000	500	986.95
065507	0025	05/16/2014	A	Western RDA Stu. Type A	03	006	1512	0000	000000	500	404.37-
065541	0001	05/23/2014	A	HS Stu. Type A	03	006	1512	0000	000000	100	3,617.95
065541	0005	05/23/2014	A	HS RDA Stu. Type A	03	006	1512	0000	000000	100	1,553.43-
065541	0006	05/23/2014	A	Jr Hi Stu. Type A	03	006	1512	0000	000000	200	1,830.55
065541	0010	05/23/2014	A	Jr. Hi RDA Stu Type A	03	006	1512	0000	000000	200	393.85-
065541	0011	05/23/2014	A	Eastern Stu. Type A	03	006	1512	0000	000000	300	1,614.05
065541	0015	05/23/2014	A	Eastern RDA Stu. Type A	03	006	1512	0000	000000	300	465.60-
065541	0016	05/23/2014	A	Central Stu. Type A	03	006	1512	0000	000000	400	1,384.30
065541	0020	05/23/2014	A	Central RDA Stu. Type A	03	006	1512	0000	000000	400	679.21-
065541	0021	05/23/2014	A	Western Stu. Type A	03	006	1512	0000	000000	500	1,032.10
065541	0025	05/23/2014	A	Western RDA Stu. Type A	03	006	1512	0000	000000	500	348.10-
065548	0006	05/30/2014	A	HS Lunch - Pay For It	03	006	1512	0000	000000	100	2,293.55
065548	0007	05/30/2014	A	Jr High Lunch - Pay For It	03	006	1512	0000	000000	200	1,384.75
065548	0008	05/30/2014	A	Eastern Lunch - Pay For It	03	006	1512	0000	000000	300	830.75
065548	0009	05/30/2014	A	Central Lunch - Pay For It	03	006	1512	0000	000000	400	1,085.40
065548	0010	05/30/2014	A	Western Lunch - Pay For It	03	006	1512	0000	000000	500	688.82
065550	0001	05/30/2014	A	HS Stu. Type A	03	006	1512	0000	000000	100	2,677.95
065550	0005	05/30/2014	A	HS RDA Stu. Type A	03	006	1512	0000	000000	100	1,164.88-
065550	0006	05/30/2014	A	Jr Hi Stu. Type A	03	006	1512	0000	000000	200	1,583.95
065550	0010	05/30/2014	A	Jr. Hi RDA Stu Type A	03	006	1512	0000	000000	200	630.80-
065550	0011	05/30/2014	A	Eastern Stu. Type A	03	006	1512	0000	000000	300	1,357.70
065550	0015	05/30/2014	A	Eastern RDA Stu. Type A	03	006	1512	0000	000000	300	822.29-
065550	0016	05/30/2014	A	Central Stu. Type A	03	006	1512	0000	000000	400	1,140.20
065550	0020	05/30/2014	A	Central RDA Stu. Type A	03	006	1512	0000	000000	400	624.31-
065550	0021	05/30/2014	A	Western Stu. Type A	03	006	1512	0000	000000	500	767.60
065550	0025	05/30/2014	A	Western RDA Stu. Type A	03	006	1512	0000	000000	500	377.95-
RCPT CODE SUB-TOTAL:											33,157.36
065464	0003	05/02/2014	A	HS Stu. Ala Carte	03	006	1513	0000	000000	100	797.15
065464	0008	05/02/2014	A	Jr. Hi Stu. Ala Carte	03	006	1513	0000	000000	200	399.15
065464	0013	05/02/2014	A	Eastern Stu. Ala Carte	03	006	1513	0000	000000	300	140.75
065464	0018	05/02/2014	A	Central Stu. Ala Carte	03	006	1513	0000	000000	400	75.25
065464	0023	05/02/2014	A	Western Stu. Ala Carte	03	006	1513	0000	000000	500	44.00
065477	0003	05/09/2014	A	HS Stu. Ala Carte	03	006	1513	0000	000000	100	1,947.90
065477	0008	05/09/2014	A	Jr. Hi Stu. Ala Carte	03	006	1513	0000	000000	200	839.05
065477	0013	05/09/2014	A	Eastern Stu. Ala Carte	03	006	1513	0000	000000	300	296.20
065477	0018	05/09/2014	A	Central Stu. Ala Carte	03	006	1513	0000	000000	400	163.50
065477	0023	05/09/2014	A	Western Stu. Ala Carte	03	006	1513	0000	000000	500	122.35
065507	0003	05/16/2014	A	HS Stu. Ala Carte	03	006	1513	0000	000000	100	1,887.95
065507	0008	05/16/2014	A	Jr. Hi Stu. Ala Carte	03	006	1513	0000	000000	200	874.35

STATUS (STS) CODES:

A-RECEIPT B-REFUND OF RECEIPT V-VOID REFUND OF RECEIPT X-REDUCTION OF EXPENDITURE
 C-APPROPRIATION OR BUDGET MODIFICATIONS D-EXPENSE/SUPPLIES DISTRIBUTION F-FUND TO FUND TRANSFER

TRANS NO	ITEM NO	TRANS DATE	STS	DESCRIPTION OR SOURCE	TI	FUND	RCPT	SPEC	SUBJ	QTY	TRANS AMOUNT
065507	0013	05/16/2014	A	Eastern Stu. Ala Carte	03	006	1513	0000	000000	300	290.80
065507	0018	05/16/2014	A	Central Stu. Ala Carte	03	006	1513	0000	000000	400	145.50
065507	0023	05/16/2014	A	Western Stu. Ala Carte	03	006	1513	0000	000000	500	123.20
065541	0003	05/23/2014	A	HS Stu. ALa Carte	03	006	1513	0000	000000	100	1,751.30
065541	0008	05/23/2014	A	Jr. Hi Stu. Ala Carte	03	006	1513	0000	000000	200	770.90
065541	0013	05/23/2014	A	Eastern Stu. Ala Carte	03	006	1513	0000	000000	300	270.10
065541	0018	05/23/2014	A	Central Stu. Ala Carte	03	006	1513	0000	000000	400	118.50
065541	0023	05/23/2014	A	Western Stu. Ala Carte	03	006	1513	0000	000000	500	99.75
065550	0003	05/30/2014	A	HS Stu. ALa Carte	03	006	1513	0000	000000	100	1,212.85
065550	0008	05/30/2014	A	Jr. Hi Stu. Ala Carte	03	006	1513	0000	000000	200	634.55
065550	0013	05/30/2014	A	Eastern Stu. Ala Carte	03	006	1513	0000	000000	300	224.45
065550	0018	05/30/2014	A	Central Stu. Ala Carte	03	006	1513	0000	000000	400	69.50
065550	0023	05/30/2014	A	Western Stu. Ala Carte	03	006	1513	0000	000000	500	58.00

RCPT CODE SUB-TOTAL: 13,357.00

065464	0002	05/02/2014	A	HS Stu. Milk	03	006	1514	0000	000000	100	15.50
065464	0007	05/02/2014	A	Jr. Hi. Stu Milk	03	006	1514	0000	000000	200	11.00
065464	0012	05/02/2014	A	Eastern Stu. Milk	03	006	1514	0000	000000	300	3.50
065464	0017	05/02/2014	A	Central Stu. Milk	03	006	1514	0000	000000	400	3.00
065464	0022	05/02/2014	A	Western Stu. Milk	03	006	1514	0000	000000	500	8.00
065477	0002	05/09/2014	A	HS Stu. Milk	03	006	1514	0000	000000	100	28.50
065477	0007	05/09/2014	A	Jr. Hi. Stu Milk	03	006	1514	0000	000000	200	32.00
065477	0012	05/09/2014	A	Eastern Stu. Milk	03	006	1514	0000	000000	300	8.00
065477	0017	05/09/2014	A	Central Stu. Milk	03	006	1514	0000	000000	400	4.50
065477	0022	05/09/2014	A	Western Stu. Milk	03	006	1514	0000	000000	500	27.50
065507	0002	05/16/2014	A	HS Stu. Milk	03	006	1514	0000	000000	100	38.50
065507	0007	05/16/2014	A	Jr. Hi. Stu Milk	03	006	1514	0000	000000	200	37.50
065507	0012	05/16/2014	A	Eastern Stu. Milk	03	006	1514	0000	000000	300	6.50
065507	0017	05/16/2014	A	Central Stu. Milk	03	006	1514	0000	000000	400	5.00
065507	0022	05/16/2014	A	Western Stu. Milk	03	006	1514	0000	000000	500	20.00
065541	0002	05/23/2014	A	HS Stu. Milk	03	006	1514	0000	000000	100	29.00
065541	0007	05/23/2014	A	Jr. Hi. Stu Milk	03	006	1514	0000	000000	200	24.50
065541	0012	05/23/2014	A	Eastern Stu. Milk	03	006	1514	0000	000000	300	3.00
065541	0017	05/23/2014	A	Central Stu. Milk	03	006	1514	0000	000000	400	3.50
065541	0022	05/23/2014	A	Western Stu. Milk	03	006	1514	0000	000000	500	17.50
065550	0002	05/30/2014	A	HS Stu. Milk	03	006	1514	0000	000000	100	18.00
065550	0007	05/30/2014	A	Jr. Hi. Stu Milk	03	006	1514	0000	000000	200	23.00
065550	0012	05/30/2014	A	Eastern Stu. Milk	03	006	1514	0000	000000	300	7.50
065550	0017	05/30/2014	A	Central Stu. Milk	03	006	1514	0000	000000	400	5.00
065550	0022	05/30/2014	A	Western Stu. Milk	03	006	1514	0000	000000	500	11.00

RCPT CODE SUB-TOTAL: 391.00

STATUS (STS) CODES:

A-RECEIPT B-REFUND OF RECEIPT V-VOID REFUND OF RECEIPT X-REDUCTION OF EXPENDITURE
 C-APPROPRIATION OR BUDGET MODIFICATIONS D-EXPENSE/SUPPLIES DISTRIBUTION F-FUND TO FUND TRANSFER

TRANS NO	ITEM NO	TRANS DATE	STS	DESCRIPTION OR SOURCE	TI	FUND	RCPT	SPCC	SUBJ	OPU	TRANS AMOUNT	
065464	0004	05/02/2014	A	HS Adult Ala Carte	03	006	1523	0000	000000	100	59.30	
065464	0009	05/02/2014	A	Jr. Hi Adult Ala Carte	03	006	1523	0000	000000	200	19.75	
065464	0014	05/02/2014	A	Eastern Adult Ala Carte	03	006	1523	0000	000000	300	19.25	
065464	0019	05/02/2014	A	Central Adult Ala Carte	03	006	1523	0000	000000	400	24.75	
065464	0024	05/02/2014	A	Western Adult Ala Carte	03	006	1523	0000	000000	500	0.00	
065477	0004	05/09/2014	A	HS Adult Ala Carte	03	006	1523	0000	000000	100	99.55	
065477	0009	05/09/2014	A	Jr. Hi Adult Ala Carte	03	006	1523	0000	000000	200	43.30	
065477	0014	05/09/2014	A	Eastern Adult Ala Carte	03	006	1523	0000	000000	300	46.30	
065477	0019	05/09/2014	A	Central Adult Ala Carte	03	006	1523	0000	000000	400	65.00	
065477	0024	05/09/2014	A	Western Adult Ala Carte	03	006	1523	0000	000000	500	6.50	
065507	0004	05/16/2014	A	HS Adult Ala Carte	03	006	1523	0000	000000	100	123.50	
065507	0009	05/16/2014	A	Jr. Hi Adult Ala Carte	03	006	1523	0000	000000	200	64.25	
065507	0014	05/16/2014	A	Eastern Adult Ala Carte	03	006	1523	0000	000000	300	36.10	
065507	0019	05/16/2014	A	Central Adult Ala Carte	03	006	1523	0000	000000	400	26.50	
065507	0024	05/16/2014	A	Western Adult Ala Carte	03	006	1523	0000	000000	500	7.00	
065541	0004	05/23/2014	A	HS Adult Ala Carte	03	006	1523	0000	000000	100	106.35	
065541	0009	05/23/2014	A	Jr. Hi Adult Ala Carte	03	006	1523	0000	000000	200	53.25	
065541	0014	05/23/2014	A	Eastern Adult Ala Carte	03	006	1523	0000	000000	300	49.10	
065541	0019	05/23/2014	A	Central Adult Ala Carte	03	006	1523	0000	000000	400	51.85	
065541	0024	05/23/2014	A	Western Adult Ala Carte	03	006	1523	0000	000000	500	4.25	
065550	0004	05/30/2014	A	HS Adult Ala Carte	03	006	1523	0000	000000	100	105.35	
065550	0009	05/30/2014	A	Jr. Hi Adult Ala Carte	03	006	1523	0000	000000	200	36.25	
065550	0014	05/30/2014	A	Eastern Adult Ala Carte	03	006	1523	0000	000000	300	60.20	
065550	0019	05/30/2014	A	Central Adult Ala Carte	03	006	1523	0000	000000	400	66.75	
065550	0024	05/30/2014	A	Western Adult Ala Carte	03	006	1523	0000	000000	500	4.00	
											RCPT CODE SUB-TOTAL:	1,178.40
065492	0001	05/09/2014	A	Commodity Rebate	03	006	1590	0000	000000	000	21.38	
											RCPT CODE SUB-TOTAL:	21.38
											FUND CODE SUB-TOTAL:	49,858.59
065554	0003	05/30/2014	A	Richland Bank May Interest	03	007	1410	9900	000000	000	1.22	
											RCPT CODE SUB-TOTAL:	1.22
											FUND CODE SUB-TOTAL:	1.22
065554	0004	05/30/2014	A	Richland Bank May Interest	03	007	1410	9901	000000	000	0.20	
											RCPT CODE SUB-TOTAL:	0.20
											FUND CODE SUB-TOTAL:	0.20

STATUS (STS) CODES:
 A-RECEIPT B-REFUND OF RECEIPT V-VOID REFUND OF RECEIPT X-REDUCTION OF EXPENDITURE
 C-APPROPRIATION OR BUDGET MODIFICATIONS D-EXPENSE/SUPPLIES DISTRIBUTION F-FUND TO FUND TRANSFER

DATE: 06/03/2014
TIME: 12:18

LEXINGTON LOCAL SCHOOLS
TRANS. BY FUND/RCPT, ALL FUNDS
DATES 05/01/2014 THRU 05/31/2014
SORTED BY TRANSACTION DATE

PAGE: 8
(REC'D)

TRANS NO	ITEM NO	TRANS DATE	STS	DESCRIPTION OR SOURCE	TI	FUND	RCPT	SPCC	SUBJ	OPU	TRANS AMOUNT
065439	0001	05/02/2014	A	HS Vending comm - Cuyahoga	03	018	1690	9100	000000	000	33.87
065457	0002	05/06/2014	A	OhioPyle Prints revenue	03	018	1690	9100	000000	000	11.78
065436	0001	05/08/2014	B	AP EXAMS FEE REFUND	03	018	1690	9100	000000	000	66.00-
065437	0001	05/08/2014	B	AP EXAMS FEE REFUND	03	018	1690	9100	000000	000	66.00-
065546	0001	05/30/2014	A	Seniro Transcripts	03	018	1690	9100	000000	000	148.35
RCPT CODE SUB-TOTAL:											62.00
FUND CODE SUB-TOTAL:											62.00
065475	0001	05/09/2014	A	6th gr promotion pymts	03	018	1820	9300	000000	000	1,115.00
065478	0001	05/09/2014	A	Silly String Fundraiser	03	018	1820	9300	000000	000	801.82
065498	0001	05/16/2014	A	6th grade promotion money	03	018	1820	9300	000000	000	58.00
065498	0002	05/16/2014	A	6th gr promotion money	03	018	1820	9300	000000	000	52.00
065498	0003	05/16/2014	A	6th gr promotion money	03	018	1820	9300	000000	000	1,020.00
065513	0002	05/21/2014	A	Yearbook sales	03	018	1820	9300	000000	000	390.00
065513	0003	05/21/2014	A	6th gr promotion	03	018	1820	9300	000000	000	75.00
065543	0001	05/29/2014	A	Eastern Yearbook sales	03	018	1820	9300	000000	000	13.00
065543	0003	05/29/2014	A	6th gr promotion	03	018	1820	9300	000000	000	21.00
RCPT CODE SUB-TOTAL:											3,545.82
FUND CODE SUB-TOTAL:											3,545.82
065447	0001	05/02/2014	A	Bookfair Revenue	03	018	1690	9301	000000	300	970.39
065448	0001	05/02/2014	A	Bookfair Revenue	03	018	1690	9301	000000	300	1,316.37
065476	0002	05/09/2014	A	Box Tops revenue	03	018	1690	9301	000000	300	1,205.80
RCPT CODE SUB-TOTAL:											3,492.56
FUND CODE SUB-TOTAL:											3,492.56
065463	0001	05/02/2014	A	boxtops/fieldtrip/yearbook	03	018	1630	9400	000000	000	693.00
065465	0001	05/06/2014	A	yearbook sales/fieldtrip	03	018	1630	9400	000000	000	73.00
065467	0001	05/08/2014	A	yearbook/fieldtrip pymts	03	018	1630	9400	000000	000	49.00
065493	0002	05/13/2014	A	ArtToMe proceeds	03	018	1630	9400	000000	000	149.00
065493	0003	05/13/2014	A	Field trip pymts	03	018	1630	9400	000000	000	48.00
065503	0001	05/16/2014	A	ArtToMe proceeds	03	018	1630	9400	000000	000	207.00
065524	0001	05/22/2014	A	ArtToMe	03	018	1630	9400	000000	000	22.00
RCPT CODE SUB-TOTAL:											1,241.00
FUND CODE SUB-TOTAL:											1,241.00

STATUS (STS) CODES:

A-RECEIPT B-REFUND OF RECEIPT V-VOID REFUND OF RECEIPT X-REDUCTION OF EXPENDITURE
C-APPROPRIATION OR BUDGET MODIFICATIONS D-EXPENSE/SUPPLIES DISTRIBUTION F-FUND TO FUND TRANSFER

TRANS NO	ITEM NO	TRANS DATE	STS	DESCRIPTION OR SOURCE	TI	FUND	RCPT	SPCC	SUBJ	OPU	TRANS AMOUNT
065525	0002	05/23/2014	A	Lost Library book	03	018	1890	9401	000000	000	4.66
065539	0001	05/27/2014	A	Lost library book fine	03	018	1890	9401	000000	000	19.95
065542	0001	05/29/2014	A	Lost library book	03	018	1890	9401	000000	000	3.99
RCPT CODE SUB-TOTAL:											28.60
FUND CODE SUB-TOTAL:											28.60
065438	0002	05/02/2014	A	Western Fees - Fring	03	018	1630	9500	000000	000	10.00
065450	0002	05/05/2014	A	Western Fees - Princ	03	018	1630	9500	000000	000	20.00
065466	0002	05/08/2014	A	Western fees - princ	03	018	1630	9500	000000	000	10.00
065473	0001	05/09/2014	A	Field Trip pymts	03	018	1630	9500	000000	000	468.00
065494	0001	05/15/2014	A	1st gr fieldtrip pymts	03	018	1630	9500	000000	000	6.00
065497	0002	05/15/2014	A	Art Show fundraiser proceeds	03	018	1630	9500	000000	000	234.00
065511	0001	05/20/2014	A	1st Gr Fieldtrip pymts	03	018	1630	9500	000000	000	24.00
065512	0001	05/21/2014	A	1st Gr Fieldtrip pymts	03	018	1630	9500	000000	000	6.00
065516	0001	05/22/2014	A	Art Show Fundraiser	03	018	1630	9500	000000	000	13.00
065530	0002	05/27/2014	A	Western fees - princ	03	018	1630	9500	000000	000	10.00
065551	0002	05/30/2014	A	Western Fees- princ	03	018	1630	9500	000000	000	10.00
RCPT CODE SUB-TOTAL:											811.00
065499	0001	05/16/2014	A	AU Field Exp Reimbursement	03	018	1690	9500	000000	000	80.00
RCPT CODE SUB-TOTAL:											80.00
FUND CODE SUB-TOTAL:											891.00
065469	0003	05/09/2014	A	PTO Recycling-Central	03	019	1890	9121	000000	000	13.79
065487	0003	05/14/2014	A	PTO Recycling-Central	03	019	1890	9121	000000	000	12.22
RCPT CODE SUB-TOTAL:											26.01
FUND CODE SUB-TOTAL:											26.01
065469	0001	05/09/2014	A	PTO Recycling-Eastern	03	019	1890	9122	000000	000	13.79
065487	0001	05/14/2014	A	PTO Recycling-Eastern	03	019	1890	9122	000000	000	12.21
RCPT CODE SUB-TOTAL:											26.00
FUND CODE SUB-TOTAL:											26.00

STATUS (STS) CODES:

A-RECEIPT B-REFUND OF RECEIPT V-VOID REFUND OF RECEIPT X-REDUCTION OF EXPENDITURE
 C-APPROPRIATION OR BUDGET MODIFICATIONS D-EXPENSE/SUPPLIES DISTRIBUTION F-FUND TO FUND TRANSFER

TRANS NO	ITEM NO	TRANS DATE	STS	DESCRIPTION OR SOURCE	TI	FUND	RCPT	SPCC	SUBJ	OFU	TRANS AMOUNT
065469	0002	05/09/2014	A	PTD Recycling-Western	03	019	1890	9123	000000	000	13.79
065487	0002	05/14/2014	A	PTD Recycling-Western	03	019	1890	9123	000000	000	12.22
RCPT CODE SUB-TOTAL:											26.01
FUND CODE SUB-TOTAL:											26.01
065521	0001	05/19/2014	A	Boys Sectional Baseball Tourn	03	022	1615	9601	000000	000	582.00
065553	0001	05/30/2014	A	OHSAA Track Adm	03	022	1615	9601	000000	000	9,750.00
RCPT CODE SUB-TOTAL:											10,332.00
FUND CODE SUB-TOTAL:											10,332.00
065554	0002	05/30/2014	A	Richland Bank May Int. 024	03	024	1410	0000	000000	000	128.16
RCPT CODE SUB-TOTAL:											128.16
065504	0001	05/20/2014	A	Employees' Premiums May	03	024	1872	0000	000000	000	40,718.36
065505	0001	05/20/2014	A	Board's Premiums May	03	024	1872	0000	000000	000	261,196.75
065510	0001	05/20/2014	A	Olivieri May Ins pynt	03	024	1872	0000	000000	000	184.21
RCPT CODE SUB-TOTAL:											302,099.32
FUND CODE SUB-TOTAL:											302,227.48
065468	0001	05/08/2014	A	Leo Club Silver Wars	03	200	1690	9108	000000	000	322.27
RCPT CODE SUB-TOTAL:											322.27
FUND CODE SUB-TOTAL:											322.27
065472	0001	05/09/2014	A	From Ticket Sales	03	200	1620	9114	000000	000	430.00
065502	0001	05/19/2014	A	Ice Cream Social	03	200	1620	9114	000000	000	259.58
065536	0001	05/28/2014	A	Powder Puff T-shirt sales	03	200	1620	9114	000000	000	60.00
065538	0001	05/28/2014	A	A. Glaze Donations from Ticket	03	200	1620	9114	000000	000	202.79
065539	0001	05/28/2014	A	Powder Puff Ticket Sales	03	200	1620	9114	000000	000	612.00
RCPT CODE SUB-TOTAL:											1,564.37

STATUS (STS) CODES:

A-RECEIPT B-REFUND OF RECEIPT V-VOID REFUND OF RECEIPT X-REDUCTION OF EXPENDITURE
 C-APPROPRIATION OR BUDGET MODIFICATIONS D-EXPENSE/SUPPLIES DISTRIBUTION F-FUND TO FUND TRANSFER

TRANS NO	ITEM NO	TRANS DATE	STS	DESCRIPTION OR SOURCE	TI	FUND	RCPT	SPCC	SUBJ	OPU	TRANS AMOUNT
065496	0001	05/15/2014	A	Stu Council Powder Puff shirts	03	200	1690	9114	000000	000	520.38
065501	0001	05/19/2014	A	Powder Puff shirts	03	200	1690	9114	000000	000	50.00
065545	0001	05/30/2014	A	Donation Ice Cream Social	03	200	1690	9114	000000	000	41.15
RCPT CODE SUB-TOTAL:											611.53
FUND CODE SUB-TOTAL:											2,175.90
065458	0001	05/06/2014	A	HS Yearbook Ad sales	03	200	1620	9119	000000	000	1,645.00
065528	0001	05/23/2014	A	Yearbook and Ad Sales	03	200	1620	9119	000000	000	1,035.00
RCPT CODE SUB-TOTAL:											2,680.00
FUND CODE SUB-TOTAL:											2,680.00
065526	0001	05/23/2014	A	L'Express sales	03	200	1620	9120	000000	000	73.65
RCPT CODE SUB-TOTAL:											73.65
FUND CODE SUB-TOTAL:											73.65
065485	0001	05/13/2014	A	JH FE Vending	03	300	1690	9206	000000	000	226.00
RCPT CODE SUB-TOTAL:											226.00
FUND CODE SUB-TOTAL:											226.00
065459	0001	05/07/2014	A	JH OCC Champ Track meet	03	300	1610	9600	000000	000	1,234.00
RCPT CODE SUB-TOTAL:											1,234.00
065459	0002	05/07/2014	A	OCC Champ Track program sales	03	300	1620	9600	000000	000	80.00
RCPT CODE SUB-TOTAL:											80.00
065441	0001	05/02/2014	A	2014 Track Relay Entry Fee	03	300	1690	9600	000000	000	150.00
065442	0001	05/02/2014	A	2014 Track Relay Entry Fee	03	300	1690	9600	000000	000	170.00
065444	0001	05/02/2014	A	2014 Boys Tennis Entry Fee	03	300	1690	9600	000000	000	330.00
065451	0001	05/05/2014	A	2014 Track Invit Entry fee	03	300	1690	9600	000000	000	170.00
065452	0001	05/05/2014	A	2013/14 Program Ad sponsor	03	300	1690	9600	000000	000	275.00

STATUS (STS) CODES:

A-RECEIPT B-REFUND OF RECEIPT V-VOID REFUND OF RECEIPT X-REDUCTION OF EXPENDITURE
 C-APPROPRIATION OR BUDGET MODIFICATIONS D-EXPENSE/SUPPLIES DISTRIBUTION F-FUND TO FUND TRANSFER

TRANS NO	ITEM NO	TRANS DATE	STS	DESCRIPTION OR SOURCE	TI	FUND	RCPT	SPCC	SUBJ	OPU	TRANS AMOUNT	
065453	0001	05/05/2014	A	Sect Boys BB Participation Sha	03	300	1690	9600	000000	000	1,404.98	
065453	0002	05/05/2014	A	Track Invt Entry Fee	03	300	1690	9600	000000	000	170.00	
065461	0001	05/08/2014	A	Boys Tennis Invt Entry fee	03	300	1690	9600	000000	000	165.00	
065462	0001	05/08/2014	A	Boys JV Golf Invt Entry fee	03	300	1690	9600	000000	000	165.00	
065470	0001	05/09/2014	A	Boys Tenna Invt Entry fee	03	300	1690	9600	000000	000	165.00	
065482	0001	05/13/2014	A	Track Relay Entry Fee	03	300	1690	9600	000000	000	150.00	
065483	0001	05/13/2014	A	Girls Golf Invt Entry Fee	03	300	1690	9600	000000	000	165.00	
065484	0001	05/13/2014	A	Boys Golf Invt Entry Fee	03	300	1690	9600	000000	000	190.00	
065495	0001	05/15/2014	A	Cheerleading uniform pymt	03	300	1690	9600	000000	000	25.00	
065491	0002	05/16/2014	A	Juengst, C volunteer	03	300	1690	9600	000000	000	60.00	
065491	0004	05/16/2014	A	Juengst, C volunteer	03	300	1690	9600	000000	000	30.00	
065491	0006	05/16/2014	A	Juengst, R volunteer	03	300	1690	9600	000000	000	100.00	
065491	0008	05/16/2014	A	Juengst, R volunteer	03	300	1690	9600	000000	000	50.00	
065531	0001	05/27/2014	A	2013 CC Invt entry fee	03	300	1690	9600	000000	000	50.00	
065532	0001	05/27/2014	A	2014/15 Girls Golf Invt entry	03	300	1690	9600	000000	000	160.00	
065533	0001	05/27/2014	A	2014 Boys Tennis Invt entry	03	300	1690	9600	000000	000	165.00	
065552	0001	05/30/2014	A	Track Invt Program Sales	03	300	1690	9600	000000	000	558.00	
											RCPT CODE SUB-TOTAL:	4,867.98
											FUND CODE SUB-TOTAL:	6,181.98
065523	0001	05/19/2014	A	Rttt Revenue	03	506	4220	9014	000000	000	1,302.39	
											RCPT CODE SUB-TOTAL:	1,302.39
											FUND CODE SUB-TOTAL:	1,302.39
065520	0001	05/21/2014	A	IDEA-B Revenue	03	516	4220	9014	000000	000	36,059.02	
											RCPT CODE SUB-TOTAL:	36,059.02
											FUND CODE SUB-TOTAL:	36,059.02
065519	0001	05/21/2014	A	Title I Revenue	03	572	4220	9014	000000	000	14,951.62	
											RCPT CODE SUB-TOTAL:	14,951.62
											FUND CODE SUB-TOTAL:	14,951.62

STATUS (STS) CODES:

A-RECEIPT B-REFUND OF RECEIPT V-VOID REFUND OF RECEIPT X-REDUCTION OF EXPENDITURE
 C-APPROPRIATION OR BUDGET MODIFICATIONS D-EXPENSE/SUPPLIES DISTRIBUTION F-FUND TO FUND TRANSFER

	FYTD Receivable	FYTD Actual Receipts	MTD Actual Receipts	YTD Actual Receipts	FYTD Balance Receivable	FYTD Percent Received
*****TOTAL FOR FUND-SCC 001 0000 (GENERAL FUND):	22,498,948.00	21,130,487.15	771,528.25	10,320,089.48	1,368,460.85	93.92
*****TOTAL FOR FUND-SCC 001 9412 (GENERAL BUDGET RESERVE SET-ASIDE-1%/BMC):	0.00	0.00	0.00	0.00	0.00	0.00
*****TOTAL FOR FUND-SCC 001 9800 (FINGERPRINT PAYMENT CLEARING ACCOUNT):	1,607.74-	1,607.74-	0.00	0.00	0.00	100.00
*****TOTAL FOR FUND-SCC 002 0000 (BOND RETIREMENT FUND):	0.00	0.00	0.00	0.00	0.00	0.00
*****TOTAL FOR FUND-SCC 003 0000 (PERMANENT IMPROVEMENT FUND):	600,000.00	647,778.75	11,174.33	334,626.23	47,778.75-	107.96
*****TOTAL FOR FUND-SCC 006 0000 (FOOD SERVICE FUND):	870,000.00	685,599.24	49,858.59	322,013.15	184,400.76	78.80
*****TOTAL FOR FUND-SCC 007 9003 (FRAN & WARREN RUPP SCHOLARSHIP):	0.00	0.00	0.00	0.00	0.00	0.00
*****TOTAL FOR FUND-SCC 007 9800 (TERRY McCAMMON SCHOLARSHIP FUND):	12.00	12.43	1.22	5.58	0.43-	103.58
*****TOTAL FOR FUND-SCC 007 9801 (MINUTEMAN ALUMNI SCHOLARSHIP FUND):	2.00	2.08	0.20	0.93	0.08-	104.00
*****TOTAL FOR FUND-SCC 007 9999 (LEXINGTON SCHOOLS TRUST FUND):	0.00	0.00	0.00	0.00	0.00	0.00

*** NOTE!! ONLY ACTIVE ACCOUNTS HAVE BEEN SELECTED, TOTALS MAY EXCLUDE AMOUNTS THAT ARE RELATED TO INACTIVE ACCOUNTS. ***

	FYTD Receivable	FYTD Actual Receipts	MTD Actual Receipts	YTD Actual Receipts	FYTD Balance Receivable	FYTD Percent Received
*****TOTAL FOR FUND-SCC 018 9100 (HIGH SCHOOL PRINCIPAL'S FUND):	7,700.00	10,325.34	62.00	4,381.20	2,625.34-	134.10
*****TOTAL FOR FUND-SCC 018 9200 (JUNIOR HIGH PRINCIPAL'S FUND):	6,700.00	7,341.60	0.00	432.91	641.60-	109.58
*****TOTAL FOR FUND-SCC 018 9300 (EASTERN PRINCIPAL'S FUND):	8,300.00	6,899.30	3,545.82	4,173.96	1,400.70	83.12
*****TOTAL FOR FUND-SCC 018 9301 (EASTERN ELEMENTARY BOOKFAIR/BOXTOPS FUND):	6,300.00	9,560.18	3,492.56	9,550.18	3,260.18-	151.75
*****TOTAL FOR FUND-SCC 018 9400 (CENTRAL PRINCIPAL'S FUND):	3,200.00	5,749.61	1,241.00	1,782.50	2,549.61-	179.68
*****TOTAL FOR FUND-SCC 018 9401 (CENTRAL ELEMENTARY BOOKFAIR FUND):	5,800.00	5,214.32	28.60	1,296.10	585.68	89.90
*****TOTAL FOR FUND-SCC 018 9500 (WESTERN PRINCIPAL'S FUND):	6,500.00	6,385.57	891.00	1,943.24	114.43	98.24
*****TOTAL FOR FUND-SCC 018 9501 (WESTERN ELEMENTARY BOOKFAIR/BOXTOPS FUND):	6,000.00	5,651.18	0.00	2,479.10	348.82	94.19
*****TOTAL FOR FUND-SCC 018 9502 (HIGH SCHOOL ACADEMIC BOOSTERS FUND):	0.00	0.00	0.00	0.00	0.00	0.00
*****TOTAL FOR FUND-SCC 018 9901 (JUNIOR HIGH TEACHER ADVISORY FUND):	0.00	0.00	0.00	0.00	0.00	0.00

*** NOTE!! ONLY ACTIVE ACCOUNTS HAVE BEEN SELECTED, TOTALS MAY EXCLUDE AMOUNTS THAT ARE RELATED TO INACTIVE ACCOUNTS. ***

	FYTD Receivable	FYTD Actual Receipts	MTD Actual Receipts	YTD Actual Receipts	FYTD Balance Receivable	FYTD Percent Received
*****TOTAL FOR FUND-SCC 019 9001 (ACADEMIC BOOSTERS GRANTS):	0.00	2,755.00	0.00	2,755.00	2,755.00	0.00
*****TOTAL FOR FUND-SCC 019 9100 (RICHLAND FOUNDATION GRANT-J.CHAMBERS(EASTERN)):	0.00	0.00	0.00	0.00	0.00	0.00
*****TOTAL FOR FUND-SCC 019 9101 (RICHLAND FOUNDATION GRANT-D.LANTZ (EASTERN)):	0.00	0.00	0.00	0.00	0.00	0.00
*****TOTAL FOR FUND-SCC 019 9102 (RICHLAND FOUNDATION GRANT-E.FINLEY (CENTRAL)):	0.00	0.00	0.00	0.00	0.00	0.00
*****TOTAL FOR FUND-SCC 019 9103 (WALMART CHARACTER ED MUSIC GRANT - EASTERN):	0.00	0.00	0.00	0.00	0.00	0.00
*****TOTAL FOR FUND-SCC 019 9121 (CENTRAL ELEMENTARY PTO GRANTS):	2,000.00	237.03	26.01	120.01	1,762.97	11.85
*****TOTAL FOR FUND-SCC 019 9122 (EASTERN ELEMENTARY PTO GRANTS):	2,000.00	236.94	26.00	119.96	1,763.06	11.85
*****TOTAL FOR FUND-SCC 019 9123 (WESTERN ELEMENTARY PTO GRANTS):	2,000.00	237.03	26.01	120.02	1,762.97	11.85
*****TOTAL FOR FUND-SCC 019 9200 (RICHLAND COUNTY FOUNDATION GRANT PLAYGROUND):	0.00	0.00	0.00	0.00	0.00	0.00
*****TOTAL FOR FUND-SCC 019 9201 (RICHLAND COUNTY FOUNDATION GRANT CENTRAL PRID):	0.00	0.00	0.00	0.00	0.00	0.00

*** NOTE!! ONLY ACTIVE ACCOUNTS HAVE BEEN SELECTED, TOTALS MAY EXCLUDE AMOUNTS THAT ARE RELATED TO INACTIVE ACCOUNTS. ***

	FYTD Receivable	FYTD Actual Receipts	MTD Actual Receipts	YTD Actual Receipts	FYTD Balance Receivable	FYTD Percent Received
*****TOTAL FOR FUND-SCC 019 9303 (OHIO POWER GRANT (BERRY)):	300.00	300.00	0.00	0.00	0.00	100.00
*****TOTAL FOR FUND-SCC 019 9616 (WALMART TEACHER OF THE YEAR-DANIELLE SAVAGE):	0.00	0.00	0.00	0.00	0.00	0.00
*****TOTAL FOR FUND-SCC 022 9601 (OHSAA TOURNAMENT AGENCY FUND):	60,000.00	33,415.17	10,332.00	28,834.06	26,584.83	55.69
*****TOTAL FOR FUND-SCC 024 0000 (EMPLOYEE BENEFITS FUND FOR MEDICAL/DENTAL):	3,301,500.00	3,007,538.97	302,227.48	1,530,766.66	293,961.03	91.10
*****TOTAL FOR FUND-SCC 200 9011 (CLASS OF 2011):	0.00	0.00	0.00	0.00	0.00	0.00
*****TOTAL FOR FUND-SCC 200 9012 (CLASS OF 2012):	0.00	0.00	0.00	0.00	0.00	0.00
*****TOTAL FOR FUND-SCC 200 9101 (HIGH SCHOOL ART CLUB):	0.00	0.00	0.00	0.00	0.00	0.00
*****TOTAL FOR FUND-SCC 200 9102 (HIGH SCHOOL DRAMA CLUB):	6,000.00	4,638.00	0.00	936.00	1,362.00	77.30
*****TOTAL FOR FUND-SCC 200 9103 (HIGH SCHOOL MATH CLUB):	100.00	100.00	0.00	0.00	0.00	100.00
*****TOTAL FOR FUND-SCC 200 9104 (HIGH SCHOOL LEADERSHIP COUNCIL):	0.00	0.00	0.00	0.00	0.00	0.00

*** NOTE!! ONLY ACTIVE ACCOUNTS HAVE BEEN SELECTED, TOTALS MAY EXCLUDE AMOUNTS THAT ARE RELATED TO INACTIVE ACCOUNTS. ***

	FYTD Receivable	FYTD Actual Receipts	MTD Actual Receipts	YTD Actual Receipts	FYTD Balance Receivable	FYTD Percent Received
*****TOTAL FOR FUND-SCC 200 9105 (HIGH SCHOOL FRENCH CLUB):	0.00	298.00	0.00	0.00	298.00-	0.00
*****TOTAL FOR FUND-SCC 200 9107 (HIGH SCHOOL SPANISH CLUB):	1,265.00	505.00	0.00	10.00	760.00	39.92
*****TOTAL FOR FUND-SCC 200 9109 (HIGH SCHOOL LEO CLUB):	3,000.00	2,218.90	322.27	725.35	781.10	73.96
*****TOTAL FOR FUND-SCC 200 9114 (HIGH SCHOOL STUDENT COUNCIL FUND):	2,500.00	3,280.40	2,175.90	2,740.40	780.40-	131.22
*****TOTAL FOR FUND-SCC 200 9115 (HIGH SCHOOL KEY CLUB):	2,000.00	1,494.00	0.00	302.00	506.00	74.70
*****TOTAL FOR FUND-SCC 200 9116 (HIGH SCHOOL CHESS CLUB):	50.00	0.00	0.00	0.00	50.00	0.00
*****TOTAL FOR FUND-SCC 200 9119 (HIGH SCHOOL YEARBOOK FUND):	18,500.00	13,570.00	2,680.00	6,075.00	4,930.00	73.35
*****TOTAL FOR FUND-SCC 200 9120 (HIGH SCHOOL JOURNALISM FUND):	0.00	466.85	73.65	180.60	466.85-	0.00
*****TOTAL FOR FUND-SCC 200 9121 (HIGH SCHOOL NATIONAL HONOR SOCIETY):	0.00	2,898.25	0.00	260.00	2,898.25-	0.00
*****TOTAL FOR FUND-SCC 200 9160 (HIGH SCHOOL GERMAN CLUB):	0.00	0.00	0.00	0.00	0.00	0.00

*** NOTE!! ONLY ACTIVE ACCOUNTS HAVE BEEN SELECTED, TOTALS MAY EXCLUDE AMOUNTS THAT ARE RELATED TO INACTIVE ACCOUNTS. ***

	FYTD Receivable	FYTD Actual Receipts	MTD Actual Receipts	YTD Actual Receipts	FYTD Balance Receivable	FYTD Percent Received
*****TOTAL FOR FUND-SCC 200 9201 (JUNIOR HIGH ART CLUB):	0.00	0.00	0.00	0.00	0.00	0.00
*****TOTAL FOR FUND-SCC 200 9204 (JUNIOR HIGH STUDENT COUNCIL FUND):	650.00	666.70	0.00	227.55	16.70	102.57
*****TOTAL FOR FUND-SCC 200 9205 (JUNIOR HIGH LIBRARY CLUB):	0.00	0.00	0.00	0.00	0.00	0.00
*****TOTAL FOR FUND-SCC 200 9301 (EASTERN ELEMENTARY STUDENT ACTIVITY FUND):	600.00	239.29	0.00	239.29	360.71	39.88
*****TOTAL FOR FUND-SCC 200 9401 (CENTRAL ELEMENTARY STUDENT ACTIVITY FUND):	0.00	0.00	0.00	0.00	0.00	0.00
*****TOTAL FOR FUND-SCC 200 9611 (HIGH SCHOOL INFORMED TEENS FUND):	200.00	110.00	0.00	0.00	90.00	55.00
*****TOTAL FOR FUND-SCC 200 9612 (JUNIOR HIGH INFORMED TEENS FUND):	600.00	221.65	0.00	0.00	378.35	36.94
*****TOTAL FOR FUND-SCC 300 9106 (HIGH SCHOOL INTRAMURALS):	0.00	0.00	0.00	0.00	0.00	0.00
*****TOTAL FOR FUND-SCC 300 9115 (JAZZ BAND):	2,300.00	1,265.00	0.00	1,265.00	1,035.00	55.00
*****TOTAL FOR FUND-SCC 300 9116 (CHOIR):	1,300.00	1,151.54	0.00	0.00	2,451.54	88.58

*** NOTE!! ONLY ACTIVE ACCOUNTS HAVE BEEN SELECTED, TOTALS MAY EXCLUDE AMOUNTS THAT ARE RELATED TO INACTIVE ACCOUNTS. ***

	FYTD Receivable	FYTD Actual Receipts	MTD Actual Receipts	YTD Actual Receipts	FYTD Balance Receivable	FYTD Percent Received
*****TOTAL FOR FUND-SCC 300 9206 (JUNIOR HIGH PHYS ED DEPARTMENT FUND):	3,300.00	2,314.00	226.00	907.00	986.00	70.12
*****TOTAL FOR FUND-SCC 300 9210 (JR HIGH INSTRUMENTAL):	0.00	0.00	0.00	0.00	0.00	0.00
*****TOTAL FOR FUND-SCC 300 9600 (ATHLETIC FUND):	195,000.00	195,546.60	6,181.98	46,802.49	546.60	100.28
*****TOTAL FOR FUND-SCC 300 9601 (ATHLETIC TOURNAMENT FUND):	0.00	0.00	0.00	0.00	0.00	0.00
*****TOTAL FOR FUND-SCC 300 9602 (ORCHESTRA):	0.00	0.00	0.00	0.00	0.00	0.00
*****TOTAL FOR FUND-SCC 300 9603 (ELEMENTARY MUSIC):	0.00	0.00	0.00	0.00	0.00	0.00
*****TOTAL FOR FUND-SCC 300 9605 (BAND):	0.00	0.00	0.00	0.00	0.00	0.00
*****TOTAL FOR FUND-SCC 451 9013 (NETWORK CONNECTIVITY - FY 2013):	0.00	0.00	0.00	0.00	0.00	0.00
*****TOTAL FOR FUND-SCC 504 9011 (EDUCATION JOBS):	0.00	0.00	0.00	0.00	0.00	0.00
*****TOTAL FOR FUND-SCC 506 9011 (RACE TO THE TOP GRANT FY11):	0.00	0.00	0.00	0.00	0.00	0.00

*** NOTE!! ONLY ACTIVE ACCOUNTS HAVE BEEN SELECTED, TOTALS MAY EXCLUDE AMOUNTS THAT ARE RELATED TO INACTIVE ACCOUNTS. ***

	FYTD Receivable	FYTD Actual Receipts	MTD Actual Receipts	YTD Actual Receipts	FYTD Balance Receivable	FYTD Percent Received
*****TOTAL FOR FUND-SCC 506 9012 (RACE TO THE TOP GRANT FY12):	0.00	0.00	0.00	0.00	0.00	0.00
*****TOTAL FOR FUND-SCC 506 9013 (RACE TO THE TOP GRANT FY13):	0.00	6,077.89	0.00	0.00	6,077.89	0.00
*****TOTAL FOR FUND-SCC 506 9014 (RACE TO THE TOP GRANT FY14):	41,490.24	21,059.65	1,302.39	8,248.78	20,430.59	50.76
*****TOTAL FOR FUND-SCC 506 9912 (MY VOICE OHIO GRANT FY12):	0.00	0.00	0.00	0.00	0.00	0.00
*****TOTAL FOR FUND-SCC 506 9913 (OHIO RESIDENT EDUCATOR PROGRAM):	0.00	0.00	0.00	0.00	0.00	0.00
*****TOTAL FOR FUND-SCC 506 9914 (OHIO RESIDENT EDUCATOR PROGRAM):	0.00	0.00	0.00	0.00	0.00	0.00
*****TOTAL FOR FUND-SCC 516 9012 (TITLE VI-B IDEA FED GRANT FY 2012):	0.00	0.00	0.00	0.00	0.00	0.00
*****TOTAL FOR FUND-SCC 516 9013 (IDEA-B SPECIAL EDUCATION FY13):	40,822.60	13,469.59	0.00	0.00	27,353.01	33.00
*****TOTAL FOR FUND-SCC 516 9014 (IDEA-B SPECIAL EDUCATION FY14):	409,645.92	262,329.63	36,059.02	143,945.16	147,316.29	64.04
*****TOTAL FOR FUND-SCC 533 9012 (TITLE II-D TECHNOLOGY FY12):	0.00	0.00	0.00	0.00	0.00	0.00

*** NOTE!! ONLY ACTIVE ACCOUNTS HAVE BEEN SELECTED, TOTALS MAY EXCLUDE AMOUNTS THAT ARE RELATED TO INACTIVE ACCOUNTS. ***

	FYTD Receivable	FYTD Actual Receipts	MTD Actual Receipts	YTD Actual Receipts	FYTD Balance Receivable	FYTD Percent Received
*****TOTAL FOR FUND-SCC 551 9013 (TITLE III LEP FY13):	0.00	0.00	0.00	0.00	0.00	0.00
*****TOTAL FOR FUND-SCC 572 9012 (TITLE I TARGETED ASSISTANCE FY12):	0.00	0.00	0.00	0.00	0.00	0.00
*****TOTAL FOR FUND-SCC 572 9013 (TITLE I TARGETED ASSISTANCE FY13):	103,718.60	20,271.03	0.00	0.00	83,447.57	19.54
*****TOTAL FOR FUND-SCC 572 9014 (TITLE I FY14):	249,283.52	184,508.88	14,951.62	102,543.99	64,774.64	74.02
*****TOTAL FOR FUND-SCC 590 9012 (TITLE II-A IMPROVING TEACHER QUALITY FY12):	0.00	0.00	0.00	0.00	0.00	0.00
*****TOTAL FOR FUND-SCC 590 9013 (TITLE II-A IMPROVING TEACHER QUALITY FY13):	0.00	0.00	0.00	0.00	0.00	0.00
*****TOTAL FOR FUND-SCC 590 9014 (TITLE II-A IMPROVING TEACHER QUALITY FY14):	44,268.64	43,487.27	3,585.75	20,975.61	781.37	98.23
*****TOTAL FOR FUND-SCC 599 9013 (NATIONAL SCHOOL LUNCH EXPANSION GRANT FY13):	7,000.00	7,000.00	0.00	0.00	0.00	100.00
*****GRAND TOTALS:	28,519,248.78	26,338,848.41	1,222,019.65	12,901,874.49	2,180,400.37	92.35

*** NOTE!! ONLY ACTIVE ACCOUNTS HAVE BEEN SELECTED, TOTALS MAY EXCLUDE AMOUNTS THAT ARE RELATED TO INACTIVE ACCOUNTS. ***

LEXINGTON LOCAL SCHOOLS
 Appropriation Account Summary
 SORTED BY FUND-SCC

FYTD Appropriated	Prior FY Carryover Encumbrances	FYTD Expendable	FYTD Actual Expenditures	MTD Actual Expenditures	Current Encumbrances	FYTD Unencumbered Balance	FYTD Percent Exp/Enc
*****TOTAL FOR FUND-SCC 001 0000 (GENERAL FUND):							
21,226,183.00	143,681.58	21,369,864.58	18,578,067.63	1,757,959.94	571,475.03	2,220,321.92	89.61
*****TOTAL FOR FUND-SCC 001 9412 (GENERAL BUDGET RESERVE SET-ASIDE-1%/BMC):							
0.00	0.00	0.00	0.00	0.00	0.00	0.00	0.00
*****TOTAL FOR FUND-SCC 001 9800 (FINGERPRINT PAYMENT CLEARING ACCOUNT):							
0.00	0.00	0.00	0.00	0.00	0.00	0.00	0.00
*****TOTAL FOR FUND-SCC 002 0000 (BOND RETIREMENT FUND):							
0.00	0.00	0.00	0.00	0.00	0.00	0.00	0.00
*****TOTAL FOR FUND-SCC 003 0000 (PERMANENT IMPROVEMENT FUND):							
680,000.00	36,513.78	716,513.78	666,578.61	9,159.65	2,150.90	47,784.27	93.33
*****TOTAL FOR FUND-SCC 006 0000 (FOOD SERVICE FUND):							
870,000.00	0.00	870,000.00	843,945.08	98,568.49	53,092.48	27,037.56-	103.11
*****TOTAL FOR FUND-SCC 007 9003 (FRAN & WARREN RUFF SCHOLARSHIP):							
0.00	0.00	0.00	0.00	0.00	0.00	0.00	0.00
*****TOTAL FOR FUND-SCC 007 9800 (TERRY McCANNON SCHOLARSHIP FUND):							
2,000.00	0.00	2,000.00	0.00	0.00	0.00	2,000.00	0.00
*****TOTAL FOR FUND-SCC 007 9801 (MINUTEMAN ALUMNI SCHOLARSHIP FUND):							
1,000.00	0.00	1,000.00	0.00	0.00	0.00	1,000.00	0.00
*****TOTAL FOR FUND-SCC 007 9999 (LEXINGTON SCHOOLS TRUST FUND):							
0.00	0.00	0.00	0.00	0.00	0.00	0.00	0.00

*** NOTE!! ONLY ACTIVE ACCOUNTS HAVE BEEN SELECTED, TOTALS MAY EXCLUDE AMOUNTS THAT ARE RELATED TO INACTIVE ACCOUNTS. ***

LEXINGTON LOCAL SCHOOLS
 Appropriation Account Summary
 SORTED BY FUND-SCC

FYTD Appropriated	Prior FY Carryover Encumbrances	FYTD Expendable	FYTD Actual Expenditures	MTD Actual Expenditures	Current Encumbrances	FYTD Unencumbered Balance	FYTD Percent Exp/Enc
*****TOTAL FOR FUND-SCC 018 9100 (HIGH SCHOOL PRINCIPAL'S FUND):							
7,000.00	267.59	7,267.59	8,551.84	4,238.57	375.61	1,659.86	122.84
*****TOTAL FOR FUND-SCC 018 9200 (JUNIOR HIGH PRINCIPAL'S FUND):							
6,000.00	139.31	6,139.31	3,263.27	758.74	5,006.23	2,130.19	134.70
*****TOTAL FOR FUND-SCC 018 9300 (EASTERN PRINCIPAL'S FUND):							
12,000.00	0.00	12,000.00	6,280.31	2,078.86	1,760.67	3,959.02	67.01
*****TOTAL FOR FUND-SCC 018 9301 (EASTERN ELEMENTARY BOOKFAIR/BOXTOPS FUND):							
6,575.00	0.00	6,575.00	5,300.18	5,300.18	0.00	1,274.82	80.61
*****TOTAL FOR FUND-SCC 018 9400 (CENTRAL PRINCIPAL'S FUND):							
7,000.00	160.00	7,160.00	3,472.98	961.26	517.76	3,169.26	55.74
*****TOTAL FOR FUND-SCC 018 9401 (CENTRAL ELEMENTARY BOOKFAIR FUND):							
5,000.00	0.00	5,000.00	4,944.37	1,110.20	0.00	55.63	98.89
*****TOTAL FOR FUND-SCC 018 9500 (WESTERN PRINCIPAL'S FUND):							
8,000.00	0.00	8,000.00	4,985.90	1,488.77	1,039.47	1,974.63	75.32
*****TOTAL FOR FUND-SCC 018 9501 (WESTERN ELEMENTARY BOOKFAIR/BOXTOPS FUND):							
5,000.00	0.00	5,000.00	7,095.21	2,304.10	560.91	2,656.12	153.12
*****TOTAL FOR FUND-SCC 018 9502 (HIGH SCHOOL ACADEMIC BOOSTERS FUND):							
52.46	94.11	146.57	146.57	146.57	0.00	0.00	100.00
*****TOTAL FOR FUND-SCC 018 9901 (JUNIOR HIGH TEACHER ADVISORY FUND):							
109.25	0.00	109.25	0.00	0.00	0.00	109.25	0.00

*** NOTE!! ONLY ACTIVE ACCOUNTS HAVE BEEN SELECTED, TOTALS MAY EXCLUDE AMOUNTS THAT ARE RELATED TO INACTIVE ACCOUNTS. ***

LEXINGTON LOCAL SCHOOLS
 Appropriation Account Summary
 SORTED BY FUND-SCC

FYTD Appropriated	Prior FY Carryover Encumbrances	FYTD Expendable	FYTD Actual Expenditures	MTD Actual Expenditures	Current Encumbrances	FYTD Unencumbered Balance	FYTD Percent Exp/Enc
*****TOTAL FOR FUND-SCC 019 9001 (ACADEMIC BOOSTERS GRANTS):							
2,335.25	360.00	2,695.25	2,210.42	0.00	0.00	484.83	82.01
*****TOTAL FOR FUND-SCC 019 9100 (RICHLAND FOUNDATION GRANT-J.CHAMBERS(EASTERN)):							
0.00	0.00	0.00	0.00	0.00	0.00	0.00	0.00
*****TOTAL FOR FUND-SCC 019 9101 (RICHLAND FOUNDATION GRANT-D.LANTZ (EASTERN)):							
0.00	0.00	0.00	0.00	0.00	0.00	0.00	0.00
*****TOTAL FOR FUND-SCC 019 9102 (RICHLAND FOUNDATION GRANT-E.FINLEY (CENTRAL)):							
0.00	0.00	0.00	0.00	0.00	0.00	0.00	0.00
*****TOTAL FOR FUND-SCC 019 9103 (WALMART CHARACTER ED MUSIC GRANT - EASTERN):							
0.00	0.00	0.00	0.00	0.00	0.00	0.00	0.00
*****TOTAL FOR FUND-SCC 019 9121 (CENTRAL ELEMENTARY PTO GRANTS):							
5,278.46	0.00	5,278.46	3,489.48	0.00	0.00	1,788.98	66.11
*****TOTAL FOR FUND-SCC 019 9122 (EASTERN ELEMENTARY PTO GRANTS):							
5,335.51	0.00	5,335.51	1,391.75	720.00	100.00	3,843.76	27.96
*****TOTAL FOR FUND-SCC 019 9123 (WESTERN ELEMENTARY PTO GRANTS):							
6,318.65	0.00	6,318.65	2,300.00	0.00	0.00	4,018.65	36.40
*****TOTAL FOR FUND-SCC 019 9200 (RICHLAND COUNTY FOUNDATION GRANT PLAYGROUND):							
4,932.00	0.00	4,932.00	3,000.00	0.00	0.00	1,932.00	60.83
*****TOTAL FOR FUND-SCC 019 9201 (RICHLAND COUNTY FOUNDATION GRANT CENTRAL PRID):							
0.00	0.00	0.00	0.00	0.00	0.00	0.00	0.00

*** NOTE!! ONLY ACTIVE ACCOUNTS HAVE BEEN SELECTED, TOTALS MAY EXCLUDE AMOUNTS THAT ARE RELATED TO INACTIVE ACCOUNTS. ***

LEXINGTON LOCAL SCHOOLS
 Appropriation Account Summary
 SORTED BY FUND-SCC

FYTD Appropriated	Prior FY Carryover Encumbrances	FYTD Expendable	FYTD Actual Expenditures	MTD Actual Expenditures	Current Encumbrances	FYTD Unencumbered Balance	FYTD Percent Exp/Enc
*****TOTAL FOR FUND-SCC 019 9303 (OHIO POWER GRANT (BERRY)):							
300.00	0.00	300.00	300.00	5.00	0.00	0.00	100.00
*****TOTAL FOR FUND-SCC 019 9616 (WALMART TEACHER OF THE YEAR-DANIELLE SAVAGE):							
88.60	0.00	88.60	88.60	0.83	0.00	0.00	100.00
*****TOTAL FOR FUND-SCC 022 9601 (OHSAF TOURNAMENT AGENCY FUND):							
60,000.00	0.00	60,000.00	32,045.90	8,962.73	21,037.27	6,916.83	88.47
*****TOTAL FOR FUND-SCC 024 0000 (EMPLOYEE BENEFITS FUND FOR MEDICAL/DENTAL):							
3,400,000.00	0.00	3,400,000.00	2,918,660.40	215,514.93	2,750.00	478,589.60	85.92
*****TOTAL FOR FUND-SCC 200 9011 (CLASS OF 2011):							
0.00	0.00	0.00	0.00	0.00	0.00	0.00	0.00
*****TOTAL FOR FUND-SCC 200 9012 (CLASS OF 2012):							
0.00	0.00	0.00	0.00	0.00	0.00	0.00	0.00
*****TOTAL FOR FUND-SCC 200 9101 (HIGH SCHOOL ART CLUB):							
93.76	0.00	93.76	0.00	0.00	0.00	93.76	0.00
*****TOTAL FOR FUND-SCC 200 9102 (HIGH SCHOOL DRAMA CLUB):							
13,500.00	0.00	13,500.00	5,490.08	0.00	1,147.39	6,862.53	49.17
*****TOTAL FOR FUND-SCC 200 9103 (HIGH SCHOOL MATH CLUB):							
142.70	0.00	142.70	90.00	0.00	0.00	52.70	63.07
*****TOTAL FOR FUND-SCC 200 9104 (HIGH SCHOOL LEADERSHIP COUNCIL):							
200.00	0.00	200.00	356.33	356.33	0.00	156.33	178.17

*** NOTE!! ONLY ACTIVE ACCOUNTS HAVE BEEN SELECTED, TOTALS MAY EXCLUDE AMOUNTS THAT ARE RELATED TO INACTIVE ACCOUNTS. ***

LEXINGTON LOCAL SCHOOLS
 Appropriation Account Summary
 SORTED BY FUND-SCC

FYTD Appropriated	Prior FY Carryover Encumbrances	FYTD Expendable	FYTD Actual Expenditures	MTD Actual Expenditures	Current Encumbrances	FYTD Unencumbered Balance	FYTD Percent Exp/Enc
*****TOTAL FOR FUND-SCC 200 9105 (HIGH SCHOOL FRENCH CLUB):							
59.85	0.00	59.85	235.78	235.78	0.00	175.93	393.95
*****TOTAL FOR FUND-SCC 200 9107 (HIGH SCHOOL SPANISH CLUB):							
1,500.00	130.94	1,630.94	702.05	0.00	0.00	928.89	43.05
*****TOTAL FOR FUND-SCC 200 9108 (HIGH SCHOOL LEO CLUB):							
2,751.00	450.00	3,201.00	2,424.15	804.98	69.88	706.97	77.91
*****TOTAL FOR FUND-SCC 200 9114 (HIGH SCHOOL STUDENT COUNCIL FUND):							
3,200.00	258.40	3,458.40	1,062.05	614.00	969.45	1,426.90	58.74
*****TOTAL FOR FUND-SCC 200 9115 (HIGH SCHOOL KEY CLUB):							
2,500.00	0.00	2,500.00	1,019.48	0.00	526.73	953.79	61.55
*****TOTAL FOR FUND-SCC 200 9116 (HIGH SCHOOL CHESS CLUB):							
50.00	0.00	50.00	0.00	0.00	0.00	50.00	0.00
*****TOTAL FOR FUND-SCC 200 9119 (HIGH SCHOOL YEARBOOK FUND):							
41,677.00	0.00	41,677.00	16,901.57	53.99	716.01	24,059.42	42.27
*****TOTAL FOR FUND-SCC 200 9120 (HIGH SCHOOL JOURNALISM FUND):							
622.59	0.00	622.59	0.00	0.00	0.00	622.59	0.00
*****TOTAL FOR FUND-SCC 200 9121 (HIGH SCHOOL NATIONAL HONOR SOCIETY):							
1,000.00	0.00	1,000.00	1,742.99	0.00	1,404.00	2,146.99	314.70
*****TOTAL FOR FUND-SCC 200 9160 (HIGH SCHOOL GERMAN CLUB):							
123.22	0.00	123.22	68.22	23.22	55.00	0.00	100.00

*** NOTE!! ONLY ACTIVE ACCOUNTS HAVE BEEN SELECTED, TOTALS MAY EXCLUDE AMOUNTS THAT ARE RELATED TO INACTIVE ACCOUNTS. ***

LEXINGTON LOCAL SCHOOLS
 Appropriation Account Summary
 SORTED BY FUND-SCC

FYTD Appropriated	Prior FY Carryover Encumbrances	FYTD Expendable	FYTD Actual Expenditures	MTD Actual Expenditures	Current Encumbrances	FYTD Unencumbered Balance	FYTD Percent Exp/Enc
*****TOTAL FOR FUND-SCC 200 9201 (JUNIOR HIGH ART CLUB):							
3.13	0.00	3.13	3.13	0.00	0.00	0.00	100.00
*****TOTAL FOR FUND-SCC 200 9204 (JUNIOR HIGH STUDENT COUNCIL FUND):							
967.00	0.00	967.00	366.44	0.00	336.00	264.56	72.64
*****TOTAL FOR FUND-SCC 200 9205 (JUNIOR HIGH LIBRARY CLUB):							
77.65	0.00	77.65	0.00	0.00	0.00	77.65	0.00
*****TOTAL FOR FUND-SCC 200 9301 (EASTERN ELEMENTARY STUDENT ACTIVITY FUND):							
586.00	0.00	586.00	152.99	152.99	240.00	193.01	67.06
*****TOTAL FOR FUND-SCC 200 9401 (CENTRAL ELEMENTARY STUDENT ACTIVITY FUND):							
382.69	0.00	382.69	0.00	0.00	0.00	382.69	0.00
*****TOTAL FOR FUND-SCC 200 9611 (HIGH SCHOOL INFORMED TEENS FUND):							
250.00	0.00	250.00	0.00	0.00	0.00	250.00	0.00
*****TOTAL FOR FUND-SCC 200 9612 (JUNIOR HIGH INFORMED TEENS FUND):							
300.00	0.00	300.00	275.00	0.00	0.00	25.00	91.67
*****TOTAL FOR FUND-SCC 300 9106 (HIGH SCHOOL INTRAMURALS):							
0.00	0.00	0.00	0.00	0.00	0.00	0.00	0.00
*****TOTAL FOR FUND-SCC 300 9115 (JAZZ BAND):							
1,914.00	0.00	1,914.00	1,177.73	0.00	158.96	577.31	69.84
*****TOTAL FOR FUND-SCC 300 9116 (CHOIR):							
2,549.00	225.00	2,774.00	811.98	0.00	0.00	1,962.02	29.27

*** NOTE!! ONLY ACTIVE ACCOUNTS HAVE BEEN SELECTED, TOTALS MAY EXCLUDE AMOUNTS THAT ARE RELATED TO INACTIVE ACCOUNTS. ***

LEXINGTON LOCAL SCHOOLS
 Appropriation Account Summary
 SORTED BY FUND-SCC

FYTD Appropriated	Prior FY Carryover Encumbrances	FYTD Expendable	FYTD Actual Expenditures	MTD Actual Expenditures	Current Encumbrances	FYTD Unencumbered Balance	FYTD Percent Exp/Enc
*****TOTAL FOR FUND-SCC 300 9206 (JUNIOR HIGH PHYS ED DEPARTMENT FUND):							
4,315.00	0.00	4,315.00	2,317.70	443.37	459.24	1,538.06	64.36
*****TOTAL FOR FUND-SCC 300 9210 (JR HIGH INSTRUMENTAL):							
41.03	0.00	41.03	0.00	0.00	0.00	41.03	0.00
*****TOTAL FOR FUND-SCC 300 9600 (ATHLETIC FUND):							
200,000.00	6,684.48	206,684.48	213,332.60	6,923.76	22,487.48	29,135.60	114.10
*****TOTAL FOR FUND-SCC 300 9601 (ATHLETIC TOURNAMENT FUND):							
1,545.53	0.00	1,545.53	1,545.53	0.00	0.00	0.00	100.00
*****TOTAL FOR FUND-SCC 300 9602 (ORCHESTRA):							
63.22	0.00	63.22	0.00	0.00	0.00	63.22	0.00
*****TOTAL FOR FUND-SCC 300 9603 (ELEMENTARY MUSIC):							
945.67	0.00	945.67	0.00	0.00	0.00	945.67	0.00
*****TOTAL FOR FUND-SCC 300 9605 (BAND):							
232.95	0.00	232.95	0.00	0.00	0.00	232.95	0.00
*****TOTAL FOR FUND-SCC 451 9013 (NETWORK CONNECTIVITY - FY 2013):							
0.00	0.00	0.00	0.00	0.00	0.00	0.00	0.00
*****TOTAL FOR FUND-SCC 499 9101 (STATE GRANT 2001 READING IMPROV. INCENT-CENTRA):							
2,497.14	0.00	2,497.14	0.00	0.00	144.00	2,353.14	5.77
*****TOTAL FOR FUND-SCC 504 9011 (EDUCATION JOBS):							
0.00	0.00	0.00	0.00	0.00	0.00	0.00	0.00

*** NOTE!! ONLY ACTIVE ACCOUNTS HAVE BEEN SELECTED, TOTALS MAY EXCLUDE AMOUNTS THAT ARE RELATED TO INACTIVE ACCOUNTS. ***

LEXINGTON LOCAL SCHOOLS
 Appropriation Account Summary
 SORTED BY FUND-SCC

FYTD Appropriated	Prior FY Carryover Encumbrances	FYTD Expendable	FYTD Actual Expenditures	MTD Actual Expenditures	Current Encumbrances	FYTD Unencumbered Balance	FYTD Percent Exp/Enc
*****TOTAL FOR FUND-SCC 506 9011 (RACE TO THE TOP GRANT FY11):							
0.00	0.00	0.00	0.00	0.00	0.00	0.00	0.00
*****TOTAL FOR FUND-SCC 506 9012 (RACE TO THE TOP GRANT FY12):							
0.00	0.00	0.00	0.00	0.00	0.00	0.00	0.00
*****TOTAL FOR FUND-SCC 506 9013 (RACE TO THE TOP GRANT FY13):							
0.00	0.00	0.00	0.00	0.00	0.00	0.00	0.00
*****TOTAL FOR FUND-SCC 506 9014 (RACE TO THE TOP GRANT FY14):							
47,568.13	0.00	47,568.13	20,717.31	2,982.29	12,429.01	14,421.81	69.68
*****TOTAL FOR FUND-SCC 506 9912 (MY VOICE OHIO GRANT FY12):							
0.00	0.00	0.00	0.00	0.00	0.00	0.00	0.00
*****TOTAL FOR FUND-SCC 506 9913 (OHIO RESIDENT EDUCATOR PROGRAM):							
0.00	0.00	0.00	0.00	0.00	0.00	0.00	0.00
*****TOTAL FOR FUND-SCC 506 9914 (OHIO RESIDENT EDUCATOR PROGRAM):							
0.00	0.00	0.00	0.00	0.00	0.00	0.00	0.00
*****TOTAL FOR FUND-SCC 516 9012 (TITLE VI-B IDEA FED GRANT FY 2012):							
0.00	0.00	0.00	0.00	0.00	0.00	0.00	0.00
*****TOTAL FOR FUND-SCC 516 9013 (IDEA-B SPECIAL EDUCATION! FY13):							
13,470.21	0.00	13,470.21	13,470.21	0.00	0.00	0.00	100.00
*****TOTAL FOR FUND-SCC 516 9014 (IDEA-B SPECIAL EDUCATION! FY14):							
436,998.93	0.00	436,998.93	253,477.64	45,926.12	51,092.41	132,428.88	69.70

*** NOTE!! ONLY ACTIVE ACCOUNTS HAVE BEEN SELECTED, TOTALS MAY EXCLUDE AMOUNTS THAT ARE RELATED TO INACTIVE ACCOUNTS. ***

LEXINGTON LOCAL SCHOOLS
 Appropriation Account Summary
 SORTED BY FUND-SCC

FYTD Appropriated	Prior FY Carryover Encumbrances	FYTD Expendable	FYTD Actual Expenditures	MTD Actual Expenditures	Current Encumbrances	FYTD Unencumbered Balance	FYTD Percent Exp/Enc
*****TOTAL FOR FUND-SCC 533 9012 (TITLE II-D TECHNOLOGY FY12):							
0.00	0.00	0.00	0.00	0.00	0.00	0.00	0.00
*****TOTAL FOR FUND-SCC 551 9013 (TITLE III LEP FY13):							
0.00	0.00	0.00	0.00	0.00	0.00	0.00	0.00
*****TOTAL FOR FUND-SCC 572 9012 (TITLE I TARGETED ASSISTANCE FY12):							
0.00	0.00	0.00	0.00	0.00	0.00	0.00	0.00
*****TOTAL FOR FUND-SCC 572 9013 (TITLE I TARGETED ASSISTANCE FY13):							
28,378.77	0.00	28,378.77	28,378.77	0.00	0.00	0.00	100.00
*****TOTAL FOR FUND-SCC 572 9014 (TITLE I FY14):							
332,731.09	0.00	332,731.09	184,393.60	17,835.57	100.00	148,237.49	55.45
*****TOTAL FOR FUND-SCC 590 9012 (TITLE II-A IMPROVING TEACHER QUALITY FY12):							
0.00	0.00	0.00	0.00	0.00	0.00	0.00	0.00
*****TOTAL FOR FUND-SCC 590 9013 (TITLE II-A IMPROVING TEACHER QUALITY FY13):							
52.56	0.00	52.56	52.56	0.00	0.00	0.00	100.00
*****TOTAL FOR FUND-SCC 590 9014 (TITLE II-A IMPROVING TEACHER QUALITY FY14):							
44,268.64	0.00	44,268.64	43,473.63	3,572.63	0.00	795.01	98.20
*****TOTAL FOR FUND-SCC 599 9013 (NATIONAL SCHOOL LUNCH EXPANSION GRANT FY13):							
7,000.00	6,948.00	13,948.00	13,948.00	0.00	0.00	0.00	100.00
*****GRAND TOTALS:							
27,515,066.64	195,913.19	27,710,979.83	23,904,106.02	2,189,203.85	752,201.89	3,054,671.92	88.98

*** NOTE!! ONLY ACTIVE ACCOUNTS HAVE BEEN SELECTED, TOTALS MAY EXCLUDE AMOUNTS THAT ARE RELATED TO INACTIVE ACCOUNTS. ***