

LEXINGTON LOCAL SCHOOLS



FINANCIAL REPORT
FOR THE PERIOD ENDING
MARCH 31, 2024

PREPARED BY
JASON WHITESEL, TREASURER/CFO

Date: 04/10/2024
Time: 12:35

LEXINGTON LOCAL SCHOOLS
Cash Reconciliation as of 03/31/2024

Page: 1

Gross Depository Balances:

Richland Bank MMA 5719	\$64,167.84
Richland Bank Sweep Acct 3520	\$975,893.44
Richland Bank General Acct 0580	\$300,000.00
Richland Bank Anthem Sweep 3523	\$552,287.29
Richland Bank EE Benefits 3180	\$0.00
Richland Bank Payroll Acct 9780	\$27,028.55
Richland Bank Athletic Acct 3280	\$4,715.00

Total Depository Balances (Gross) \$1,924,092.12

Adjustments to Bank Balance:

Cash in Transit to Bank	\$1,510.00
Outstanding Checks	(\$379,509.51)
Adjustments:	
Vision Adjustment	\$21.86
Pending Bank Adj	\$65.60

Total Adjustments to Bank Balance (\$377,912.05)

Investments:

Treasury Bonds and Notes	\$3,418,244.59
Certificate of Deposits	\$2,973,107.82
Other Securities	\$0.00
Other Investments:	
Richland Bank MMA 5750	\$102,919.81
Richland Bank MMA R252	\$784,910.08

Total Investments \$7,279,182.30

Cash on Hand:

Petty Cash:	
Treasurer's Office	\$100.00
High School	\$50.00
Junior High School	\$50.00
Eastern, Central, Western	\$100.00
Change Cash:	
Athletic Change	\$3,000.00
Cafeteria Change	\$276.00
Junior High School Change	\$100.00
Central Change	\$100.00
Cash with Fiscal Agent	\$0.00

Total Cash on Hand \$3,776.00

Total Balances \$8,829,138.37

Total Fund Balance \$8,829,138.37

March 01, 2024 through March 31, 2024

Account Name : Lexington Local SD Managing Agency

Account No : 5750

Summary Of Investment Holdings

Shares or Par Value	Investment Category		Avg Unit Cost	Cost Basis	Unit Price	Market Value	Estimated Current Ann Inc	Yield
<u>Money Markets - Taxable</u>								
102,919.81	Northern Instl Government Select Portfolio		1.00	102,919.81	1.00	102,919.81	5,351.83	5.20%
Totals				102,919.81		102,919.81	5,351.83	5.20%
<u>Marketable CDs</u>								
200,000	Jpmorgan Chase Bk N A	4.700%	04/30/2024	100.00	200,000.00	99.92	199,835.15	9,400.00 4.70%
248,000	Live Oak Banking Company	1.250%	09/13/2024	100.00	248,000.00	98.15	243,419.33	3,100.00 1.27%
200,000	Industrial & Com Bank 0.3	0.350%	02/11/2025	100.00	200,000.00	95.94	191,882.16	700.00 0.36%
150,000	Barclays Bk Del	2.950%	05/12/2025	100.00	150,000.00	97.72	146,578.18	4,425.00 3.02%
248,000	Goldman Sachs Bk USA	0.800%	08/18/2025	100.00	248,000.00	94.41	234,141.79	1,984.00 0.85%
200,000	First Ctznz Bk & Tr Co Rale	4.700%	10/28/2025	100.00	200,000.00	99.60	199,191.90	9,400.00 4.72%
200,000	Morgan Stanley Private Bk N	4.050%	09/30/2026	100.00	200,000.00	97.85	195,701.75	8,100.00 4.14%
200,000	Morgan Stanley Bk N A	4.850%	10/30/2026	100.00	200,000.00	99.98	199,951.20	9,700.00 4.85%
248,000	Somerset Tr Co Pa	4.350%	01/13/2027	100.00	248,000.00	99.14	245,877.69	10,788.00 4.39%
200,000	First Bank Chicago	5.000%	05/07/2027	100.00	200,000.00	100.01	200,027.48	10,000.00 5.00%
243,000	Bankers Bk Madison WI	4.250%	11/24/2027	100.00	243,000.00	99.35	241,421.50	10,327.50 4.28%
243,000	Discover Bk	4.400%	04/17/2028	100.04	243,107.82	100.22	243,532.49	10,692.00 4.39%
243,000	Bmo Harris Bk Natl Assn Chi	4.500%	05/16/2028	100.00	243,000.00	100.59	244,437.51	10,935.00 4.47%
150,000	United Fid Bk Fsb Evansvile	4.500%	06/29/2028	100.00	150,000.00	103.07	154,610.23	6,750.00 4.37%
Totals				2,973,107.82		2,940,608.36	106,301.50	3.61%
<u>U.S. Treasury Bds/Nts</u>								
300,000	United States Treas Nts	3.250%	06/30/2027	98.00	294,000.00	96.61	289,828.13	9,750.00 3.36%
Totals				294,000.00		289,828.13	9,750.00	3.36%
<u>U.S. Govt Agv-Exempt State</u>								
200,000	Federal Home Loan Banks	0.220%	05/24/2024	100.00	200,000.00	99.27	198,532.55	440.00 0.22%
200,000	Federal Home Loan Banks	1.000%	07/19/2024	100.00	200,000.00	98.62	197,245.75	2,000.00 1.01%
200,000	Federal Farm Cr Bks	0.430%	10/15/2024	100.00	200,000.00	97.45	194,900.94	860.00 0.44%
250,000	Federal Home Loan Banks	2.000%	12/17/2024	100.05	250,115.54	97.89	244,721.54	5,000.00 2.04%

March 01, 2024 through March 31, 2024

Account Name : Lexington Local SD Managing Agency

Account No : 5750

Summary Of Investment Holdings

Shares or Par Value	Investment Category			Avg Unit Cost	Cost Basis	Unit Price	Market Value	Estimated Ann Inc	Current Yield
200,000	Federal Home Loan Banks	0.500%	09/10/2025	100.00	200,000.00	93.92	187,847.50	1,000.00	0.53%
200,000	Federal Home Loan Banks	0.500%	11/12/2025	100.00	200,000.00	93.15	186,305.63	1,000.00	0.54%
200,000	Federal Home Loan Banks	1.000%	03/30/2026	100.00	200,000.00	92.77	185,535.34	2,000.00	1.08%
200,000	Federal Farm Cr Bks	4.400%	06/22/2026	100.19	200,388.23	99.19	198,377.92	8,800.00	4.44%
300,000	Federal Home Loan Banks	1.125%	09/29/2026	100.06	300,190.82	91.59	274,757.60	3,375.00	1.23%
300,000	Federal Farm Cr Bks	5.300%	10/19/2026	99.73	299,175.00	99.83	299,486.90	15,900.00	5.31%
250,000	Federal Home Loan Banks	1.300%	11/24/2026	99.88	249,687.50	91.91	229,770.23	3,250.00	1.41%
Totals					2,499,557.09		2,397,481.90	43,625.00	1.82%
<u>U.S. Govt Agv-Non-Ex St-Int Only</u>									
200,000	Federal Home Ln Mtg Corp	3.200%	05/16/2025	100.00	200,000.00	98.11	196,218.99	6,400.00	3.26%
225,000	Federal Natl Mtg Assn	0.650%	07/30/2025	99.95	224,887.50	94.58	212,810.17	1,462.50	0.69%
200,000	Federal Home Ln Mtg Corp	5.000%	09/30/2027	99.90	199,800.00	99.47	198,931.57	10,000.00	5.03%
Totals					624,687.50		607,960.73	17,862.50	2.94%
Total Investments					6,494,272.22		6,338,798.93	182,890.83	2.89%
Plus Net Cash							2,223.80		
Total Market Value							6,341,022.73		

Gain or Loss amounts and transactions, as shown, may not reflect the amount to be used for income tax purposes.

March 01, 2024 through March 31, 2024

Account Name : Lexington Local SD Bond Acct Man Agcy

Account No : R252

Summary Of Investment Holdings

Shares or Par Value	Investment Category	Avg Unit Cost	Cost Basis	Unit Price	Market Value	Estimated Current Ann Inc	Current Yield
Money Markets - Taxable							
784,910.08	Northern Instl Government Select Portfolio	1.00	784,910.08	1.00	784,910.08	40,815.32	5.20%
<i>Totals</i>			784,910.08		784,910.08	40,815.32	5.20%
<i>Total Investments</i>			784,910.08		784,910.08	40,815.32	5.20%
<i>Plus Net Cash</i>					0.00		
<i>Total Market Value</i>					784,910.08		

Gain or Loss amounts and transactions, as shown, may not reflect the amount to be used for income tax purposes.

LEXINGTON LOCAL SCHOOLS
INVESTMENT REPORT FOR THE MONTH ENDING
MARCH 31, 2024

INTEREST EARNED:	THIS MONTH	FISCAL YEAR TO DATE
Richland Bank, General Sweep	\$2,867.00	\$25,912.38
Richland Bank, General MMA	\$165.94	\$46,980.34
Richland Bank, Anthem Sweep	\$965.96	\$8,269.37
Star Ohio	\$0.00	\$0.00
CDs, Bonds, and other investments	\$2,603.97	\$121,770.39
TOTAL INTEREST RECEIVED	\$6,602.87	\$202,932.48

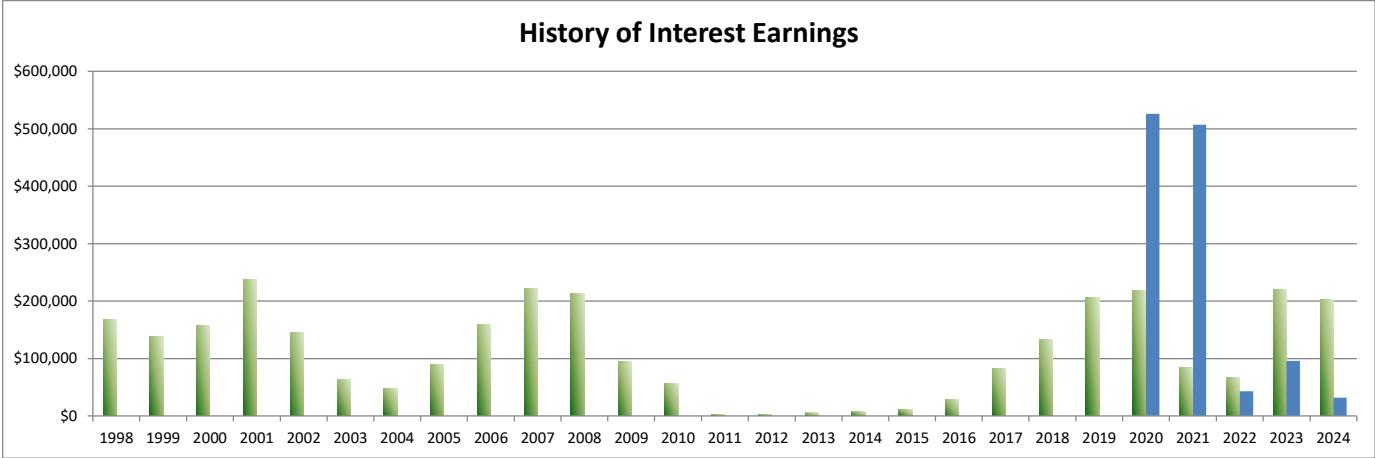
INTEREST EARNED (LEX BOND ACCT)	THIS MONTH	FISCAL YEAR TO DATE
Richland Bank, General Sweep	\$0.00	\$0.00
Richland Bank, General MMA	\$0.00	\$0.00
Richland Bank, Anthem Sweep	\$0.00	\$0.00
Star Ohio	\$0.00	\$0.00
CDs, Bonds, and other investments	\$3,089.64	\$32,031.47
TOTAL INTEREST RECEIVED	\$3,089.64	\$32,031.47

History of Interest Earnings	Fiscal Year	Interest Earnings
	1998	\$ 167,057.52
	1999	\$ 138,113.69
	2000	\$ 157,991.72
	2001	\$ 236,839.79
	2002	\$ 146,052.34
	2003	\$ 63,712.36
	2004	\$ 47,970.95
	2005	\$ 90,719.94
	2006	\$ 158,724.51
	2007	\$ 221,998.86
	2008	\$ 213,660.34
	2009	\$ 95,639.63
	2010	\$ 56,860.22
	2011	\$ 3,001.78
	2012	\$ 3,090.00
	2013	\$ 5,758.97
	2014	\$ 8,349.92
	2015	\$ 11,765.22
	2016	\$ 28,300.22
	2017	\$ 83,194.26
	2018	\$ 133,582.49
	2019	\$ 205,588.68
	2020	\$ 218,228.66
	2021	\$ 85,117.81
	2022	\$ 67,902.15
	2023	\$ 219,800.00
FISCAL Year To Date	2024	\$202,932.48

Lex Bond Acct Interest Earnings	Fiscal Year	Interest Earnings
	2020	\$526,044.24
	2021	\$507,134.12
	2022	\$43,256.67
	2023	\$96,119.37
FISCAL Year To Date	2024	\$32,031.47

Total Interest Earnings Lex Bond Acct to Date \$1,204,585.87

Total Interest Earnings 1998 to Present \$ 3,071,954.51



Reporting Period: March 2024 (FY 2024)

4/10/24 11:49 AM

As Of Period: 03/31/2024

LEXINGTON LOCAL SCHOOLS Cash Summary Report

Full Account Code	Description	Initial Cash	MTD Received	FYTD Received	MTD Expended	FYTD Expended	Fund Balance
001-0000	GENERAL FUND	\$ 8,858,761.66	\$ 1,538,056.24	\$ 17,489,066.78	\$ 2,335,259.73	\$ 20,519,995.54	\$ 5,827,832.90
001-9412	GENERAL BUDGET RESERVE SET- ASIDE-1%/BWC	87,928.97	0.00	0.00	0.00	0.00	87,928.97
002-0000	BOND RETIREMENT FUND	1,885,999.03	120,890.18	1,879,825.97	892,827.92	3,048,169.58	717,655.42
003-0000	PERMANENT IMPROVEMENT FUND	32,156.92	25,546.78	503,660.40	3,179.11	764,069.36	(228,252.04)
004-0000	LFI BUILDING FUND	386,924.46	1,353.79	13,941.41	0.00	56,940.36	343,925.51
006-0000	FOOD SERVICE FUND	327,644.80	208,314.54	823,742.22	90,743.68	742,334.31	409,052.71
007-9100	LEXINGTON MINUTEMEN ACADEMIC SCHOLARSHIP FUND	139,793.78	201.10	12,079.01	3,000.00	17,500.00	134,372.79
010-0000	CLASSROOM FACILITIES CONSTRUCTION FUND	612,112.51	1,735.85	18,090.06	0.00	189,218.00	440,984.57
018-9100	HIGH SCHOOL PRINCIPAL'S FUND	498.99	888.46	5,932.88	659.91	5,770.33	661.54
018-9101	HIGH SCHOOL FLOWER FUND	0.00	115.00	115.00	0.00	0.00	115.00
018-9102	PUBLIC SCHOOL SUPPORT	0.00	100.00	100.00	0.00	0.00	100.00
018-9200	JUNIOR HIGH PRINCIPAL'S FUND	7,009.89	0.00	2,983.81	591.13	1,504.63	8,489.07
018-9300	EASTERN PRINCIPAL'S FUND	4,453.88	122.00	11,837.97	512.44	9,990.77	6,301.08
018-9301	EASTERN ELEMENTARY BOOKFAIR/BOXTOPS FUND	4,462.04	0.00	1,837.52	0.00	2,821.16	3,478.40
018-9302	EASTERN ELEMENTARY MATH	1,036.52	0.00	0.00	0.00	0.00	1,036.52
018-9303	EASTERN RUN CLUB	469.73	0.00	1,030.00	0.00	1,104.85	394.88
018-9400	CENTRAL PRINCIPAL'S FUND	5,975.08	246.17	1,484.39	514.98	3,028.51	4,430.96
018-9401	CENTRAL ELEMENTARY BOOKFAIR FUND	6,568.96	0.00	3,884.90	0.00	2,514.86	7,939.00
018-9402	CENTRAL ELEMENTARY ART	1,899.77	0.00	0.00	0.00	0.00	1,899.77
018-9500	WESTERN PRINCIPAL'S FUND	20,600.09	24.00	2,090.84	655.10	3,944.55	18,746.38
018-9501	WESTERN ELEMENTARY BOOKFAIR/BOXTOPS FUND	4,077.56	23.00	141.17	0.00	0.00	4,218.73
018-9503	WESTERN ELEMENTARY ART	812.30	0.00	0.00	0.00	0.00	812.30
018-9901	JUNIOR HIGH TEACHER ADVISORY FUND	95.30	0.00	0.00	0.00	0.00	95.30
019-9001	ACADEMIC BOOSTERS GRANTS	769.07	0.00	0.00	0.00	0.00	769.07
019-9121	CENTRAL ELEMENTARY PTO GRANTS	2,941.81	2.68	62.75	0.00	0.00	3,004.56
019-9122	EASTERN ELEMENTARY PTO GRANTS	3,592.04	2.68	65.64	0.00	0.00	3,657.68
019-9123	WESTERN ELEMENTARY PTO GRANTS	4,329.86	2.68	64.20	0.00	0.00	4,394.06
019-9200	RICHLAND COUNTY FOUNDATION GRANT PLAYGROUND	200.00	0.00	0.00	0.00	0.00	200.00
019-9226	RICH CO FOUND GRANT-SCIENCE ENRICH FIELD TRIP	91.55	0.00	0.00	0.00	0.00	91.55
019-9228	RICH CO FOUND GRANT-SOCIAL STUDIES MAKERSPACE	17.52	0.00	0.00	0.00	0.00	17.52
019-9229	RICHLAND CO FOUND GRANT- SCIENCE LAB ACTIVITY REVITALIZATION	0.00	0.00	1,322.53	0.00	1,280.22	42.31
019-9230	RICHLAND CO FOUND GRANT- STEAMTASTIC LEARNING	0.00	0.00	1,491.87	0.00	1,490.33	1.54

Reporting Period: March 2024 (FY 2024)

4/10/24 11:49 AM

As Of Period: 03/31/2024

LEXINGTON LOCAL SCHOOLS Cash Summary Report

Full Account Code	Description	Initial Cash	MTD Received	FYTD Received	MTD Expended	FYTD Expended	Fund Balance
019-9231	RICHLAND CO FOUND GRANT-SOCIAL STUDIES BOARD GAME STUDIO	\$ 0.00	\$ 0.00	\$ 1,413.47	\$ 0.00	\$ 1,277.00	\$ 136.47
019-9232	RICHLAND CO FOUND GRANT-MARVELOUS MATHEMATICAL THINKING	0.00	0.00	1,046.05	1,037.41	1,037.41	8.64
019-9233	RICHLAND CO FOUND GRANT-FOOTPRINT IMPRESSION LAB PROJECT	0.00	0.00	1,480.00	0.00	0.00	1,480.00
019-9234	RICHLAND CO FOUND GRANT-CIRCUIT CRAZE	0.00	0.00	1,184.63	0.00	1,154.64	29.99
019-9235	RICHLAND CO FOUND GRANT-NOVELS IN VERSE BOOK CLUB	0.00	0.00	1,075.65	0.00	1,063.30	12.35
019-9236	RICHLAND CO FOUND GRANT-CODING EXPRESS BY LEGO EDUCATION	0.00	0.00	250.00	0.00	247.95	2.05
019-9301	RICH CO FOUND/SECO ROBOTICS GRANT (HEIMANN)	31.72	0.00	0.00	0.00	0.00	31.72
019-9302	RICH CO RETIRED TEACHERS ASSOC	150.00	0.00	0.00	0.00	0.00	150.00
019-9304	RICHLAND CO RETIRED TEACHERS - HS ENGLISH	200.00	0.00	0.00	0.00	0.00	200.00
019-9401	OTHER GRANT	0.00	0.00	1,084.00	745.19	1,083.06	0.94
022-9601	OHSAA TOURNAMENT AGENCY FUND	0.00	1,712.75	8,710.75	0.00	0.00	8,710.75
024-0000	EMPLOYEE BENEFITS FUND FOR MEDICAL/DENTAL	619,627.24	504,766.19	4,330,596.33	429,890.69	4,397,914.42	552,309.15
034-0000	OFCC PROJECT MAINTENANCE FUND	562,801.53	6,848.91	111,759.02	172.39	1,391.28	673,169.27
200-9101	HIGH SCHOOL ART CLUB	372.46	0.00	0.00	0.00	0.00	372.46
200-9102	HIGH SCHOOL DRAMA CLUB	29,527.66	732.00	732.00	0.00	7,525.19	22,734.47
200-9103	HIGH SCHOOL MATH CLUB	0.00	0.00	0.00	0.00	120.00	(120.00)
200-9104	HIGH SCHOOL LEADERSHIP COUNCIL	681.50	56.00	356.00	579.75	579.75	457.75
200-9107	HIGH SCHOOL SPANISH CLUB	688.50	0.00	420.00	0.00	0.00	1,108.50
200-9108	HIGH SCHOOL LEO CLUB	2,236.40	0.00	816.68	82.25	385.18	2,667.90
200-9114	HIGH SCHOOL STUDENT COUNCIL FUND	5,576.85	25.50	2,791.50	0.00	3,484.17	4,884.18
200-9115	HIGH SCHOOL KEY CLUB	1,261.42	0.00	1,745.00	0.00	2,170.00	836.42
200-9116	HIGH SCHOOL CHESS CLUB	144.46	0.00	0.00	0.00	0.00	144.46
200-9119	HIGH SCHOOL YEARBOOK FUND	35,281.13	50.00	9,681.00	0.00	54.73	44,907.40
200-9120	HIGH SCHOOL JOURNALISM FUND	505.44	0.00	0.00	0.00	0.00	505.44
200-9121	HIGH SCHOOL NATIONAL HONOR SOCIETY	984.50	310.00	3,943.00	41.99	1,602.99	3,324.51
200-9201	JUNIOR HIGH ART CLUB	924.66	0.00	0.00	0.00	(201.36)	1,126.02
200-9204	JUNIOR HIGH STUDENT COUNCIL FUND	1,533.64	498.00	1,444.00	55.00	518.70	2,458.94
200-9205	JUNIOR HIGH LIBRARY CLUB	77.65	0.00	0.00	0.00	0.00	77.65
200-9301	EASTERN ELEMENTARY STUDENT ACTIVITY FUND	1,698.63	0.00	0.00	0.00	885.14	813.49
200-9302	EASTERN ELEMENTARY ROBOTICS FUND	575.16	0.00	0.00	0.00	0.00	575.16
200-9611	HIGH SCHOOL INFORMED TEENS	903.63	0.00	103.82	0.00	372.98	634.47

Reporting Period: March 2024 (FY 2024)

4/10/24 11:49 AM

As Of Period: 03/31/2024

LEXINGTON LOCAL SCHOOLS
Cash Summary Report

Full Account Code	Description	Initial Cash	MTD Received	FYTD Received	MTD Expended	FYTD Expended	Fund Balance
	FUND						
200-9612	JUNIOR HIGH INFORMED TEENS FUND	\$ 1,866.19	\$ 11.64	\$ 21.78	\$ 0.00	\$ 106.97	\$ 1,781.00
300-9115	JAZZ BAND	757.62	0.00	0.00	0.00	0.00	757.62
300-9116	CHOIR	1,284.95	0.00	0.00	0.00	0.00	1,284.95
300-9206	JUNIOR HIGH PHYS ED DEPARTMENT FUND	3,831.75	0.00	0.00	81.44	164.23	3,667.52
300-9210	JR HIGH INSTRUMENTAL	41.03	0.00	0.00	0.00	0.00	41.03
300-9600	ATHLETIC FUND	22,774.75	8,952.31	234,131.95	12,668.92	236,622.95	20,283.75
300-9601	ATHLETIC CAPITAL FUND	118,136.66	0.00	33,500.00	0.00	33,465.00	118,171.66
300-9602	ORCHESTRA	63.22	0.00	0.00	0.00	0.00	63.22
300-9603	ELEMENTARY MUSIC	1,572.09	0.00	0.00	0.00	0.00	1,572.09
300-9605	BAND	232.95	0.00	0.00	0.00	0.00	232.95
451-9023	DATA COMMUNICATION FUND	0.00	0.00	230.50	0.00	230.50	0.00
451-9024	DATA COMMUNICATION FUND	0.00	5,257.15	9,757.15	0.00	9,000.00	757.15
499-9024	MISCELLANEOUS STATE GRANT FUND	0.00	0.00	10,084.58	0.00	10,084.58	0.00
507-9022	ESSER ARP FUNDING	(211,514.33)	30,683.13	599,769.27	73,676.11	653,152.18	(264,897.24)
507-9024	ELEMENTARY AND SECONDARY SCHOOL EMERGENCY RELIEF FUND	0.00	0.00	0.00	0.00	0.00	0.00
516-9024	IDEA PART B GRANTS	0.00	64,686.89	493,768.05	116,669.03	610,392.18	(116,624.13)
572-9023	TITLE I DISADVANTAGED CHILDREN	(3,243.26)	0.00	3,243.26	0.00	0.00	0.00
572-9024	TITLE I DISADVANTAGED CHILDREN	0.00	24,667.60	155,163.78	24,775.50	179,939.28	(24,775.50)
584-9024	TITLE IV, PART A, STUDENT SUPPORT AND ACADEMIC ENRICHMENT PROGRAMS	0.00	0.00	18,603.92	0.00	20,671.03	(2,067.11)
584-9924	TITLE IV, PART A, STUDENT SUPPORT AND ACADEMIC ENRICHMENT PROGRAMS	0.00	0.00	0.00	31,867.66	31,867.66	(31,867.66)
587-9024	IDEA PRESCHOOL-HANDICAPPED	0.00	0.00	16,078.96	10.57	17,365.51	(1,286.55)
590-9024	IMPROVING TEACHER QUALITY	0.00	6,507.21	54,892.00	2,728.14	60,995.12	(6,103.12)
599-9923	MISCELLANEOUS FED. GRANT FUND	39,272.77	0.00	0.00	(722.54)	39,272.77	0.00
Grand Total		\$ 13,642,084.66	\$ 2,553,390.43	\$ 26,884,729.42	\$ 4,022,303.50	\$ 31,697,673.85	\$ 8,829,140.23

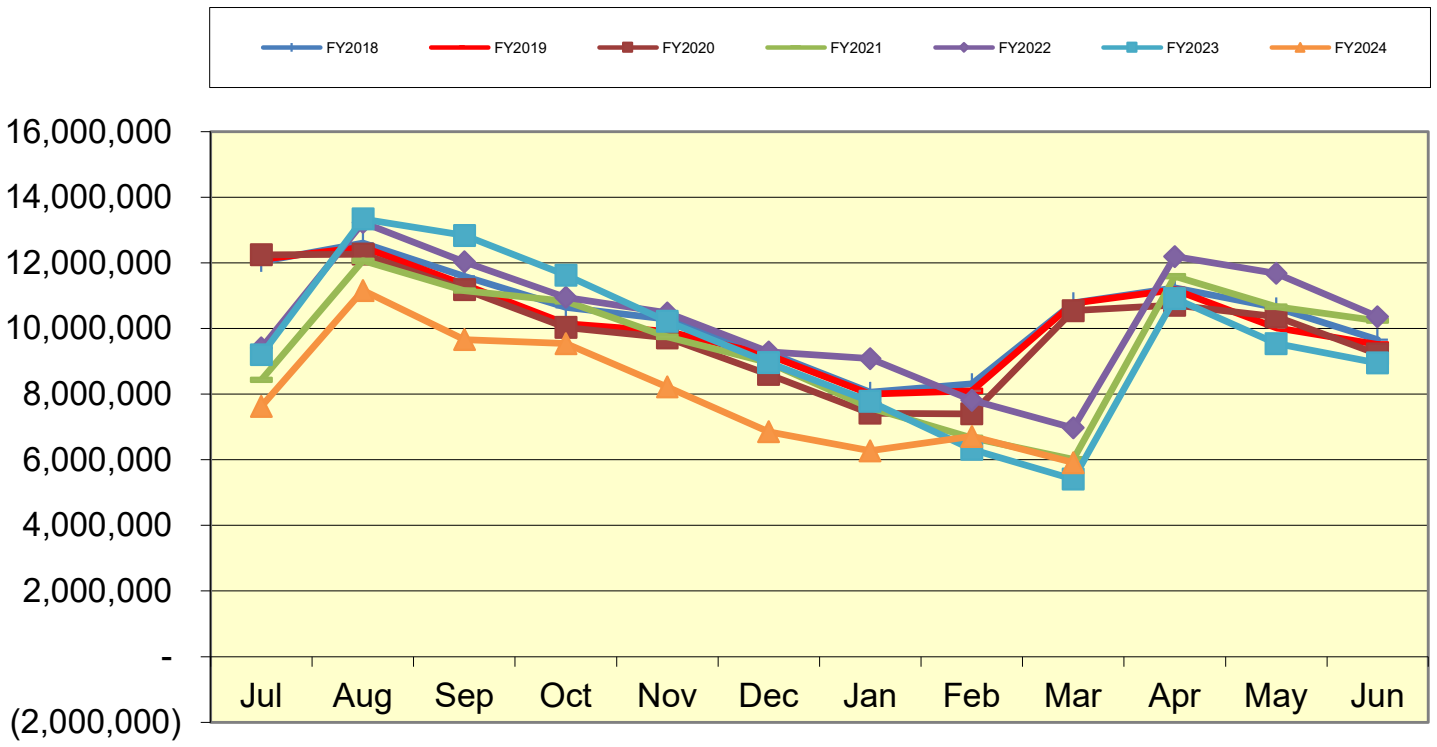
LEXINGTON LOCAL SCHOOLS
Spending Plan Summary

ODE Line Number	Monthly Estimate	Monthly Actual	Monthly Difference	FYTD Estimate	FYTD Actual	FYTD Difference
01.010 General Property (Real Estate)	\$ 500,000.00	\$ 515,478.10	\$ 15,478.10	\$ 5,076,442.00	\$ 7,479,832.63	\$ 2,403,390.63
01.020 Tangible Personal Property Tax	44,000.00	42,066.48	(1,933.52)	484,840.00	482,906.91	(1,933.09)
01.030 Income Tax	0.00	0.00	0.00	0.00	0.00	0.00
01.035 Unrestricted Grants-in-Aid	822,000.00	794,669.72	(27,330.28)	7,433,500.00	7,463,296.08	29,796.08
01.040 Restricted Grants-in-Aid	54,000.00	46,111.98	(7,888.02)	447,157.00	415,750.11	(31,406.89)
01.045 Restricted Federal Grants-in-Aid - SFSF	0.00	0.00	0.00	0.00	0.00	0.00
01.050 State Share of Local Property Taxes	0.00	0.00	0.00	879,457.00	879,459.72	2.72
01.060 All Other Operating Revenue	41,191.00	139,729.96	98,538.96	540,246.00	762,552.84	222,306.84
01.070 Total Revenue	1,461,191.00	1,538,056.24	76,865.24	14,861,642.00	17,483,798.29	2,622,156.29
02.010 Proceeds from Sale of Notes	0.00	0.00	0.00	0.00	0.00	0.00
02.020 State Emergency Loans & Advancements (Approved)	0.00	0.00	0.00	0.00	0.00	0.00
02.040 Operating Transfers-In	0.00	0.00	0.00	0.00	0.00	0.00
02.050 Advances-In	0.00	0.00	0.00	0.00	0.00	0.00
02.060 All Other Financial Sources	0.00	0.00	0.00	5,268.00	5,268.49	0.49
02.070 Total Other Financing Sources	0.00	0.00	0.00	5,268.00	5,268.49	0.49
02.080 Total Revenues and Other Financing Sources	1,461,191.00	1,538,056.24	76,865.24	14,866,910.00	17,489,066.78	2,622,156.78
03.010 Personal Services	1,250,000.00	1,270,574.63	20,574.63	11,511,489.00	11,597,260.09	85,771.09
03.020 Employees' Retirement/Insurance Benefits	611,000.00	628,595.24	17,595.24	5,478,501.00	5,599,820.06	121,319.06
03.030 Purchased Services	255,000.00	320,691.86	65,691.86	2,127,163.00	2,161,804.98	34,641.98
03.040 Supplies and Materials	50,000.00	78,735.31	28,735.31	776,279.00	934,670.73	158,391.73
03.050 Capital Outlay	5,554.00	11,098.54	5,544.54	56,007.00	47,103.14	(8,903.86)
03.060 Intergovernmental	0.00	0.00	0.00	0.00	0.00	0.00
04.010 Debt Service: All Principal (Historical)	0.00	0.00	0.00	0.00	0.00	0.00
04.020 Debt Service: Principal-Notes	0.00	0.00	0.00	0.00	0.00	0.00
04.030 Debt Service: Principal - State Loans	0.00	0.00	0.00	0.00	0.00	0.00
04.040 Debt Service: Principal - State Advancements	0.00	0.00	0.00	0.00	0.00	0.00
04.050 Debt Service: Principal - HB 264 Loans	0.00	0.00	0.00	0.00	0.00	0.00
04.055 Debt Service: Principal - Other	0.00	0.00	0.00	0.00	0.00	0.00
04.060 Debt Service: Interest and Fiscal Charges	0.00	0.00	0.00	0.00	0.00	0.00
04.300 Other Objects	20,000.00	25,566.01	5,566.01	193,172.00	179,338.40	(13,833.60)
04.500 Total Expenditures	2,191,554.00	2,335,261.59	143,707.59	20,142,611.00	20,519,997.40	377,386.40
05.010 Operational Transfers - Out	0.00	0.00	0.00	0.00	0.00	0.00
05.020 Advances - Out	0.00	0.00	0.00	0.00	0.00	0.00
05.030 All Other Financing Uses	0.00	0.00	0.00	0.00	0.00	0.00
05.040 Total Other Financing Uses	0.00	0.00	0.00	0.00	0.00	0.00
05.050 Total Expenditure and Other Financing Uses	2,191,554.00	2,335,261.59	143,707.59	20,142,611.00	20,519,997.40	377,386.40
06.010 Excess Rev & Oth Financing Sources over(under) Exp & Oth F	(730,363.00)	(797,205.35)	(66,842.35)	(5,275,701.00)	(3,030,930.62)	2,244,770.38
07.010 Cash Balance-July1 -Excluding Proposed Renew/Replace & New	0.00	6,712,965.36	6,712,965.36	8,946,690.63	8,946,690.63	0.00
07.020 Cash Balance June 30	(730,363.00)	5,915,760.01	6,646,123.01	3,670,989.63	5,915,760.01	2,244,770.38
08.010 Estimated Encumbrances June 30	(100,000.00)	1,143,884.48	1,243,884.48	1,200,000.00	1,143,884.48	(56,115.52)

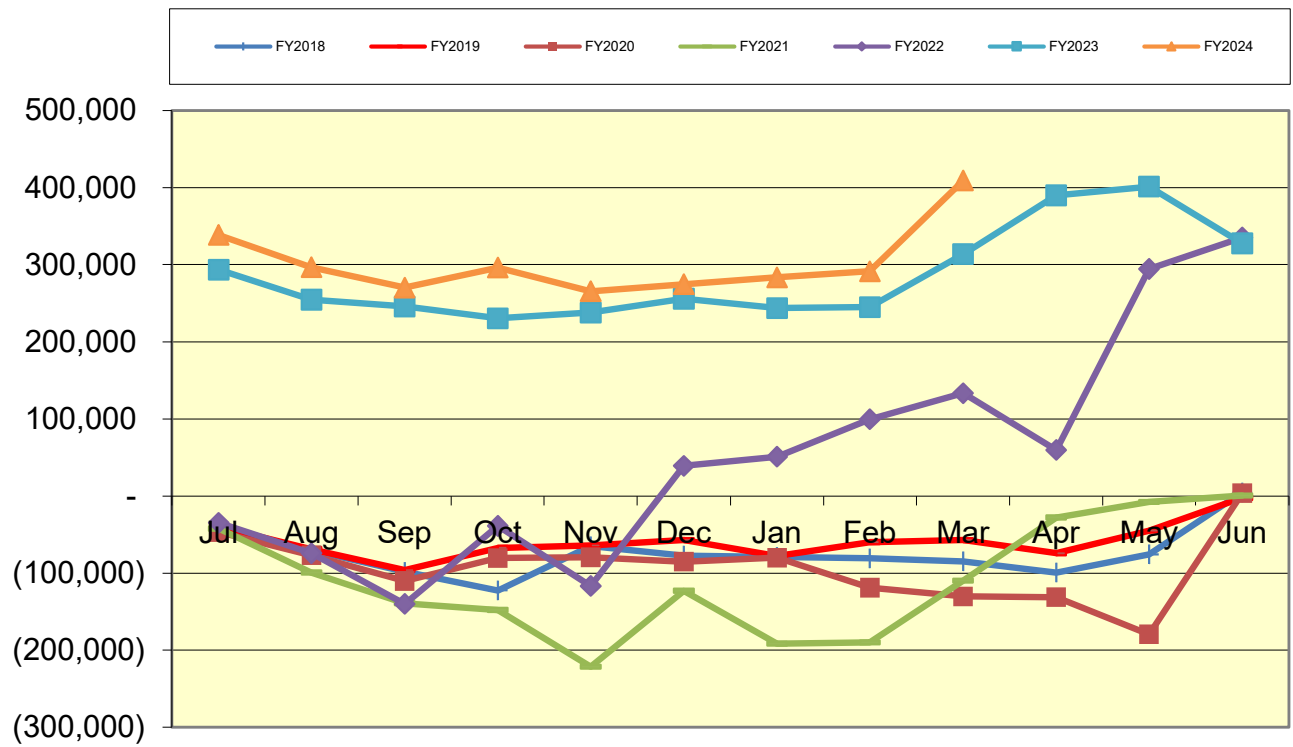
**LEXINGTON LOCAL SCHOOL DISTRICT
GENERAL FUND ONLY 2023-2024
SUMMARY OF RECEIPTS AND EXPENDITURES - FIVE YEAR FORECAST FORMAT**

LINE	DESCRIPTION	3/31/2024	FISCAL YEAR TO DATE Estimate	FISCAL YEAR TO DATE Actual	VARIANCE Estimate vs. Actual	PERCENT of VARIANCE
LINE 7.010	BEGINNING CASH BALANCE			\$ 8,946,691		
REVENUES						
LINE 1.010	Real Estate Tax	\$ 5,076,442	\$ 7,479,832	\$ 2,403,390	47.34%	
LINE 1.020	Personal Property Tax	\$ 484,840	\$ 482,907	(\$1,933)	-0.40%	
LINE 1.030	Income Tax	\$ -	\$ -	\$0		
LINE 1.035	State Funding	\$ 7,433,500	\$ 7,463,296	\$29,796	0.40%	
LINE 1.040	Career Tech / Economic Disadv.	\$ 447,157	\$ 415,750	(\$31,407)	-7.02%	
LINE 1.050	Property Tax Allocation	\$ 879,457	\$ 879,460	\$3	0.00%	
LINE 1.060	Other Operating Revenue	\$ 540,246	\$ 762,553	\$222,307	41.15%	
LINE 1.070	TOTAL REVENUE	\$ 14,861,642	\$ 17,483,798	\$2,622,156	17.64%	
EXPENSES						
LINE 2.01	Proceeds from Notes	\$ -	\$ -	\$0		
LINE 2.04	Transfers In	\$ -	\$ -	\$0		
LINE 2.050	Advances In	\$ -	\$ -	\$0	#DIV/0!	
LINE 2.060	Other Financing Sources	\$ 5,268	\$ 5,268	\$0	0.00%	
LINE 2.070	TOTAL OTHER SOURCES	\$ 5,268	\$ 5,268	\$0	0.00%	
LINE 2.080	TOTAL REVENUES & Sources	\$ 14,866,910	\$ 17,489,066	\$2,622,156	17.64%	
EXPENSES						
LINE 3.010	Salaries	\$ 11,511,489	\$ 11,597,260	(\$85,771)	-0.75%	
LINE 3.020	Retirement and Benefits	\$ 5,478,501	\$ 5,599,820	(\$121,319)	-2.21%	
LINE 3.030	Purchased Services	\$ 2,127,163	\$ 2,161,805	(\$34,642)	-1.63%	
LINE 3.040	Supplies and Materials	\$ 776,279	\$ 934,671	(\$158,392)	-20.40%	
LINE 3.050	Capital Outlay and Equipment	\$ 56,007	\$ 47,103	\$8,904	15.90%	
LINE 3.06	INTERGOVERNMENTAL	\$ -	\$ -	\$0		
LINE 4.020	DEBT SERVICE - Notes	\$ -	\$ -	\$0		
LINE 4.060	DEBT SERVICE - Interest charges	\$ -	\$ -	\$0		
LINE 4.300	Other Objects	\$ 193,172	\$ 179,338	\$13,834	7.16%	
LINE 4.500	TOTAL EXPENDITURES	\$ 20,142,611	\$ 20,519,997	(\$377,386)	-1.87%	
LINE 5.00	TRANSFERS OUT	\$ -	\$ -	\$0		
LINE 5.02	ADVANCES OUT	\$ -	\$ -	\$0		
LINE 5.03	ALL OTHER USES	\$ -	\$ -	\$0		
LINE 5.040	TOTAL OTHER USES	\$ -	\$ -	\$0		
LINE 5.050	TOTAL EXPENDITURES & USES	\$ 20,142,611	\$ 20,519,997	(\$377,386)	-1.87%	
		Estimate	Actual	Variance		
LINE 6.010	REVENUES OVER EXPENSES	\$ (5,275,701)	\$ (3,030,931)	\$2,244,770		
LINE 7.020	ENDING CASH BALANCE	\$ 3,670,990	\$ 5,915,760	\$2,244,770		
	Less Reserves	\$ (87,929)	\$ (87,929)	\$ -		
LINE 8.010	Less Outstanding Encumbrances	\$ (1,200,000)	\$ (1,143,884)	\$ 56,116	-4.68%	
LINE 15.010	Unreserved Fund Balance	\$ 2,383,061	\$ 4,683,947	\$2,300,886	96.55%	
	Salaries/Benefits as % of Revenue	114.3%	98.4%	Benchmark Yr. End 80.1% or below		
	True Days Cash - Calendar Days on which can operate	32	63	90 or above optimal		

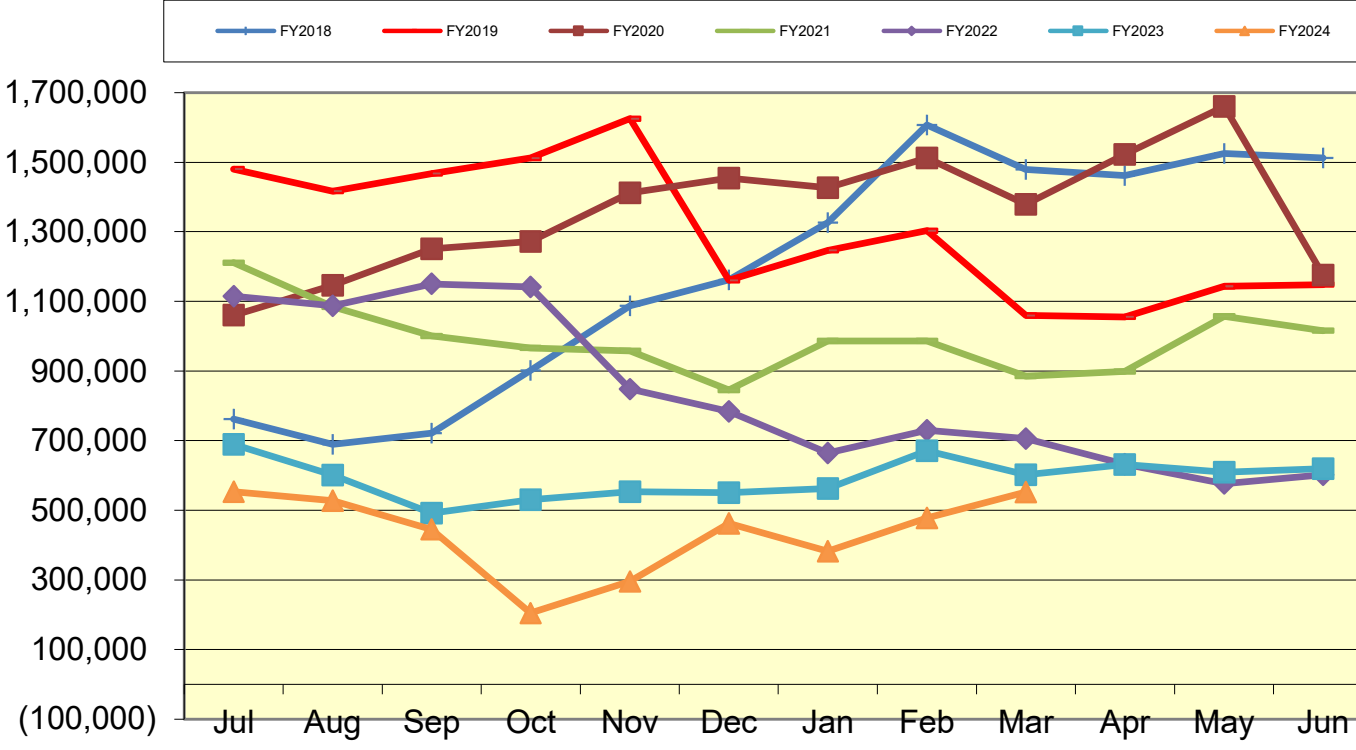
Lexington Local Schools General Fund Cash Balance



Lexington Local Schools Food Service Fund Cash Balance



Lexington Local Schools Employee Benefits Fund Cash Balance



Lexington Local Schools

Permanent Improvement Fund
3/31/2024

	Budgeted Amount	Actual Fiscal Year Expended	Current Encumbrances	Expenses / Encumbrances Over/Under Estimate	Remaining Estimated PI Project Costs																																				
Instruction and Administration																																									
Western Elementary Equipment/Materials	\$ 17,549.64	\$ 17,549.64	\$ -	\$0.00	\$0.00																																				
Eastern Elementary Equipment/Materials	\$ -	\$ -	\$ -	\$0.00	\$0.00																																				
Central Elementary Equipment/Materials	\$ 7,609.19	\$ 2,128.73	\$ 3,794.31	\$1,686.15	\$1,686.15																																				
Central Music Equipment	\$ 1,485.99	\$ 1,686.15	\$ -	(\$200.16)	\$0.00																																				
Preschool Equipment/Materials	\$ 5,624.75	\$ 5,618.71	\$ 6.04	(\$0.00)	(\$0.00)																																				
Maintenance/Security																																									
Central Wheel Chair Lift	\$ 27,500.00	\$ 27,500.00	\$ -	\$0.00	\$0.00																																				
Parking Lots Repaving	\$ 104,507.00	\$ 104,507.00	\$ -	\$0.00	\$0.00																																				
Entrance Bollards	\$ 8,940.00	\$ -	\$ 8,940.00	\$0.00	\$0.00																																				
New Maintenance Building	\$ 6,593.00	\$ 6,593.00	\$ -	\$0.00	\$0.00																																				
Parking Dirt Stockpile Grading - Bus Garage Area	\$ 11,542.88	\$ 11,734.78	\$ -	(\$191.90)	\$0.00																																				
PK Window Film Security	\$ 5,115.00	\$ 5,115.00	\$ -	\$0.00	\$0.00																																				
Central Boiler Replacement	\$ 74,980.00	\$ 74,980.00	\$ -	\$0.00	\$0.00																																				
Transportation																																									
New buses	\$ 252,144.00	\$ 252,144.00	\$ -	\$0.00	\$0.00																																				
New fuel tank	\$ 26,757.00	\$ 26,757.00	\$ -	\$0.00	\$0.00																																				
Technology																																									
Computers, servers, tech equip., etc.	\$ 185,000.00	\$ 149,934.93	\$ 53,152.09	(\$18,087.02)	\$0.00																																				
Food Service																																									
Food Service Equipment	\$ -	\$ -	\$ -	\$0.00	\$0.00																																				
Athletics and Student Activities																																									
HS Athletics Tennis Court Repair	\$ 72,060.00	\$ 72,060.00	\$ -	\$0.00	\$0.00																																				
HS Athletics Equipment	\$ -	\$ -	\$ 10,000.00	(\$10,000.00)	(\$10,000.00)																																				
Fees																																									
Tax Collection Fees	\$ 14,500.00	\$ 5,760.42	\$ -	\$8,739.58	\$8,739.58																																				
Totals																																									
Totals	\$ 821,908.45	\$ 764,069.36	\$ 75,892.44	(\$18,053.35)	\$425.73																																				
Total Budgeted	\$ 821,908.45																																								
<table style="width: 100%; border-collapse: collapse;"> <tr> <td style="width: 40%;">Actual Cash Balance 7/1/23</td> <td style="width: 10%; text-align: right;">\$ 32,156.92</td> <td style="width: 10%;"></td> <td style="width: 10%;"></td> <td style="width: 10%;"></td> <td style="width: 10%;"></td> </tr> <tr> <td>Revenues FY24 - Taxes from levy</td> <td style="text-align: right;">\$ 503,660.40</td> <td></td> <td></td> <td></td> <td></td> </tr> <tr> <td>Expenditures FY24</td> <td style="text-align: right;">\$ (764,069.36)</td> <td></td> <td></td> <td></td> <td></td> </tr> <tr> <td>Current Cash Balance</td> <td style="text-align: right;">(\$228,252.04)</td> <td></td> <td></td> <td></td> <td></td> </tr> <tr> <td>Current Encumbrances</td> <td style="text-align: right;">\$ (75,892.44)</td> <td></td> <td></td> <td></td> <td></td> </tr> <tr> <td>Available Balance</td> <td style="text-align: right;">(\$304,144.48)</td> <td></td> <td></td> <td></td> <td></td> </tr> </table>						Actual Cash Balance 7/1/23	\$ 32,156.92					Revenues FY24 - Taxes from levy	\$ 503,660.40					Expenditures FY24	\$ (764,069.36)					Current Cash Balance	(\$228,252.04)					Current Encumbrances	\$ (75,892.44)					Available Balance	(\$304,144.48)				
Actual Cash Balance 7/1/23	\$ 32,156.92																																								
Revenues FY24 - Taxes from levy	\$ 503,660.40																																								
Expenditures FY24	\$ (764,069.36)																																								
Current Cash Balance	(\$228,252.04)																																								
Current Encumbrances	\$ (75,892.44)																																								
Available Balance	(\$304,144.48)																																								
<table style="width: 100%; border-collapse: collapse;"> <tr> <td style="width: 40%;">Remaining Estimated Revenues FY24 - Taxes from levy</td> <td style="width: 10%; text-align: right;">\$ 246,339.60</td> <td style="width: 10%;"></td> <td style="width: 10%;"></td> <td style="width: 10%;"></td> <td style="width: 10%;"></td> </tr> <tr> <td>Less: Remaining Estimated PI Project Costs</td> <td style="text-align: right;">(\$425.73)</td> <td></td> <td></td> <td></td> <td></td> </tr> <tr> <td>6/30/24 Estimated Unencumbered Carryover</td> <td style="text-align: right;">\$ (58,230.61)</td> <td></td> <td></td> <td></td> <td></td> </tr> </table>						Remaining Estimated Revenues FY24 - Taxes from levy	\$ 246,339.60					Less: Remaining Estimated PI Project Costs	(\$425.73)					6/30/24 Estimated Unencumbered Carryover	\$ (58,230.61)																						
Remaining Estimated Revenues FY24 - Taxes from levy	\$ 246,339.60																																								
Less: Remaining Estimated PI Project Costs	(\$425.73)																																								
6/30/24 Estimated Unencumbered Carryover	\$ (58,230.61)																																								

Lexington Local Schools

Food Service Fund 2023-24 vs. 2022-2023 vs. 2021-2022

							Beginning Balance 7/1/23	\$ 327,645
2023-2024 Through 3/31/24								
<i>Revenues</i>	District-Wide	HS/JH	Junior High	Eastern	Central	Western	Total	
Student Type A, Ezpay, Misc	\$ -	\$ 141,508	\$ -	\$ 57,161	\$ 44,438	\$ 43,277	\$ 286,384	
Student Break, Milk & A La Carte	\$ -	\$ 86,956	\$ -	\$ 8,387	\$ 5,169	\$ 3,890	\$ 104,402	
Adult & Misc revenues	\$ 10,508	\$ 5,308	\$ -	\$ 728	\$ 578	\$ 282	\$ 17,404	
State Reimb	\$ -	\$ -	\$ -	\$ -	\$ -	\$ -	\$ -	
Federal Reimb	\$ -	\$ 170,022	\$ -	\$ 97,780	\$ 75,988	\$ 71,762	\$ 415,552	
Transfer In	\$ -	\$ -	\$ -	\$ -	\$ -	\$ -	\$ -	
Total Revenues	\$ 10,508	\$ 403,794	\$ -	\$ 164,056	\$ 126,173	\$ 119,211	\$ 823,742	
<i>Expenses</i>								
Wages	\$ 41,554	\$ 114,646	\$ -	\$ 64,486	\$ 35,967	\$ 31,602	\$ 288,255	
Severance	\$ -	\$ 5,137	\$ -	\$ -	\$ 684	\$ -	\$ 5,821	
Retirement	\$ 10,303	\$ 22,673	\$ -	\$ 11,039	\$ 5,973	\$ 5,278	\$ 55,266	
Medical	\$ 8,531	\$ 61,125	\$ -	\$ -	\$ 10,449	\$ 15,434	\$ 95,539	
Life, Dent, MC, WC	\$ 1,043	\$ 3,936	\$ -	\$ 906	\$ 928	\$ 1,130	\$ 7,943	
Purch Serv, Repairs, Phone, Post	\$ 2,794	\$ 360	\$ -	\$ 732	\$ 678	\$ 335	\$ 4,899	
Supplies	\$ 10,697	\$ -	\$ -	\$ -	\$ -	\$ -	\$ 10,697	
Food Costs	\$ -	\$ 143,457	\$ -	\$ 83,904	\$ 22,732	\$ 22,459	\$ 272,552	
Equipment	\$ 1,363	\$ -	\$ -	\$ -	\$ -	\$ -	\$ 1,363	
Other Costs	\$ -	\$ -	\$ -	\$ -	\$ -	\$ -	\$ -	
Total Expenses	\$ 76,285	\$ 351,334	\$ -	\$ 161,067	\$ 77,411	\$ 76,238	\$ 742,335	
Net Gain (Loss)	\$ (65,777)	\$ 52,460	\$ -	\$ 2,989	\$ 48,762	\$ 42,973	\$ 81,407	
							Ending Cash Balance 3/31/24	\$ 409,052

							Beginning Balance 7/1/22	\$ 335,154
2022-2023 Through 3/31/23								
<i>Revenues</i>	District-Wide	HS/JH	Junior High	Eastern	Central	Western	Total	
Student Type A, Ezpay, Misc	\$ -	\$ 168,728	\$ -	\$ 54,883	\$ 45,897	\$ 36,076	\$ 305,584	
Student Break, Milk & A La Carte	\$ -	\$ 66,769	\$ -	\$ 8,458	\$ 5,655	\$ 3,491	\$ 84,373	
Adult & Misc revenues	\$ 10,279	\$ 4,419	\$ -	\$ 635	\$ 141	\$ 214	\$ 15,688	
State Reimb	\$ -	\$ -	\$ -	\$ -	\$ -	\$ -	\$ -	
Federal Reimb	\$ -	\$ 103,441	\$ -	\$ 57,370	\$ 44,916	\$ 27,333	\$ 233,060	
Transfer In	\$ -	\$ -	\$ -	\$ -	\$ -	\$ -	\$ -	
Total Revenues	\$ 10,279	\$ 343,357	\$ -	\$ 121,346	\$ 96,609	\$ 67,114	\$ 638,705	
<i>Expenses</i>								
Wages	\$ 40,191	\$ 135,160	\$ -	\$ 46,086	\$ 28,317	\$ 29,920	\$ 279,674	
Severance	\$ -	\$ 842	\$ -	\$ -	\$ -	\$ -	\$ 842	
Retirement	\$ 9,976	\$ 23,823	\$ -	\$ 6,452	\$ 6,688	\$ 5,695	\$ 52,634	
Medical	\$ 7,842	\$ 48,179	\$ -	\$ 14,186	\$ 11,554	\$ 14,187	\$ 95,948	
Life, Dent, MC, WC	\$ 1,007	\$ 4,164	\$ -	\$ 1,011	\$ 1,219	\$ 771	\$ 8,172	
Purch Serv, Repairs, Phone, Post	\$ 2,569	\$ 756	\$ -	\$ 335	\$ 335	\$ 1,719	\$ 5,714	
Supplies	\$ 5,429	\$ -	\$ -	\$ -	\$ -	\$ -	\$ 5,429	
Food Costs	\$ -	\$ 116,381	\$ -	\$ 58,158	\$ 22,496	\$ 14,667	\$ 211,702	
Equipment	\$ -	\$ -	\$ -	\$ -	\$ -	\$ -	\$ -	
Other Costs	\$ -	\$ -	\$ -	\$ -	\$ -	\$ -	\$ -	
Total Expenses	\$ 67,014	\$ 329,305	\$ -	\$ 126,228	\$ 70,609	\$ 66,959	\$ 660,115	
Net Gain (Loss)	\$ (56,735)	\$ 14,052	\$ -	\$ (4,882)	\$ 26,000	\$ 155	\$ (21,410)	
							Ending Cash Balance 3/31/23	\$ 313,744

							Beginning Balance 7/1/21	\$ 808
2020-2021 Through 3/31/22								
<i>Revenues</i>	District-Wide	High School	Junior High	Eastern	Central	Western	Total	
Student Type A, Ezpay, Misc	\$ -	\$ (1,318)	\$ (1,044)	\$ (434)	\$ 226	\$ 74	\$ (2,496)	
Student Break, Milk & A La Carte	\$ -	\$ 17,809	\$ 6,718	\$ 2,843	\$ 1,734	\$ 530	\$ 29,634	
Adult & Misc revenues	\$ 6,154	\$ 2,401	\$ 638	\$ 859	\$ 448	\$ 38	\$ 10,538	
State Reimb	\$ -	\$ -	\$ -	\$ -	\$ -	\$ -	\$ -	
Federal Reimb	\$ -	\$ 200,869	\$ 121,912	\$ 154,358	\$ 139,136	\$ 113,500	\$ 729,775	
Transfer In	\$ -	\$ -	\$ -	\$ -	\$ -	\$ -	\$ -	
Total Revenues	\$ 6,154	\$ 219,761	\$ 128,224	\$ 157,626	\$ 141,544	\$ 114,142	\$ 767,451	
<i>Expenses</i>								
Wages	\$ 38,571	\$ 84,988	\$ 41,068	\$ 28,452	\$ 26,473	\$ 27,515	\$ 247,067	
Severance	\$ -	\$ -	\$ -	\$ -	\$ -	\$ -	\$ -	
Retirement	\$ 8,956	\$ 14,610	\$ 6,906	\$ 6,949	\$ 4,238	\$ 4,928	\$ 46,587	
Medical	\$ 16,231	\$ 39,415	\$ 6,206	\$ 16,504	\$ 6,206	\$ 10,500	\$ 95,062	
Life, Dent, MC, WC	\$ 1,060	\$ 2,634	\$ 1,470	\$ 841	\$ 1,101	\$ 652	\$ 7,758	
Purch Serv, Repairs, Phone, Post	\$ 3,043	\$ 3,263	\$ 850	\$ 1,228	\$ 375	\$ 2,830	\$ 11,589	
Supplies	\$ 5,970	\$ -	\$ -	\$ -	\$ -	\$ -	\$ 5,970	
Food Costs	\$ -	\$ 71,140	\$ 32,379	\$ 64,693	\$ 22,363	\$ 30,219	\$ 220,794	
Equipment	\$ -	\$ -	\$ -	\$ -	\$ -	\$ -	\$ -	
Other Costs	\$ -	\$ -	\$ -	\$ -	\$ -	\$ -	\$ -	
Total Expenses	\$ 73,831	\$ 216,050	\$ 88,879	\$ 118,667	\$ 60,756	\$ 76,644	\$ 634,827	
Net Gain (Loss)	\$ (67,677)	\$ 3,711	\$ 39,345	\$ 38,959	\$ 80,788	\$ 37,498	\$ 132,624	
							Ending Cash Balance 3/31/22	\$ 133,432

Start Date: 3/1/2024

End Date: 3/31/2024

LEXINGTON LOCAL SCHOOLS Disbursement Summary Report

Reference Number	Check Number	Type	Date	Name	Vendor #	Status	Reconcile Date	Void Date	Amount
45527		0 PAYROLL	3/11/2024	LEXINGTON LOCAL SCHOOLS		RECONCILED	3/11/2024		\$ 691,650.05
45407	97428	ACCOUNTS_P AYABLE	3/7/2024	ALFRED NICKLES BAKERY	613	RECONCILED	3/13/2024		1,709.99
45398	97429	ACCOUNTS_P AYABLE	3/7/2024	AMAZON CAPITAL SERVICES	13575	RECONCILED	3/15/2024		1,023.48
45400	97430	ACCOUNTS_P AYABLE	3/7/2024	CARDINAL BUS SALES & SERVICE	6515	RECONCILED	3/12/2024		3,372.10
45401	97431	ACCOUNTS_P AYABLE	3/7/2024	CHILDREN'S THEATRE FOUNDATION	1694	RECONCILED	3/20/2024		120.00
45402	97432	ACCOUNTS_P AYABLE	3/7/2024	COMDOC INC	13671	RECONCILED	3/19/2024		15.09
45403	97433	ACCOUNTS_P AYABLE	3/7/2024	CULLIGAN QUALITY WATER	610	RECONCILED	3/13/2024		37.00
45405	97434	ACCOUNTS_P AYABLE	3/7/2024	JAMES HAYES	13087	RECONCILED	3/8/2024		776.28
45404	97435	ACCOUNTS_P AYABLE	3/7/2024	JEFF EICHORN	13282	RECONCILED	3/7/2024		120.00
45406	97436	ACCOUNTS_P AYABLE	3/7/2024	NAPA	13723	RECONCILED	3/12/2024		1,742.50
45408	97437	ACCOUNTS_P AYABLE	3/7/2024	OMEA	8109	OUTSTANDING			490.00
45399	97438	ACCOUNTS_P AYABLE	3/7/2024	PATRICK CANNON	6571	RECONCILED	3/12/2024		15.18
45409	97439	ACCOUNTS_P AYABLE	3/7/2024	PIONEER CAREER & TECHNOLOGY CENTER	6280	RECONCILED	3/11/2024		160.00
45410	97440	ACCOUNTS_P AYABLE	3/8/2024	O'CHARLEY'S	8316	RECONCILED	3/19/2024		512.44
45411	97441	ACCOUNTS_P AYABLE	3/8/2024	ALLERTON HILL CONSULTING	11155	RECONCILED	3/25/2024		12,500.00
45412	97442	ACCOUNTS_P AYABLE	3/8/2024	AMAZON CAPITAL SERVICES	13575	RECONCILED	3/19/2024		102.95
45413	97443	ACCOUNTS_P AYABLE	3/8/2024	CHARLES RITTER CO.	907	RECONCILED	3/14/2024		15.76
45414	97444	ACCOUNTS_P AYABLE	3/8/2024	GIONINO'S PIZZERIA	9153	RECONCILED	3/19/2024		498.50
45415	97445	ACCOUNTS_P AYABLE	3/8/2024	KROGER COMPANY	5498	RECONCILED	3/13/2024		25.35
45416	97446	ACCOUNTS_P AYABLE	3/8/2024	POST MASTER	918	RECONCILED	3/13/2024		960.71
45417	97447	ACCOUNTS_P AYABLE	3/8/2024	STANTON SHEET MUSIC	22	RECONCILED	3/15/2024		30.00
45420	97448	ACCOUNTS_P AYABLE	3/12/2024	AMANDA BADERTSCHER	13224	RECONCILED	3/29/2024		145.00
45418	97449	ACCOUNTS_P AYABLE	3/12/2024	AMAZON CAPITAL SERVICES	13575	RECONCILED	3/21/2024		472.62
45419	97450	ACCOUNTS_P AYABLE	3/12/2024	AMERICAN EXPRESS	10314	RECONCILED	3/18/2024		616.91
45421	97451	ACCOUNTS_P AYABLE	3/12/2024	BRIDGEWAY ACADEMY	11513	RECONCILED	3/21/2024		6,345.00
45422	97452	ACCOUNTS_P	3/12/2024	CHARLES	907	RECONCILED	3/18/2024		168.50

Start Date: 3/1/2024

End Date: 3/31/2024

LEXINGTON LOCAL SCHOOLS Disbursement Summary Report

Reference Number	Check Number	Type	Date	Name	Vendor #	Status	Reconcile Date	Void Date	Amount
45438	97453	AYABLE ACCOUNTS_P	3/12/2024	RITTER CO. DAHNI REYNOLDS	13829	RECONCILED	3/19/2024		\$ 13,907.65
45423	97454	AYABLE ACCOUNTS_P	3/12/2024	EJ THERAPY INC	13137	RECONCILED	3/19/2024		23,824.68
45424	97455	AYABLE ACCOUNTS_P	3/12/2024	GIONINO'S PIZZERIA	9153	RECONCILED	3/19/2024		273.65
45425	97456	AYABLE ACCOUNTS_P	3/12/2024	JAMES HAYES	13087	RECONCILED	3/14/2024		970.35
45426	97457	AYABLE ACCOUNTS_P	3/12/2024	JOSTENS	10830	RECONCILED	3/18/2024		252.00
45427	97458	AYABLE ACCOUNTS_P	3/12/2024	KELL ACE HARDWARE	8329	RECONCILED	3/18/2024		470.41
45428	97459	AYABLE ACCOUNTS_P	3/12/2024	LESCH BATTERY & POWER	9943	RECONCILED	3/15/2024		1,609.48
45430	97460	AYABLE ACCOUNTS_P	3/12/2024	MANSFIELD CITY SCHOOLS	5990	RECONCILED	3/22/2024		2,783.52
45431	97461	AYABLE ACCOUNTS_P	3/12/2024	MENARDS	10810	RECONCILED	3/20/2024		1,771.87
45432	97462	AYABLE ACCOUNTS_P	3/12/2024	NAPA	13723	RECONCILED	3/18/2024		133.85
45433	97463	AYABLE ACCOUNTS_P	3/12/2024	NAVIGATE36 0,LLC	14092	RECONCILED	3/19/2024		749.00
45434	97464	AYABLE ACCOUNTS_P	3/12/2024	OHIO ALLIANCE OF YMCA'S	13132	OUTSTANDIN G			7,540.00
45436	97465	AYABLE ACCOUNTS_P	3/12/2024	PEPPLE & WAGGONER, LTD.	5883	RECONCILED	3/19/2024		108.00
45437	97466	AYABLE ACCOUNTS_P	3/12/2024	RENHILL GROUP, INC.	10075	RECONCILED	3/18/2024		16,855.03
45429	97467	AYABLE ACCOUNTS_P	3/12/2024	ROGER LONG	11814	RECONCILED	3/14/2024		160.18
45439	97468	AYABLE ACCOUNTS_P	3/12/2024	RONK'S AUTO & TRUCK TOWING	11134	RECONCILED	3/20/2024		250.00
45440	97469	AYABLE ACCOUNTS_P	3/12/2024	SMETZ'S TIRE SERVICE CENTER	10453	RECONCILED	3/19/2024		52.00
45441	97470	AYABLE ACCOUNTS_P	3/12/2024	THE REHAB CENTER	11246	RECONCILED	3/22/2024		180.00
45442	97471	AYABLE ACCOUNTS_P	3/12/2024	TIMECLOCK PLUS, LLC	13889	RECONCILED	3/19/2024		5,135.70
45443	97472	AYABLE ACCOUNTS_P	3/12/2024	TRANSPORTA TION ACCESSORIE S CO.	819	RECONCILED	3/18/2024		756.30
45435	97473	AYABLE ACCOUNTS_P	3/12/2024	TREASURER STATE OF OHIO	5996	RECONCILED	3/22/2024		189.00
45444	97474	AYABLE ACCOUNTS_P	3/12/2024	TRUCKPRO HOLDING CORP	13887	RECONCILED	3/22/2024		937.63
45445	97475	AYABLE ACCOUNTS_P	3/12/2024	WORKS INTERNATIO NAL INC	13138	OUTSTANDIN G			2,709.00
45446	97476	AYABLE ACCOUNTS_P	3/14/2024	BROOKE YOUNG	13946	RECONCILED	3/18/2024		210.00
45453	97477	AYABLE ACCOUNTS_P	3/18/2024	ADDALYN BROWN	14058	RECONCILED	3/25/2024		46.32
45478	97478	AYABLE ACCOUNTS_P	3/18/2024	AMANDA MOEGLIN	11778	OUTSTANDIN G			19.50

Start Date: 3/1/2024

End Date: 3/31/2024

LEXINGTON LOCAL SCHOOLS Disbursement Summary Report

Reference Number	Check Number	Type	Date	Name	Vendor #	Status	Reconcile Date	Void Date	Amount
45447	97479	ACCOUNTS_P AYABLE	3/18/2024	AMAZON CAPITAL SERVICES	13575	RECONCILED	3/26/2024		\$ 2,624.73
45448	97480	ACCOUNTS_P AYABLE	3/18/2024	AMERICAN TIME & SIGNAL	9157	RECONCILED	3/25/2024		598.73
45464	97481	ACCOUNTS_P AYABLE	3/18/2024	AMY FERGUSON	7477	RECONCILED	3/20/2024		178.93
45476	97482	ACCOUNTS_P AYABLE	3/18/2024	ANDY J. LITTLE	7196	RECONCILED	3/26/2024		140.00
45450	97483	ACCOUNTS_P AYABLE	3/18/2024	ASHLAND UMPIRE ASSOCIATIO N	14094	OUTSTANDIN G			250.00
45451	97484	ACCOUNTS_P AYABLE	3/18/2024	BAKER VEHICLE SYSTEMS, INC.	6088	RECONCILED	3/22/2024		12,671.09
45452	97485	ACCOUNTS_P AYABLE	3/18/2024	BRIDGEWAY THERAPY CENTER	13818	RECONCILED	3/29/2024		1,990.00
45454	97486	ACCOUNTS_P AYABLE	3/18/2024	BUCKEYE BAKERY	13103	OUTSTANDIN G			432.00
45455	97487	ACCOUNTS_P AYABLE	3/18/2024	CALLAHAN DOOR SALES	5579	OUTSTANDIN G			1,400.00
45469	97488	ACCOUNTS_P AYABLE	3/18/2024	CHRISTOPHE R GLENNON	13459	RECONCILED	3/22/2024		271.25
45458	97489	ACCOUNTS_P AYABLE	3/18/2024	CINDY COWLES	11515	RECONCILED	3/25/2024		10,308.39
45456	97490	ACCOUNTS_P AYABLE	3/18/2024	COLE DISTRIBUTIN G	9752	RECONCILED	3/21/2024		10,106.74
45491	97491	ACCOUNTS_P AYABLE	3/18/2024	COLTON ULLMAN	13701	RECONCILED	3/27/2024		40.00
45457	97492	ACCOUNTS_P AYABLE	3/18/2024	COMDOC INC	13671	RECONCILED	3/26/2024		1,752.84
45459	97493	ACCOUNTS_P AYABLE	3/18/2024	CULLIGAN QUALITY WATER	610	RECONCILED	3/22/2024		214.00
45461	97494	ACCOUNTS_P AYABLE	3/18/2024	EAST OF CHICAGO PIZZA	6672	RECONCILED	3/26/2024		227.91
45463	97495	ACCOUNTS_P AYABLE	3/18/2024	EQUIPARTS	11070	RECONCILED	3/22/2024		445.26
45466	97496	ACCOUNTS_P AYABLE	3/18/2024	FUSION APPAREL	11164	RECONCILED	3/27/2024		694.00
45467	97497	ACCOUNTS_P AYABLE	3/18/2024	GAME ONE	11017	RECONCILED	3/26/2024		328.00
45468	97498	ACCOUNTS_P AYABLE	3/18/2024	GIONINO'S PIZZERIA	9153	RECONCILED	3/25/2024		27.00
45470	97499	ACCOUNTS_P AYABLE	3/18/2024	GRAINGER	5843	RECONCILED	3/25/2024		182.58
45472	97500	ACCOUNTS_P AYABLE	3/18/2024	HEALTHCAR E BILLING SERVICES	11018	RECONCILED	3/22/2024		157.06
45473	97501	ACCOUNTS_P AYABLE	3/18/2024	HILLYARD OHIO	13569	RECONCILED	3/26/2024		448.50
45474	97502	ACCOUNTS_P AYABLE	3/18/2024	HOBART SERVICE	636	RECONCILED	3/26/2024		141.22
45449	97503	ACCOUNTS_P AYABLE	3/18/2024	JAMES ANDERSON	13482	RECONCILED	3/20/2024		140.00
45471	97504	ACCOUNTS_P AYABLE	3/18/2024	JAMES HAYES	13087	RECONCILED	3/21/2024		970.35
45494	97505	ACCOUNTS_P AYABLE	3/18/2024	JASON WHITESEL	11356	OUTSTANDIN G			240.00
45462	97506	ACCOUNTS_P	3/18/2024	JEFF	13282	OUTSTANDIN			557.34

Start Date: 3/1/2024

End Date: 3/31/2024

LEXINGTON LOCAL SCHOOLS Disbursement Summary Report

Reference Number	Check Number	Type	Date	Name	Vendor #	Status	Reconcile Date	Void Date	Amount
45492	97507	AYABLE ACCOUNTS_P	3/18/2024	EICHORN JOHN		G 5816 OUTSTANDIN			\$ 210.16
45475	97508	AYABLE ACCOUNTS_P	3/18/2024	WATKINS JOSTENS	10830	G RECONCILED	3/25/2024		72.00
45477	97509	AYABLE ACCOUNTS_P	3/18/2024	MENARDS	10810	RECONCILED	3/25/2024		26.00
45479	97510	AYABLE ACCOUNTS_P	3/18/2024	NORTH CENTRAL	9382	RECONCILED	3/22/2024		6,405.93
45480	97511	AYABLE ACCOUNTS_P	3/18/2024	OHIO ESC NOVA LUNA EDUC & CONSULTIN G	11942	RECONCILED	3/25/2024		216.00
45481	97512	AYABLE ACCOUNTS_P	3/18/2024	PHOTORAMA LLC	1028	OUTSTANDIN G			177.50
45482	97513	AYABLE ACCOUNTS_P	3/18/2024	QUENCH USA INC	9919	RECONCILED	3/25/2024		47.48
45483	97514	AYABLE ACCOUNTS_P	3/18/2024	RAPTOR TECHNOLOG IES, LLC	13955	OUTSTANDIN G			10,800.00
45484	97515	AYABLE ACCOUNTS_P	3/18/2024	RENHILL GROUP, INC.	10075	RECONCILED	3/22/2024		18,089.60
45485	97516	AYABLE ACCOUNTS_P	3/18/2024	RIVER EDUCATION SERVICES INC	13290	RECONCILED	3/25/2024		1,395.00
45486	97517	AYABLE ACCOUNTS_P	3/18/2024	SIESEL DISTRIBUTIN G	10297	RECONCILED	3/25/2024		4,062.78
45487	97518	AYABLE ACCOUNTS_P	3/18/2024	SMITHFOOD S, INC	11797	RECONCILED	3/22/2024		4,963.69
45460	97519	AYABLE ACCOUNTS_P	3/18/2024	STACY DAVIS	7512	OUTSTANDIN G			13.98
45488	97520	AYABLE ACCOUNTS_P	3/18/2024	STANDARD PLUMBING & HEATING CO	4036	OUTSTANDIN G			6,252.50
45489	97521	AYABLE ACCOUNTS_P	3/18/2024	SUBWAY	6849	VOID		3/27/2024	120.00
45493	97522	AYABLE ACCOUNTS_P	3/18/2024	TROY J WEAVER	7197	OUTSTANDIN G			131.25
45490	97523	AYABLE ACCOUNTS_P	3/18/2024	TRUENORTH FIRE PROTECTION	13812	RECONCILED	3/22/2024		560.58
45465	97524	AYABLE ACCOUNTS_P	3/18/2024	VALERIE FRAIZER	11463	RECONCILED	3/20/2024		57.93
45495	97525	AYABLE ACCOUNTS_P	3/18/2024	WOLFF BROS. SUPPLY, INC.	8585	RECONCILED	3/25/2024		7.45
45502	97526	AYABLE ACCOUNTS_P	3/22/2024	AMAZON CAPITAL SERVICES	13575	OUTSTANDIN G			1,276.08
45510	97527	AYABLE ACCOUNTS_P	3/22/2024	AMERICAN FIDELITY ADMIN	11663	OUTSTANDIN G			500.50
45500	97528	AYABLE ACCOUNTS_P	3/22/2024	AMY FERGUSON	7477	OUTSTANDIN G			45.00
45512	97529	AYABLE ACCOUNTS_P	3/22/2024	CBIZ BENEFITS & INSURANCE	8780	RECONCILED	3/28/2024		2,750.00
45521	97530	AYABLE ACCOUNTS_P	3/22/2024	CINDY SHASKY	11569	OUTSTANDIN G			18.25
45503	97531	AYABLE ACCOUNTS_P	3/22/2024	COLE DISTRIBUTIN G	9752	RECONCILED	3/27/2024		5,160.49
45505	97532	ACCOUNTS_P	3/22/2024	COLUMBIA	11662	OUTSTANDIN			4,736.69

Start Date: 3/1/2024

End Date: 3/31/2024

LEXINGTON LOCAL SCHOOLS Disbursement Summary Report

Reference Number	Check Number	Type	Date	Name	Vendor #	Status	Reconcile Date	Void Date	Amount
45517	97533	AYABLE ACCOUNTS_P	3/22/2024	GAS EMILY SANTAMARIA		G RECONCILED	3/26/2024		\$ 310.13
45498	97534	AYABLE ACCOUNTS_P	3/22/2024	FRONT & CENTER TURF	9228	OUTSTANDIN G			15,100.00
45504	97535	AYABLE ACCOUNTS_P	3/22/2024	HILL INTERNATIO NAL TRUCKS	14024	RECONCILED	3/28/2024		585.25
45511	97536	AYABLE ACCOUNTS_P	3/22/2024	ITsavvy	10601	OUTSTANDIN G			2,484.02
45519	97537	AYABLE ACCOUNTS_P	3/22/2024	JACKIE RHODES	14095	OUTSTANDIN G			35.06
45520	97538	AYABLE ACCOUNTS_P	3/22/2024	JENNIFER LAW	9606	RECONCILED	3/27/2024		81.44
45522	97539	AYABLE ACCOUNTS_P	3/22/2024	JOHN E. THOMAS	14064	RECONCILED	3/28/2024		6,500.00
45506	97540	AYABLE ACCOUNTS_P	3/22/2024	KIMBALL MIDWEST	11066	RECONCILED	3/28/2024		580.63
45508	97541	AYABLE ACCOUNTS_P	3/22/2024	LINDSAY MURFIELD	13997	RECONCILED	3/29/2024		269.80
45515	97542	AYABLE ACCOUNTS_P	3/22/2024	MELANIE STILSON	13338	OUTSTANDIN G			255.98
45513	97543	AYABLE ACCOUNTS_P	3/22/2024	MONROEVIL LE FREIGHTLIN ER, INC	13474	OUTSTANDIN G			38.06
45516	97544	AYABLE ACCOUNTS_P	3/22/2024	NORTH CENTRAL OHIO ESC	9382	RECONCILED	3/29/2024		3,865.03
45518	97545	AYABLE ACCOUNTS_P	3/22/2024	OHIO HEALTH CONSORTIU M	10192	RECONCILED	3/28/2024		55.00
45514	97546	AYABLE ACCOUNTS_P	3/22/2024	OHIO.NET INTERNET PROVIDERS	13038	RECONCILED	3/29/2024		471.23
45523	97547	AYABLE ACCOUNTS_P	3/22/2024	SCHOOL SPECIALTY	6538	RECONCILED	3/29/2024		647.68
45497	97548	AYABLE ACCOUNTS_P	3/22/2024	SMETZ'S TIRE SERVICE CENTER	10453	OUTSTANDIN G			1,387.80
45499	97549	AYABLE ACCOUNTS_P	3/22/2024	STANTON SHEET MUSIC	22	RECONCILED	3/29/2024		128.89
45507	97550	AYABLE ACCOUNTS_P	3/22/2024	STEALTH PARTNER GROUP	13604	OUTSTANDIN G			50,412.75
45501	97551	AYABLE ACCOUNTS_P	3/22/2024	TRACEY PINKELMAN	10653	RECONCILED	3/27/2024		432.62
45509	97552	AYABLE ACCOUNTS_P	3/22/2024	TRUCKPRO HOLDING CORP	13887	OUTSTANDIN G			149.80
45496	97553	AYABLE ACCOUNTS_P	3/22/2024	XEROX CORPORATIO N	13945	OUTSTANDIN G			2,757.34
45540	97554	AYABLE ACCOUNTS_P	3/26/2024	STANTON SHEET MUSIC	22	OUTSTANDIN G			86.83
45535	97555	AYABLE ACCOUNTS_P	3/26/2024	USI, INC.	3933	OUTSTANDIN G			107.90
45533	97556	AYABLE ACCOUNTS_P	3/26/2024	GRADY ENTERPRISE S, INC.	9664	OUTSTANDIN G			1,252.03
45538	97557	ACCOUNTS_P	3/26/2024	ELIZABETH	10733	OUTSTANDIN			300.00

Start Date: 3/1/2024

End Date: 3/31/2024

LEXINGTON LOCAL SCHOOLS Disbursement Summary Report

Reference Number	Check Number	Type	Date	Name	Vendor #	Status	Reconcile Date	Void Date	Amount
45536	97558	AYABLE ACCOUNTS_P	3/26/2024	A. RIEGEL UCP OF GREATER CLEVELAND	13006	OUTSTANDIN G			\$ 18,900.00
45539	97559	AYABLE ACCOUNTS_P	3/26/2024	JAMES HAYES	13087	RECONCILED	3/28/2024		776.28
45541	97560	AYABLE ACCOUNTS_P	3/26/2024	AMANDA BADERTSCH ER	13224	OUTSTANDIN G			50.00
45537	97561	AYABLE ACCOUNTS_P	3/26/2024	AMAZON CAPITAL SERVICES	13575	OUTSTANDIN G			93.15
45534	97562	AYABLE ACCOUNTS_P	3/26/2024	BRUCE DEWEY	13767	OUTSTANDIN G			247.20
45545	97563	AYABLE ACCOUNTS_P	3/27/2024	AMAZON CAPITAL SERVICES	13575	OUTSTANDIN G			1,722.15
45548	97564	AYABLE ACCOUNTS_P	3/27/2024	BLICK ART MATERIALS	153	OUTSTANDIN G			53.99
45549	97565	AYABLE ACCOUNTS_P	3/27/2024	CHARLES RITTER CO.	907	RECONCILED	3/29/2024		67.17
45550	97566	AYABLE ACCOUNTS_P	3/27/2024	JOSTENS	10830	OUTSTANDIN G			36.00
45547	97567	AYABLE ACCOUNTS_P	3/27/2024	MID-OHIO ED. SERVICE CENTER	69	OUTSTANDIN G			12,530.00
45551	97568	AYABLE ACCOUNTS_P	3/27/2024	NASSP/NHS	905	OUTSTANDIN G			41.99
45544	97569	AYABLE ACCOUNTS_P	3/27/2024	NRG BUSINESS MARKETING	11543	OUTSTANDIN G			10,148.73
45546	97570	AYABLE ACCOUNTS_P	3/27/2024	SOPHIA MARSHALL	14096	OUTSTANDIN G			505.68
45553	97571	AYABLE ACCOUNTS_P	3/27/2024	NYTE FLYTE ENTERTAIN MENT	12059	OUTSTANDIN G			275.00
45552	97572	AYABLE ACCOUNTS_P	3/27/2024	MT VERNON NAZARENE UNIVERSITY	13590	OUTSTANDIN G			1,000.00
45554	97573	AYABLE ACCOUNTS_P	3/27/2024	SUBWAY	14097	OUTSTANDIN G			120.00
45555	97574	REFUND	3/27/2024	OHIO HIGH SCHOOL ATH. ASSOC.	1039	OUTSTANDIN G			181.25
45556	97575	AYABLE ACCOUNTS_P	3/28/2024	STATE CHEMICAL SOLUTIONAS	11837	OUTSTANDIN G			416.17
45558	97576	AYABLE ACCOUNTS_P	3/31/2024	ADVANCED MECHANICA L PLUS LLC	14020	OUTSTANDIN G			292.98
45559	97577	AYABLE ACCOUNTS_P	3/31/2024	AMAZON CAPITAL SERVICES	13575	OUTSTANDIN G			1,043.46
45572	97578	AYABLE ACCOUNTS_P	3/31/2024	AVA NEWDOME	14098	OUTSTANDIN G			2,000.00
45563	97579	AYABLE ACCOUNTS_P	3/31/2024	CARDINAL BUS SALES & SERVICE	6515	OUTSTANDIN G			2,189.25
45564	97580	AYABLE ACCOUNTS_P	3/31/2024	COLE DISTRIBUTIN G	9752	OUTSTANDIN G			9,865.84
45565	97581	AYABLE ACCOUNTS_P	3/31/2024	CROTON CRAFT	7727	OUTSTANDIN G			109.50
45560	97582	AYABLE ACCOUNTS_P	3/31/2024	DENISE BENSON	7573	OUTSTANDIN G			450.00
45577	97583	ACCOUNTS_P	3/31/2024	EMILY	10507	OUTSTANDIN			185.00

Start Date: 3/1/2024

End Date: 3/31/2024

LEXINGTON LOCAL SCHOOLS Disbursement Summary Report

Reference Number	Check Number	Type	Date	Name	Vendor #	Status	Reconcile Date	Void Date	Amount
45566	97584	AYABLE ACCOUNTS_P	3/31/2024	SANTAMARIA HILL		G OUTSTANDIN			\$ 676.70
		AYABLE		INTERNATIO NAL TRUCKS	14024	G			
45580	97585	AYABLE ACCOUNTS_P	3/31/2024	JOHN E. THOMAS	14064	OUTSTANDIN G			6,000.00
45562	97586	AYABLE ACCOUNTS_P	3/31/2024	JOY BOWMAN	9902	OUTSTANDIN G			82.41
45567	97587	AYABLE ACCOUNTS_P	3/31/2024	KELL ACE HARDWARE	8329	OUTSTANDIN G			23.91
45569	97588	AYABLE ACCOUNTS_P	3/31/2024	LEX LANES	7583	OUTSTANDIN G			3,300.00
45570	97589	AYABLE ACCOUNTS_P	3/31/2024	MANSFIELD CITY SCHOOLS	5990	OUTSTANDIN G			150.00
45571	97590	AYABLE ACCOUNTS_P	3/31/2024	NAPT	14099	OUTSTANDIN G			115.00
45573	97591	AYABLE ACCOUNTS_P	3/31/2024	OASBO	5406	OUTSTANDIN G			475.00
45574	97592	AYABLE ACCOUNTS_P	3/31/2024	OHIO AEYC	14093	OUTSTANDIN G			1,495.00
45575	97593	AYABLE ACCOUNTS_P	3/31/2024	PALADIN PROTECTIVE SYSTEMS, INC	13857	OUTSTANDIN G			921.25
45576	97594	AYABLE ACCOUNTS_P	3/31/2024	PIONEER MANUFACTU RING CO.	1020	OUTSTANDIN G			3,020.54
45568	97595	AYABLE ACCOUNTS_P	3/31/2024	RYAN KNUCKLES	10079	OUTSTANDIN G			82.25
45578	97596	AYABLE ACCOUNTS_P	3/31/2024	SEVERNS, LYDIA	13941	OUTSTANDIN G			1,200.00
45579	97597	AYABLE ACCOUNTS_P	3/31/2024	SMETZ'S TIRE SERVICE CENTER	10453	OUTSTANDIN G			356.45
45561	97598	AYABLE ACCOUNTS_P	3/31/2024	STEPHANIE BLACKSTON E	7728	OUTSTANDIN G			81.74
45581	97599	AYABLE ACCOUNTS_P	3/31/2024	TRUCKPRO HOLDING CORP	13887	OUTSTANDIN G			222.34
45582	97600	AYABLE ACCOUNTS_P	3/31/2024	VILLAGE OF LEXINGTON	472	OUTSTANDIN G			63,126.16
45583	97601	AYABLE ACCOUNTS_P	3/31/2024	AMAZON CAPITAL SERVICES	13575	OUTSTANDIN G			1,253.58
45584	97602	AYABLE ACCOUNTS_P	3/31/2024	BRIDGEWAY ACADEMY	11513	OUTSTANDIN G			6,345.00
45585	97603	AYABLE ACCOUNTS_P	3/31/2024	COMMERICA L PARTS & SERVICE	11505	OUTSTANDIN G			214.78
45586	97604	AYABLE ACCOUNTS_P	3/31/2024	CULLIGAN QUALITY WATER	610	OUTSTANDIN G			37.00
45587	97605	AYABLE ACCOUNTS_P	3/31/2024	ELZY MILLING & TRADE LTD.	10593	OUTSTANDIN G			420.80
45588	97606	AYABLE ACCOUNTS_P	3/31/2024	EQUIPARTS	11070	OUTSTANDIN G			364.97
45589	97607	AYABLE ACCOUNTS_P	3/31/2024	GRAINGER	5843	OUTSTANDIN G			149.96
45590	97608	AYABLE ACCOUNTS_P	3/31/2024	HILLYARD OHIO	13569	OUTSTANDIN G			630.74
45591	97609	AYABLE ACCOUNTS_P	3/31/2024	J & B ACCOUSTICA	1555	OUTSTANDIN G			690.00

Start Date: 3/1/2024

End Date: 3/31/2024

LEXINGTON LOCAL SCHOOLS Disbursement Summary Report

Reference Number	Check Number	Type	Date	Name	Vendor #	Status	Reconcile Date	Void Date	Amount
				L					
45592	97610	ACCOUNTS_P AYABLE	3/31/2024	LOWE'S	5906	OUTSTANDIN G			\$ 57.37
45593	97611	ACCOUNTS_P AYABLE	3/31/2024	MENARDS	10810	OUTSTANDIN G			251.22
45594	97612	ACCOUNTS_P AYABLE	3/31/2024	OHIO ASSOCIATIO N FOR PUPIL	9130	OUTSTANDIN G			400.00
45595	97613	ACCOUNTS_P AYABLE	3/31/2024	PIONEER MANUFACTU RING CO.	1020	OUTSTANDIN G			394.21
45596	97614	ACCOUNTS_P AYABLE	3/31/2024	RENHILL GROUP, INC.	10075	OUTSTANDIN G			34,161.38
45597	97615	ACCOUNTS_P AYABLE	3/31/2024	RUMPKE	11508	OUTSTANDIN G			2,155.49
45598	97616	ACCOUNTS_P AYABLE	3/31/2024	SHARE CORPORATIO N	12061	OUTSTANDIN G			1,272.66
45599	97617	ACCOUNTS_P AYABLE	3/31/2024	SIESEL DISTRIBUTIN G	10297	OUTSTANDIN G			1,283.59
45600	97618	ACCOUNTS_P AYABLE	3/31/2024	THE REHAB CENTER	11246	OUTSTANDIN G			19,813.75
45601	97619	ACCOUNTS_P AYABLE	3/31/2024	TRUENORTH FIRE PROTECTION	13812	OUTSTANDIN G			422.82
45602	97620	ACCOUNTS_P AYABLE	3/31/2024	WORNER ROOFING COMPANY	6035	OUTSTANDIN G			369.00
45603	97621	ACCOUNTS_P AYABLE	3/31/2024	LEXINGTON ATHLETIC DEPT.	3520	OUTSTANDIN G			1,510.00
45525	692205	ACCOUNTS_P AYABLE	3/25/2024	ANTHEM BENEFIT SERVICES	900902	RECONCILED	3/25/2024		425,791.94
45524	692206	ACCOUNTS_P AYABLE	3/25/2024	MEMO-S.E.R.S.	900997	RECONCILED	3/25/2024		5,518.26
45526	692207	ACCOUNTS_P AYABLE	3/25/2024	MEMO-S.T.R.S.	900998	RECONCILED	3/25/2024		18,028.42
45529	692208	ACCOUNTS_P AYABLE	3/25/2024	MEMO-S.E.R.S.	900997	RECONCILED	3/25/2024		50,248.00
45530	692209	ACCOUNTS_P AYABLE	3/25/2024	MEMO-S.T.R.S.	900998	RECONCILED	3/25/2024		135,720.00
45531	692210	ACCOUNTS_P AYABLE	3/25/2024	LEXINGTON SCHOOLS - PAYROLL	900934	RECONCILED	3/25/2024		18,042.16
45532	692211	ACCOUNTS_P AYABLE	3/25/2024	ZIONS BANCORPOR ATION, NATIONAL	900319	RECONCILED	3/25/2024		889,778.13
45528	692212	PAYROLL	3/18/2024	LEXINGTON LOCAL SCHOOLS		RECONCILED	3/18/2024		648,367.29
45542	692213	ACCOUNTS_P AYABLE	3/13/2024	GORDON FOOD SERVICE	900652	RECONCILED	3/13/2024		34,822.70
45543	692214	ACCOUNTS_P AYABLE	3/26/2024	MEMO-MID OHIO ESC	900069	RECONCILED	3/26/2024		94,348.00
45557	692215	ACCOUNTS_P AYABLE	3/28/2024	MORROW COUNTY AUDITOR	900359	RECONCILED	3/28/2024		19,936.22

Grand Total **\$ 3,566,879.54**

Reporting Period: March 2024 (FY 2024)

4/10/24 12:46 PM

Start Date: 3/01/2024

End Date: 3/31/2024

LEXINGTON LOCAL SCHOOLS Receipts Ledger Report

Receipt #	Line #	Date	Type	Description	Full Account Code	Amount
Fund: 001						
Receipt: 1111						
78847	1	3/25/2024	RC	Real Estate Tax - Morrow	001-1111-0000-000000-000	\$ 347,123.49
78847	2	3/25/2024	RC	Emergency Tax - Morrow	001-1111-0000-000000-000	168,354.61
						\$ 515,478.10
Receipt: 1122						
78847	6	3/25/2024	RC	Pers Prop Tax - Morrow	001-1122-0000-000000-000	31,467.94
78847	7	3/25/2024	RC	Pers Prop Tax Emerg - Morrow	001-1122-0000-000000-000	10,598.54
						\$ 42,066.48
Receipt: 1211						
78809	1	3/6/2024	RC	Preschool tuition	001-1211-0000-000000-500	370.00
78810	1	3/7/2024	RC	Preschool tuition	001-1211-0000-000000-500	980.00
78825	1	3/11/2024	RC	Preschool tuition	001-1211-0000-000000-500	120.00
78815	1	3/12/2024	RC	Tuition	001-1211-0000-000000-000	1,392.62
78826	1	3/12/2024	RC	Preschool tuition	001-1211-0000-000000-500	250.00
78845	1	3/18/2024	RC	Preschool tuition	001-1211-0000-000000-500	125.00
78846	1	3/22/2024	RC	Preschool tuition	001-1211-0000-000000-500	240.00
78861	1	3/26/2024	RC	Preschool tuition	001-1211-0000-000000-500	250.00
78867	1	3/28/2024	RC	Tuition	001-1211-0000-000000-000	1,392.62
						\$ 5,120.24
Receipt: 1221						
78838	20	3/22/2024	RC	JV50 Tuition (SF-14)	001-1221-0000-000000-000	68,646.57
						\$ 68,646.57
Receipt: 1223						
78838	21	3/22/2024	RC	JV52 Tuition (SF-14)	001-1223-0000-000000-000	48,867.53
						\$ 48,867.53
Receipt: 1410						
78875	1	3/31/2024	RC	Richland Bank Interest	001-1410-0000-000000-000	5,228.04
						\$ 5,228.04
Receipt: 1740						
78792	2	3/1/2024	RC	Western school fees	001-1740-0000-000000-500	96.00
78797	1	3/4/2024	RC	Summer school fees	001-1740-0000-000000-100	1,050.00
78813	1	3/11/2024	RC	Summer PE	001-1740-0000-080999-100	100.00
78813	2	3/11/2024	RC	Summer School Fees	001-1740-0000-000000-100	210.00
78822	1	3/13/2024	RC	Summer PE	001-1740-0000-080999-100	100.00
78822	2	3/13/2024	RC	Summer School Fees	001-1740-0000-000000-100	420.00
78830	2	3/18/2024	RC	Central school fees	001-1740-0000-000000-400	24.00
78831	2	3/18/2024	RC	Central school fees	001-1740-0000-000000-400	72.00
78833	1	3/18/2024	RC	Summer school fees	001-1740-0000-000000-100	630.00
78833	4	3/18/2024	RC	School Fees	001-1740-0000-000000-100	92.00

Reporting Period: March 2024 (FY 2024)

4/10/24 12:46 PM

Start Date: 3/01/2024

End Date: 3/31/2024

LEXINGTON LOCAL SCHOOLS Receipts Ledger Report

Receipt #	Line #	Date	Type	Description	Full Account Code	Amount
78842	1	3/20/2024	RC	Summer school fees	001-1740-0000-000000-100	\$ 210.00
78851	1	3/22/2024	RC	School fees	001-1740-0000-000000-200	54.00
78856	1	3/25/2024	RC	School fees	001-1740-0000-000000-100	73.00
78857	2	3/26/2024	RC	Eastern school fees	001-1740-0000-000000-300	224.00
78859	2	3/26/2024	RC	Central school fees	001-1740-0000-000000-400	72.00
78866	1	3/27/2024	RC	School fees	001-1740-0000-000000-200	84.00
78865	1	3/28/2024	RC	School fees	001-1740-0000-000000-200	34.00
78869	1	3/28/2024	RC	Summer PE school fees	001-1740-0000-080999-100	100.00
78870	2	3/28/2024	RC	Eastern school fees	001-1740-0000-000000-300	84.00
78874	1	3/31/2024	RC	HS Fees - Pay For It	001-1740-0000-000000-100	1,410.00
78874	2	3/31/2024	RC	Jr High Fees - Pay For It	001-1740-0000-000000-200	483.00
78874	3	3/31/2024	RC	Eastern Fees - Pay For It	001-1740-0000-000000-300	450.00
78874	4	3/31/2024	RC	Central Fees - Pay For It	001-1740-0000-000000-400	180.00
78874	5	3/31/2024	RC	Western Fees - Pay For It	001-1740-0000-000000-500	180.00
						\$ 6,432.00
Receipt:	1810					
78802	1	3/7/2024	RC	Building rental	001-1810-0000-000000-000	274.48
78840	1	3/20/2024	RC	Building rental	001-1810-0000-000000-000	246.50
78862	1	3/27/2024	RC	Building rental	001-1810-0000-000000-000	30.00
						\$ 550.98
Receipt:	1890					
78823	2	3/14/2024	RC	Refund - Community Products	001-1890-0000-000000-000	289.25
78844	1	3/21/2024	RC	American Fidelity FSA Refund	001-1890-0000-000000-000	1,755.80
						\$ 2,045.05
Receipt:	3110					
78806	1	3/8/2024	RC	Base Cost	001-3110-0000-000000-000	268,622.24
78806	3	3/8/2024	RC	Targeted Assistance	001-3110-0000-000000-000	47,891.44
78806	4	3/8/2024	RC	Special Education Funding	001-3110-0000-000000-000	43,299.49
78806	8	3/8/2024	RC	Supplement Targeted Assistance	001-3110-0000-000000-000	0.00
78806	9	3/8/2024	RC	Temporary Transitional Aid Guarantee	001-3110-0000-000000-000	0.00
78806	11	3/8/2024	RC	Transportation	001-3110-0000-000000-000	27,637.57
78806	12	3/8/2024	RC	Formula Transition Supplement	001-3110-0000-000000-000	0.00
78806	13	3/8/2024	RC	Preschool Special Educ Funding	001-3110-0000-000000-000	6,000.56
78806	14	3/8/2024	RC	Special Educ Transportation	001-3110-0000-000000-000	3,232.42
78838	1	3/22/2024	RC	Base Cost	001-3110-0000-000000-000	268,601.67
78838	3	3/22/2024	RC	Targeted Assistance	001-3110-0000-000000-000	48,842.63
78838	4	3/22/2024	RC	Special Education Funding	001-3110-0000-000000-000	43,389.45
78838	8	3/22/2024	RC	Supplement Targeted Assistance	001-3110-0000-000000-000	0.00
78838	9	3/22/2024	RC	Temporary Transitional Aid Guarantee	001-3110-0000-000000-000	0.00
78838	11	3/22/2024	RC	Transportation	001-3110-0000-000000-000	27,637.56

Reporting Period: March 2024 (FY 2024)

4/10/24 12:46 PM

Start Date: 3/01/2024

End Date: 3/31/2024

LEXINGTON LOCAL SCHOOLS
Receipts Ledger Report

Receipt #	Line #	Date	Type	Description	Full Account Code	Amount
78838	12	3/22/2024	RC	Formula Transition Supplement	001-3110-0000-000000-000	\$ 0.00
78838	13	3/22/2024	RC	Preschool Special Educ Funding	001-3110-0000-000000-000	6,282.28
78838	14	3/22/2024	RC	Special Educ Transportation	001-3110-0000-000000-000	3,232.41
Receipt: 3211						\$ 794,669.72
78806	5	3/8/2024	RC	Economic Disadvantaged Funding	001-3211-0000-000000-000	3,048.57
78838	5	3/22/2024	RC	Economic Disadvantaged Funding	001-3211-0000-000000-000	3,006.67
Receipt: 3215						\$ 6,055.24
78806	10	3/8/2024	RC	Career Tech Education Funding	001-3215-0000-000000-000	411.54
78838	10	3/22/2024	RC	Career Tech Education Funding	001-3215-0000-000000-000	411.54
Receipt: 3216						\$ 823.08
78806	7	3/8/2024	RC	Gifted Education Funding	001-3216-0000-000000-000	6,207.68
78838	7	3/22/2024	RC	Gifted Education Funding	001-3216-0000-000000-000	5,496.97
Receipt: 3217						\$ 11,704.65
78806	6	3/8/2024	RC	English Learners Funding	001-3217-0000-000000-000	163.74
78838	6	3/22/2024	RC	English Learners Funding	001-3217-0000-000000-000	163.75
Receipt: 3218						\$ 327.49
78806	2	3/8/2024	RC	Base Cost - Student Wellness and Success	001-3218-0000-000000-000	13,601.28
78838	2	3/22/2024	RC	Base Cost - Student Wellness and Success	001-3218-0000-000000-000	13,600.24
Receipt: 3300						\$ 27,201.52
78872	1	3/28/2024	RC	MEDICAID Recd - 3/7	001-3300-0000-000000-000	165.40
78872	2	3/28/2024	RC	MEDICAID Recd - 3/14	001-3300-0000-000000-000	454.62
78872	3	3/28/2024	RC	MEDICAID Recd - 3/28	001-3300-0000-000000-000	2,219.53
Fund: 002						\$ 2,839.55
Receipt: 1111						\$ 1,538,056.24
78847	3	3/25/2024	RC	Bond Ret Tax - Morrow	002-1111-0000-000000-000	114,334.37
Receipt: 1122						\$ 114,334.37
78847	8	3/25/2024	RC	Pers Prop Tax Bond Ret - Morrow	002-1122-0000-000000-000	6,555.81
Fund: 003						\$ 6,555.81
Receipt: 1111						\$ 120,890.18

Reporting Period: March 2024 (FY 2024)

4/10/24 12:46 PM

Start Date: 3/01/2024

End Date: 3/31/2024

LEXINGTON LOCAL SCHOOLS
Receipts Ledger Report

Receipt #	Line #	Date	Type	Description	Full Account Code	Amount
78847	4	3/25/2024	RC	Permanent Improv Tax - Morrow	003-1111-0000-000000-000	\$ 22,596.66
Receipt:	1122					\$ 22,596.66
78847	9	3/25/2024	RC	Pers Prop Tax PI - Morrow	003-1122-0000-000000-000	2,950.12
						\$ 2,950.12
Fund:	004					\$ 25,546.78
Receipt:	1410					
78875	6	3/31/2024	RC	LFI Fund	004-1410-0000-000000-000	1,353.79
						\$ 1,353.79
Fund:	006					
Receipt:	1410					
78875	4	3/31/2024	RC	Richland Bank Interest	006-1410-0000-000000-000	307.77
						\$ 307.77
Receipt:	1511					
78819	21	3/1/2024	RC	HS/JH Breakfast	006-1511-0000-000000-100	58.75
78819	22	3/1/2024	RC	Eastern Breakfast	006-1511-0000-000000-300	10.50
78819	23	3/1/2024	RC	Central Breakfast	006-1511-0000-000000-400	19.50
78819	24	3/1/2024	RC	Western Breakfast	006-1511-0000-000000-500	34.25
78817	21	3/8/2024	RC	HS/JH Breakfast	006-1511-0000-000000-100	311.75
78817	22	3/8/2024	RC	Eastern Breakfast	006-1511-0000-000000-300	43.50
78817	23	3/8/2024	RC	Central Breakfast	006-1511-0000-000000-400	108.50
78817	24	3/8/2024	RC	Western Breakfast	006-1511-0000-000000-500	159.50
78824	21	3/15/2024	RC	HS/JH Breakfast	006-1511-0000-000000-100	269.25
78824	22	3/15/2024	RC	Eastern Breakfast	006-1511-0000-000000-300	64.50
78824	23	3/15/2024	RC	Central Breakfast	006-1511-0000-000000-400	103.50
78824	24	3/15/2024	RC	Western Breakfast	006-1511-0000-000000-500	143.50
78860	21	3/22/2024	RC	HS/JH Breakfast	006-1511-0000-000000-100	308.00
78860	22	3/22/2024	RC	Eastern Breakfast	006-1511-0000-000000-300	74.50
78860	23	3/22/2024	RC	Central Breakfast	006-1511-0000-000000-400	96.00
78860	24	3/22/2024	RC	Western Breakfast	006-1511-0000-000000-500	172.25
78871	21	3/28/2024	RC	HS/JH Breakfast	006-1511-0000-000000-100	249.00
78871	22	3/28/2024	RC	Eastern Breakfast	006-1511-0000-000000-300	53.50
78871	23	3/28/2024	RC	Central Breakfast	006-1511-0000-000000-400	105.00
78871	24	3/28/2024	RC	Western Breakfast	006-1511-0000-000000-500	132.50
						\$ 2,517.75
Receipt:	1512					
78819	1	3/1/2024	RC	HS/JH Stu. Type A	006-1512-0000-000000-100	929.50
78819	5	3/1/2024	RC	HS/JH ROA Stu. Type A	006-1512-0000-000000-100	(1,428.25)

Reporting Period: March 2024 (FY 2024)

4/10/24 12:46 PM

Start Date: 3/01/2024

End Date: 3/31/2024

LEXINGTON LOCAL SCHOOLS Receipts Ledger Report

Receipt #	Line #	Date	Type	Description	Full Account Code	Amount
78819	6	3/1/2024	RC	Eastern Stu. Type A	006-1512-0000-000000-300	\$ 447.00
78819	10	3/1/2024	RC	Eastern ROA Stu. Type A	006-1512-0000-000000-300	(305.50)
78819	11	3/1/2024	RC	Central Stu. Type A	006-1512-0000-000000-400	339.00
78819	15	3/1/2024	RC	Central ROA Stu. Type A	006-1512-0000-000000-400	(331.50)
78819	16	3/1/2024	RC	Western Stu. Type A	006-1512-0000-000000-500	306.00
78819	20	3/1/2024	RC	Western ROA Stu. Type A	006-1512-0000-000000-500	(170.75)
78817	1	3/8/2024	RC	HS/JH Stu. Type A	006-1512-0000-000000-100	4,904.00
78817	5	3/8/2024	RC	HS/JH ROA Stu. Type A	006-1512-0000-000000-100	(6,668.60)
78817	6	3/8/2024	RC	Eastern Stu. Type A	006-1512-0000-000000-300	2,037.00
78817	10	3/8/2024	RC	Eastern ROA Stu. Type A	006-1512-0000-000000-300	(1,954.45)
78817	11	3/8/2024	RC	Central Stu. Type A	006-1512-0000-000000-400	1,614.00
78817	15	3/8/2024	RC	Central ROA Stu. Type A	006-1512-0000-000000-400	(1,279.46)
78817	16	3/8/2024	RC	Western Stu. Type A	006-1512-0000-000000-500	1,617.00
78817	20	3/8/2024	RC	Western ROA Stu. Type A	006-1512-0000-000000-500	(1,665.75)
78824	1	3/15/2024	RC	HS/JH Stu. Type A	006-1512-0000-000000-100	4,784.75
78824	5	3/15/2024	RC	HS/JH ROA Stu. Type A	006-1512-0000-000000-100	(6,245.16)
78824	6	3/15/2024	RC	Eastern Stu. Type A	006-1512-0000-000000-300	2,082.00
78824	10	3/15/2024	RC	Eastern ROA Stu. Type A	006-1512-0000-000000-300	(1,614.30)
78824	11	3/15/2024	RC	Central Stu. Type A	006-1512-0000-000000-400	1,482.00
78824	15	3/15/2024	RC	Central ROA Stu. Type A	006-1512-0000-000000-400	(1,154.50)
78824	16	3/15/2024	RC	Western Stu. Type A	006-1512-0000-000000-500	1,467.00
78824	20	3/15/2024	RC	Western ROA Stu. Type A	006-1512-0000-000000-500	(1,351.75)
78860	1	3/22/2024	RC	HS/JH Stu. Type A	006-1512-0000-000000-100	4,795.00
78860	5	3/22/2024	RC	HS/JH ROA Stu. Type A	006-1512-0000-000000-100	(6,646.90)
78860	6	3/22/2024	RC	Eastern Stu. Type A	006-1512-0000-000000-300	2,034.00
78860	10	3/22/2024	RC	Eastern ROA Stu. Type A	006-1512-0000-000000-300	(2,071.85)
78860	11	3/22/2024	RC	Central Stu. Type A	006-1512-0000-000000-400	1,563.25
78860	15	3/22/2024	RC	Central ROA Stu. Type A	006-1512-0000-000000-400	(1,441.00)
78860	16	3/22/2024	RC	Western Stu. Type A	006-1512-0000-000000-500	1,540.25
78860	20	3/22/2024	RC	Western ROA Stu. Type A	006-1512-0000-000000-500	(1,490.00)
78871	1	3/28/2024	RC	HS/JH Stu. Type A	006-1512-0000-000000-100	3,812.00
78871	5	3/28/2024	RC	HS/JH ROA Stu. Type A	006-1512-0000-000000-100	(5,393.25)
78871	6	3/28/2024	RC	Eastern Stu. Type A	006-1512-0000-000000-300	1,605.00
78871	10	3/28/2024	RC	Eastern ROA Stu. Type A	006-1512-0000-000000-300	(1,608.20)
78871	11	3/28/2024	RC	Central Stu. Type A	006-1512-0000-000000-400	1,224.00
78871	15	3/28/2024	RC	Central ROA Stu. Type A	006-1512-0000-000000-400	(1,068.50)
78871	16	3/28/2024	RC	Western Stu. Type A	006-1512-0000-000000-500	1,170.00
78871	20	3/28/2024	RC	Western ROA Stu. Type A	006-1512-0000-000000-500	(1,047.00)
78874	6	3/31/2024	RC	HS Lunch - Pay For It	006-1512-0000-000000-100	25,638.15
78874	7	3/31/2024	RC	Jr High Lunch - Pay For It	006-1512-0000-000000-200	21.90

Reporting Period: March 2024 (FY 2024)

4/10/24 12:46 PM

Start Date: 3/01/2024

End Date: 3/31/2024

LEXINGTON LOCAL SCHOOLS Receipts Ledger Report

Receipt #	Line #	Date	Type	Description	Full Account Code	Amount
78874	8	3/31/2024	RC	Eastern Lunch - Pay For It	006-1512-0000-000000-300	\$ 8,090.90
78874	9	3/31/2024	RC	Central Lunch - Pay For It	006-1512-0000-000000-400	6,172.50
78874	10	3/31/2024	RC	Western Lunch - Pay For It	006-1512-0000-000000-500	4,986.25
						\$ 39,725.78
Receipt:	1513					
78819	3	3/1/2024	RC	HS/JH Stu. ALa Carte	006-1513-0000-000000-100	641.10
78819	8	3/1/2024	RC	Eastern Stu. Ala Carte	006-1513-0000-000000-300	42.00
78819	13	3/1/2024	RC	Central Stu. Ala Carte	006-1513-0000-000000-400	6.75
78819	18	3/1/2024	RC	Western Stu. Ala Carte	006-1513-0000-000000-500	0.00
78817	3	3/8/2024	RC	HS/JH Stu. ALa Carte	006-1513-0000-000000-100	3,258.25
78817	8	3/8/2024	RC	Eastern Stu. Ala Carte	006-1513-0000-000000-300	314.30
78817	13	3/8/2024	RC	Central Stu. Ala Carte	006-1513-0000-000000-400	96.75
78817	18	3/8/2024	RC	Western Stu. Ala Carte	006-1513-0000-000000-500	0.00
78824	3	3/15/2024	RC	HS/JH Stu. ALa Carte	006-1513-0000-000000-100	2,637.30
78824	8	3/15/2024	RC	Eastern Stu. Ala Carte	006-1513-0000-000000-300	307.55
78824	13	3/15/2024	RC	Central Stu. Ala Carte	006-1513-0000-000000-400	63.00
78824	18	3/15/2024	RC	Western Stu. Ala Carte	006-1513-0000-000000-500	0.00
78860	3	3/22/2024	RC	HS/JH Stu. ALa Carte	006-1513-0000-000000-100	3,075.25
78860	8	3/22/2024	RC	Eastern Stu. Ala Carte	006-1513-0000-000000-300	276.95
78860	13	3/22/2024	RC	Central Stu. Ala Carte	006-1513-0000-000000-400	148.00
78860	18	3/22/2024	RC	Western Stu. Ala Carte	006-1513-0000-000000-500	2.25
78871	3	3/28/2024	RC	HS/JH Stu. ALa Carte	006-1513-0000-000000-100	2,423.85
78871	8	3/28/2024	RC	Eastern Stu. Ala Carte	006-1513-0000-000000-300	197.80
78871	13	3/28/2024	RC	Central Stu. Ala Carte	006-1513-0000-000000-400	43.00
78871	18	3/28/2024	RC	Western Stu. Ala Carte	006-1513-0000-000000-500	0.00
						\$ 13,534.10
Receipt:	1514					
78819	2	3/1/2024	RC	HS/JH Stu. Milk	006-1514-0000-000000-100	4.00
78819	7	3/1/2024	RC	Eastern Stu. Milk	006-1514-0000-000000-300	0.00
78819	12	3/1/2024	RC	Central Stu. Milk	006-1514-0000-000000-400	12.00
78819	17	3/1/2024	RC	Western Stu. Milk	006-1514-0000-000000-500	1.50
78817	2	3/8/2024	RC	HS/JH Stu. Milk	006-1514-0000-000000-100	22.00
78817	7	3/8/2024	RC	Eastern Stu. Milk	006-1514-0000-000000-300	2.00
78817	12	3/8/2024	RC	Central Stu. Milk	006-1514-0000-000000-400	38.00
78817	17	3/8/2024	RC	Western Stu. Milk	006-1514-0000-000000-500	5.50
78824	2	3/15/2024	RC	HS/JH Stu. Milk	006-1514-0000-000000-100	20.50
78824	7	3/15/2024	RC	Eastern Stu. Milk	006-1514-0000-000000-300	0.50
78824	12	3/15/2024	RC	Central Stu. Milk	006-1514-0000-000000-400	36.50
78824	17	3/15/2024	RC	Western Stu. Milk	006-1514-0000-000000-500	13.00
78860	2	3/22/2024	RC	HS/JH Stu. Milk	006-1514-0000-000000-100	25.50

Reporting Period: March 2024 (FY 2024)

4/10/24 12:46 PM

Start Date: 3/01/2024

End Date: 3/31/2024

LEXINGTON LOCAL SCHOOLS Receipts Ledger Report

Receipt #	Line #	Date	Type	Description	Full Account Code	Amount
78860	7	3/22/2024	RC	Eastern Stu. Milk	006-1514-0000-000000-300	\$ 2.00
78860	12	3/22/2024	RC	Central Stu. Milk	006-1514-0000-000000-400	44.50
78860	17	3/22/2024	RC	Western Stu. Milk	006-1514-0000-000000-500	10.50
78871	2	3/28/2024	RC	HS/JH Stu. Milk	006-1514-0000-000000-100	20.50
78871	7	3/28/2024	RC	Eastern Stu. Milk	006-1514-0000-000000-300	0.00
78871	12	3/28/2024	RC	Central Stu. Milk	006-1514-0000-000000-400	40.50
78871	17	3/28/2024	RC	Western Stu. Milk	006-1514-0000-000000-500	7.50
						\$ 306.50
Receipt:	1523					
78819	4	3/1/2024	RC	HS/JH Adult Ala Carte	006-1523-0000-000000-100	32.90
78819	9	3/1/2024	RC	Eastern Adult Ala Carte	006-1523-0000-000000-300	22.00
78819	14	3/1/2024	RC	Central Adult Ala Carte	006-1523-0000-000000-400	4.25
78819	19	3/1/2024	RC	Western Adult Ala Carte	006-1523-0000-000000-500	5.25
78817	4	3/8/2024	RC	HS/JH Adult Ala Carte	006-1523-0000-000000-100	154.80
78817	9	3/8/2024	RC	Eastern Adult Ala Carte	006-1523-0000-000000-300	25.50
78817	14	3/8/2024	RC	Central Adult Ala Carte	006-1523-0000-000000-400	4.25
78817	19	3/8/2024	RC	Western Adult Ala Carte	006-1523-0000-000000-500	4.75
78824	4	3/15/2024	RC	HS/JH Adult Ala Carte	006-1523-0000-000000-100	161.45
78824	9	3/15/2024	RC	Eastern Adult Ala Carte	006-1523-0000-000000-300	34.75
78824	14	3/15/2024	RC	Central Adult Ala Carte	006-1523-0000-000000-400	26.00
78824	19	3/15/2024	RC	Western Adult Ala Carte	006-1523-0000-000000-500	6.25
78860	4	3/22/2024	RC	HS/JH Adult Ala Carte	006-1523-0000-000000-100	220.00
78860	9	3/22/2024	RC	Eastern Adult Ala Carte	006-1523-0000-000000-300	16.15
78860	14	3/22/2024	RC	Central Adult Ala Carte	006-1523-0000-000000-400	6.00
78860	19	3/22/2024	RC	Western Adult Ala Carte	006-1523-0000-000000-500	10.00
78871	4	3/28/2024	RC	HS/JH Adult Ala Carte	006-1523-0000-000000-100	130.45
78871	9	3/28/2024	RC	Eastern Adult Ala Carte	006-1523-0000-000000-300	21.40
78871	14	3/28/2024	RC	Central Adult Ala Carte	006-1523-0000-000000-400	17.00
78871	19	3/28/2024	RC	Western Adult Ala Carte	006-1523-0000-000000-500	10.00
						\$ 913.15
Receipt:	4120					
78803	1	3/5/2024	RC	Federal Reimb Lunch High	006-4120-0000-000000-100	14,406.16
78803	2	3/5/2024	RC	Federal Reimb Lunch Jr High	006-4120-0000-000000-200	0.00
78803	3	3/5/2024	RC	Federal Reimb Lunch Central	006-4120-0000-000000-400	5,844.17
78803	4	3/5/2024	RC	Federal Reimb Lunch East	006-4120-0000-000000-300	8,700.55
78803	5	3/5/2024	RC	Federal Reimb Lunch Western	006-4120-0000-000000-500	6,348.11
78803	6	3/5/2024	RC	Fed Reimb Breakfast - High	006-4120-0000-000000-100	1,106.02
78803	7	3/5/2024	RC	Federal Reimb Breakfast - Jr H	006-4120-0000-000000-200	0.00
78803	8	3/5/2024	RC	Federal Reimb Break - Central	006-4120-0000-000000-400	867.18
78803	9	3/5/2024	RC	Federal Reimb Break - East	006-4120-0000-000000-300	905.90

Reporting Period: March 2024 (FY 2024)

4/10/24 12:46 PM

Start Date: 3/01/2024

End Date: 3/31/2024

LEXINGTON LOCAL SCHOOLS Receipts Ledger Report

Receipt #	Line #	Date	Type	Description	Full Account Code	Amount
78803	10	3/5/2024	RC	Federal Reimb Break - Western	006-4120-0000-000000-500	\$ 1,117.12
78803	11	3/5/2024	RC	Federal Reimb Special Milk - Western	006-4120-0000-000000-500	37.82
78804	1	3/6/2024	RC	Federal Supply Chain Assistance (SCA) Funds - COVID HS/JH	006-4120-0000-000000-100	24,191.24
78804	3	3/6/2024	RC	Federal Supply Chain Assistance (SCA) Funds - COVID Central	006-4120-0000-000000-400	12,095.62
78804	4	3/6/2024	RC	Federal Supply Chain Assistance (SCA) Funds - COVID East	006-4120-0000-000000-300	12,095.62
78804	5	3/6/2024	RC	Federal Supply Chain Assistance (SCA) Funds - COVID Western	006-4120-0000-000000-500	12,095.62
78811	1	3/11/2024	RC	Federal Reimb Lunch High	006-4120-0000-000000-100	18,756.04
78811	2	3/11/2024	RC	Federal Reimb Lunch Jr High	006-4120-0000-000000-200	0.00
78811	3	3/11/2024	RC	Federal Reimb Lunch Central	006-4120-0000-000000-400	7,581.70
78811	4	3/11/2024	RC	Federal Reimb Lunch East	006-4120-0000-000000-300	11,043.98
78811	5	3/11/2024	RC	Federal Reimb Lunch Western	006-4120-0000-000000-500	7,826.60
78811	6	3/11/2024	RC	Fed Reimb Breakfast - High	006-4120-0000-000000-100	1,769.84
78811	7	3/11/2024	RC	Federal Reimb Breakfast - Jr H	006-4120-0000-000000-200	0.00
78811	8	3/11/2024	RC	Federal Reimb Break - Central	006-4120-0000-000000-400	1,178.42
78811	9	3/11/2024	RC	Federal Reimb Break - East	006-4120-0000-000000-300	1,319.18
78811	10	3/11/2024	RC	Federal Reimb Break - Western	006-4120-0000-000000-500	1,672.78
78811	11	3/11/2024	RC	Federal Reimb Special Milk - Western	006-4120-0000-000000-500	49.82
						\$ 151,009.49
Fund:	007					\$ 208,314.54
Receipt:	1410					
78875	5	3/31/2024	RC	Richland Bank Int - Minutemen	007-1410-9100-000000-000	101.10
						\$ 101.10
Receipt:	1820					
78801	1	3/5/2024	RC	LMAS donation - Whitney	007-1820-9100-000000-000	100.00
						\$ 100.00
						\$ 201.10
Fund:	010					
Receipt:	1410					
78875	7	3/31/2024	RC	Classroom Facilities Fund	010-1410-0000-000000-000	1,735.85
						\$ 1,735.85
						\$ 1,735.85
Fund:	018					
Receipt:	1630					
78857	1	3/26/2024	RC	Eastern fees princ acct	018-1630-9300-000000-000	16.00
78870	1	3/28/2024	RC	Eastern fees princ acct	018-1630-9300-000000-000	6.00
78836	1	3/12/2024	RC	Kroger Check	018-1630-9400-000000-000	204.17

Reporting Period: March 2024 (FY 2024)

4/10/24 12:46 PM

Start Date: 3/01/2024

End Date: 3/31/2024

LEXINGTON LOCAL SCHOOLS Receipts Ledger Report

Receipt #	Line #	Date	Type	Description	Full Account Code	Amount
78830	1	3/18/2024	RC	Central fees princ acct	018-1630-9400-000000-000	\$ 6.00
78831	1	3/18/2024	RC	Central fees princ acct	018-1630-9400-000000-000	18.00
78859	1	3/26/2024	RC	Central fees princ acct	018-1630-9400-000000-000	18.00
78792	1	3/1/2024	RC	Western fees princ acct	018-1630-9500-000000-000	24.00
Receipt: 1690						\$ 292.17
78795	1	3/4/2024	RC	MD Coffee service	018-1690-9100-000000-000	155.20
78814	1	3/11/2024	RC	MD Coffee service	018-1690-9100-000000-000	186.00
78834	1	3/18/2024	RC	MD Coffee service	018-1690-9100-000000-000	175.10
78843	1	3/20/2024	RC	AP Exams	018-1690-9100-000000-000	200.00
78855	1	3/25/2024	RC	MD Coffee service	018-1690-9100-000000-000	172.16
78796	1	3/4/2024	RC	Flower Fund staff donations	018-1690-9101-000000-000	115.00
78827	1	3/15/2024	RC	Art to Remember Proceeds	018-1690-9102-000000-000	100.00
Receipt: 1820						\$ 1,103.46
78820	1	3/13/2024	RC	Eastern Donation	018-1820-9300-000000-000	100.00
Receipt: 1890						\$ 100.00
78793	1	3/1/2024	RC	Lost Library books	018-1890-9501-000000-000	23.00
Fund: 019						\$ 23.00
Receipt: 1890						\$ 1,518.63
78835	3	3/18/2024	RC	PTO Recycling-Central	019-1890-9121-000000-000	2.68
78835	1	3/18/2024	RC	PTO Recycling-Eastern	019-1890-9122-000000-000	2.68
78835	2	3/18/2024	RC	PTO Recycling-Western	019-1890-9123-000000-000	2.68
Fund: 022						\$ 8.04
Receipt: 1615						\$ 8.04
78799	1	3/4/2024	RC	OHSAA Boys BB Section Final Adm Galion vs. Lexington 3/1/24	022-1615-9601-000000-000	1,894.00
Fund: 024						\$ 1,894.00
Receipt: 1410						\$ 1,894.00
78875	2	3/31/2024	RC	Richland Bank Int. 024	024-1410-0000-000000-000	965.96
Receipt: 1872						\$ 965.96
78828	1	3/20/2024	RC	Employees' Premiums March	024-1872-0000-000000-000	78,008.29

Reporting Period: March 2024 (FY 2024)

4/10/24 12:46 PM

Start Date: 3/01/2024

End Date: 3/31/2024

LEXINGTON LOCAL SCHOOLS Receipts Ledger Report

Receipt #	Line #	Date	Type	Description	Full Account Code	Amount
78829	1	3/20/2024	RC	Board's Premiums March	024-1872-0000-000000-000	\$ 425,791.94
						<u>\$ 503,800.23</u>
						<u>\$ 504,766.19</u>
Fund:	034					
Receipt:	1111					
78847	5	3/25/2024	RC	Perm Improv (.5 Mill) - Morrow	034-1111-0000-000000-000	6,302.60
						<u>\$ 6,302.60</u>
Receipt:	1122					
78847	10	3/25/2024	RC	Pers Prop Tax-PI (.5 Mill)-Morrow	034-1122-0000-000000-000	546.31
						<u>\$ 546.31</u>
						<u>\$ 6,848.91</u>
Fund:	200					
Receipt:	1620					
78873	1	3/29/2024	RC	Musical Little Women Online Sales	200-1620-9102-000000-000	732.00
78798	1	3/7/2024	RC	Leadership Council BB Concession sales	200-1620-9104-000000-000	56.00
78794	1	3/4/2024	RC	Student Council - Candy Gram Sales	200-1620-9114-000000-000	523.50
78805	1	3/7/2024	RC	JH Student Council - Winter Formal Ticket Sales	200-1620-9114-000000-000	(498.00)
78841	1	3/20/2024	RC	Yearbook sales	200-1620-9119-000000-000	50.00
78812	1	3/11/2024	RC	NHS T-Shirts	200-1620-9121-000000-000	305.00
78821	1	3/13/2024	RC	NHS T-Shirts	200-1620-9121-000000-000	5.00
78805	2	3/7/2024	RC	JH Student Council - Winter Formal Ticket Sales	200-1620-9204-000000-000	498.00
						<u>\$ 1,671.50</u>
Receipt:	1690					
78832	1	3/18/2024	RC	Recycling - Minutemen In Action	200-1690-9612-000000-000	11.64
						<u>\$ 11.64</u>
						<u>\$ 1,683.14</u>
Fund:	300					
Receipt:	1610					
78864	1	3/28/2024	RC	JH Track Adm vs. Ontario	300-1610-9600-000000-719	1,060.00
78873	2	3/29/2024	RC	JH Track vs. Ontario adm Online Sales	300-1610-9600-000000-712	54.00
						<u>\$ 1,114.00</u>
Receipt:	1690					
78808	3	3/7/2024	RC	Reimb - Lost Jerseys	300-1690-9600-000000-000	70.00
78863	3	3/28/2024	RC	Clothing Commission Rebate	300-1690-9600-000000-000	83.31
						<u>\$ 153.31</u>
Receipt:	1820					
78807	1	3/7/2024	RC	Donation - Softball Windscreen	300-1820-9600-000000-000	4,500.00
						<u>\$ 4,500.00</u>
Receipt:	1890					
78808	1	3/7/2024	RC	Girls Golf Invite entry fee	300-1890-9600-000000-706	600.00

Reporting Period: March 2024 (FY 2024)

4/10/24 12:46 PM

Start Date: 3/01/2024

End Date: 3/31/2024

LEXINGTON LOCAL SCHOOLS Receipts Ledger Report

Receipt #	Line #	Date	Type	Description	Full Account Code	Amount
78808	2	3/7/2024	RC	Swim Entry Fee	300-1890-9600-000000-709	\$ 250.00
78808	4	3/7/2024	RC	Track Invite Entry Fee	300-1890-9600-000000-712	250.00
78863	1	3/28/2024	RC	Track Invite Entry Fees	300-1890-9600-000000-712	1,500.00
78863	2	3/28/2024	RC	Swim Entry Fees	300-1890-9600-000000-709	150.00
78868	1	3/28/2024	RC	VB Shirt Sales - Men's Volleyball	300-1890-9600-000000-702	435.00
						<u>\$ 3,185.00</u>
						<u>\$ 8,952.31</u>
Fund:	451					
Receipt:	3219					
78818	1	3/14/2024	RC	Network Connectivity Revenue	451-3219-9024-000000-000	5,257.15
						<u>\$ 5,257.15</u>
						<u>\$ 5,257.15</u>
Fund:	507					
Receipt:	4220					
78858	1	3/26/2024	RC	ARP ESSER Revenue	507-4220-9022-000000-000	30,683.13
						<u>\$ 30,683.13</u>
						<u>\$ 30,683.13</u>
Fund:	516					
Receipt:	4220					
78850	1	3/25/2024	RC	IDEA-B Revenue	516-4220-9024-000000-000	64,686.89
						<u>\$ 64,686.89</u>
						<u>\$ 64,686.89</u>
Fund:	572					
Receipt:	4220					
78849	1	3/25/2024	RC	Title I Revenue	572-4220-9024-000000-000	24,667.60
						<u>\$ 24,667.60</u>
						<u>\$ 24,667.60</u>
Fund:	590					
Receipt:	4220					
78848	1	3/25/2024	RC	Title II-A Revenue	590-4220-9024-000000-000	6,507.21
						<u>\$ 6,507.21</u>
						<u>\$ 6,507.21</u>
Grand Total						<u>\$ 2,553,571.68</u>

Reporting Period: March 2024 (FY 2024)

4/10/24 12:47 PM

As Of Period: 03/31/2024

LEXINGTON LOCAL SCHOOLS
Revenue Account Summary

Fund-SCC	Description	FYTDReceivable	FYTD Received	MTD Received	YTD Received
SCC:	0000				
001-0000	GENERAL FUND	\$ 24,404,761.85	\$ 17,489,066.78	\$ 1,538,056.24	\$ 5,843,399.73
		\$ 24,404,761.85	\$ 17,489,066.78	\$ 1,538,056.24	\$ 5,843,399.73
SCC:	9412				
001-9412	GENERAL BUDGET RESERVE SET- ASIDE-1%/BWC	0.00	0.00	0.00	0.00
		\$ 0.00	\$ 0.00	\$ 0.00	\$ 0.00
SCC:	0000				
002-0000	BOND RETIREMENT FUND	3,477,883.26	1,879,825.97	120,890.18	493,724.18
003-0000	PERMANENT IMPROVEMENT FUND	756,070.09	503,660.40	25,546.78	194,209.78
004-0000	LFI BUILDING FUND	34,475.68	13,941.41	1,353.79	4,256.81
006-0000	FOOD SERVICE FUND	902,564.58	823,742.22	208,314.54	389,640.48
		\$ 5,170,993.61	\$ 3,221,170.00	\$ 356,105.29	\$ 1,081,831.25
SCC:	9100				
007-9100	LEXINGTON MINUTEMEN ACADEMIC SCHOLARSHIP FUND	17,443.76	12,079.01	201.10	4,835.64
		\$ 17,443.76	\$ 12,079.01	\$ 201.10	\$ 4,835.64
SCC:	9800				
007-9800	TERRY McCAMMON SCHOLARSHIP FUND	0.00	0.00	0.00	0.00
		\$ 0.00	\$ 0.00	\$ 0.00	\$ 0.00
SCC:	9801				
007-9801	MINUTEMAN ALUMNI SCHOLARSHIP FUND	0.00	0.00	0.00	0.00
		\$ 0.00	\$ 0.00	\$ 0.00	\$ 0.00
SCC:	9999				
007-9999	LEXINGTON SCHOOLS TRUST FUND	0.00	0.00	0.00	0.00
		\$ 0.00	\$ 0.00	\$ 0.00	\$ 0.00
SCC:	0000				
010-0000	CLASSROOM FACILITIES CONSTRUCTION FUND	61,643.69	18,090.06	1,735.85	5,458.11
		\$ 61,643.69	\$ 18,090.06	\$ 1,735.85	\$ 5,458.11
SCC:	9100				
018-9100	HIGH SCHOOL PRINCIPAL'S FUND	6,613.67	5,932.88	888.46	2,478.06
		\$ 6,613.67	\$ 5,932.88	\$ 888.46	\$ 2,478.06
SCC:	9101				
018-9101	HIGH SCHOOL FLOWER FUND	0.00	115.00	115.00	115.00
		\$ 0.00	\$ 115.00	\$ 115.00	\$ 115.00
SCC:	9102				
018-9102	PUBLIC SCHOOL SUPPORT	0.00	100.00	100.00	100.00
		\$ 0.00	\$ 100.00	\$ 100.00	\$ 100.00
SCC:	9200				

Reporting Period: March 2024 (FY 2024)
 As Of Period: 03/31/2024

4/10/24 12:47 PM

LEXINGTON LOCAL SCHOOLS
Revenue Account Summary

Fund-SCC	Description	FYTDReceivable	FYTD Received	MTD Received	YTD Received
018-9200	JUNIOR HIGH PRINCIPAL'S FUND	\$ 81.58	\$ 2,983.81	\$ 0.00	\$ 210.00
		\$ 81.58	\$ 2,983.81	\$ 0.00	\$ 210.00
SCC:	9300				
018-9300	EASTERN PRINCIPAL'S FUND	8,496.87	11,837.97	122.00	1,284.18
		\$ 8,496.87	\$ 11,837.97	\$ 122.00	\$ 1,284.18
SCC:	9301				
018-9301	EASTERN ELEMENTARY BOOKFAIR/BOXTOPS FUND	4,721.10	1,837.52	0.00	0.00
		\$ 4,721.10	\$ 1,837.52	\$ 0.00	\$ 0.00
SCC:	9302				
018-9302	EASTERN ELEMENTARY MATH	0.00	0.00	0.00	0.00
		\$ 0.00	\$ 0.00	\$ 0.00	\$ 0.00
SCC:	9303				
018-9303	EASTERN RUN CLUB	1,060.00	1,030.00	0.00	0.00
		\$ 1,060.00	\$ 1,030.00	\$ 0.00	\$ 0.00
SCC:	9400				
018-9400	CENTRAL PRINCIPAL'S FUND	2,631.22	1,484.39	246.17	426.17
		\$ 2,631.22	\$ 1,484.39	\$ 246.17	\$ 426.17
SCC:	9401				
018-9401	CENTRAL ELEMENTARY BOOKFAIR FUND	5,763.24	3,884.90	0.00	0.00
		\$ 5,763.24	\$ 3,884.90	\$ 0.00	\$ 0.00
SCC:	9402				
018-9402	CENTRAL ELEMENTARY ART	0.00	0.00	0.00	0.00
		\$ 0.00	\$ 0.00	\$ 0.00	\$ 0.00
SCC:	9500				
018-9500	WESTERN PRINCIPAL'S FUND	4,619.70	2,090.84	24.00	102.00
		\$ 4,619.70	\$ 2,090.84	\$ 24.00	\$ 102.00
SCC:	9501				
018-9501	WESTERN ELEMENTARY BOOKFAIR/BOXTOPS FUND	4,296.06	141.17	23.00	92.80
		\$ 4,296.06	\$ 141.17	\$ 23.00	\$ 92.80
SCC:	9502				
018-9502	HIGH SCHOOL ACADEMIC BOOSTERS FUND	0.00	0.00	0.00	0.00
		\$ 0.00	\$ 0.00	\$ 0.00	\$ 0.00
SCC:	9503				
018-9503	WESTERN ELEMENTARY ART	0.00	0.00	0.00	0.00
		\$ 0.00	\$ 0.00	\$ 0.00	\$ 0.00
SCC:	9602				
018-9602	JUNIOR HIGH ACADEMIC BOOSTERS FUND	0.00	0.00	0.00	0.00

Reporting Period: March 2024 (FY 2024)

4/10/24 12:47 PM

As Of Period: 03/31/2024

LEXINGTON LOCAL SCHOOLS
Revenue Account Summary

Fund-SCC	Description	FYTDReceivable	FYTD Received	MTD Received	YTD Received
SCC:	9901	\$ 0.00	\$ 0.00	\$ 0.00	\$ 0.00
018-9901	JUNIOR HIGH TEACHER ADVISORY FUND	\$ 0.00	\$ 0.00	\$ 0.00	\$ 0.00
		\$ 0.00	\$ 0.00	\$ 0.00	\$ 0.00
SCC:	9001				
019-9001	ACADEMIC BOOSTERS GRANTS	0.00	0.00	0.00	0.00
		\$ 0.00	\$ 0.00	\$ 0.00	\$ 0.00
SCC:	9121				
019-9121	CENTRAL ELEMENTARY PTO GRANTS	1,100.00	62.75	2.68	20.09
		\$ 1,100.00	\$ 62.75	\$ 2.68	\$ 20.09
SCC:	9122				
019-9122	EASTERN ELEMENTARY PTO GRANTS	1,100.00	65.64	2.68	20.09
		\$ 1,100.00	\$ 65.64	\$ 2.68	\$ 20.09
SCC:	9123				
019-9123	WESTERN ELEMENTARY PTO GRANTS	1,100.00	64.20	2.68	20.08
		\$ 1,100.00	\$ 64.20	\$ 2.68	\$ 20.08
SCC:	9200				
019-9200	RICHLAND COUNTY FOUNDATION GRANT PLAYGROUND	0.00	0.00	0.00	0.00
		\$ 0.00	\$ 0.00	\$ 0.00	\$ 0.00
SCC:	9201				
019-9201	RICHLAND COUNTY FOUNDATION GRANT CENTRAL PRID	0.00	0.00	0.00	0.00
		\$ 0.00	\$ 0.00	\$ 0.00	\$ 0.00
SCC:	9202				
019-9202	RICHLAND COUNTY FOUNDATION GRANT-HENSEL FY15	0.00	0.00	0.00	0.00
		\$ 0.00	\$ 0.00	\$ 0.00	\$ 0.00
SCC:	9204				
019-9204	RICHLAND COUNTY FOUNDATION GRANT-PELPHREY 15	0.00	0.00	0.00	0.00
		\$ 0.00	\$ 0.00	\$ 0.00	\$ 0.00
SCC:	9205				
019-9205	RICHLAND CO FOUNDATION GRANT-STAINED GLASS 16	0.00	0.00	0.00	0.00
		\$ 0.00	\$ 0.00	\$ 0.00	\$ 0.00
SCC:	9206				
019-9206	RICHLAND CO FOUNDATION GRANT-SEASONAL SCIE 16	0.00	0.00	0.00	0.00
		\$ 0.00	\$ 0.00	\$ 0.00	\$ 0.00

Reporting Period: March 2024 (FY 2024)

4/10/24 12:47 PM

As Of Period: 03/31/2024

LEXINGTON LOCAL SCHOOLS
Revenue Account Summary

Fund-SCC	Description	FYTDReceivable	FYTD Received	MTD Received	YTD Received
SCC:	9207				
019-9207	RICHLAND CO FOUNDATION-SCORE COMMON CORE 16	\$ 0.00	\$ 0.00	\$ 0.00	\$ 0.00
		\$ 0.00	\$ 0.00	\$ 0.00	\$ 0.00
SCC:	9208				
019-9208	RICHLAND CO FOUND-BUILD A COMM OF READERS	0.00	0.00	0.00	0.00
		\$ 0.00	\$ 0.00	\$ 0.00	\$ 0.00
SCC:	9209				
019-9209	RICH CO FOUND-LEARN TO READ FOR A LIFETIME	0.00	0.00	0.00	0.00
		\$ 0.00	\$ 0.00	\$ 0.00	\$ 0.00
SCC:	9210				
019-9210	RICH CO FOUND-MULTI-SENS APPROACH TO LEARNING	0.00	0.00	0.00	0.00
		\$ 0.00	\$ 0.00	\$ 0.00	\$ 0.00
SCC:	9211				
019-9211	RICH CO FOUND-BEE AWARENESS	0.00	0.00	0.00	0.00
		\$ 0.00	\$ 0.00	\$ 0.00	\$ 0.00
SCC:	9212				
019-9212	RICH CO FOUND-DONT LET THE PIGEON STOP TALK	0.00	0.00	0.00	0.00
		\$ 0.00	\$ 0.00	\$ 0.00	\$ 0.00
SCC:	9213				
019-9213	RICH CO FOUND-BRAIN GAMES 5.0	0.00	0.00	0.00	0.00
		\$ 0.00	\$ 0.00	\$ 0.00	\$ 0.00
SCC:	9214				
019-9214	RICH CO FOUND-TALKING SENSE TO OUR NUMBERS	0.00	0.00	0.00	0.00
		\$ 0.00	\$ 0.00	\$ 0.00	\$ 0.00
SCC:	9215				
019-9215	RICH CO FOUND-SEE THE CIVILIZATION	0.00	0.00	0.00	0.00
		\$ 0.00	\$ 0.00	\$ 0.00	\$ 0.00
SCC:	9216				
019-9216	RICH CO FOUND-SCIENCE OLYMPIAD	0.00	0.00	0.00	0.00
		\$ 0.00	\$ 0.00	\$ 0.00	\$ 0.00
SCC:	9217				
019-9217	RICH CO FOUND-KICK BACK WITH CLASSICS	0.00	0.00	0.00	0.00
		\$ 0.00	\$ 0.00	\$ 0.00	\$ 0.00
SCC:	9218				
019-9218	RICH CO FOUND-WRITE STUFF	0.00	0.00	0.00	0.00

Reporting Period: March 2024 (FY 2024)

4/10/24 12:47 PM

As Of Period: 03/31/2024

LEXINGTON LOCAL SCHOOLS
Revenue Account Summary

Fund-SCC	Description	FYTDReceivable	FYTD Received	MTD Received	YTD Received
	STEAM KIT				
SCC:	9219	\$ 0.00	\$ 0.00	\$ 0.00	\$ 0.00
019-9219	RICH CO FOUND-CLASSROOM LIBRARY	\$ 0.00	\$ 0.00	\$ 0.00	\$ 0.00
SCC:	9220	\$ 0.00	\$ 0.00	\$ 0.00	\$ 0.00
019-9220	RICH CO FOUND-LEGOS AND BUILDING BLOCKS	0.00	0.00	0.00	0.00
SCC:	9221	\$ 0.00	\$ 0.00	\$ 0.00	\$ 0.00
019-9221	RICH CO FOUND-SCIENCE DISCOVERY BINS	0.00	0.00	0.00	0.00
SCC:	9222	\$ 0.00	\$ 0.00	\$ 0.00	\$ 0.00
019-9222	RICH CO FOUND-ONE BIG HAPPY FAMILY	0.00	0.00	0.00	0.00
SCC:	9223	\$ 0.00	\$ 0.00	\$ 0.00	\$ 0.00
019-9223	RICH CO FOUND-MAKER MAVEN STEM	0.00	0.00	0.00	0.00
SCC:	9224	\$ 0.00	\$ 0.00	\$ 0.00	\$ 0.00
019-9224	RICH CO FOUND-STEM SNAP CIRCUITS	0.00	0.00	0.00	0.00
SCC:	9225	\$ 0.00	\$ 0.00	\$ 0.00	\$ 0.00
019-9225	RICH CO FOUND GRANT-STEM MATERIALS SNAP CIRCUITS	0.00	0.00	0.00	0.00
SCC:	9226	\$ 0.00	\$ 0.00	\$ 0.00	\$ 0.00
019-9226	RICH CO FOUND GRANT-SCIENCE ENRICH FIELD TRIP	0.00	0.00	0.00	0.00
SCC:	9227	\$ 0.00	\$ 0.00	\$ 0.00	\$ 0.00
019-9227	RICH CO FOUND GRANT-CAREER BOOKS AND ACTIVITIES	0.00	0.00	0.00	0.00
SCC:	9228	\$ 0.00	\$ 0.00	\$ 0.00	\$ 0.00
019-9228	RICH CO FOUND GRANT-SOCIAL STUDIES MAKERSPACE	0.00	0.00	0.00	0.00
SCC:	9229	\$ 0.00	\$ 0.00	\$ 0.00	\$ 0.00
019-9229	RICHLAND CO FOUND GRANT-	1,322.53	1,322.53	0.00	0.00

Reporting Period: March 2024 (FY 2024)

4/10/24 12:47 PM

As Of Period: 03/31/2024

LEXINGTON LOCAL SCHOOLS
Revenue Account Summary

Fund-SCC	Description	FYTDReceivable	FYTD Received	MTD Received	YTD Received
	SCIENCE LAB ACTIVITY REVITALIZATION				
SCC:	9230	\$ 1,322.53	\$ 1,322.53	\$ 0.00	\$ 0.00
019-9230	RICHLAND CO FOUND GRANT- STEAMTASTIC LEARNING	\$ 1,491.87	\$ 1,491.87	\$ 0.00	\$ 0.00
		\$ 1,491.87	\$ 1,491.87	\$ 0.00	\$ 0.00
SCC:	9231				
019-9231	RICHLAND CO FOUND GRANT- SOCIAL STUDIES BOARD GAME STUDIO	1,413.47	1,413.47	0.00	0.00
		\$ 1,413.47	\$ 1,413.47	\$ 0.00	\$ 0.00
SCC:	9232				
019-9232	RICHLAND CO FOUND GRANT- MARVELOUS MATHEMATICAL THINKING	1,046.05	1,046.05	0.00	0.00
		\$ 1,046.05	\$ 1,046.05	\$ 0.00	\$ 0.00
SCC:	9233				
019-9233	RICHLAND CO FOUND GRANT- FOOTPRINT IMPRESSION LAB PROJECT	1,480.00	1,480.00	0.00	0.00
		\$ 1,480.00	\$ 1,480.00	\$ 0.00	\$ 0.00
SCC:	9234				
019-9234	RICHLAND CO FOUND GRANT- CIRCUIT CRAZE	1,184.63	1,184.63	0.00	0.00
		\$ 1,184.63	\$ 1,184.63	\$ 0.00	\$ 0.00
SCC:	9235				
019-9235	RICHLAND CO FOUND GRANT- NOVELS IN VERSE BOOK CLUB	1,075.65	1,075.65	0.00	0.00
		\$ 1,075.65	\$ 1,075.65	\$ 0.00	\$ 0.00
SCC:	9236				
019-9236	RICHLAND CO FOUND GRANT- CODING EXPRESS BY LEGO EDUCATION	250.00	250.00	0.00	0.00
		\$ 250.00	\$ 250.00	\$ 0.00	\$ 0.00
SCC:	9301				
019-9301	RICH CO FOUND/SECO ROBOTICS GRANT (HEIMANN)	0.00	0.00	0.00	0.00
		\$ 0.00	\$ 0.00	\$ 0.00	\$ 0.00
SCC:	9302				
019-9302	RICH CO RETIRED TEACHERS ASSOC	0.00	0.00	0.00	0.00
		\$ 0.00	\$ 0.00	\$ 0.00	\$ 0.00
SCC:	9303				
019-9303	OHIO POWER GRANT (BERRY)	0.00	0.00	0.00	0.00

Reporting Period: March 2024 (FY 2024)

4/10/24 12:47 PM

As Of Period: 03/31/2024

LEXINGTON LOCAL SCHOOLS
Revenue Account Summary

Fund-SCC	Description	FYTDReceivable	FYTD Received	MTD Received	YTD Received
SCC:	9304	\$ 0.00	\$ 0.00	\$ 0.00	\$ 0.00
019-9304	RICHLAND CO RETIRED TEACHERS - HS ENGLISH	\$ 0.00	\$ 0.00	\$ 0.00	\$ 0.00
		\$ 0.00	\$ 0.00	\$ 0.00	\$ 0.00
SCC:	9305				
019-9305	OTHER GRANT	500.00	0.00	0.00	0.00
		\$ 500.00	\$ 0.00	\$ 0.00	\$ 0.00
SCC:	9401				
019-9401	OTHER GRANT	0.00	1,084.00	0.00	1,084.00
		\$ 0.00	\$ 1,084.00	\$ 0.00	\$ 1,084.00
SCC:	9500				
019-9500	DOLLAR GENERAL LIT FOUND - YOUTH LIT FY16	0.00	0.00	0.00	0.00
		\$ 0.00	\$ 0.00	\$ 0.00	\$ 0.00
SCC:	9502				
019-9502	RICHLAND CO HMG SENSORY GRANT	0.00	0.00	0.00	0.00
		\$ 0.00	\$ 0.00	\$ 0.00	\$ 0.00
SCC:	9616				
019-9616	WALMART TEACHER OF THE YEAR- DANIELLE SAVAGE	0.00	0.00	0.00	0.00
		\$ 0.00	\$ 0.00	\$ 0.00	\$ 0.00
SCC:	9601				
022-9601	OHSAA TOURNAMENT AGENCY FUND	0.00	8,710.75	1,712.75	1,712.75
		\$ 0.00	\$ 8,710.75	\$ 1,712.75	\$ 1,712.75
SCC:	0000				
024-0000	EMPLOYEE BENEFITS FUND FOR MEDICAL/DENTAL	5,490,241.05	4,330,596.33	504,766.19	1,514,989.37
034-0000	OFCC PROJECT MAINTENANCE FUND	189,025.69	111,759.02	6,848.91	36,438.91
		\$ 5,679,266.74	\$ 4,442,355.35	\$ 511,615.10	\$ 1,551,428.28
SCC:	9101				
200-9101	HIGH SCHOOL ART CLUB	0.00	0.00	0.00	0.00
		\$ 0.00	\$ 0.00	\$ 0.00	\$ 0.00
SCC:	9102				
200-9102	HIGH SCHOOL DRAMA CLUB	12,088.93	732.00	732.00	732.00
		\$ 12,088.93	\$ 732.00	\$ 732.00	\$ 732.00
SCC:	9103				
200-9103	HIGH SCHOOL MATH CLUB	0.00	0.00	0.00	0.00
		\$ 0.00	\$ 0.00	\$ 0.00	\$ 0.00
SCC:	9104				

Reporting Period: March 2024 (FY 2024)

4/10/24 12:47 PM

As Of Period: 03/31/2024

LEXINGTON LOCAL SCHOOLS
Revenue Account Summary

Fund-SCC	Description	FYTDReceivable	FYTD Received	MTD Received	YTD Received
200-9104	HIGH SCHOOL LEADERSHIP COUNCIL	\$ 0.00	\$ 356.00	\$ 56.00	\$ 356.00
		\$ 0.00	\$ 356.00	\$ 56.00	\$ 356.00
SCC:	9105				
200-9105	HIGH SCHOOL FRENCH CLUB	105.00	0.00	0.00	0.00
		\$ 105.00	\$ 0.00	\$ 0.00	\$ 0.00
SCC:	9107				
200-9107	HIGH SCHOOL SPANISH CLUB	0.00	420.00	0.00	0.00
		\$ 0.00	\$ 420.00	\$ 0.00	\$ 0.00
SCC:	9108				
200-9108	HIGH SCHOOL LEO CLUB	417.45	816.68	0.00	0.00
		\$ 417.45	\$ 816.68	\$ 0.00	\$ 0.00
SCC:	9114				
200-9114	HIGH SCHOOL STUDENT COUNCIL FUND	6,186.00	2,791.50	25.50	2,176.50
		\$ 6,186.00	\$ 2,791.50	\$ 25.50	\$ 2,176.50
SCC:	9115				
200-9115	HIGH SCHOOL KEY CLUB	891.00	1,745.00	0.00	0.00
		\$ 891.00	\$ 1,745.00	\$ 0.00	\$ 0.00
SCC:	9116				
200-9116	HIGH SCHOOL CHESS CLUB	0.00	0.00	0.00	0.00
		\$ 0.00	\$ 0.00	\$ 0.00	\$ 0.00
SCC:	9119				
200-9119	HIGH SCHOOL YEARBOOK FUND	8,718.00	9,681.00	50.00	910.00
		\$ 8,718.00	\$ 9,681.00	\$ 50.00	\$ 910.00
SCC:	9120				
200-9120	HIGH SCHOOL JOURNALISM FUND	0.00	0.00	0.00	0.00
		\$ 0.00	\$ 0.00	\$ 0.00	\$ 0.00
SCC:	9121				
200-9121	HIGH SCHOOL NATIONAL HONOR SOCIETY	5,770.00	3,943.00	310.00	1,035.00
		\$ 5,770.00	\$ 3,943.00	\$ 310.00	\$ 1,035.00
SCC:	9160				
200-9160	HIGH SCHOOL GERMAN CLUB	0.00	0.00	0.00	0.00
		\$ 0.00	\$ 0.00	\$ 0.00	\$ 0.00
SCC:	9201				
200-9201	JUNIOR HIGH ART CLUB	777.18	0.00	0.00	0.00
		\$ 777.18	\$ 0.00	\$ 0.00	\$ 0.00
SCC:	9204				
200-9204	JUNIOR HIGH STUDENT COUNCIL FUND	1,266.00	1,444.00	498.00	498.00
		\$ 1,266.00	\$ 1,444.00	\$ 498.00	\$ 498.00

Reporting Period: March 2024 (FY 2024)

4/10/24 12:47 PM

As Of Period: 03/31/2024

LEXINGTON LOCAL SCHOOLS
Revenue Account Summary

Fund-SCC	Description	FYTDReceivable	FYTD Received	MTD Received	YTD Received
SCC:	9205				
200-9205	JUNIOR HIGH LIBRARY CLUB	\$ 0.00	\$ 0.00	\$ 0.00	\$ 0.00
		\$ 0.00	\$ 0.00	\$ 0.00	\$ 0.00
SCC:	9301				
200-9301	EASTERN ELEMENTARY STUDENT ACTIVITY FUND	3,476.77	0.00	0.00	0.00
		\$ 3,476.77	\$ 0.00	\$ 0.00	\$ 0.00
SCC:	9302				
200-9302	EASTERN ELEMENTARY ROBOTICS FUND	0.00	0.00	0.00	0.00
		\$ 0.00	\$ 0.00	\$ 0.00	\$ 0.00
SCC:	9401				
200-9401	CENTRAL ELEMENTARY STUDENT ACTIVITY FUND	0.00	0.00	0.00	0.00
		\$ 0.00	\$ 0.00	\$ 0.00	\$ 0.00
SCC:	9611				
200-9611	HIGH SCHOOL INFORMED TEENS FUND	0.00	103.82	0.00	79.55
		\$ 0.00	\$ 103.82	\$ 0.00	\$ 79.55
SCC:	9612				
200-9612	JUNIOR HIGH INFORMED TEENS FUND	1,154.22	21.78	11.64	11.64
		\$ 1,154.22	\$ 21.78	\$ 11.64	\$ 11.64
SCC:	9106				
300-9106	HIGH SCHOOL INTRAMURALS	0.00	0.00	0.00	0.00
		\$ 0.00	\$ 0.00	\$ 0.00	\$ 0.00
SCC:	9115				
300-9115	JAZZ BAND	0.00	0.00	0.00	0.00
		\$ 0.00	\$ 0.00	\$ 0.00	\$ 0.00
SCC:	9116				
300-9116	CHOIR	0.00	0.00	0.00	0.00
		\$ 0.00	\$ 0.00	\$ 0.00	\$ 0.00
SCC:	9206				
300-9206	JUNIOR HIGH PHYS ED DEPARTMENT FUND	786.00	0.00	0.00	0.00
		\$ 786.00	\$ 0.00	\$ 0.00	\$ 0.00
SCC:	9210				
300-9210	JR HIGH INSTRUMENTAL	0.00	0.00	0.00	0.00
		\$ 0.00	\$ 0.00	\$ 0.00	\$ 0.00
SCC:	9600				
300-9600	ATHLETIC FUND	256,500.00	234,131.95	8,952.31	48,445.74
		\$ 256,500.00	\$ 234,131.95	\$ 8,952.31	\$ 48,445.74

Reporting Period: March 2024 (FY 2024)

4/10/24 12:47 PM

As Of Period: 03/31/2024

LEXINGTON LOCAL SCHOOLS
Revenue Account Summary

Fund-SCC	Description	FYTDReceivable	FYTD Received	MTD Received	YTD Received
300-9601	ATHLETIC CAPITAL FUND	\$ 37,000.00	\$ 33,500.00	\$ 0.00	\$ 0.00
		\$ 37,000.00	\$ 33,500.00	\$ 0.00	\$ 0.00
SCC:	9602				
300-9602	ORCHESTRA	0.00	0.00	0.00	0.00
		\$ 0.00	\$ 0.00	\$ 0.00	\$ 0.00
SCC:	9603				
300-9603	ELEMENTARY MUSIC	0.00	0.00	0.00	0.00
		\$ 0.00	\$ 0.00	\$ 0.00	\$ 0.00
SCC:	9605				
300-9605	BAND	0.00	0.00	0.00	0.00
		\$ 0.00	\$ 0.00	\$ 0.00	\$ 0.00
SCC:	9020				
451-9020	Network Connectivity FY 2020	0.00	0.00	0.00	0.00
		\$ 0.00	\$ 0.00	\$ 0.00	\$ 0.00
SCC:	9021				
451-9021	Network Connectivity FY 2021	0.00	0.00	0.00	0.00
		\$ 0.00	\$ 0.00	\$ 0.00	\$ 0.00
SCC:	9022				
451-9022	Network Connectivity FY2022	0.00	0.00	0.00	0.00
		\$ 0.00	\$ 0.00	\$ 0.00	\$ 0.00
SCC:	9023				
451-9023	DATA COMMUNICATION FUND	9,000.00	230.50	0.00	0.00
		\$ 9,000.00	\$ 230.50	\$ 0.00	\$ 0.00
SCC:	9024				
451-9024	DATA COMMUNICATION FUND	0.00	9,757.15	5,257.15	5,257.15
		\$ 0.00	\$ 9,757.15	\$ 5,257.15	\$ 5,257.15
SCC:	9922				
451-9922	Emergency Connectivity FY2022	0.00	0.00	0.00	0.00
		\$ 0.00	\$ 0.00	\$ 0.00	\$ 0.00
SCC:	0000				
467-0000	STUDENT WELLNESS AND SUCCESS FUND	0.00	0.00	0.00	0.00
		\$ 0.00	\$ 0.00	\$ 0.00	\$ 0.00
SCC:	9020				
499-9020	SCHOOL SAFETY GRANT FY20	0.00	0.00	0.00	0.00
		\$ 0.00	\$ 0.00	\$ 0.00	\$ 0.00
SCC:	9021				
499-9021	SCHOOL SAFETY GRANT FY21	0.00	0.00	0.00	0.00
		\$ 0.00	\$ 0.00	\$ 0.00	\$ 0.00
SCC:	9022				
499-9022	SCHOOL SAFETY GRANT FY22	0.00	0.00	0.00	0.00

Reporting Period: March 2024 (FY 2024)

4/10/24 12:47 PM

As Of Period: 03/31/2024

LEXINGTON LOCAL SCHOOLS
Revenue Account Summary

Fund-SCC	Description	FYTDReceivable	FYTD Received	MTD Received	YTD Received
SCC:	9023	\$ 0.00	\$ 0.00	\$ 0.00	\$ 0.00
499-9023	MISCELLANEOUS STATE GRANT FUND	\$ 0.00	\$ 0.00	\$ 0.00	\$ 0.00
		\$ 0.00	\$ 0.00	\$ 0.00	\$ 0.00
SCC:	9024				
499-9024	MISCELLANEOUS STATE GRANT FUND	0.00	10,084.58	0.00	10,084.58
		\$ 0.00	\$ 10,084.58	\$ 0.00	\$ 10,084.58
SCC:	9101				
499-9101	STATE GRANT 2001 READING IMPROV.INCENT-CENTRA	0.00	0.00	0.00	0.00
		\$ 0.00	\$ 0.00	\$ 0.00	\$ 0.00
SCC:	9121				
499-9121	SCHOOL BUS PURCHASE PROGRAM	0.00	0.00	0.00	0.00
		\$ 0.00	\$ 0.00	\$ 0.00	\$ 0.00
SCC:	9122				
499-9122	SCHOOL BUS PURCHASE PROGRAM	0.00	0.00	0.00	0.00
		\$ 0.00	\$ 0.00	\$ 0.00	\$ 0.00
SCC:	9123				
499-9123	MISCELLANEOUS STATE GRANT FUND	0.00	0.00	0.00	0.00
		\$ 0.00	\$ 0.00	\$ 0.00	\$ 0.00
SCC:	9922				
499-9922	MISCELLANEOUS STATE GRANT FUND	0.00	0.00	0.00	0.00
		\$ 0.00	\$ 0.00	\$ 0.00	\$ 0.00
SCC:	9913				
506-9913	OHIO RESIDENT EDUCATOR PROGRAM	0.00	0.00	0.00	0.00
		\$ 0.00	\$ 0.00	\$ 0.00	\$ 0.00
SCC:	9914				
506-9914	OHIO RESIDENT EDUCATOR PROGRAM	0.00	0.00	0.00	0.00
		\$ 0.00	\$ 0.00	\$ 0.00	\$ 0.00
SCC:	0000				
507-0000	ELEMENTARY AND SECONDARY SCHOOL EMERGENCY RELIEF FUND	0.00	0.00	0.00	0.00
		\$ 0.00	\$ 0.00	\$ 0.00	\$ 0.00
SCC:	9021				
507-9021	ESSER FUNDING FY21	0.00	0.00	0.00	0.00
		\$ 0.00	\$ 0.00	\$ 0.00	\$ 0.00
SCC:	9022				

Reporting Period: March 2024 (FY 2024)
 As Of Period: 03/31/2024

4/10/24 12:47 PM

LEXINGTON LOCAL SCHOOLS
Revenue Account Summary

Fund-SCC	Description	FYTDReceivable	FYTD Received	MTD Received	YTD Received
507-9022	ESSER ARP FUNDING	\$ 626,273.39	\$ 599,769.27	\$ 30,683.13	\$ 59,340.79
		\$ 626,273.39	\$ 599,769.27	\$ 30,683.13	\$ 59,340.79
SCC:	9023				
507-9023	ELEMENTARY AND SECONDARY SCHOOL EMERGENCY RELIEF FUND	0.00	0.00	0.00	0.00
		\$ 0.00	\$ 0.00	\$ 0.00	\$ 0.00
SCC:	9024				
507-9024	ELEMENTARY AND SECONDARY SCHOOL EMERGENCY RELIEF FUND	0.00	0.00	0.00	0.00
		\$ 0.00	\$ 0.00	\$ 0.00	\$ 0.00
SCC:	9921				
507-9921	ESSER II FUNDING	0.00	0.00	0.00	0.00
		\$ 0.00	\$ 0.00	\$ 0.00	\$ 0.00
SCC:	9021				
510-9021	CRF FUNDING FY21	0.00	0.00	0.00	0.00
		\$ 0.00	\$ 0.00	\$ 0.00	\$ 0.00
SCC:	9020				
516-9020	IDEA-B SPECIAL EDUCATION FY20	0.00	0.00	0.00	0.00
		\$ 0.00	\$ 0.00	\$ 0.00	\$ 0.00
SCC:	9021				
516-9021	IDEA-B SPECIAL EDUCATION FY21	0.00	0.00	0.00	0.00
		\$ 0.00	\$ 0.00	\$ 0.00	\$ 0.00
SCC:	9022				
516-9022	IDEA-B SPECIAL EDUCATION FY22	0.00	0.00	0.00	0.00
		\$ 0.00	\$ 0.00	\$ 0.00	\$ 0.00
SCC:	9023				
516-9023	IDEA PART B GRANTS	0.00	0.00	0.00	0.00
		\$ 0.00	\$ 0.00	\$ 0.00	\$ 0.00
SCC:	9024				
516-9024	IDEA PART B GRANTS	548,857.90	493,768.05	64,686.89	173,521.11
		\$ 548,857.90	\$ 493,768.05	\$ 64,686.89	\$ 173,521.11
SCC:	9025				
516-9025	IDEA PART B GRANTS	0.00	0.00	0.00	0.00
		\$ 0.00	\$ 0.00	\$ 0.00	\$ 0.00
SCC:	9922				
516-9922	IDEA PART B GRANTS	0.00	0.00	0.00	0.00
		\$ 0.00	\$ 0.00	\$ 0.00	\$ 0.00
SCC:	9020				
572-9020	TITLE I FY20	0.00	0.00	0.00	0.00
		\$ 0.00	\$ 0.00	\$ 0.00	\$ 0.00

Reporting Period: March 2024 (FY 2024)
 As Of Period: 03/31/2024

4/10/24 12:47 PM

**LEXINGTON LOCAL SCHOOLS
 Revenue Account Summary**

Fund-SCC	Description	FYTDReceivable	FYTD Received	MTD Received	YTD Received
SCC:	9021				
572-9021	TITLE I FY21	\$ 0.00	\$ 0.00	\$ 0.00	\$ 0.00
		\$ 0.00	\$ 0.00	\$ 0.00	\$ 0.00
SCC:	9022				
572-9022	TITLE I FY22	0.00	0.00	0.00	0.00
		\$ 0.00	\$ 0.00	\$ 0.00	\$ 0.00
SCC:	9023				
572-9023	TITLE I DISADVANTAGED CHILDREN	3,243.26	3,243.26	0.00	0.00
		\$ 3,243.26	\$ 3,243.26	\$ 0.00	\$ 0.00
SCC:	9024				
572-9024	TITLE I DISADVANTAGED CHILDREN	270,230.63	155,163.78	24,667.60	74,045.85
		\$ 270,230.63	\$ 155,163.78	\$ 24,667.60	\$ 74,045.85
SCC:	9921				
572-9921	EOEC	0.00	0.00	0.00	0.00
		\$ 0.00	\$ 0.00	\$ 0.00	\$ 0.00
SCC:	9922				
572-9922	TITLE I DISADVANTAGED CHILDREN	0.00	0.00	0.00	0.00
		\$ 0.00	\$ 0.00	\$ 0.00	\$ 0.00
SCC:	9923				
572-9923	TITLE I DISADVANTAGED CHILDREN	0.00	0.00	0.00	0.00
		\$ 0.00	\$ 0.00	\$ 0.00	\$ 0.00
SCC:	9022				
584-9022	TITLE IV FY22	0.00	0.00	0.00	0.00
		\$ 0.00	\$ 0.00	\$ 0.00	\$ 0.00
SCC:	9023				
584-9023	TITLE IV, PART A, STUDENT SUPPORT AND ACADEMIC ENRICHMENT PROGRAMS	0.00	0.00	0.00	0.00
		\$ 0.00	\$ 0.00	\$ 0.00	\$ 0.00
SCC:	9024				
584-9024	TITLE IV, PART A, STUDENT SUPPORT AND ACADEMIC ENRICHMENT PROGRAMS	20,671.03	18,603.92	0.00	18,603.92
		\$ 20,671.03	\$ 18,603.92	\$ 0.00	\$ 18,603.92
SCC:	9924				
584-9924	TITLE IV, PART A, STUDENT SUPPORT AND ACADEMIC ENRICHMENT PROGRAMS	67,818.24	0.00	0.00	0.00
		\$ 67,818.24	\$ 0.00	\$ 0.00	\$ 0.00
SCC:	9020				

Reporting Period: March 2024 (FY 2024)

4/10/24 12:47 PM

As Of Period: 03/31/2024

LEXINGTON LOCAL SCHOOLS
Revenue Account Summary

Fund-SCC	Description	FYTDReceivable	FYTD Received	MTD Received	YTD Received
587-9020	EARLY CHILDHOOD SPECIAL EDUCATION IDEA FY20	\$ 0.00	\$ 0.00	\$ 0.00	\$ 0.00
SCC:	9021	\$ 0.00	\$ 0.00	\$ 0.00	\$ 0.00
587-9021	EARLY CHILDHOOD SPECIAL EDUCATION IDEA FY21	0.00	0.00	0.00	0.00
SCC:	9022	\$ 0.00	\$ 0.00	\$ 0.00	\$ 0.00
587-9022	EARLY CHILDHOOD SPECIAL EDUCATION IDEA FY22	0.00	0.00	0.00	0.00
SCC:	9023	\$ 0.00	\$ 0.00	\$ 0.00	\$ 0.00
587-9023	IDEA PRESCHOOL-HANDICAPPED	0.00	0.00	0.00	0.00
SCC:	9024	\$ 0.00	\$ 0.00	\$ 0.00	\$ 0.00
587-9024	IDEA PRESCHOOL-HANDICAPPED	24,547.56	16,078.96	0.00	15,849.02
SCC:	9922	\$ 24,547.56	\$ 16,078.96	\$ 0.00	\$ 15,849.02
587-9922	IDEA PRESCHOOL-HANDICAPPED	0.00	0.00	0.00	0.00
SCC:	9923	\$ 0.00	\$ 0.00	\$ 0.00	\$ 0.00
587-9923	IDEA PRESCHOOL-HANDICAPPED	0.00	0.00	0.00	0.00
SCC:	9020	\$ 0.00	\$ 0.00	\$ 0.00	\$ 0.00
590-9020	TITLE II-A IMPROVING TEACHER QUALITY FY20	0.00	0.00	0.00	0.00
SCC:	9021	\$ 0.00	\$ 0.00	\$ 0.00	\$ 0.00
590-9021	TITLE II-A IMPROVING TEACHER QUALITY FY21	0.00	0.00	0.00	0.00
SCC:	9022	\$ 0.00	\$ 0.00	\$ 0.00	\$ 0.00
590-9022	TITLE II-A IMPROVING TEACHER QUALITY FY22	0.00	0.00	0.00	0.00
SCC:	9023	\$ 0.00	\$ 0.00	\$ 0.00	\$ 0.00
590-9023	IMPROVING TEACHER QUALITY	0.00	0.00	0.00	0.00
SCC:	9024	\$ 0.00	\$ 0.00	\$ 0.00	\$ 0.00
590-9024	IMPROVING TEACHER QUALITY	59,516.83	54,892.00	6,507.21	26,143.59
SCC:	9020	\$ 59,516.83	\$ 54,892.00	\$ 6,507.21	\$ 26,143.59
599-9020	TITLE IV FY20	0.00	0.00	0.00	0.00

Reporting Period: March 2024 (FY 2024)

4/10/24 12:47 PM

As Of Period: 03/31/2024

LEXINGTON LOCAL SCHOOLS
Revenue Account Summary

Fund-SCC	Description	FYTDReceivable	FYTD Received	MTD Received	YTD Received
SCC:	9021	\$ 0.00	\$ 0.00	\$ 0.00	\$ 0.00
599-9021	TITLE IV FY21	\$ 0.00	\$ 0.00	\$ 0.00	\$ 0.00
		\$ 0.00	\$ 0.00	\$ 0.00	\$ 0.00
SCC:	9023				
599-9023	MISCELLANEOUS FED. GRANT FUND	0.00	0.00	0.00	0.00
		\$ 0.00	\$ 0.00	\$ 0.00	\$ 0.00
SCC:	9921				
599-9921	RICHLAND COUNTY MOBILE HOT SPOT GRANT	0.00	0.00	0.00	0.00
		\$ 0.00	\$ 0.00	\$ 0.00	\$ 0.00
SCC:	9922				
599-9922	MISCELLANEOUS FED. GRANT FUND	0.00	0.00	0.00	0.00
		\$ 0.00	\$ 0.00	\$ 0.00	\$ 0.00
SCC:	9923				
599-9923	MISCELLANEOUS FED. GRANT FUND	0.00	0.00	0.00	0.00
		\$ 0.00	\$ 0.00	\$ 0.00	\$ 0.00
Grand Total		\$ 37,350,752.68	\$ 26,884,729.42	\$ 2,553,390.43	\$ 8,931,708.67

Reporting Period: March 2024 (FY 2024)

4/10/24 12:49 PM

As Of Period: 03/31/2024

LEXINGTON LOCAL SCHOOLS Appropriation Summary Report

Fund-SCC	Description	FYTD Appropriated	Prior Year Encumbrance	FYTD Expendable	FYTD Expended	MTD Expended	Encumbrance	Future Encumbrance	FYTD Unencumbered	Percent Expended/Encumbered
001-0000	GENERAL FUND	\$ 26,590,833.94	\$ 739,150.34	\$ 27,329,984.28	\$ 20,519,997.40	\$ 2,335,261.59	\$ 1,143,884.48	\$ 0.00	\$ 5,666,102.40	79.27 %
001-9412	GENERAL BUDGET RESERVE SET-ASIDE-1%/BWC	0.00	0.00	0.00	0.00	0.00	0.00	0.00	0.00	0.00
002-0000	BOND RETIREMENT FUND	3,131,594.96	0.00	3,131,594.96	3,048,169.58	892,827.92	0.00	0.00	83,425.38	97.34
003-0000	PERMANENT IMPROVEMENT FUND	751,829.99	28,584.00	780,413.99	764,069.36	3,179.11	75,892.44	0.00	(59,547.81)	107.63
004-0000	LFI BUILDING FUND	68,142.75	353,257.39	421,400.14	56,940.36	0.00	327,332.97	0.00	37,126.81	91.19
006-0000	FOOD SERVICE FUND	910,073.80	1,046.03	911,119.83	742,334.31	90,743.68	8,600.85	0.00	160,184.67	82.42
007-9100	LEXINGTON MINUTEMEN ACADEMIC SCHOLARSHIP FUND	15,000.00	4,050.00	19,050.00	17,500.00	3,000.00	3,000.00	0.00	(1,450.00)	107.61
007-9800	TERRY McCAMMON SCHOLARSHIP FUND	0.00	0.00	0.00	0.00	0.00	0.00	0.00	0.00	0.00
007-9801	MINUTEMAN ALUMNI SCHOLARSHIP FUND	0.00	0.00	0.00	0.00	0.00	0.00	0.00	0.00	0.00
007-9999	LEXINGTON SCHOOLS TRUST FUND	0.00	0.00	0.00	0.00	0.00	0.00	0.00	0.00	0.00
010-0000	CLASSROOM FACILITIES CONSTRUCTION FUND	92,114.92	581,641.28	673,756.20	189,218.00	0.00	363,685.83	0.00	120,852.37	82.06
018-9100	HIGH SCHOOL PRINCIPAL'S FUND	6,200.00	49.48	6,249.48	5,770.33	659.91	1,012.09	0.00	(532.94)	108.53
018-9101	HIGH SCHOOL FLOWER FUND	0.00	0.00	0.00	0.00	0.00	0.00	0.00	0.00	0.00
018-9102	PUBLIC SCHOOL SUPPORT	0.00	0.00	0.00	0.00	0.00	0.00	0.00	0.00	0.00
018-9200	JUNIOR HIGH PRINCIPAL'S FUND	1,500.00	130.50	1,630.50	1,504.63	591.13	193.13	0.00	(67.26)	104.13
018-9300	EASTERN PRINCIPAL'S FUND	7,000.00	534.40	7,534.40	9,990.77	512.44	2,255.31	0.00	(4,711.68)	162.54
018-9301	EASTERN ELEMENTARY BOOKFAIR/BOXTOP S FUND	4,000.00	1,000.00	5,000.00	2,821.16	0.00	2,178.84	0.00	0.00	100.00
018-9302	EASTERN ELEMENTARY	0.00	0.00	0.00	0.00	0.00	0.00	0.00	0.00	0.00

Reporting Period: March 2024 (FY 2024)

4/10/24 12:49 PM

As Of Period: 03/31/2024

LEXINGTON LOCAL SCHOOLS Appropriation Summary Report

Fund-SCC	Description	FYTD Appropriated	Prior Year Encumbrance	FYTD Expendable	FYTD Expended	MTD Expended	Encumbrance	Future Encumbrance	FYTD Unencumbered	Percent Expended/Encumbered
018-9303	MATH EASTERN RUN CLUB	\$ 1,000.00	\$ 204.86	\$ 1,204.86	\$ 1,104.85	\$ 0.00	\$ 189.15	\$ 0.00	\$ (89.14)	107.40 %
018-9400	CENTRAL PRINCIPAL'S FUND	3,600.00	1,042.21	4,642.21	3,028.51	514.98	526.21	0.00	1,087.49	76.57
018-9401	CENTRAL ELEMENTARY BOOKFAIR FUND	5,000.00	0.00	5,000.00	2,514.86	0.00	0.00	0.00	2,485.14	50.30
018-9402	CENTRAL ELEMENTARY ART	250.00	0.00	250.00	0.00	0.00	0.00	0.00	250.00	0.00
018-9500	WESTERN PRINCIPAL'S FUND	3,600.00	448.50	4,048.50	3,944.55	655.10	2,046.14	0.00	(1,942.19)	147.97
018-9501	WESTERN ELEMENTARY BOOKFAIR/BOXTOP S FUND	4,700.00	0.00	4,700.00	0.00	0.00	0.00	0.00	4,700.00	0.00
018-9502	HIGH SCHOOL ACADEMIC BOOSTERS FUND	0.00	0.00	0.00	0.00	0.00	0.00	0.00	0.00	0.00
018-9503	WESTERN ELEMENTARY ART	812.30	0.00	812.30	0.00	0.00	0.00	0.00	812.30	0.00
018-9602	JUNIOR HIGH ACADEMIC BOOSTERS FUND	0.00	0.00	0.00	0.00	0.00	0.00	0.00	0.00	0.00
018-9901	JUNIOR HIGH TEACHER ADVISORY FUND	95.30	0.00	95.30	0.00	0.00	0.00	0.00	95.30	0.00
019-9001	ACADEMIC BOOSTERS GRANTS	0.00	0.00	0.00	0.00	0.00	0.00	0.00	0.00	0.00
019-9121	CENTRAL ELEMENTARY PTO GRANTS	1,500.00	0.00	1,500.00	0.00	0.00	0.00	0.00	1,500.00	0.00
019-9122	EASTERN ELEMENTARY PTO GRANTS	1,500.00	0.00	1,500.00	0.00	0.00	0.00	0.00	1,500.00	0.00
019-9123	WESTERN ELEMENTARY PTO GRANTS	1,500.00	0.00	1,500.00	0.00	0.00	0.00	0.00	1,500.00	0.00
019-9200	RICHLAND COUNTY FOUNDATION GRANT PLAYGROUND	200.00	0.00	200.00	0.00	0.00	200.00	0.00	0.00	100.00
019-9201	RICHLAND COUNTY FOUNDATION GRANT CENTRAL PRID	0.00	0.00	0.00	0.00	0.00	0.00	0.00	0.00	0.00
019-9202	RICHLAND COUNTY FOUNDATION	0.00	0.00	0.00	0.00	0.00	0.00	0.00	0.00	0.00

Reporting Period: March 2024 (FY 2024)

4/10/24 12:49 PM

As Of Period: 03/31/2024

**LEXINGTON LOCAL SCHOOLS
Appropriation Summary Report**

Fund-SCC	Description	FYTD Appropriated	Prior Year Encumbrance	FYTD Expendable	FYTD Expended	MTD Expended	Encumbrance	Future Encumbrance	FYTD Unencumbered	Percent Expended/Encumbered
019-9204	GRANT-HENSEL FY15 RICHLAND COUNTY FOUNDATION GRANT-PELPHREY 15	\$ 0.00	\$ 0.00	\$ 0.00	\$ 0.00	\$ 0.00	\$ 0.00	\$ 0.00	\$ 0.00	0.00 %
019-9205	RICHLAND CO FOUNDATION GRANT-STAINED GLASS 16	0.00	0.00	0.00	0.00	0.00	0.00	0.00	0.00	0.00
019-9206	RICHLAND CO FOUNDATION GRANT-SEASONAL SCIE 16	0.00	0.00	0.00	0.00	0.00	0.00	0.00	0.00	0.00
019-9207	RICHLAND CO FOUNDATION- SCORE COMMON CORE 16	0.00	0.00	0.00	0.00	0.00	0.00	0.00	0.00	0.00
019-9208	RICHLAND CO FOUND-BUILD A COMM OF READERS	0.00	0.00	0.00	0.00	0.00	0.00	0.00	0.00	0.00
019-9209	RICH CO FOUND- LEARN TO READ FOR A LIFETIME	0.00	0.00	0.00	0.00	0.00	0.00	0.00	0.00	0.00
019-9210	RICH CO FOUND- MULTI-SENS APPROACH TO LEARNING	0.00	0.00	0.00	0.00	0.00	0.00	0.00	0.00	0.00
019-9211	RICH CO FOUND- BEE AWARENESS	0.00	0.00	0.00	0.00	0.00	0.00	0.00	0.00	0.00
019-9212	RICH CO FOUND- DONT LET THE PIGEON STOP TALK	0.00	0.00	0.00	0.00	0.00	0.00	0.00	0.00	0.00
019-9213	RICH CO FOUND- BRAIN GAMES 5.0	0.00	0.00	0.00	0.00	0.00	0.00	0.00	0.00	0.00
019-9214	RICH CO FOUND- TALKING SENSE TO OUR NUMBERS	0.00	0.00	0.00	0.00	0.00	0.00	0.00	0.00	0.00
019-9215	RICH CO FOUND- SEE THE CIVILIZATION	0.00	0.00	0.00	0.00	0.00	0.00	0.00	0.00	0.00
019-9216	RICH CO FOUND- SCIENCE OLYMPIAD	0.00	0.00	0.00	0.00	0.00	0.00	0.00	0.00	0.00
019-9217	RICH CO FOUND- KICK BACK WITH CLASSICS	0.00	0.00	0.00	0.00	0.00	0.00	0.00	0.00	0.00

Reporting Period: March 2024 (FY 2024)

4/10/24 12:49 PM

As Of Period: 03/31/2024

**LEXINGTON LOCAL SCHOOLS
Appropriation Summary Report**

Fund-SCC	Description	FYTD Appropriated	Prior Year Encumbrance	FYTD Expendable	FYTD Expended	MTD Expended	Encumbrance	Future Encumbrance	FYTD Unencumbered	Percent Expended/Encumbered
019-9218	RICH CO FOUND- WRITE STUFF STEAM KIT	\$ 0.00	\$ 0.00	\$ 0.00	\$ 0.00	\$ 0.00	\$ 0.00	\$ 0.00	\$ 0.00	0.00 %
019-9219	RICH CO FOUND- CLASSROOM LIBRARY	0.00	0.00	0.00	0.00	0.00	0.00	0.00	0.00	0.00
019-9220	RICH CO FOUND- LEGOS AND BUILDING BLOCKS	0.00	0.00	0.00	0.00	0.00	0.00	0.00	0.00	0.00
019-9221	RICH CO FOUND- SCIENCE DISCOVERY BINS	0.00	0.00	0.00	0.00	0.00	0.00	0.00	0.00	0.00
019-9222	RICH CO FOUND- ONE BIG HAPPY FAMILY	0.00	0.00	0.00	0.00	0.00	0.00	0.00	0.00	0.00
019-9223	RICH CO FOUND- MAKER MAVEN STEM	0.00	0.00	0.00	0.00	0.00	0.00	0.00	0.00	0.00
019-9224	RICH CO FOUND- STEM SNAP CIRCUITS	0.00	0.00	0.00	0.00	0.00	0.00	0.00	0.00	0.00
019-9225	RICH CO FOUND GRANT-STEM MATERIALS SNAP CIRCUITS	0.00	0.00	0.00	0.00	0.00	0.00	0.00	0.00	0.00
019-9226	RICH CO FOUND GRANT-SCIENCE ENRICH FIELD TRIP	0.00	0.00	0.00	0.00	0.00	0.00	0.00	0.00	0.00
019-9227	RICH CO FOUND GRANT-CAREER BOOKS AND ACTIVITIES	0.00	0.00	0.00	0.00	0.00	0.00	0.00	0.00	0.00
019-9228	RICH CO FOUND GRANT-SOCIAL STUDIES MAKERSPACE	0.00	0.00	0.00	0.00	0.00	0.00	0.00	0.00	0.00
019-9229	RICHLAND CO FOUND GRANT- SCIENCE LAB ACTIVITY REVITALIZATION	1,322.53	0.00	1,322.53	1,280.22	0.00	42.31	0.00	0.00	100.00
019-9230	RICHLAND CO FOUND GRANT- STEAMTASTIC LEARNING	1,491.87	0.00	1,491.87	1,490.33	0.00	0.00	0.00	1.54	99.90
019-9231	RICHLAND CO FOUND GRANT- SOCIAL STUDIES BOARD GAME	1,413.47	0.00	1,413.47	1,277.00	0.00	136.47	0.00	0.00	100.00

Reporting Period: March 2024 (FY 2024)

4/10/24 12:49 PM

As Of Period: 03/31/2024

LEXINGTON LOCAL SCHOOLS Appropriation Summary Report

Fund-SCC	Description	FYTD Appropriated	Prior Year Encumbrance	FYTD Expendable	FYTD Expended	MTD Expended	Encumbrance	Future Encumbrance	FYTD Unencumbered	Percent Expended/Encumbered
019-9232	STUDIO RICHLAND CO FOUND GRANT- MARVELOUS MATHEMATICAL THINKING	\$ 1,046.05	\$ 0.00	\$ 1,046.05	\$ 1,037.41	\$ 1,037.41	\$ 8.64	\$ 0.00	\$ 0.00	100.00 %
019-9233	RICHLAND CO FOUND GRANT- FOOTPRINT IMPRESSION LAB PROJECT	1,480.00	0.00	1,480.00	0.00	0.00	0.00	0.00	1,480.00	0.00
019-9234	RICHLAND CO FOUND GRANT- CIRCUIT CRAZE	1,184.63	0.00	1,184.63	1,154.64	0.00	29.99	0.00	0.00	100.00
019-9235	RICHLAND CO FOUND GRANT- NOVELS IN VERSE BOOK CLUB	1,075.65	0.00	1,075.65	1,063.30	0.00	0.00	0.00	12.35	98.85
019-9236	RICHLAND CO FOUND GRANT- CODING EXPRESS BY LEGO EDUCATION	250.00	0.00	250.00	247.95	0.00	0.00	0.00	2.05	99.18
019-9301	RICH CO FOUND/SECO ROBOTICS GRANT (HEIMANN)	31.72	0.00	31.72	0.00	0.00	0.00	0.00	31.72	0.00
019-9302	RICH CO RETIRED TEACHERS ASSOC	150.00	0.00	150.00	0.00	0.00	0.00	0.00	150.00	0.00
019-9303	OHIO POWER GRANT (BERRY)	0.00	0.00	0.00	0.00	0.00	0.00	0.00	0.00	0.00
019-9304	RICHLAND CO RETIRED TEACHERS - HS ENGLISH	200.00	0.00	200.00	0.00	0.00	0.00	0.00	200.00	0.00
019-9305	OTHER GRANT	500.00	0.00	500.00	0.00	0.00	0.00	0.00	500.00	0.00
019-9401	OTHER GRANT	0.00	0.00	0.00	1,083.06	745.19	0.00	0.00	(1,083.06)	0.00
019-9500	DOLLAR GENERAL LIT FOUND - YOUTH LIT FY16	0.00	0.00	0.00	0.00	0.00	0.00	0.00	0.00	0.00
019-9502	RICHLAND CO HMG SENSORY GRANT	0.00	0.00	0.00	0.00	0.00	0.00	0.00	0.00	0.00
019-9616	WALMART TEACHER OF THE YEAR-DANIELLE SAVAGE	0.00	0.00	0.00	0.00	0.00	0.00	0.00	0.00	0.00
022-9601	OHSAA TOURNAMENT	0.00	0.00	0.00	0.00	0.00	0.00	0.00	0.00	0.00

Reporting Period: March 2024 (FY 2024)

4/10/24 12:49 PM

As Of Period: 03/31/2024

LEXINGTON LOCAL SCHOOLS Appropriation Summary Report

Fund-SCC	Description	FYTD Appropriated	Prior Year Encumbrance	FYTD Expendable	FYTD Expended	MTD Expended	Encumbrance	Future Encumbrance	FYTD Unencumbered	Percent Expended/Encumbered
024-0000	AGENCY FUND EMPLOYEE BENEFITS FUND FOR MEDICAL/DENTAL	\$ 5,637,051.47	\$ 303,613.65	\$ 5,940,665.12	\$ 4,397,914.42	\$ 429,890.69	\$ 405,571.27	\$ 0.00	\$ 1,137,179.43	80.86 %
034-0000	OFCC PROJECT MAINTENANCE FUND	95,000.00	0.00	95,000.00	1,391.28	172.39	0.00	0.00	93,608.72	1.46
200-9101	HIGH SCHOOL ART CLUB	0.00	0.00	0.00	0.00	0.00	0.00	0.00	0.00	0.00
200-9102	HIGH SCHOOL DRAMA CLUB	7,500.00	1,658.50	9,158.50	7,525.19	0.00	1,500.00	0.00	133.31	98.54
200-9103	HIGH SCHOOL MATH CLUB	0.00	0.00	0.00	120.00	0.00	0.00	0.00	(120.00)	0.00
200-9104	HIGH SCHOOL LEADERSHIP COUNCIL	0.00	0.00	0.00	579.75	579.75	0.00	0.00	(579.75)	0.00
200-9105	HIGH SCHOOL FRENCH CLUB	0.00	0.00	0.00	0.00	0.00	0.00	0.00	0.00	0.00
200-9107	HIGH SCHOOL SPANISH CLUB	0.00	0.00	0.00	0.00	0.00	585.60	0.00	(585.60)	0.00
200-9108	HIGH SCHOOL LEO CLUB	500.00	601.14	1,101.14	385.18	82.25	259.82	0.00	456.14	58.58
200-9114	HIGH SCHOOL STUDENT COUNCIL FUND	4,200.00	0.00	4,200.00	3,484.17	0.00	515.83	0.00	200.00	95.24
200-9115	HIGH SCHOOL KEY CLUB	1,500.00	0.59	1,500.59	2,170.00	0.00	0.00	0.00	(669.41)	144.61
200-9116	HIGH SCHOOL CHESS CLUB	144.46	0.00	144.46	0.00	0.00	0.00	0.00	144.46	0.00
200-9119	HIGH SCHOOL YEARBOOK FUND	22,000.00	3,959.60	25,959.60	54.73	0.00	4,184.87	0.00	21,720.00	16.33
200-9120	HIGH SCHOOL JOURNALISM FUND	0.00	0.00	0.00	0.00	0.00	0.00	0.00	0.00	0.00
200-9121	HIGH SCHOOL NATIONAL HONOR SOCIETY	5,500.00	0.00	5,500.00	1,602.99	41.99	1,839.00	0.00	2,058.01	62.58
200-9160	HIGH SCHOOL GERMAN CLUB	0.00	0.00	0.00	0.00	0.00	0.00	0.00	0.00	0.00
200-9201	JUNIOR HIGH ART CLUB	1,000.00	0.00	1,000.00	(201.36)	0.00	0.00	0.00	1,201.36	(20.14)
200-9204	JUNIOR HIGH STUDENT COUNCIL FUND	1,500.00	0.00	1,500.00	518.70	55.00	216.50	0.00	764.80	49.01
200-9205	JUNIOR HIGH LIBRARY CLUB	0.00	0.00	0.00	0.00	0.00	0.00	0.00	0.00	0.00
200-9301	EASTERN ELEMENTARY	3,500.00	0.00	3,500.00	885.14	0.00	812.86	0.00	1,802.00	48.51

Reporting Period: March 2024 (FY 2024)

4/10/24 12:49 PM

As Of Period: 03/31/2024

LEXINGTON LOCAL SCHOOLS Appropriation Summary Report

Fund-SCC	Description	FYTD Appropriated	Prior Year Encumbrance	FYTD Expendable	FYTD Expended	MTD Expended	Encumbrance	Future Encumbrance	FYTD Unencumbered	Percent Expended/Encumbered
200-9302	STUDENT ACTIVITY FUND EASTERN ELEMENTARY ROBOTICS FUND	\$ 500.00	\$ 0.00	\$ 500.00	\$ 0.00	\$ 0.00	\$ 0.00	\$ 0.00	\$ 500.00	0.00 %
200-9401	CENTRAL ELEMENTARY STUDENT ACTIVITY FUND	0.00	0.00	0.00	0.00	0.00	0.00	0.00	0.00	0.00
200-9611	HIGH SCHOOL INFORMED TEENS FUND	500.00	0.00	500.00	372.98	0.00	72.98	0.00	54.04	89.19
200-9612	JUNIOR HIGH INFORMED TEENS FUND	500.00	500.00	1,000.00	106.97	0.00	0.00	0.00	893.03	10.70
300-9106	HIGH SCHOOL INTRAMURALS	0.00	0.00	0.00	0.00	0.00	0.00	0.00	0.00	0.00
300-9115	JAZZ BAND	757.62	0.00	757.62	0.00	0.00	0.00	0.00	757.62	0.00
300-9116	CHOIR	1,000.00	0.00	1,000.00	0.00	0.00	0.00	0.00	1,000.00	0.00
300-9206	JUNIOR HIGH PHYS ED DEPARTMENT FUND	1,000.00	0.00	1,000.00	164.23	81.44	1,386.21	0.00	(550.44)	155.04
300-9210	JR HIGH INSTRUMENTAL	0.00	0.00	0.00	0.00	0.00	0.00	0.00	0.00	0.00
300-9600	ATHLETIC FUND	256,390.00	1,046.94	257,436.94	236,622.95	12,668.92	79,785.55	0.00	(58,971.56)	122.91
300-9601	ATHLETIC CAPITAL FUND	50,000.00	26,274.44	76,274.44	33,465.00	0.00	0.00	0.00	42,809.44	43.87
300-9602	ORCHESTRA	0.00	0.00	0.00	0.00	0.00	0.00	0.00	0.00	0.00
300-9603	ELEMENTARY MUSIC	0.00	0.00	0.00	0.00	0.00	0.00	0.00	0.00	0.00
300-9605	BAND	0.00	0.00	0.00	0.00	0.00	0.00	0.00	0.00	0.00
451-9020	Network Connectivity FY 2020	0.00	0.00	0.00	0.00	0.00	0.00	0.00	0.00	0.00
451-9021	Network Connectivity FY 2021	0.00	0.00	0.00	0.00	0.00	0.00	0.00	0.00	0.00
451-9022	Network Connectivity FY2022	0.00	0.00	0.00	0.00	0.00	0.00	0.00	0.00	0.00
451-9023	DATA COMMUNICATION FUND	9,000.00	0.00	9,000.00	230.50	0.00	0.00	0.00	8,769.50	2.56
451-9024	DATA COMMUNICATION FUND	0.00	0.00	0.00	9,000.00	0.00	0.00	0.00	(9,000.00)	0.00
451-9922	Emergency Connectivity FY2022	0.00	0.00	0.00	0.00	0.00	0.00	0.00	0.00	0.00

Reporting Period: March 2024 (FY 2024)

4/10/24 12:49 PM

As Of Period: 03/31/2024

**LEXINGTON LOCAL SCHOOLS
Appropriation Summary Report**

Fund-SCC	Description	FYTD Appropriated	Prior Year Encumbrance	FYTD Expendable	FYTD Expended	MTD Expended	Encumbrance	Future Encumbrance	FYTD Unencumbered	Percent Expended/Encumbered
467-0000	STUDENT WELLNESS AND SUCCESS FUND	\$ 0.00	\$ 0.00	\$ 0.00	\$ 0.00	\$ 0.00	\$ 0.00	\$ 0.00	\$ 0.00	0.00 %
499-9020	SCHOOL SAFETY GRANT FY20	0.00	0.00	0.00	0.00	0.00	0.00	0.00	0.00	0.00
499-9021	SCHOOL SAFETY GRANT FY21	0.00	0.00	0.00	0.00	0.00	0.00	0.00	0.00	0.00
499-9022	SCHOOL SAFETY GRANT FY22	0.00	0.00	0.00	0.00	0.00	0.00	0.00	0.00	0.00
499-9023	MISCELLANEOUS STATE GRANT FUND	0.00	0.00	0.00	0.00	0.00	0.00	0.00	0.00	0.00
499-9024	MISCELLANEOUS STATE GRANT FUND	0.00	0.00	0.00	10,084.58	0.00	0.00	0.00	(10,084.58)	0.00
499-9101	STATE GRANT 2001 READING IMPROV.INCENT-	0.00	0.00	0.00	0.00	0.00	0.00	0.00	0.00	0.00
499-9121	SCHOOL BUS PURCHASE PROGRAM	0.00	0.00	0.00	0.00	0.00	0.00	0.00	0.00	0.00
499-9122	SCHOOL BUS PURCHASE PROGRAM	0.00	0.00	0.00	0.00	0.00	0.00	0.00	0.00	0.00
499-9123	MISCELLANEOUS STATE GRANT FUND	0.00	0.00	0.00	0.00	0.00	0.00	0.00	0.00	0.00
499-9922	MISCELLANEOUS STATE GRANT FUND	0.00	0.00	0.00	0.00	0.00	0.00	0.00	0.00	0.00
506-9913	OHIO RESIDENT EDUCATOR PROGRAM	0.00	0.00	0.00	0.00	0.00	0.00	0.00	0.00	0.00
506-9914	OHIO RESIDENT EDUCATOR PROGRAM	0.00	0.00	0.00	0.00	0.00	0.00	0.00	0.00	0.00
507-0000	ELEMENTARY AND SECONDARY SCHOOL EMERGENCY RELIEF FUND	0.00	0.00	0.00	0.00	0.00	0.00	0.00	0.00	0.00
507-9021	ESSER FUNDING FY21	0.00	0.00	0.00	0.00	0.00	0.00	0.00	0.00	0.00
507-9022	ESSER ARP FUNDING	390,884.29	23,874.77	414,759.06	653,152.18	73,676.11	113,217.13	0.00	(351,610.25)	184.77
507-9023	ELEMENTARY AND SECONDARY SCHOOL EMERGENCY	0.00	0.00	0.00	0.00	0.00	0.00	0.00	0.00	0.00

Reporting Period: March 2024 (FY 2024)

4/10/24 12:49 PM

As Of Period: 03/31/2024

LEXINGTON LOCAL SCHOOLS Appropriation Summary Report

Fund-SCC	Description	FYTD Appropriated	Prior Year Encumbrance	FYTD Expendable	FYTD Expended	MTD Expended	Encumbrance	Future Encumbrance	FYTD Unencumbered	Percent Expended/Encumbered
507-9024	RELIEF FUND ELEMENTARY AND SECONDARY SCHOOL EMERGENCY RELIEF FUND	\$ 0.00	\$ 0.00	\$ 0.00	\$ 0.00	\$ 0.00	\$ 4,993.06	\$ 0.00	\$ (4,993.06)	0.00 %
507-9921	ESSER II FUNDING	0.00	0.00	0.00	0.00	0.00	0.00	0.00	0.00	0.00
510-9021	CRF FUNDING FY21	0.00	0.00	0.00	0.00	0.00	0.00	0.00	0.00	0.00
516-9020	IDEA-B SPECIAL EDUCATION FY20	0.00	0.00	0.00	0.00	0.00	0.00	0.00	0.00	0.00
516-9021	IDEA-B SPECIAL EDUCATION FY21	0.00	0.00	0.00	0.00	0.00	0.00	0.00	0.00	0.00
516-9022	IDEA-B SPECIAL EDUCATION FY22	3,999.56	0.00	3,999.56	0.00	0.00	0.00	0.00	3,999.56	0.00
516-9023	IDEA PART B GRANTS	544,858.34	0.00	544,858.34	0.00	0.00	0.00	0.00	544,858.34	0.00
516-9024	IDEA PART B GRANTS	0.00	0.00	0.00	610,392.18	116,669.03	516,424.78	0.00	(1,126,816.96)	0.00
516-9025	IDEA PART B GRANTS	0.00	0.00	0.00	0.00	0.00	0.00	0.00	0.00	0.00
516-9922	IDEA PART B GRANTS	0.00	0.00	0.00	0.00	0.00	0.00	0.00	0.00	0.00
572-9020	TITLE I FY20	0.00	0.00	0.00	0.00	0.00	0.00	0.00	0.00	0.00
572-9021	TITLE I FY21	0.00	0.00	0.00	0.00	0.00	0.00	0.00	0.00	0.00
572-9022	TITLE I FY22	6,667.10	0.00	6,667.10	0.00	0.00	0.00	0.00	6,667.10	0.00
572-9023	TITLE I DISADVANTAGED CHILDREN	252,080.51	2,699.37	254,779.88	0.00	0.00	0.00	0.00	254,779.88	0.00
572-9024	TITLE I DISADVANTAGED CHILDREN	0.00	0.00	0.00	179,939.28	24,775.50	36,879.68	0.00	(216,818.96)	0.00
572-9921	EOEC	0.00	0.00	0.00	0.00	0.00	0.00	0.00	0.00	0.00
572-9922	TITLE I DISADVANTAGED CHILDREN	7,000.00	0.00	7,000.00	0.00	0.00	0.00	0.00	7,000.00	0.00
572-9923	TITLE I DISADVANTAGED CHILDREN	1,783.65	0.00	1,783.65	0.00	0.00	0.00	0.00	1,783.65	0.00
584-9022	TITLE IV FY22	0.00	0.00	0.00	0.00	0.00	0.00	0.00	0.00	0.00
584-9023	TITLE IV, PART A, STUDENT SUPPORT AND ACADEMIC ENRICHMENT PROGRAMS	0.00	0.00	0.00	0.00	0.00	0.00	0.00	0.00	0.00
584-9024	TITLE IV, PART A, STUDENT SUPPORT AND ACADEMIC	20,671.03	0.00	20,671.03	20,671.03	0.00	0.00	0.00	0.00	100.00

Reporting Period: March 2024 (FY 2024)

4/10/24 12:49 PM

As Of Period: 03/31/2024

LEXINGTON LOCAL SCHOOLS Appropriation Summary Report

Fund-SCC	Description	FYTD Appropriated	Prior Year Encumbrance	FYTD Expendable	FYTD Expended	MTD Expended	Encumbrance	Future Encumbrance	FYTD Unencumbered	Percent Expended/Encumbered
584-9924	ENRICHMENT PROGRAMS TITLE IV, PART A, STUDENT SUPPORT AND ACADEMIC ENRICHMENT PROGRAMS	\$ 67,818.24	\$ 0.00	\$ 67,818.24	\$ 31,867.66	\$ 31,867.66	\$ 35,950.58	\$ 0.00	\$ 0.00	100.00 %
587-9020	EARLY CHILDHOOD SPECIAL EDUCATION IDEA FY20	0.00	0.00	0.00	0.00	0.00	0.00	0.00	0.00	0.00
587-9021	EARLY CHILDHOOD SPECIAL EDUCATION IDEA FY21	0.00	0.00	0.00	0.00	0.00	0.00	0.00	0.00	0.00
587-9022	EARLY CHILDHOOD SPECIAL EDUCATION IDEA FY22	0.00	0.00	0.00	0.00	0.00	0.00	0.00	0.00	0.00
587-9023	IDEA PRESCHOOL- HANDICAPPED	0.00	2,690.00	2,690.00	0.00	0.00	0.00	0.00	2,690.00	0.00
587-9024	IDEA PRESCHOOL- HANDICAPPED	21,857.56	0.00	21,857.56	17,365.51	10.57	0.00	0.00	4,492.05	79.45
587-9922	IDEA PRESCHOOL- HANDICAPPED	0.00	0.00	0.00	0.00	0.00	0.00	0.00	0.00	0.00
587-9923	IDEA PRESCHOOL- HANDICAPPED	0.00	0.00	0.00	0.00	0.00	0.00	0.00	0.00	0.00
590-9020	TITLE II-A IMPROVING TEACHER QUALITY FY20	0.00	0.00	0.00	0.00	0.00	0.00	0.00	0.00	0.00
590-9021	TITLE II-A IMPROVING TEACHER QUALITY FY21	0.00	0.00	0.00	0.00	0.00	0.00	0.00	0.00	0.00
590-9022	TITLE II-A IMPROVING TEACHER QUALITY FY22	0.00	0.00	0.00	0.00	0.00	0.00	0.00	0.00	0.00
590-9023	IMPROVING TEACHER QUALITY	0.00	0.00	0.00	0.00	0.00	0.00	0.00	0.00	0.00
590-9024	IMPROVING TEACHER QUALITY	59,516.83	0.00	59,516.83	60,995.12	2,728.14	47.20	0.00	(1,525.49)	102.56
599-9020	TITLE IV FY20	0.00	0.00	0.00	0.00	0.00	0.00	0.00	0.00	0.00
599-9021	TITLE IV FY21	0.00	0.00	0.00	0.00	0.00	0.00	0.00	0.00	0.00
599-9023	MISCELLANEOUS FED. GRANT FUND	0.00	0.00	0.00	0.00	0.00	0.00	0.00	0.00	0.00
599-9921	RICHLAND COUNTY	0.00	0.00	0.00	0.00	0.00	0.00	0.00	0.00	0.00

Reporting Period: March 2024 (FY 2024)

4/10/24 12:49 PM

As Of Period: 03/31/2024

LEXINGTON LOCAL SCHOOLS
Appropriation Summary Report

Fund-SCC	Description	FYTD Appropriated	Prior Year Encumbrance	FYTD Expendable	FYTD Expended	MTD Expended	Encumbrance	Future Encumbrance	FYTD Unencumbered	Percent Expended/Encumbered
	MOBILE HOT SPOT GRANT									
599-9922	MISCELLANEOUS FED. GRANT FUND	\$ 0.00	\$ 0.00	\$ 0.00	\$ 0.00	\$ 0.00	\$ 0.00	\$ 0.00	\$ 0.00	0.00 %
599-9923	MISCELLANEOUS FED. GRANT FUND	851.97	38,420.80	39,272.77	39,272.77	(722.54)	841.60	0.00	(841.60)	102.14
Grand Total		\$ 39,089,226.51	\$ 2,116,478.79	\$ 41,205,705.30	\$ 31,697,675.71	\$ 4,022,305.36	\$ 3,136,299.37	\$ 0.00	\$ 6,371,730.22	