

LEXINGTON LOCAL SCHOOLS



FINANCIAL REPORT
FOR THE PERIOD ENDING
MARCH 31, 2023

PREPARED BY
JASON WHITESEL, TREASURER

Gross Depository Balances:

Richland Bank MMA 5719	\$90,686.66
Richland Bank Sweep Acct 3520	\$888,306.34
Richland Bank General Acct 0580	\$301,589.30
Richland Bank Anthem Sweep 3523	\$602,135.71
Richland Bank EE Benefits 3180	\$0.00
Richland Bank Payroll Acct 9780	\$31,059.46
Richland Bank Athletic Acct 3280	\$5,915.00

Total Depository Balances (Gross) \$1,919,692.47

Adjustments to Bank Balance:

Cash in Transit to Bank	\$10,912.25
Outstanding Checks	(\$226,608.55)
Adjustments:	
Outstanding Vision Adjustment	(\$4.04)

Total Adjustments to Bank Balance (\$215,700.34)

Investments:

Treasury Bonds and Notes	\$3,904,031.74
Certificate of Deposits	\$2,394,000.00
Other Securities	\$0.00
Other Investments:	
Richland Bank MMA 5750	\$106,357.65
Richland Bank MMA R252	\$63,678.37
Commercial Paper R252	\$0.00

Total Investments \$6,468,067.76

Cash on Hand:

Petty Cash:	
Treasurer's Office	\$100.00
High School	\$50.00
Junior High School	\$50.00
Eastern, Central, Western	\$200.00
Change Cash:	
Athletic Change	\$3,000.00
Cafeteria Change	\$276.00
Junior High School Change	\$100.00
Central Change	\$100.00
Cash with Fiscal Agent	\$0.00

Total Cash on Hand \$3,876.00

Total Balances \$8,175,935.89

Total Fund Balance \$8,175,935.89

March 01, 2023 through March 31, 2023

Account Name : Lexington Local SD Managing Agency

Account No : 5750

Summary Of Investment Holdings

Shares or Par Value	Investment Category		Avg Unit Cost	Cost Basis	Unit Price	Market Value	Estimated Ann Inc	Current Yield
<u>Money Markets - Taxable</u>								
106,357.65	Northern Instl Government Select Portfolio		1.00	106,357.65	1.00	106,357.65	4,988.17	4.69%
Totals				106,357.65		106,357.65	4,988.17	4.69%
<u>Marketable CDs</u>								
200,000	Capital One Natl Assn Va	0.500%	11/24/2023	100.00	200,000.00	97.09	194,181.60	1,000.00 0.51%
200,000	Luana Savings Bank	0.200%	12/29/2023	100.00	200,000.00	96.36	192,729.80	400.00 0.21%
100,000	Border State Bank	1.100%	03/27/2024	100.00	100,000.00	96.13	96,129.80	1,100.00 1.14%
200,000	Jpmorgan Chase Bk N A	4.700%	04/30/2024	100.00	200,000.00	99.58	199,169.80	9,400.00 4.72%
248,000	Live Oak Banking Company	1.250%	09/13/2024	100.00	248,000.00	94.71	234,870.14	3,100.00 1.32%
200,000	Industrial & Com Bank 0.3	0.350%	02/11/2025	100.00	200,000.00	91.85	183,691.80	700.00 0.38%
150,000	Barclays Bk Del	2.950%	05/12/2025	100.00	150,000.00	96.04	144,052.95	4,425.00 3.07%
248,000	Goldman Sachs Bk USA	0.800%	08/18/2025	100.00	248,000.00	90.80	225,175.32	1,984.00 0.88%
200,000	First Ctzns Bk & Tr Co Rale	4.700%	10/28/2025	100.00	200,000.00	99.47	198,934.00	9,400.00 4.73%
200,000	Morgan Stanley Private Bk N	4.050%	09/30/2026	100.00	200,000.00	96.55	193,104.40	8,100.00 4.19%
200,000	Morgan Stanley Bk N A	4.850%	10/30/2026	100.00	200,000.00	99.95	199,909.60	9,700.00 4.85%
248,000	Somerset Tr Co Pa	4.350%	01/13/2027	100.00	248,000.00	98.08	243,236.66	10,788.00 4.44%
Totals					2,394,000.00		2,305,185.87	60,097.00 2.61%
<u>U.S. Treasury Bills</u>								
300,000	United States Treas Bills		02/22/2024	95.15	285,455.17	96.00	287,995.20	13,299.62 4.62%
Totals					285,455.17		287,995.20	13,299.62 4.62%
<u>U.S. Treasury Bds/Nts</u>								
300,000	United States Treas Nts	3.250%	06/30/2027	98.00	294,000.00	98.18	294,539.10	9,750.00 3.31%
Totals					294,000.00		294,539.10	9,750.00 3.31%
<u>U.S. Govt Agv-Exempt State</u>								
200,000	Federal Home Loan Banks	1.650%	12/28/2023	100.00	200,000.00	97.64	195,288.68	3,300.00 1.69%
200,000	Federal Home Loan Banks	0.220%	05/24/2024	100.00	200,000.00	94.99	189,986.43	440.00 0.23%

March 01, 2023 through March 31, 2023

Account Name : Lexington Local SD Managing Agency

Account No : 5750

Summary Of Investment Holdings

Shares or Par Value	Investment Category		Avg Unit Cost	Cost Basis	Unit Price	Market Value	Estimated Ann Inc	Current Yield
200,000	Federal Home Loan Banks	1.000%	07/19/2024	100.00	200,000.00	95.43	190,851.88	2,000.00 1.05%
200,000	Federal Farm Cr Bks	0.430%	10/15/2024	100.00	200,000.00	94.02	188,034.32	860.00 0.46%
250,000	Federal Home Loan Banks	2.000%	12/17/2024	100.09	250,228.87	96.12	240,291.31	5,000.00 2.08%
200,000	Federal Home Loan Banks	0.500%	09/10/2025	100.00	200,000.00	91.68	183,361.52	1,000.00 0.55%
200,000	Federal Home Loan Banks	0.500%	11/12/2025	100.00	200,000.00	91.29	182,581.11	1,000.00 0.55%
200,000	Federal Home Loan Banks	1.000%	03/30/2026	100.00	200,000.00	91.26	182,511.54	2,000.00 1.10%
200,000	Federal Farm Cr Bks	4.400%	06/22/2026	100.27	200,532.19	98.49	196,971.30	8,800.00 4.47%
300,000	Federal Home Loan Banks	1.125%	09/29/2026	100.09	300,265.51	90.43	271,304.64	3,375.00 1.24%
250,000	Federal Home Loan Banks	1.300%	11/24/2026	99.88	249,687.50	90.43	226,083.48	3,250.00 1.44%
Totals					2,400,714.07		2,247,266.21	31,025.00 1.38%
<u>U.S. Govt Agy-Non-Ex St-Int Only</u>								
200,000	Federal Home Ln Mtg Corp	3.200%	05/16/2025	100.00	200,000.00	97.39	194,783.01	6,400.00 3.29%
225,000	Federal Natl Mtg Assn	0.650%	07/30/2025	99.95	224,887.50	92.34	207,760.16	1,462.50 0.70%
300,000	Federal Farm Cr Bks	5.300%	10/19/2026	99.73	299,175.00	99.52	298,559.23	15,900.00 5.33%
200,000	Federal Home Ln Mtg Corp	5.000%	09/30/2027	99.90	199,800.00	98.70	197,403.94	10,000.00 5.07%
Totals					923,862.50		898,506.34	33,762.50 3.76%
Total Investments					6,404,389.39		6,139,850.37	152,922.29 2.49%
Plus Net Cash							0.00	
Total Market Value							6,139,850.37	

Gain or Loss amounts and transactions, as shown, may not reflect the amount to be used for income tax purposes.

March 01, 2023 through March 31, 2023

Account Name : Lexington Local SD Bond Acct Man Agcy

Account No : R252

Summary Of Investment Holdings

Shares or Par Value	Investment Category	Avg Unit Cost	Cost Basis	Unit Price	Market Value	Estimated Current Ann Inc	Current Yield
Money Markets - Taxable							
63,678.37	Northern Instl Government Select Portfolio	1.00	63,678.37	1.00	63,678.37	2,986.52	4.69%
<i>Totals</i>			63,678.37		63,678.37	2,986.52	4.69%
<i>Total Investments</i>			63,678.37		63,678.37	2,986.52	4.69%
<i>Plus Net Cash</i>					0.00		
<i>Total Market Value</i>					63,678.37		

Gain or Loss amounts and transactions, as shown, may not reflect the amount to be used for income tax purposes.

LEXINGTON LOCAL SCHOOLS
INVESTMENT REPORT FOR THE MONTH ENDING
MARCH 31, 2023

INTEREST EARNED:	THIS MONTH	FISCAL YEAR TO DATE
Richland Bank, General Sweep	\$1,448.02	\$17,846.46
Richland Bank, General MMA	\$416.08	\$41,217.71
Richland Bank, Anthem Sweep	\$972.21	\$6,072.64
Star Ohio	\$0.00	\$0.00
CDs, Bonds, and other investments	\$14,121.30	\$64,056.03
TOTAL INTEREST RECEIVED	\$16,957.61	\$129,192.84

INTEREST EARNED (LEX BOND ACCT)	THIS MONTH	FISCAL YEAR TO DATE
Richland Bank, General Sweep	\$0.00	\$0.00
Richland Bank, General MMA	\$0.00	\$0.00
Richland Bank, Anthem Sweep	\$0.00	\$0.00
Star Ohio	\$0.00	\$0.00
CDs, Bonds, and other investments	\$4,270.41	\$88,558.88
TOTAL INTEREST RECEIVED	\$4,270.41	\$88,558.88

History of Interest Earnings	Fiscal Year	Interest Earnings
	1998	\$ 167,057.52
	1999	\$ 138,113.69
	2000	\$ 157,991.72
	2001	\$ 236,839.79
	2002	\$ 146,052.34
	2003	\$ 63,712.36
	2004	\$ 47,970.95
	2005	\$ 90,719.94
	2006	\$ 158,724.51
	2007	\$ 221,998.86
	2008	\$ 213,660.34
	2009	\$ 95,639.63
	2010	\$ 56,860.22
	2011	\$ 3,001.78
	2012	\$ 3,090.00
	2013	\$ 5,758.97
	2014	\$ 8,349.92
	2015	\$ 11,765.22
	2016	\$ 28,300.22
	2017	\$ 83,194.26
	2018	\$ 133,582.49
	2019	\$ 205,588.68
	2020	\$ 218,228.66
	2021	\$ 85,117.81
	2022	\$ 67,902.15
FISCAL Year To Date	2023	\$129,192.84

Lex Bond Acct Interest Earnings	Fiscal Year	Interest Earnings
	2020	\$526,044.24
	2021	\$507,134.12
	2022	\$43,256.67
FISCAL Year To Date	2023	\$88,558.88

Total Interest Earnings 1998 to Present	\$ 2,778,414.87
--	------------------------



Reporting Period: March 2023 (FY 2023)

4/4/23 1:41 PM

As Of Period: 03/31/2023

LEXINGTON LOCAL SCHOOLS Cash Summary Report

Full Account Code	Description	Initial Cash	MTD Received	FYTD Received	MTD Expended	FYTD Expended	Fund Balance
001-0000	GENERAL FUND	\$ 10,270,343.42	\$ 1,327,100.20	\$ 14,157,248.78	\$ 1,602,398.19	\$ 19,108,491.88	\$ 5,319,100.32
001-9412	GENERAL BUDGET RESERVE SET- ASIDE-1%/BWC	87,928.97	0.00	0.00	0.00	0.00	87,928.97
002-0000	BOND RETIREMENT FUND	1,539,710.73	114,306.01	1,572,179.30	915,925.53	3,094,962.23	16,927.80
003-0000	PERMANENT IMPROVEMENT FUND	157,326.37	23,054.25	346,602.09	182,653.05	705,595.74	(201,667.28)
004-0000	LFI BUILDING FUND	3,783,948.86	1,477.94	31,578.27	12,190.00	3,427,310.08	388,217.05
006-0000	FOOD SERVICE FUND	335,154.02	152,588.96	638,704.91	67,596.45	660,115.14	313,743.79
007-9100	LEXINGTON MINUTEMEN ACADEMIC SCHOLARSHIP FUND	135,500.02	331.28	11,355.83	0.00	13,150.00	133,705.85
010-0000	CLASSROOM FACILITIES CONSTRUCTION FUND	8,914,173.95	2,792.47	56,980.61	235,782.17	8,237,643.38	733,511.18
018-9100	HIGH SCHOOL PRINCIPAL'S FUND	0.00	253.39	3,846.28	666.63	4,973.05	(1,126.77)
018-9101	HIGH SCHOOL FLOWER FUND	0.61	0.00	0.00	0.00	34.00	(33.39)
018-9200	JUNIOR HIGH PRINCIPAL'S FUND	7,955.81	0.00	(204.42)	0.00	1,027.50	6,723.89
018-9300	EASTERN PRINCIPAL'S FUND	2,492.63	60.00	4,980.87	382.86	1,561.65	5,911.85
018-9301	EASTERN ELEMENTARY BOOKFAIR/BOXTOPS FUND	3,616.00	0.00	0.00	0.00	186.83	3,429.17
018-9302	EASTERN ELEMENTARY MATH	1,036.52	0.00	0.00	0.00	0.00	1,036.52
018-9303	EASTERN RUN CLUB	379.86	0.00	1,060.00	0.00	970.13	469.73
018-9400	CENTRAL PRINCIPAL'S FUND	6,831.69	253.09	2,402.95	367.30	1,258.55	7,976.09
018-9401	CENTRAL ELEMENTARY BOOKFAIR FUND	4,379.76	5.00	3,185.47	0.00	1,189.41	6,375.82
018-9402	CENTRAL ELEMENTARY ART	1,941.37	0.00	0.00	0.00	41.60	1,899.77
018-9500	WESTERN PRINCIPAL'S FUND	19,405.20	381.91	3,370.70	535.89	3,343.39	19,432.51
018-9501	WESTERN ELEMENTARY BOOKFAIR/BOXTOPS FUND	4,405.06	417.73	4,178.46	3,911.68	4,043.51	4,540.01
018-9503	WESTERN ELEMENTARY ART	1,986.42	0.00	0.00	0.00	1,174.12	812.30
018-9901	JUNIOR HIGH TEACHER ADVISORY FUND	109.25	0.00	0.00	0.00	13.95	95.30
019-9001	ACADEMIC BOOSTERS GRANTS	769.07	0.00	0.00	0.00	0.00	769.07
019-9121	CENTRAL ELEMENTARY PTO GRANTS	1,845.70	10.99	68.61	0.00	0.00	1,914.31
019-9122	EASTERN ELEMENTARY PTO GRANTS	2,495.94	10.99	1,068.60	0.00	0.00	3,564.54
019-9123	WESTERN ELEMENTARY PTO GRANTS	3,233.76	11.00	2,068.58	0.00	0.00	5,302.34
019-9200	RICHLAND COUNTY FOUNDATION GRANT PLAYGROUND	200.00	0.00	0.00	0.00	0.00	200.00
019-9226	RICH CO FOUND GRANT-SCIENCE ENRICH FIELD TRIP	344.55	0.00	0.00	0.00	253.00	91.55
019-9227	RICH CO FOUND GRANT-CAREER BOOKS AND ACTIVITIES	0.00	0.00	532.00	532.00	532.00	0.00
019-9228	RICH CO FOUND GRANT-SOCIAL STUDIES MAKERSPACE	0.00	0.00	1,490.34	0.00	1,472.82	17.52
019-9301	RICH CO FOUND/SECO ROBOTICS GRANT (HEIMANN)	31.72	0.00	0.00	0.00	0.00	31.72
019-9302	RICH CO RETIRED TEACHERS ASSOC	150.00	0.00	0.00	0.00	0.00	150.00
019-9304	RICHLAND CO RETIRED TEACHERS -	200.00	0.00	0.00	0.00	0.00	200.00

Reporting Period: March 2023 (FY 2023)

4/4/23 1:41 PM

As Of Period: 03/31/2023

LEXINGTON LOCAL SCHOOLS Cash Summary Report

Full Account Code	Description	Initial Cash	MTD Received	FYTD Received	MTD Expended	FYTD Expended	Fund Balance
	HS ENGLISH						
019-9305	OTHER GRANT	\$ 0.00	\$ 500.00	\$ 500.00	\$ 274.83	\$ 274.83	\$ 225.17
022-9601	OHSAA TOURNAMENT AGENCY FUND	15,697.03	0.00	(10,387.25)	0.00	5,309.78	0.00
024-0000	EMPLOYEE BENEFITS FUND FOR MEDICAL/DENTAL	602,251.69	476,068.70	4,068,447.26	544,583.23	4,068,567.28	602,131.67
034-0000	OFCC PROJECT MAINTENANCE FUND	466,338.41	6,208.02	85,634.48	162.94	53,325.34	498,647.55
200-9101	HIGH SCHOOL ART CLUB	372.46	0.00	0.00	0.00	0.00	372.46
200-9102	HIGH SCHOOL DRAMA CLUB	24,795.32	2,206.00	5,266.00	1,714.49	3,629.28	26,432.04
200-9103	HIGH SCHOOL MATH CLUB	52.70	0.00	0.00	0.00	0.00	52.70
200-9104	HIGH SCHOOL LEADERSHIP COUNCIL	681.50	0.00	0.00	0.00	0.00	681.50
200-9105	HIGH SCHOOL FRENCH CLUB	364.75	0.00	105.00	0.00	0.00	469.75
200-9107	HIGH SCHOOL SPANISH CLUB	688.50	0.00	0.00	0.00	0.00	688.50
200-9108	HIGH SCHOOL LEO CLUB	1,952.01	0.00	417.45	56.11	76.07	2,293.39
200-9114	HIGH SCHOOL STUDENT COUNCIL FUND	3,541.88	1,388.00	6,479.00	63.34	3,133.20	6,887.68
200-9115	HIGH SCHOOL KEY CLUB	1,789.17	0.00	891.00	344.00	1,152.12	1,528.05
200-9116	HIGH SCHOOL CHESS CLUB	321.00	0.00	0.00	0.00	0.00	321.00
200-9119	HIGH SCHOOL YEARBOOK FUND	48,496.71	980.00	7,573.00	2,450.15	15,254.95	40,814.76
200-9120	HIGH SCHOOL JOURNALISM FUND	505.44	0.00	0.00	0.00	0.00	505.44
200-9121	HIGH SCHOOL NATIONAL HONOR SOCIETY	0.00	0.00	5,600.00	0.00	3,695.50	1,904.50
200-9201	JUNIOR HIGH ART CLUB	647.48	0.00	277.18	500.00	500.00	424.66
200-9204	JUNIOR HIGH STUDENT COUNCIL FUND	1,346.98	0.00	1,266.00	0.00	812.46	1,800.52
200-9205	JUNIOR HIGH LIBRARY CLUB	77.65	0.00	0.00	0.00	0.00	77.65
200-9301	EASTERN ELEMENTARY STUDENT ACTIVITY FUND	1,281.57	0.00	3,476.77	0.00	3,059.71	1,698.63
200-9302	EASTERN ELEMENTARY ROBOTICS FUND	575.16	0.00	0.00	0.00	0.00	575.16
200-9611	HIGH SCHOOL INFORMED TEENS FUND	903.63	0.00	0.00	0.00	0.00	903.63
200-9612	JUNIOR HIGH INFORMED TEENS FUND	1,053.92	0.00	15.30	0.00	0.00	1,069.22
300-9115	JAZZ BAND	1,512.61	0.00	0.00	0.00	754.99	757.62
300-9116	CHOIR	1,284.95	0.00	0.00	0.00	0.00	1,284.95
300-9206	JUNIOR HIGH PHYS ED DEPARTMENT FUND	3,045.75	0.00	246.00	0.00	0.00	3,291.75
300-9210	JR HIGH INSTRUMENTAL	41.03	0.00	0.00	0.00	0.00	41.03
300-9600	ATHLETIC FUND	9,232.36	1,785.91	225,288.75	15,483.25	204,048.95	30,472.16
300-9601	ATHLETIC CAPITAL FUND	81,136.66	0.00	24,500.00	0.00	0.00	105,636.66
300-9602	ORCHESTRA	63.22	0.00	0.00	0.00	0.00	63.22
300-9603	ELEMENTARY MUSIC	1,572.09	0.00	0.00	0.00	0.00	1,572.09
300-9605	BAND	232.95	0.00	0.00	0.00	0.00	232.95
451-9023	DATA COMMUNICATION FUND	0.00	4,500.00	9,000.00	0.00	9,000.00	0.00

Reporting Period: March 2023 (FY 2023)

As Of Period: 03/31/2023

4/4/23 1:41 PM

LEXINGTON LOCAL SCHOOLS
Cash Summary Report

Full Account Code	Description	Initial Cash	MTD Received	FYTD Received	MTD Expended	FYTD Expended	Fund Balance
467-0000	STUDENT WELLNESS AND SUCCESS FUND	\$ 0.00	\$ 0.00	\$ 0.00	\$ (103.95)	\$ 0.00	\$ 0.00
499-9022	SCHOOL SAFETY GRANT FY22	0.00	(12,497.09)	0.00	0.00	0.00	0.00
499-9023	MISCELLANEOUS STATE GRANT FUND	0.00	12,497.09	12,497.09	0.00	2,709.00	9,788.09
499-9121	SCHOOL BUS PURCHASE PROGRAM	0.00	135,000.00	135,000.00	135,000.00	135,000.00	0.00
507-9022	ESSER ARP FUNDING	(80,743.35)	124,104.24	853,025.34	70,024.78	782,584.57	(10,302.58)
507-9921	ESSER II FUNDING	0.00	0.00	25,447.15	0.00	25,447.15	0.00
516-9022	IDEA-B SPECIAL EDUCATION FY22	(113,767.74)	0.00	117,767.30	0.00	3,999.56	0.00
516-9023	IDEA PART B GRANTS	0.00	116,011.83	460,788.22	70,011.01	476,566.11	(15,777.89)
516-9922	IDEA PART B GRANTS	(5,510.87)	0.00	5,510.87	0.00	0.00	0.00
572-9021	TITLE I FY21	0.00	0.00	0.00	0.00	0.00	0.00
572-9022	TITLE I FY22	(37,107.86)	0.00	43,774.96	0.00	6,667.10	0.00
572-9023	TITLE I DISADVANTAGED CHILDREN	0.00	68,169.58	224,754.46	16,104.88	240,261.62	(15,507.16)
572-9922	TITLE I DISADVANTAGED CHILDREN	0.00	0.00	7,000.00	0.00	7,000.00	0.00
572-9923	TITLE I DISADVANTAGED CHILDREN	0.00	1,783.65	1,783.65	1,783.65	1,783.65	0.00
584-9023	TITLE IV, PART A, STUDENT SUPPORT AND ACADEMIC ENRICHMENT PROGRAMS	0.00	1,934.97	26,154.52	120.48	26,275.00	(120.48)
587-9023	IDEA PRESCHOOL-HANDICAPPED	0.00	2,184.42	8,065.13	520.10	8,065.13	0.00
587-9922	IDEA PRESCHOOL-HANDICAPPED	(2,313.40)	0.00	2,313.40	0.00	0.00	0.00
590-9023	IMPROVING TEACHER QUALITY	0.00	9,588.90	54,037.20	6,190.23	63,537.72	(9,500.52)
599-9023	MISCELLANEOUS FED. GRANT FUND	0.00	0.00	47,992.94	25,746.10	25,746.10	22,246.84
Grand Total		\$ 26,320,310.62	\$ 2,575,469.43	\$ 23,303,206.40	\$ 3,913,971.37	\$ 41,447,581.13	\$ 8,175,935.89

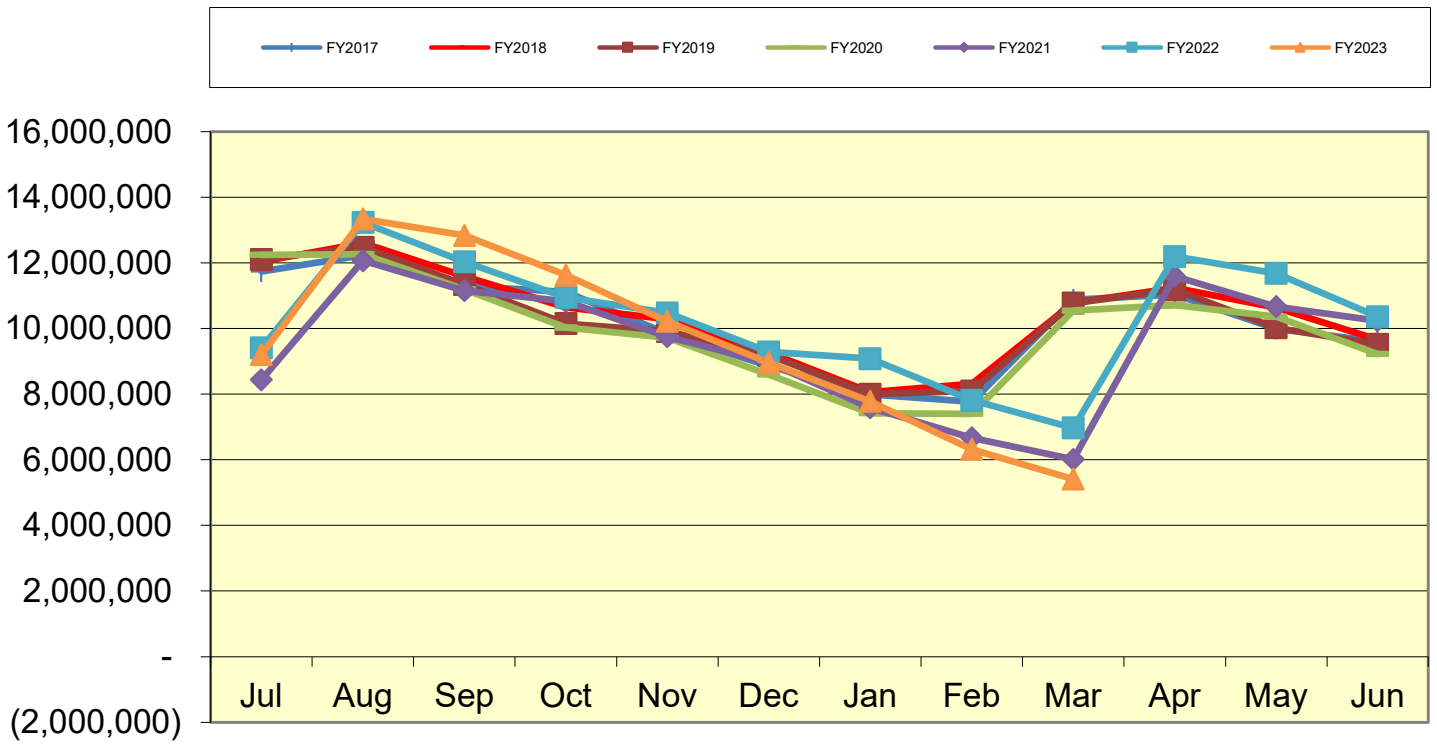
LEXINGTON LOCAL SCHOOLS Spending Plan Summary

ODE Line Number	Monthly Estimate	Monthly Actual	Monthly Difference	FYTD Estimate	FYTD Actual	FYTD Difference
01.010 General Property (Real Estate)	\$ 365,000.00	\$ 393,276.81	\$ 28,276.81	\$ 5,211,201.00	\$ 5,239,477.91	\$ 28,276.91
01.020 Tangible Personal Property Tax	45,000.00	43,743.08	(1,256.92)	512,255.00	510,998.19	(1,256.81)
01.030 Income Tax	0.00	0.00	0.00	0.00	0.00	0.00
01.035 Unrestricted Grants-in-Aid	712,000.00	717,275.89	5,275.89	6,492,643.00	6,616,968.31	124,325.31
01.040 Restricted Grants-in-Aid	46,000.00	39,403.06	(6,596.94)	388,856.00	360,020.68	(28,835.32)
01.045 Restricted Federal Grants-in-Aid - SFSF	0.00	0.00	0.00	0.00	0.00	0.00
01.050 Property Tax Allocation	0.00	0.00	0.00	883,036.00	883,092.92	56.92
01.060 All Other Operating Revenue	165,000.00	125,951.15	(39,048.85)	508,027.00	524,438.18	16,411.18
01.070 Total Revenue	1,333,000.00	1,319,649.99	(13,350.01)	13,996,018.00	14,134,996.19	138,978.19
02.010 Proceeds from Sale of Notes	0.00	0.00	0.00	0.00	0.00	0.00
02.020 State Emergency Loans & Advancements (Approved)	0.00	0.00	0.00	0.00	0.00	0.00
02.040 Operating Transfers-In	0.00	0.00	0.00	0.00	0.00	0.00
02.050 Advances-In	0.00	0.00	0.00	0.00	0.00	0.00
02.060 All Other Financial Sources	0.00	7,450.21	7,450.21	14,802.00	22,252.59	7,450.59
02.070 Total Other Financing Sources	0.00	7,450.21	7,450.21	14,802.00	22,252.59	7,450.59
02.080 Total Revenues and Other Financing Sources	1,333,000.00	1,327,100.20	(5,899.80)	14,010,820.00	14,157,248.78	146,428.78
03.010 Personal Services	1,200,000.00	594,510.27	(605,489.73)	10,726,979.00	10,875,509.85	148,530.85
03.020 Employees' Retirement/Insurance Benefits	575,000.00	583,159.67	8,159.67	5,220,330.00	5,211,750.82	(8,579.18)
03.030 Purchased Services	255,000.00	352,193.89	97,193.89	1,793,298.00	1,959,618.15	166,320.15
03.040 Supplies and Materials	20,000.00	48,284.37	28,284.37	686,034.00	820,626.05	134,592.05
03.050 Capital Outlay	0.00	1,899.00	1,899.00	38,601.00	63,531.51	24,930.51
03.060 Intergovernmental	0.00	0.00	0.00	0.00	0.00	0.00
04.010 Debt Service: All Principal (Historical)	0.00	0.00	0.00	0.00	0.00	0.00
04.020 Debt Service: Principal-Notes	0.00	0.00	0.00	0.00	0.00	0.00
04.030 Debt Service: Principal - State Loans	0.00	0.00	0.00	0.00	0.00	0.00
04.040 Debt Service: Principal - State Advancements	0.00	0.00	0.00	0.00	0.00	0.00
04.050 Debt Service: Principal - HB 264 Loans	0.00	0.00	0.00	0.00	0.00	0.00
04.055 Debt Service: Principal - Other	0.00	0.00	0.00	0.00	0.00	0.00
04.060 Debt Service: Interest and Fiscal Charges	0.00	0.00	0.00	0.00	0.00	0.00
04.300 Other Objects	17,000.00	22,350.99	5,350.99	172,123.00	177,455.50	5,332.50
04.500 Total Expenditures	2,067,000.00	1,602,398.19	(464,601.81)	18,637,365.00	19,108,491.88	471,126.88
05.010 Operational Transfers - Out	0.00	0.00	0.00	0.00	0.00	0.00
05.020 Advances - Out	0.00	0.00	0.00	0.00	0.00	0.00
05.030 All Other Financing Uses	0.00	0.00	0.00	0.00	0.00	0.00
05.040 Total Other Financing Uses	0.00	0.00	0.00	0.00	0.00	0.00
05.050 Total Expenditure and Other Financing Uses	2,067,000.00	1,602,398.19	(464,601.81)	18,637,365.00	19,108,491.88	471,126.88
06.010 Excess Rev & Oth Financing Sources over(under) Exp & Oth F	(734,000.00)	(275,297.99)	458,702.01	(4,626,545.00)	(4,951,243.10)	(324,698.10)
07.010 Cash Balance-July1 -Excluding Proposed Renew/Replace & New	0.00	5,682,327.28	5,682,327.28	10,358,272.00	10,358,272.39	0.39
07.020 Cash Balance June 30	(734,000.00)	5,407,029.29	6,141,029.29	5,731,727.00	5,407,029.29	(324,697.71)
08.010 Estimated Encumbrances June 30	(100,000.00)	1,622,119.19	1,722,119.19	1,200,000.00	1,622,119.19	422,119.19

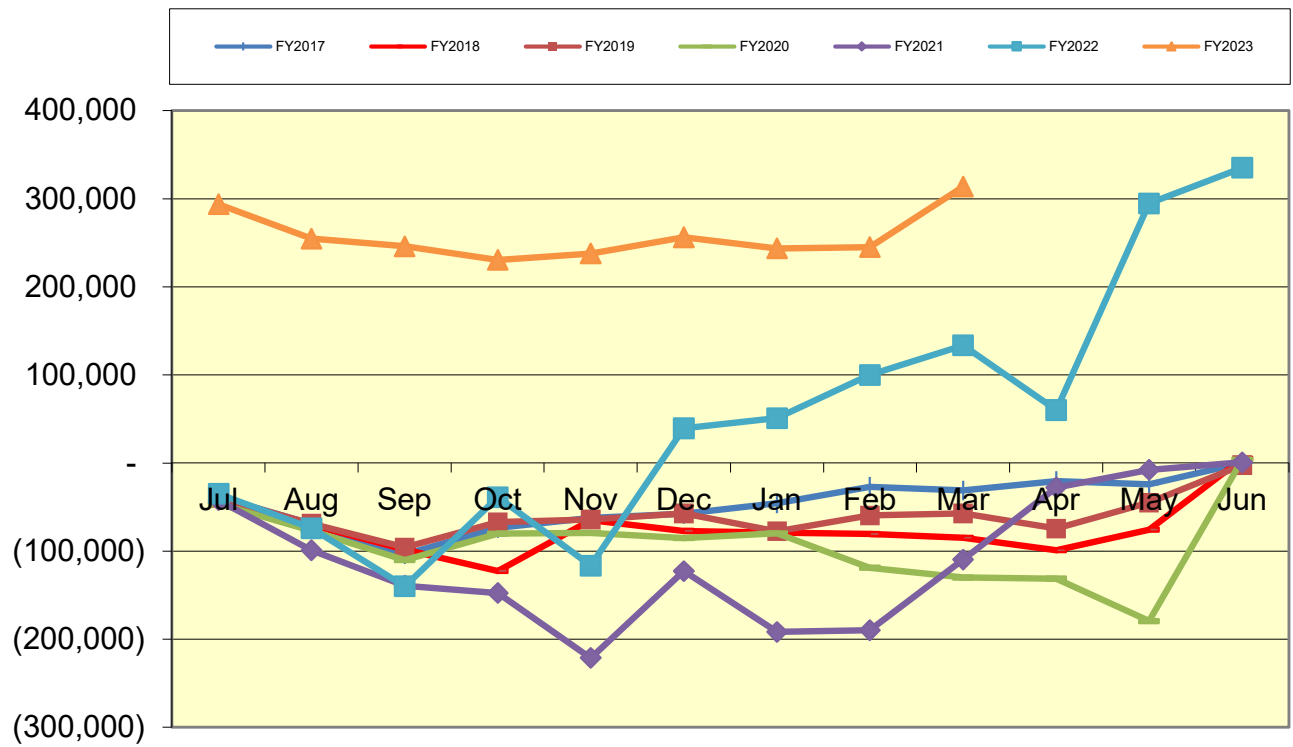
**LEXINGTON LOCAL SCHOOL DISTRICT
GENERAL FUND ONLY 2022-2023
SUMMARY OF RECEIPTS AND EXPENDITURES - FIVE YEAR FORECAST FORMAT**

LINE 7.010	BEGINNING CASH BALANCE		\$ 10,358,272		
	3/31/2023	FISCAL YEAR TO DATE Estimate	FISCAL YEAR TO DATE Actual	VARIANCE Estimate vs. Actual	PERCENT of VARIANCE
REVENUES					
LINE 1.010	Real Estate Tax	\$ 5,211,201	\$ 5,239,478	\$28,277	0.54%
LINE 1.020	Personal Property Tax	\$ 512,255	\$ 510,998	(\$1,257)	-0.25%
LINE 1.030	Income Tax	\$ -	\$ -	\$0	
LINE 1.035	State Funding	\$ 6,492,643	\$ 6,616,968	\$124,325	1.91%
LINE 1.040	Career Tech / Economic Disadv.	\$ 388,856	\$ 360,021	(\$28,835)	-7.42%
LINE 1.050	Property Tax Allocation	\$ 883,036	\$ 883,093	\$57	0.01%
LINE 1.060	Other Operating Revenue	\$ 508,027	\$ 524,438	\$16,411	3.23%
LINE 1.070	TOTAL REVENUE	\$ 13,996,018	\$ 14,134,996	\$138,978	0.99%
			\$ -		
LINE 2.01	Proceeds from Notes	\$ -	\$ -	\$0	
LINE 2.04	Transfers In	\$ -	\$ -	\$0	
LINE 2.050	Advances In	\$ -	\$ -	\$0	#DIV/0!
LINE 2.060	Other Financing Sources	\$ 14,802	\$ 22,253	\$7,451	50.34%
LINE 2.070	TOTAL OTHER SOURCES	\$ 14,802	\$ 22,253	\$7,451	50.34%
LINE 2.080	TOTAL REVENUES & Sources	\$ 14,010,820	\$ 14,157,249	\$146,429	1.05%
EXPENSES					
LINE 3.010	Salaries	\$ 10,726,979	\$ 10,875,510	(\$148,531)	-1.38%
LINE 3.020	Retirement and Benefits	\$ 5,220,330	\$ 5,211,751	\$8,579	0.16%
LINE 3.030	Purchased Services	\$ 1,793,298	\$ 1,959,618	(\$166,320)	-9.27%
LINE 3.040	Supplies and Materials	\$ 686,034	\$ 820,626	(\$134,592)	-19.62%
LINE 3.050	Capital Outlay and Equipment	\$ 38,601	\$ 63,532	(\$24,931)	-64.59%
LINE 3.06	INTERGOVERNMENTAL	\$ -	\$ -	\$0	
LINE 4.020	DEBT SERVICE - Notes	\$ -	\$ -	\$0	
LINE 4.060	DEBT SERVICE - Interest charges	\$ -	\$ -	\$0	
LINE 4.300	Other Objects	\$ 172,123	\$ 177,455	(\$5,332)	-3.10%
LINE 4.500	TOTAL EXPENDITURES	\$ 18,637,365	\$ 19,108,492	(\$471,127)	-2.53%
			\$ -		
LINE 5.00	TRANSFERS OUT	\$ -	\$ -	\$0	
LINE 5.02	ADVANCES OUT	\$ -	\$ -	\$0	
LINE 5.03	ALL OTHER USES	\$ -	\$ -	\$0	
LINE 5.040	TOTAL OTHER USES	\$ -	\$ -	\$0	
LINE 5.050	TOTAL EXPENDITURES & USES	\$ 18,637,365	\$ 19,108,492	(\$471,127)	-2.53%
		Estimate	Actual	Variance	
LINE 6.010	REVENUES OVER EXPENSES	\$ (4,626,545)	\$ (4,951,243)	(\$324,698)	
LINE 7.020	ENDING CASH BALANCE	\$ 5,731,727	\$ 5,407,029	(\$324,698)	
	Less Reserves	\$ (87,929)	\$ (87,929)	\$ -	
LINE 8.010	Less Outstanding Encumbrances	\$ (1,200,000)	\$ (1,622,119)	\$ (422,119)	35.18%
LINE 15.010	Unreserved Fund Balance	\$ 4,443,798	\$ 3,696,981	(\$746,817)	-16.81%
		Estimate	Actual	Benchmark Yr. End	
	Salaries/Benefits as % of Revenue	113.9%	113.8%	80.1% or below	
	True Days Cash - Calendar Days on which can operate	65	53	90 or above optimal	

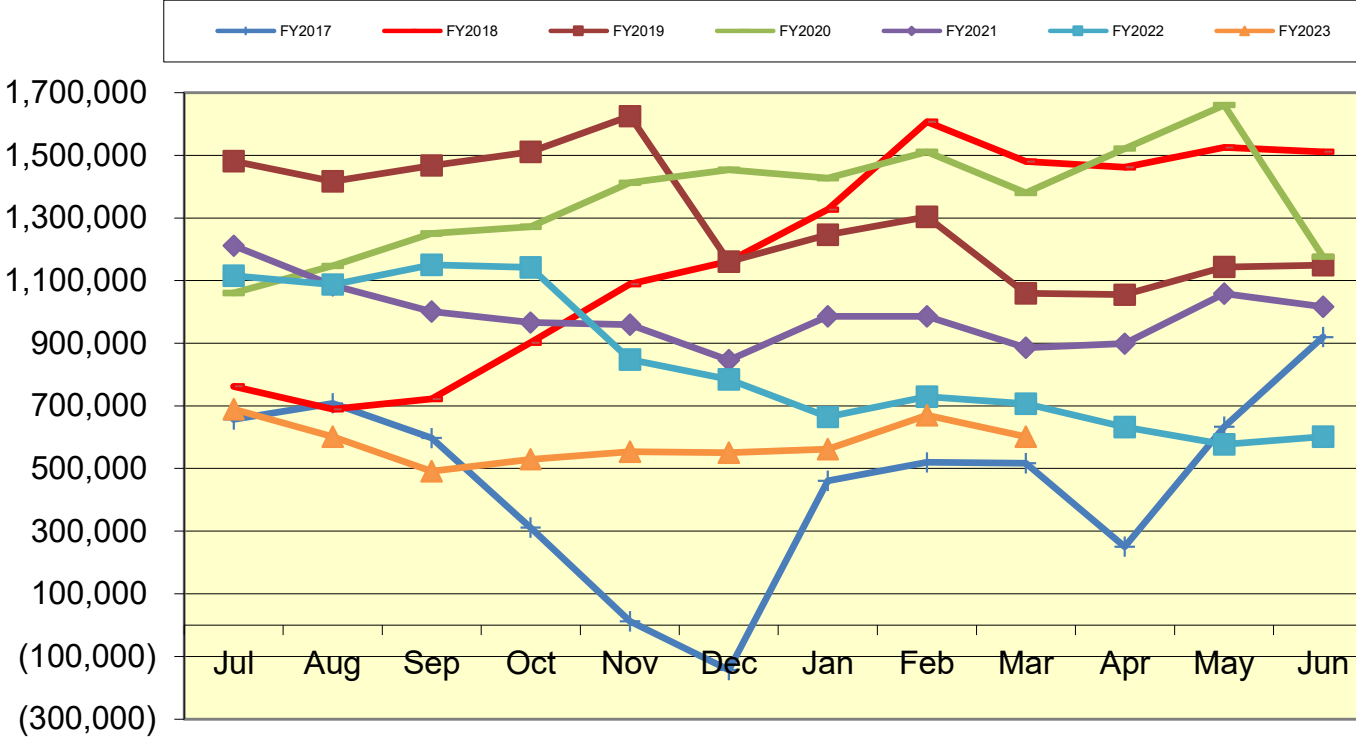
Lexington Local Schools General Fund Cash Balance



Lexington Local Schools Food Service Fund Cash Balance



Lexington Local Schools Employee Benefits Fund Cash Balance



Lexington Local Schools

Permanent Improvement Fund 3/31/2023

	Budgeted Amount	Actual Fiscal Year Expended	Current Encumbrances	Expenses / Encumbrances Over/Under Estimate	Remaining Estimated PI Project Costs																																				
Instruction and Administration																																									
Western Elementary Equipment/Materials	\$ 2,219.00	\$ 1,889.33	\$ -	\$329.67	\$0.00																																				
Eastern Elementary Equipment/Materials	\$ 4,000.00	\$ -	\$ 4,000.00	\$0.00	\$0.00																																				
Central Elementary Equipment/Materials	\$ 5,999.00	\$ 1,169.33	\$ 4,500.00	\$329.67	\$0.00																																				
High School Platform Lift	\$ 37,250.00	\$ 37,250.00	\$ -	\$0.00	\$0.00																																				
High School Genesis Mobile Stairlift	\$ 2,999.99	\$ -	\$ 2,999.99	\$0.00	\$0.00																																				
High School Music Equipment	\$ 17,000.00	\$ 10,483.03	\$ 6,335.98	\$180.99	\$0.00																																				
PAC Equipment/Materials	\$ 3,809.00	\$ 3,809.00	\$ -	\$0.00	\$0.00																																				
Board Office Equipment/Materials	\$ 9,305.90	\$ -	\$ 9,305.90	\$0.00	\$0.00																																				
Maintenance/Security																																									
New Maintenance Garage	\$ 110,000.00	\$ 108,474.28	\$ -	\$1,525.72	\$0.00																																				
Ride-On Scrubber	\$ 23,615.00	\$ 23,615.00	\$ -	\$0.00	\$0.00																																				
Window Security Film and Door Security	\$ 25,500.00	\$ 21,298.67	\$ 4,497.00	(\$295.67)	\$0.00																																				
New Maintenance Truck	\$ 38,285.00	\$ 38,285.00	\$ -	\$0.00	\$0.00																																				
Maintenance 2-Man Lift	\$ 13,500.00	\$ 13,500.00	\$ -	\$0.00	\$0.00																																				
Parking Lots (Maintenance/Fields)	\$ 41,000.00	\$ -	\$ 41,000.00	\$0.00	\$0.00																																				
Transportation																																									
New buses	\$ 170,976.00	\$ 168,351.00	\$ -	\$2,625.00	\$0.00																																				
New fuel tank	\$ 26,757.00	\$ -	\$ 26,757.00	\$0.00	\$0.00																																				
New vans	\$ 74,335.00	\$ 74,335.00	\$ -	\$0.00	\$0.00																																				
Technology																																									
Computers, servers, tech equip., etc.	\$ 240,000.00	\$ 161,634.60	\$ 76,344.08	\$2,021.32	\$0.00																																				
Food Service																																									
Food Service Equipment	\$ 5,200.00	\$ 5,200.00	\$ -	\$0.00	\$0.00																																				
Athletics and Student Activities																																									
HS Athletics/Marching Band Equipment	\$ 50,000.00	\$ 20,651.32	\$ 9,930.00	\$19,418.68	\$0.00																																				
Fieldhouse Fire Alarm System	\$ 19,601.27	\$ 9,800.63	\$ 7,733.64	\$2,067.00	\$0.00																																				
Fees																																									
Tax Collection Fees	\$ 14,500.00	\$ 5,849.55	\$ -	\$8,650.45	\$8,650.45																																				
Totals																																									
	\$ 935,852.16	\$ 705,595.74	\$ 193,403.59	\$36,852.83	\$8,650.45																																				
Total Budgeted	\$ 935,852.16																																								
<table style="width: 100%; border-collapse: collapse;"> <tr> <td style="width: 40%;">Actual Cash Balance 7/1/22</td> <td style="width: 10%; text-align: right;">\$ 157,326.37</td> <td></td> <td></td> <td></td> <td></td> </tr> <tr> <td>Revenues FY23 - Taxes from levy</td> <td style="text-align: right;">\$ 346,602.09</td> <td></td> <td></td> <td></td> <td></td> </tr> <tr> <td>Expenditures FY23</td> <td style="text-align: right;">\$ (705,595.74)</td> <td></td> <td></td> <td></td> <td></td> </tr> <tr> <td>Current Cash Balance</td> <td style="text-align: right;">(\$201,667.28)</td> <td></td> <td></td> <td></td> <td></td> </tr> <tr> <td>Current Encumbrances</td> <td style="text-align: right;">\$ (193,403.59)</td> <td></td> <td></td> <td></td> <td></td> </tr> <tr> <td>Available Balance</td> <td style="text-align: right;">(\$395,070.87)</td> <td></td> <td></td> <td></td> <td></td> </tr> </table>						Actual Cash Balance 7/1/22	\$ 157,326.37					Revenues FY23 - Taxes from levy	\$ 346,602.09					Expenditures FY23	\$ (705,595.74)					Current Cash Balance	(\$201,667.28)					Current Encumbrances	\$ (193,403.59)					Available Balance	(\$395,070.87)				
Actual Cash Balance 7/1/22	\$ 157,326.37																																								
Revenues FY23 - Taxes from levy	\$ 346,602.09																																								
Expenditures FY23	\$ (705,595.74)																																								
Current Cash Balance	(\$201,667.28)																																								
Current Encumbrances	\$ (193,403.59)																																								
Available Balance	(\$395,070.87)																																								
<table style="width: 100%; border-collapse: collapse;"> <tr> <td style="width: 40%;">Remaining Estimated Revenues FY23 - Taxes from levy</td> <td style="width: 10%; text-align: right;">\$ 403,397.91</td> <td></td> <td></td> <td></td> <td></td> </tr> <tr> <td>Less: Remaining Estimated PI Project Costs</td> <td style="text-align: right;">(\$8,650.45)</td> <td></td> <td></td> <td></td> <td></td> </tr> <tr> <td>6/30/23 Estimated Unencumbered Carryover</td> <td style="text-align: right;">\$ (323.41)</td> <td></td> <td></td> <td></td> <td></td> </tr> </table>						Remaining Estimated Revenues FY23 - Taxes from levy	\$ 403,397.91					Less: Remaining Estimated PI Project Costs	(\$8,650.45)					6/30/23 Estimated Unencumbered Carryover	\$ (323.41)																						
Remaining Estimated Revenues FY23 - Taxes from levy	\$ 403,397.91																																								
Less: Remaining Estimated PI Project Costs	(\$8,650.45)																																								
6/30/23 Estimated Unencumbered Carryover	\$ (323.41)																																								

Lexington Local Schools

Food Service Fund 2022-23 vs. 2021-2022 vs. 2020-2021

							Beginning Balance 7/1/22	\$ 335,154
2022-2023 Through 3/31/23								
<i>Revenues</i>	District-Wide	HS/JH	Junior High	Eastern	Central	Western	Total	
Student Type A, Ezpay, Misc	\$ -	\$ 168,728	\$ -	\$ 54,883	\$ 45,897	\$ 36,076	\$ 305,584	
Student Break, Milk & A La Carte	\$ -	\$ 66,769	\$ -	\$ 8,458	\$ 5,655	\$ 3,491	\$ 84,373	
Adult & Misc revenues	\$ 10,279	\$ 4,419	\$ -	\$ 635	\$ 141	\$ 214	\$ 15,688	
State Reimb	\$ -	\$ -	\$ -	\$ -	\$ -	\$ -	\$ -	
Federal Reimb	\$ -	\$ 103,441	\$ -	\$ 57,370	\$ 44,916	\$ 27,333	\$ 233,060	
Transfer In	\$ -	\$ -	\$ -	\$ -	\$ -	\$ -	\$ -	
Total Revenues	\$ 10,279	\$ 343,357	\$ -	\$ 121,346	\$ 96,609	\$ 67,114	\$ 638,705	
<i>Expenses</i>								
Wages	\$ 40,191	\$ 135,160	\$ -	\$ 46,086	\$ 28,317	\$ 29,920	\$ 279,674	
Severance	\$ -	\$ 842	\$ -	\$ -	\$ -	\$ -	\$ 842	
Retirement	\$ 9,976	\$ 23,823	\$ -	\$ 6,452	\$ 6,688	\$ 5,695	\$ 52,634	
Medical	\$ 7,842	\$ 48,179	\$ -	\$ 14,186	\$ 11,554	\$ 14,187	\$ 95,948	
Life, Dent, MC, WC	\$ 1,007	\$ 4,164	\$ -	\$ 1,011	\$ 1,219	\$ 771	\$ 8,172	
Purch Serv, Repairs, Phone, Post	\$ 2,569	\$ 756	\$ -	\$ 335	\$ 335	\$ 1,719	\$ 5,714	
Supplies	\$ 5,429	\$ -	\$ -	\$ -	\$ -	\$ -	\$ 5,429	
Food Costs	\$ -	\$ 116,381	\$ -	\$ 58,158	\$ 22,496	\$ 14,667	\$ 211,702	
Equipment	\$ -	\$ -	\$ -	\$ -	\$ -	\$ -	\$ -	
Other Costs	\$ -	\$ -	\$ -	\$ -	\$ -	\$ -	\$ -	
Total Expenses	\$ 67,014	\$ 329,305	\$ -	\$ 126,228	\$ 70,609	\$ 66,959	\$ 660,115	
Net Gain (Loss)	\$ (56,735)	\$ 14,052	\$ -	\$ (4,882)	\$ 26,000	\$ 155	\$ (21,410)	
							Ending Cash Balance 3/31/23	\$ 313,744

							Beginning Balance 7/1/21	\$ 808
2020-2021 Through 3/31/22								
<i>Revenues</i>	District-Wide	High School	Junior High	Eastern	Central	Western	Total	
Student Type A, Ezpay, Misc	\$ -	\$ (1,318)	\$ (1,044)	\$ (434)	\$ 226	\$ 74	\$ (2,496)	
Student Break, Milk & A La Carte	\$ -	\$ 17,809	\$ 6,718	\$ 2,843	\$ 1,734	\$ 530	\$ 29,634	
Adult & Misc revenues	\$ 6,154	\$ 2,401	\$ 638	\$ 859	\$ 448	\$ 38	\$ 10,538	
State Reimb	\$ -	\$ -	\$ -	\$ -	\$ -	\$ -	\$ -	
Federal Reimb	\$ -	\$ 200,869	\$ 121,912	\$ 154,358	\$ 139,136	\$ 113,500	\$ 729,775	
Transfer In	\$ -	\$ -	\$ -	\$ -	\$ -	\$ -	\$ -	
Total Revenues	\$ 6,154	\$ 219,761	\$ 128,224	\$ 157,626	\$ 141,544	\$ 114,142	\$ 767,451	
<i>Expenses</i>								
Wages	\$ 38,571	\$ 84,988	\$ 41,068	\$ 28,452	\$ 26,473	\$ 27,515	\$ 247,067	
Severance	\$ -	\$ -	\$ -	\$ -	\$ -	\$ -	\$ -	
Retirement	\$ 8,956	\$ 14,610	\$ 6,906	\$ 6,949	\$ 4,238	\$ 4,928	\$ 46,587	
Medical	\$ 16,231	\$ 39,415	\$ 6,206	\$ 16,504	\$ 6,206	\$ 10,500	\$ 95,062	
Life, Dent, MC, WC	\$ 1,060	\$ 2,634	\$ 1,470	\$ 841	\$ 1,101	\$ 652	\$ 7,758	
Purch Serv, Repairs, Phone, Post	\$ 3,043	\$ 3,263	\$ 850	\$ 1,228	\$ 375	\$ 2,830	\$ 11,589	
Supplies	\$ 5,970	\$ -	\$ -	\$ -	\$ -	\$ -	\$ 5,970	
Food Costs	\$ -	\$ 71,140	\$ 32,379	\$ 64,693	\$ 22,363	\$ 30,219	\$ 220,794	
Equipment	\$ -	\$ -	\$ -	\$ -	\$ -	\$ -	\$ -	
Other Costs	\$ -	\$ -	\$ -	\$ -	\$ -	\$ -	\$ -	
Total Expenses	\$ 73,831	\$ 216,050	\$ 88,879	\$ 118,667	\$ 60,756	\$ 76,644	\$ 634,827	
Net Gain (Loss)	\$ (67,677)	\$ 3,711	\$ 39,345	\$ 38,959	\$ 80,788	\$ 37,498	\$ 132,624	
							Ending Cash Balance 3/31/22	\$ 133,432

							Beginning Balance 7/1/20	\$ 3,725
2020-2021 Through 3/31/21								
<i>Revenues</i>	District-Wide	High School	Junior High	Eastern	Central	Western	Total	
Student Type A, Ezpay, Misc	\$ -	\$ (1,288)	\$ 58	\$ 155	\$ 1,161	\$ 595	\$ 681	
Student Break, Milk & A La Carte	\$ -	\$ 11,754	\$ 3,256	\$ 3,165	\$ 2,256	\$ 1,266	\$ 21,697	
Adult & Misc revenues	\$ 3,123	\$ 1,678	\$ 602	\$ 661	\$ 352	\$ 67	\$ 6,483	
State Reimb	\$ -	\$ -	\$ -	\$ -	\$ -	\$ -	\$ -	
Federal Reimb	\$ -	\$ 93,626	\$ 74,015	\$ 89,966	\$ 92,870	\$ 77,939	\$ 428,416	
Transfer In	\$ -	\$ -	\$ -	\$ -	\$ -	\$ -	\$ -	
Total Revenues	\$ 3,123	\$ 105,770	\$ 77,931	\$ 93,947	\$ 96,639	\$ 79,867	\$ 457,277	
<i>Expenses</i>								
Wages	\$ 38,405	\$ 83,968	\$ 46,573	\$ 33,341	\$ 27,515	\$ 27,669	\$ 257,471	
Severance	\$ -	\$ -	\$ -	\$ -	\$ -	\$ -	\$ -	
Retirement	\$ 8,485	\$ 16,363	\$ 5,660	\$ 7,325	\$ 5,053	\$ 4,143	\$ 47,029	
Medical	\$ 16,211	\$ 39,436	\$ 12,417	\$ 27,018	\$ 11,212	\$ -	\$ 106,294	
Life, Dent, MC, WC	\$ 1,052	\$ 2,601	\$ 1,847	\$ 1,209	\$ 732	\$ 356	\$ 7,797	
Purch Serv, Repairs, Phone, Post	\$ 2,360	\$ 430	\$ 579	\$ 1,617	\$ 674	\$ 320	\$ 5,980	
Supplies	\$ 6,032	\$ 58,133	\$ 17,803	\$ 27,420	\$ 11,672	\$ 25,234	\$ 146,294	
Food Costs	\$ -	\$ -	\$ -	\$ -	\$ -	\$ -	\$ -	
Equipment	\$ -	\$ -	\$ -	\$ -	\$ -	\$ -	\$ -	
Other Costs	\$ -	\$ -	\$ -	\$ -	\$ -	\$ -	\$ -	
Total Expenses	\$ 72,545	\$ 200,931	\$ 84,879	\$ 97,930	\$ 56,858	\$ 57,722	\$ 570,865	
Net Gain (Loss)	\$ (69,422)	\$ (95,161)	\$ (6,948)	\$ (3,983)	\$ 39,781	\$ 22,145	\$ (113,588)	
							Ending Cash Balance 3/31/21	\$ (109,863)

Start Date: 3/1/2023

End Date: 3/31/2023

LEXINGTON LOCAL SCHOOLS Disbursement Summary Report

Reference Number	Check Number	Type	Date	Name	Vendor #	Status	Reconcile Date	Void Date	Amount
42769		0 ACCOUNTS_P AYABLE	3/27/2023	MEMO- S.T.R.S.	900998	RECONCILED	3/27/2023		\$ 126,908.00
42770		0 ACCOUNTS_P AYABLE	3/27/2023	MEMO- S.E.R.S.	900997	RECONCILED	3/27/2023		48,782.00
42771		0 ACCOUNTS_P AYABLE	3/27/2023	LEXINGTON SCHOOLS - PAYROLL	900934	RECONCILED	3/27/2023		8,480.88
42611	94790	ACCOUNTS_P AYABLE	3/6/2023	WENGER CORPORATIO N	422	RECONCILED	3/13/2023		6,377.28
42594	94791	ACCOUNTS_P AYABLE	3/6/2023	CULLIGAN QUALITY WATER	610	RECONCILED	3/10/2023		37.00
42601	94792	ACCOUNTS_P AYABLE	3/6/2023	ALFRED NICKLES BAKERY	613	RECONCILED	3/10/2023		1,445.65
42600	94793	ACCOUNTS_P AYABLE	3/6/2023	METRONOM E MUSIC STORE	740	RECONCILED	3/14/2023		2,535.00
42593	94794	ACCOUNTS_P AYABLE	3/6/2023	CHARLES RITTER CO.	907	RECONCILED	3/9/2023		564.39
42604	94795	ACCOUNTS_P AYABLE	3/6/2023	OASBO	5406	RECONCILED	3/14/2023		425.00
42605	94796	ACCOUNTS_P AYABLE	3/6/2023	ORIENTAL TRADING COMPANY, INC.	5777	RECONCILED	3/14/2023		97.85
42595	94797	ACCOUNTS_P AYABLE	3/6/2023	SANDRA DeLUCA	7380	RECONCILED	3/15/2023		42.85
42599	94798	ACCOUNTS_P AYABLE	3/6/2023	KELL ACE HARDWARE	8329	RECONCILED	3/27/2023		25.08
42608	94799	ACCOUNTS_P AYABLE	3/6/2023	ELIZABETH A. RIEGEL	10733	RECONCILED	3/14/2023		150.00
42598	94800	ACCOUNTS_P AYABLE	3/6/2023	JOSTENS	10830	RECONCILED	3/13/2023		1,190.00
42589	94801	ACCOUNTS_P AYABLE	3/6/2023	ALLERTON HILL CONSULTIN G	11155	RECONCILED	3/16/2023		12,500.00
42609	94802	ACCOUNTS_P AYABLE	3/6/2023	THE REHAB CENTER	11246	RECONCILED	3/17/2023		16,628.75
42612	94803	ACCOUNTS_P AYABLE	3/6/2023	JASON WHITESEL G	11356	OUTSTANDIN G			45.00
42591	94804	ACCOUNTS_P AYABLE	3/6/2023	BRIDGEWAY ACADEMY	11513	RECONCILED	3/16/2023		6,046.00
42607	94805	ACCOUNTS_P AYABLE	3/6/2023	SMITHFOOD S, INC	11797	RECONCILED	3/13/2023		4,859.73
42603	94806	ACCOUNTS_P AYABLE	3/6/2023	NOVA LUNA EDUC & CONSULTIN G	11942	RECONCILED	3/10/2023		972.00
42592	94807	ACCOUNTS_P AYABLE	3/6/2023	BUCKEYE BAKERY G	13103	OUTSTANDIN G			228.00
42610	94808	ACCOUNTS_P AYABLE	3/6/2023	THEN DESIGN ARCHITECTU RE LTD	13501	RECONCILED	3/14/2023		44,315.03
42606	94809	ACCOUNTS_P AYABLE	3/6/2023	JACOB POINER	13528	RECONCILED	3/8/2023		472.24
42590	94810	ACCOUNTS_P AYABLE	3/6/2023	AMAZON CAPITAL SERVICES	13575	RECONCILED	3/14/2023		1,829.59
42602	94811	ACCOUNTS_P AYABLE	3/6/2023	NORTHERN STAR THERAPY	13834	RECONCILED	3/9/2023		2,528.85
42597	94812	ACCOUNTS_P	3/6/2023	LANA HILL	13892	OUTSTANDIN			19.94

Start Date: 3/1/2023

End Date: 3/31/2023

LEXINGTON LOCAL SCHOOLS Disbursement Summary Report

Reference Number	Check Number	Type	Date	Name	Vendor #	Status	Reconcile Date	Void Date	Amount
		AYABLE				G			
42596	94813	ACCOUNTS_P AYABLE	3/6/2023	ELLET NEON SALES & SERVICE, INC	13939	RECONCILED	3/15/2023		\$ 3,809.00
42620	94814	ACCOUNTS_P AYABLE	3/6/2023	PHOTORAMA LLC	1028	RECONCILED	3/10/2023		1,080.00
42621	94815	ACCOUNTS_P AYABLE	3/6/2023	TREASURER STATE OF OHIO	5996	RECONCILED	3/14/2023		387.75
42613	94816	ACCOUNTS_P AYABLE	3/6/2023	PIONEER CAREER & TECHNOLOG Y CENTER	6280	RECONCILED	3/13/2023		60.00
42619	94817	ACCOUNTS_P AYABLE	3/6/2023	SANDRA DeLUCA	7380	RECONCILED	3/15/2023		45.79
42617	94818	ACCOUNTS_P AYABLE	3/6/2023	O'CHARLEY'S	8316	RECONCILED	3/14/2023		382.86
42618	94819	ACCOUNTS_P AYABLE	3/6/2023	ELIZABETH A. RIEGEL	10733	RECONCILED	3/14/2023		150.00
42616	94820	ACCOUNTS_P AYABLE	3/6/2023	JOSTENS	10830	RECONCILED	3/13/2023		14.40
42614	94821	ACCOUNTS_P AYABLE	3/6/2023	CINDY COWLES	11515	RECONCILED	3/13/2023		8,265.40
42615	94822	ACCOUNTS_P AYABLE	3/6/2023	WALCOM, INC	12068	OUTSTANDIN G			220.00
42622	94823	ACCOUNTS_P AYABLE	3/7/2023	SUBWAY	6849	RECONCILED	3/10/2023		248.93
42636	94824	ACCOUNTS_P AYABLE	3/9/2023	STANTON SHEET MUSIC	22	RECONCILED	3/14/2023		641.89
42629	94825	ACCOUNTS_P AYABLE	3/9/2023	MID-OHIO ED. SERVICE CENTER	69	RECONCILED	3/13/2023		96.00
42654	94826	ACCOUNTS_P AYABLE	3/9/2023	CAROLINA BIOLOGICAL SUPPLY CO.	171	RECONCILED	3/14/2023		27.53
42648	94827	ACCOUNTS_P AYABLE	3/9/2023	TRANSPORTA TION ACCESSORIE S CO.	819	RECONCILED	3/14/2023		173.00
42641	94828	ACCOUNTS_P AYABLE	3/9/2023	SHELBY CITY SCHOOLS	926	RECONCILED	3/14/2023		150.00
42632	94829	ACCOUNTS_P AYABLE	3/9/2023	MADISON LOCAL SCHOOLS	928	RECONCILED	3/13/2023		150.00
42644	94830	ACCOUNTS_P AYABLE	3/9/2023	FRIENDLY HOUSE	1070	RECONCILED	3/31/2023		10,750.00
42651	94831	ACCOUNTS_P AYABLE	3/9/2023	PIONEER CAREER & TECHNOLOG Y CENTER	6280	RECONCILED	3/13/2023		23.50
42633	94832	ACCOUNTS_P AYABLE	3/9/2023	CARDINAL BUS SALES & SERVICE	6515	RECONCILED	3/14/2023		1,430.56
42653	94833	ACCOUNTS_P AYABLE	3/9/2023	ARMSTRONG TOOL & SUPPLY	7211	RECONCILED	3/15/2023		43.60
42637	94834	ACCOUNTS_P AYABLE	3/9/2023	MID-OHIO AUTO REPAIR	8414	RECONCILED	3/20/2023		237.65
42630	94835	ACCOUNTS_P AYABLE	3/9/2023	TRUCK SALES & SERVICE, INC.	8892	RECONCILED	3/21/2023		851.79
42649	94836	ACCOUNTS_P	3/9/2023	MARION	9387	RECONCILED	3/20/2023		200.00

LEXINGTON LOCAL SCHOOLS Disbursement Summary Report

Reference Number	Check Number	Type	Date	Name	Vendor #	Status	Reconcile Date	Void Date	Amount
		AYABLE		HARDING HIGH SCHOOL					
42640	94837	ACCOUNTS_P AYABLE	3/9/2023	CRESTVIEW LOCAL SCHOOL	10725	RECONCILED	3/13/2023		\$ 150.00
42642	94838	ACCOUNTS_P AYABLE	3/9/2023	BUCYRUS HIGH SCHOOL	10732	RECONCILED	3/24/2023		180.00
42650	94839	ACCOUNTS_P AYABLE	3/9/2023	EDISON LOCAL SCHOOL DISTRICT	11032	RECONCILED	3/15/2023		275.00
42646	94840	ACCOUNTS_P AYABLE	3/9/2023	KIMBALL MIDWEST	11066	RECONCILED	3/14/2023		846.45
42658	94841	ACCOUNTS_P AYABLE	3/9/2023	UPPER SANDUSKY EXEMPTED	11318	RECONCILED	3/15/2023		200.00
42652	94842	ACCOUNTS_P AYABLE	3/9/2023	ROB ROTH	12069	RECONCILED	3/16/2023		134.93
42656	94843	ACCOUNTS_P AYABLE	3/9/2023	JAMES HAYES	13087	RECONCILED	3/13/2023		970.35
42639	94844	ACCOUNTS_P AYABLE	3/9/2023	TWO2 ENTERPRISE S LLC	13135	RECONCILED	3/15/2023		94.95
42659	94845	ACCOUNTS_P AYABLE	3/9/2023	AMANDA BADERTSCHER	13224	OUTSTANDING			100.00
42635	94846	ACCOUNTS_P AYABLE	3/9/2023	JEFF EICHORN	13282	RECONCILED	3/14/2023		2,974.65
42634	94847	ACCOUNTS_P AYABLE	3/9/2023	THEN DESIGN ARCHITECTURE LTD	13501	RECONCILED	3/15/2023		562.00
42638	94848	ACCOUNTS_P AYABLE	3/9/2023	AMAZON CAPITAL SERVICES	13575	RECONCILED	3/20/2023		835.12
42657	94849	ACCOUNTS_P AYABLE	3/9/2023	COLTON ULLMAN	13701	RECONCILED	3/14/2023		240.00
42631	94850	ACCOUNTS_P AYABLE	3/9/2023	NAPA	13723	RECONCILED	3/14/2023		782.39
42645	94851	ACCOUNTS_P AYABLE	3/9/2023	WEST HOLMES LOCAL SCHOOLS	13732	RECONCILED	3/15/2023		200.00
42647	94852	ACCOUNTS_P AYABLE	3/9/2023	DAHNI REYNOLDS	13829	RECONCILED	3/15/2023		7,167.25
42655	94853	ACCOUNTS_P AYABLE	3/9/2023	CENTRAL OHIO BRANCH OF THE INTERNATIONAL DYSLEXIA ASSOC	13940	RECONCILED	3/29/2023		900.00
42643	94854	ACCOUNTS_P AYABLE	3/9/2023	THE LAW OFFICE OF CARLA LOON LEADER, LLC	13943	OUTSTANDING			13,000.00
42680	94855	ACCOUNTS_P AYABLE	3/14/2023	ALYSSA MCCREADY	13046	RECONCILED	3/16/2023		344.00
42662	94856	ACCOUNTS_P AYABLE	3/14/2023	AMAZON CAPITAL SERVICES	13575	RECONCILED	3/21/2023		1,798.92
42663	94857	ACCOUNTS_P AYABLE	3/14/2023	BRIDGEWAY ACADEMY	11513	RECONCILED	3/23/2023		658.75

Start Date: 3/1/2023

End Date: 3/31/2023

LEXINGTON LOCAL SCHOOLS

Disbursement Summary Report

Reference Number	Check Number	Type	Date	Name	Vendor #	Status	Reconcile Date	Void Date	Amount
42664	94858	ACCOUNTS_P AYABLE	3/14/2023	BRIDGEWAY THERAPY CENTER	13818	RECONCILED	3/23/2023		\$ 1,600.00
42665	94859	ACCOUNTS_P AYABLE	3/14/2023	CDW-G GOVERNMENT, INC.	7886	RECONCILED	3/22/2023		141.54
42666	94860	ACCOUNTS_P AYABLE	3/14/2023	COLUMBIA GAS	11662	RECONCILED	3/23/2023		383.60
42668	94861	ACCOUNTS_P AYABLE	3/14/2023	CULLIGAN QUALITY WATER	610	RECONCILED	3/22/2023		173.00
42669	94862	ACCOUNTS_P AYABLE	3/14/2023	EJ THERAPY INC	13137	RECONCILED	3/22/2023		47,442.59
42670	94863	ACCOUNTS_P AYABLE	3/14/2023	ELUMA, LLC	13844	RECONCILED	3/20/2023		7,064.05
42671	94864	ACCOUNTS_P AYABLE	3/14/2023	FORGET-ME- NOT FLOWER SHOP, INC.	5460	RECONCILED	3/24/2023		54.00
42672	94865	ACCOUNTS_P AYABLE	3/14/2023	GIONINO'S PIZZERIA	9153	RECONCILED	3/27/2023		207.25
42673	94866	ACCOUNTS_P AYABLE	3/14/2023	HYATT REGENCY	2847	RECONCILED	3/31/2023		438.00
42674	94867	ACCOUNTS_P AYABLE	3/14/2023	INDUSTRIAL TECHNICAL SERVICES INC	13905	RECONCILED	3/21/2023		24,690.99
42667	94868	ACCOUNTS_P AYABLE	3/14/2023	JAMES H COX	13760	RECONCILED	3/23/2023		50.00
42675	94869	ACCOUNTS_P AYABLE	3/14/2023	JOSTENS	10830	RECONCILED	3/20/2023		35.00
42676	94870	ACCOUNTS_P AYABLE	3/14/2023	KROGER COMPANY	5498	RECONCILED	3/20/2023		95.97
42677	94871	ACCOUNTS_P AYABLE	3/14/2023	LESCH BATTERY & POWER	9943	RECONCILED	3/20/2023		563.28
42678	94872	ACCOUNTS_P AYABLE	3/14/2023	LEXINGTON LOCAL SCHOOLS	3377	RECONCILED	3/20/2023		469.25
42686	94873	ACCOUNTS_P AYABLE	3/14/2023	LIZ SAVKA	12167	RECONCILED	3/20/2023		413.32
42679	94874	ACCOUNTS_P AYABLE	3/14/2023	LOWE'S	5906	RECONCILED	3/21/2023		202.96
42681	94875	ACCOUNTS_P AYABLE	3/14/2023	NAPA	13723	RECONCILED	3/20/2023		93.38
42682	94876	ACCOUNTS_P AYABLE	3/14/2023	NORTH CENTRAL STATE COLLEGE	10401	RECONCILED	3/23/2023		1,281.71
42684	94877	ACCOUNTS_P AYABLE	3/14/2023	PALADIN PROTECTIVE SYSTEMS, INC	13857	RECONCILED	3/20/2023		25,746.10
42685	94878	ACCOUNTS_P AYABLE	3/14/2023	REHILL GROUP, INC.	10075	RECONCILED	3/20/2023		14,368.61
42690	94879	ACCOUNTS_P AYABLE	3/14/2023	SC STRATEGIC SOLUTIONS LLC	12178	RECONCILED	3/21/2023		119.70
42687	94880	ACCOUNTS_P AYABLE	3/14/2023	SCHOLASTIC BOOK FAIRS	1785	RECONCILED	3/20/2023		3,841.79
42688	94881	ACCOUNTS_P AYABLE	3/14/2023	SCHOOL SPECIALTY PUBLISHING	6538	RECONCILED	3/24/2023		296.40
42689	94882	ACCOUNTS_P AYABLE	3/14/2023	SCHOOL SPECIALTY PUBLISHING	9185	VOID		3/15/2023	120.24
42691	94883	ACCOUNTS_P	3/14/2023	SKELTON'S,	10534	RECONCILED	3/20/2023		55.58

Start Date: 3/1/2023

End Date: 3/31/2023

LEXINGTON LOCAL SCHOOLS Disbursement Summary Report

Reference Number	Check Number	Type	Date	Name	Vendor #	Status	Reconcile Date	Void Date	Amount
42683	94884	AYABLE ACCOUNTS_P AYABLE	3/14/2023	INC. THE OHIO STATE UNIVERSITY	11385	RECONCILED	3/22/2023		\$ 10,000.00
42692	94885	AYABLE ACCOUNTS_P AYABLE	3/15/2023	SCHOOL SPECIALTY	6538	RECONCILED	3/24/2023		120.24
42693	94886	AYABLE ACCOUNTS_P AYABLE	3/15/2023	AMERICAN EXPRESS	10314	RECONCILED	3/21/2023		2,379.59
42698	94887	AYABLE ACCOUNTS_P AYABLE	3/16/2023	AMAZON CAPITAL SERVICES	13575	RECONCILED	3/23/2023		3,838.17
42697	94888	AYABLE ACCOUNTS_P AYABLE	3/16/2023	BRENDA KEHRLE	8180	OUTSTANDIN G			48.00
42713	94889	AYABLE ACCOUNTS_P AYABLE	3/16/2023	CLEARWATE R SYSTEMS	6230	RECONCILED	3/21/2023		208.86
42703	94890	AYABLE ACCOUNTS_P AYABLE	3/16/2023	COLE DISTRIBUTIN G	9752	RECONCILED	3/21/2023		5,777.18
42707	94891	AYABLE ACCOUNTS_P AYABLE	3/16/2023	COLUMBUS KENWORTH, INC	11205	RECONCILED	3/23/2023		1,662.93
42710	94892	AYABLE ACCOUNTS_P AYABLE	3/16/2023	CULLIGAN QUALITY WATER	610	RECONCILED	3/21/2023		80.00
42711	94893	AYABLE ACCOUNTS_P AYABLE	3/16/2023	FINLEY'S FACILITIES SERVICES	13571	RECONCILED	3/28/2023		218.50
42709	94894	AYABLE ACCOUNTS_P AYABLE	3/16/2023	GALION COMMUNITY HOSPITAL	12104	RECONCILED	3/22/2023		65.00
42699	94895	AYABLE ACCOUNTS_P AYABLE	3/16/2023	GRADY ENTERPRISE S, INC.	9664	RECONCILED	3/23/2023		1,208.83
42700	94896	AYABLE ACCOUNTS_P AYABLE	3/16/2023	JAMES HAYES	13087	RECONCILED	3/21/2023		970.35
42701	94897	AYABLE ACCOUNTS_P AYABLE	3/16/2023	KNOX COUNTY ESC	8555	RECONCILED	3/20/2023		3,137.65
42704	94898	AYABLE ACCOUNTS_P AYABLE	3/16/2023	MID-OHIO ED. SERVICE CENTER	69	RECONCILED	3/22/2023		8,805.08
42708	94899	AYABLE ACCOUNTS_P AYABLE	3/16/2023	NAPA	13723	RECONCILED	3/20/2023		15.99
42706	94900	AYABLE ACCOUNTS_P AYABLE	3/16/2023	NORTH CENTRAL OHIO ESC	9382	RECONCILED	3/21/2023		3,762.22
42714	94901	AYABLE ACCOUNTS_P AYABLE	3/16/2023	SPECIALIZED EDUCATION OF OHIO, INC	13693	RECONCILED	3/22/2023		3,839.10
42712	94902	AYABLE ACCOUNTS_P AYABLE	3/16/2023	THE REHAB CENTER	11246	RECONCILED	3/24/2023		18,511.25
42702	94903	AYABLE ACCOUNTS_P AYABLE	3/16/2023	TRANSPORTA TION ACCESSORIE S CO.	819	RECONCILED	3/22/2023		755.46
42705	94904	AYABLE ACCOUNTS_P AYABLE	3/16/2023	TRUCKPRO HOLDING CORP	13887	RECONCILED	3/29/2023		561.13
42716	94905	AYABLE ACCOUNTS_P AYABLE	3/20/2023	STEALTH PARTNER GROUP	13604	RECONCILED	3/27/2023		46,594.07
42718	94906	AYABLE ACCOUNTS_P AYABLE	3/20/2023	CARDINAL BUS SALES & SERVICE	6515	VOID		3/20/2023	303,351.00
42719	94907	AYABLE ACCOUNTS_P AYABLE	3/20/2023	CARDINAL BUS SALES &	6515	RECONCILED	3/22/2023		303,351.00

Start Date: 3/1/2023

End Date: 3/31/2023

LEXINGTON LOCAL SCHOOLS Disbursement Summary Report

Reference Number	Check Number	Type	Date	Name	Vendor #	Status	Reconcile Date	Void Date	Amount
42720	94908	ACCOUNTS_P AYABLE	3/21/2023	SERVICE AMAZON CAPITAL SERVICES	13575	RECONCILED	3/29/2023		\$ 60.09
42721	94909	ACCOUNTS_P AYABLE	3/21/2023	AMERICAN FIDELITY ADMIN	11663	OUTSTANDIN G			493.50
42722	94910	ACCOUNTS_P AYABLE	3/21/2023	AMERICAN SAFE & VAULT SERVICE LLC	13891	RECONCILED	3/28/2023		135.75
42723	94911	ACCOUNTS_P AYABLE	3/21/2023	COMDOC INC	13671	RECONCILED	3/28/2023		2,567.92
42735	94912	ACCOUNTS_P AYABLE	3/21/2023	ELIZABETH A. RIEGEL	10733	RECONCILED	3/28/2023		150.00
42724	94913	ACCOUNTS_P AYABLE	3/21/2023	EQUIPARTS	11070	RECONCILED	3/27/2023		30.41
42725	94914	ACCOUNTS_P AYABLE	3/21/2023	GRAINGER	5843	RECONCILED	3/28/2023		587.58
42727	94915	ACCOUNTS_P AYABLE	3/21/2023	HOLLY'S BOOK RACK	7409	RECONCILED	3/28/2023		1,507.00
42726	94916	ACCOUNTS_P AYABLE	3/21/2023	JAMES HAYES	13087	RECONCILED	3/27/2023		776.28
42728	94917	ACCOUNTS_P AYABLE	3/21/2023	JOSTENS	10830	RECONCILED	3/27/2023		35.00
42729	94918	ACCOUNTS_P AYABLE	3/21/2023	LEARNWELL	13768	OUTSTANDIN G			119.70
42736	94919	ACCOUNTS_P AYABLE	3/21/2023	MELANIE STILSON	13338	RECONCILED	3/23/2023		626.22
42730	94920	ACCOUNTS_P AYABLE	3/21/2023	OAEP	9251	OUTSTANDIN G			235.00
42731	94921	ACCOUNTS_P AYABLE	3/21/2023	OHIOHEALT H/WORKHEA LTH	13457	RECONCILED	3/28/2023		220.00
42733	94922	ACCOUNTS_P AYABLE	3/21/2023	RUMPKE	11508	RECONCILED	3/28/2023		1,530.15
42734	94923	ACCOUNTS_P AYABLE	3/21/2023	SIESEL DISTRIBUTIN G	10297	RECONCILED	3/27/2023		2,668.80
42732	94924	ACCOUNTS_P AYABLE	3/21/2023	TRACEY PINKELMAN	10653	RECONCILED	3/24/2023		217.30
42737	94925	ACCOUNTS_P AYABLE	3/21/2023	WATSON'S DISCOUNT VACUUM	13716	RECONCILED	3/29/2023		169.75
42738	94926	ACCOUNTS_P AYABLE	3/21/2023	XEROX CORPORATIO N	13945	RECONCILED	3/28/2023		5,275.98
42739	94927	ACCOUNTS_P AYABLE	3/23/2023	BROOKE YOUNG	13946	RECONCILED	3/24/2023		210.00
42758	94928	ACCOUNTS_P AYABLE	3/23/2023	METRONOM E MUSIC STORE	740	OUTSTANDIN G			499.04
42763	94929	ACCOUNTS_P AYABLE	3/23/2023	TRANSPORTA TION ACCESSORIE S CO.	819	RECONCILED	3/28/2023		25.66
42746	94930	ACCOUNTS_P AYABLE	3/23/2023	CHARLES RITTER CO.	907	RECONCILED	3/27/2023		66.47
42759	94931	ACCOUNTS_P AYABLE	3/23/2023	OHIO HIGH SCHOOL ATH. ASSOC.	1039	OUTSTANDIN G			50.00
42741	94932	ACCOUNTS_P AYABLE	3/23/2023	AWARDSMIT H	1370	OUTSTANDIN G			592.00
42757	94933	ACCOUNTS_P AYABLE	3/23/2023	MEDINA COUNTY SCHOOLS'	3780	RECONCILED	3/30/2023		85.00

Start Date: 3/1/2023

End Date: 3/31/2023

LEXINGTON LOCAL SCHOOLS Disbursement Summary Report

Reference Number	Check Number	Type	Date	Name	Vendor #	Status	Reconcile Date	Void Date	Amount
42766	94934	ACCOUNTS_P AYABLE	3/23/2023	ESC UNITY SCHOOL BUS PARTS	5690	RECONCILED	3/28/2023		\$ 241.12
42754	94935	ACCOUNTS_P AYABLE	3/23/2023	KAHL'S TELECOMMU NICATIONS	7813	RECONCILED	3/27/2023		825.76
42745	94936	ACCOUNTS_P AYABLE	3/23/2023	CDW-G GOVERNMEN T, INC.	7886	RECONCILED	3/30/2023		1,156.37
42744	94937	ACCOUNTS_P AYABLE	3/23/2023	CBIZ BENEFITS & INSURANCE	8780	RECONCILED	3/30/2023		2,750.00
42747	94938	ACCOUNTS_P AYABLE	3/23/2023	COLE DISTRIBUTIN G	9752	RECONCILED	3/28/2023		11,751.50
42764	94939	ACCOUNTS_P AYABLE	3/23/2023	TREASURER, STATE OF OHIO	9906	RECONCILED	3/28/2023		123.00
42743	94940	ACCOUNTS_P AYABLE	3/23/2023	BRICKER & ECKLER LLP	10997	RECONCILED	3/28/2023		409.50
42751	94941	ACCOUNTS_P AYABLE	3/23/2023	GAME ONE	11017	RECONCILED	3/29/2023		1,820.00
42767	94942	ACCOUNTS_P AYABLE	3/23/2023	VIDONISH STUDIOS	11366	RECONCILED	3/28/2023		500.00
42750	94943	ACCOUNTS_P AYABLE	3/23/2023	DIRECT ENERGY BUSINESS	11543	RECONCILED	3/28/2023		5,463.06
42748	94944	ACCOUNTS_P AYABLE	3/23/2023	COLUMBIA GAS	11662	RECONCILED	3/31/2023		3,773.13
42760	94945	ACCOUNTS_P AYABLE	3/23/2023	OHIO.NET INTERNET PROVIDERS	13038	RECONCILED	3/28/2023		467.07
42742	94946	ACCOUNTS_P AYABLE	3/23/2023	AMANDA BADERTSCH ER	13224	OUTSTANDIN G			100.00
42755	94947	ACCOUNTS_P AYABLE	3/23/2023	MONROEVIL LE FREIGHTLIN ER, INC	13474	RECONCILED	3/29/2023		280.24
42762	94948	ACCOUNTS_P AYABLE	3/23/2023	SHOOK CONSTRUCTI ON CO	13525	RECONCILED	3/29/2023		161,707.00
42740	94949	ACCOUNTS_P AYABLE	3/23/2023	AMAZON CAPITAL SERVICES	13575	RECONCILED	3/30/2023		344.62
42749	94950	ACCOUNTS_P AYABLE	3/23/2023	COMDOC INC	13671	RECONCILED	3/28/2023		147.20
42756	94951	ACCOUNTS_P AYABLE	3/23/2023	JAMES MASI	13685	OUTSTANDIN G			12.95
42765	94952	ACCOUNTS_P AYABLE	3/23/2023	TRUCKPRO HOLDING CORP	13887	RECONCILED	3/31/2023		587.78
42753	94953	ACCOUNTS_P AYABLE	3/23/2023	INDUSTRIAL TECHNICAL SERVICES INC	13905	RECONCILED	3/28/2023		3,000.00
42761	94954	ACCOUNTS_P AYABLE	3/23/2023	NATHANIEL REISS	13948	RECONCILED	3/27/2023		369.51
42752	94955	ACCOUNTS_P AYABLE	3/23/2023	JOHNEEN GORDON	13949	OUTSTANDIN G			99.97
42772	94956	ACCOUNTS_P AYABLE	3/29/2023	AMAZON CAPITAL SERVICES	13575	OUTSTANDIN G			829.26
42773	94957	ACCOUNTS_P AYABLE	3/29/2023	AMERICAN ELECTRIC	701	OUTSTANDIN G			20,650.73

Start Date: 3/1/2023

End Date: 3/31/2023

LEXINGTON LOCAL SCHOOLS

Disbursement Summary Report

Reference Number	Check Number	Type	Date	Name	Vendor #	Status	Reconcile Date	Void Date	Amount
42774	94958	ACCOUNTS_P AYABLE	3/29/2023	POWER AMERICAN FIREWORKS COMPANY	13633	OUTSTANDIN G			\$ 1,500.00
42775	94959	ACCOUNTS_P AYABLE	3/29/2023	AMERICAN SAFE & VAULT SERVICE LLC	13891	OUTSTANDIN G			200.00
42777	94960	ACCOUNTS_P AYABLE	3/29/2023	DELL MARKETING L.P.	7777	OUTSTANDIN G			88.79
42797	94961	ACCOUNTS_P AYABLE	3/29/2023	ELIZABETH A. RIEGEL	10733	OUTSTANDIN G			150.00
42779	94962	ACCOUNTS_P AYABLE	3/29/2023	EQUIPARTS	11070	OUTSTANDIN G			215.27
42780	94963	ACCOUNTS_P AYABLE	3/29/2023	FINLEY'S FACILITIES SERVICES	13571	OUTSTANDIN G			202.50
42782	94964	ACCOUNTS_P AYABLE	3/29/2023	GIONINO'S PIZZERIA	9153	OUTSTANDIN G			183.95
42783	94965	ACCOUNTS_P AYABLE	3/29/2023	HILLYARD OHIO	13569	OUTSTANDIN G			545.93
42784	94966	ACCOUNTS_P AYABLE	3/29/2023	J & B ACCOUSTICA L	1555	OUTSTANDIN G			99.71
42806	94967	ACCOUNTS_P AYABLE	3/29/2023	JASON WHITESEL	11356	OUTSTANDIN G			80.00
42785	94968	ACCOUNTS_P AYABLE	3/29/2023	JOSTENS	10830	OUTSTANDIN G			14.40
42803	94969	ACCOUNTS_P AYABLE	3/29/2023	KAYLA TRUAX	13951	OUTSTANDIN G			37.00
42786	94970	ACCOUNTS_P AYABLE	3/29/2023	KELL ACE HARDWARE	8329	OUTSTANDIN G			8.99
42778	94971	ACCOUNTS_P AYABLE	3/29/2023	KELLIE DYER	12188	RECONCILED	3/31/2023		141.94
42788	94972	ACCOUNTS_P AYABLE	3/29/2023	MCGRAW- HILL EDUCATION INC	7666	OUTSTANDIN G			257.18
42789	94973	ACCOUNTS_P AYABLE	3/29/2023	MENARDS	10810	OUTSTANDIN G			1,039.91
42781	94974	ACCOUNTS_P AYABLE	3/29/2023	MICHELLE GILBERT	11495	RECONCILED	3/31/2023		381.65
42790	94975	ACCOUNTS_P AYABLE	3/29/2023	NuGEN OUTDOOR ENTERPRISE S LLC	13631	OUTSTANDIN G			269.50
42776	94976	ACCOUNTS_P AYABLE	3/29/2023	PATRICK CANNON	6571	OUTSTANDIN G			404.10
42791	94977	ACCOUNTS_P AYABLE	3/29/2023	PIONEER MANUFACTU RING CO.	1020	OUTSTANDIN G			598.36
42792	94978	ACCOUNTS_P AYABLE	3/29/2023	RENHILL GROUP, INC.	10075	OUTSTANDIN G			11,649.76
42793	94979	ACCOUNTS_P AYABLE	3/29/2023	RODERICK LINTON BELFANCE LLP	13950	OUTSTANDIN G			700.00
42787	94980	ACCOUNTS_P AYABLE	3/29/2023	RYAN KNUCKLES	10079	OUTSTANDIN G			56.11
42794	94981	ACCOUNTS_P AYABLE	3/29/2023	SARVER PAVING COMPANY	9678	OUTSTANDIN G			227.50
42795	94982	ACCOUNTS_P AYABLE	3/29/2023	SC STRATEGIC SOLUTIONS	12178	OUTSTANDIN G			6,272.16

Start Date: 3/1/2023

End Date: 3/31/2023

LEXINGTON LOCAL SCHOOLS Disbursement Summary Report

Reference Number	Check Number	Type	Date	Name	Vendor #	Status	Reconcile Date	Void Date	Amount
42796	94983	ACCOUNTS_P AYABLE	3/29/2023	LLC SIESEL DISTRIBUTIN G	10297	OUTSTANDIN G			\$ 1,555.17
42798	94984	ACCOUNTS_P AYABLE	3/29/2023	SPYDER SIGNS & GRAPHICS	9378	OUTSTANDIN G			740.00
42799	94985	ACCOUNTS_P AYABLE	3/29/2023	STANDARD PLUMBING & HEATING CO	4036	OUTSTANDIN G			1,362.27
42801	94986	ACCOUNTS_P AYABLE	3/29/2023	THE ESKEN GROUP, LLC	13446	OUTSTANDIN G			855.00
42802	94987	ACCOUNTS_P AYABLE	3/29/2023	TRANSPORTA TION ACCESSORIE S CO.	819	OUTSTANDIN G			910.37
42804	94988	ACCOUNTS_P AYABLE	3/29/2023	UCP OF GREATER CLEVELAND	13006	OUTSTANDIN G			23,625.00
42805	94989	ACCOUNTS_P AYABLE	3/29/2023	VERIZON WIRELESS	7415	OUTSTANDIN G			439.73
42800	94990	ACCOUNTS_P AYABLE	3/29/2023	VICKIE STIMA	9690	OUTSTANDIN G			39.96
42807	94991	ACCOUNTS_P AYABLE	3/29/2023	WOLFF BROS. SUPPLY, INC.	8585	OUTSTANDIN G			110.60
42808	94992	ACCOUNTS_P AYABLE	3/29/2023	WORNER ROOFING COMPANY	6035	OUTSTANDIN G			671.00
42809	94993	ACCOUNTS_P AYABLE	3/30/2023	TODD GALOWNIA	13910	OUTSTANDIN G			100.00
42810	94994	ACCOUNTS_P AYABLE	3/31/2023	ROBERT J TOMMELLEO	8823	RECONCILED	3/31/2023		125.00
42811	94995	ACCOUNTS_P AYABLE	3/31/2023	BROOKE YOUNG	13946	OUTSTANDIN G			150.00
42827	94996	ACCOUNTS_P AYABLE	3/31/2023	AMAZON CAPITAL SERVICES	13575	OUTSTANDIN G			405.88
42833	94997	ACCOUNTS_P AYABLE	3/31/2023	AMERICAN ELECTRIC POWER	701	OUTSTANDIN G			587.58
42832	94998	ACCOUNTS_P AYABLE	3/31/2023	AMY CAMPBELL	7298	OUTSTANDIN G			100.00
42817	94999	ACCOUNTS_P AYABLE	3/31/2023	CAPITAL ONE	3469	OUTSTANDIN G			124.12
42824	95000	ACCOUNTS_P AYABLE	3/31/2023	COLE DISTRIBUTIN G	9752	OUTSTANDIN G			277.24
42829	95001	ACCOUNTS_P AYABLE	3/31/2023	DRAIN PRO	11678	OUTSTANDIN G			225.00
42821	95002	ACCOUNTS_P AYABLE	3/31/2023	ELIZABETH A. RIEGEL	10733	OUTSTANDIN G			175.00
42831	95003	ACCOUNTS_P AYABLE	3/31/2023	ELZY MILLING & TRADE LTD.	10593	OUTSTANDIN G			41.50
42823	95004	ACCOUNTS_P AYABLE	3/31/2023	GRAINGER	5843	OUTSTANDIN G			332.14
42822	95005	ACCOUNTS_P AYABLE	3/31/2023	JAMES HAYES	13087	OUTSTANDIN G			776.28
42812	95006	ACCOUNTS_P AYABLE	3/31/2023	JASON WHITESEL	11356	OUTSTANDIN G			30.00
42814	95007	ACCOUNTS_P AYABLE	3/31/2023	KELL ACE HARDWARE	8329	OUTSTANDIN G			124.73
42826	95008	ACCOUNTS_P AYABLE	3/31/2023	LOWE'S	5906	OUTSTANDIN G			142.64
42830	95009	ACCOUNTS_P AYABLE	3/31/2023	MENARDS	10810	OUTSTANDIN			465.84

Start Date: 3/1/2023

End Date: 3/31/2023

LEXINGTON LOCAL SCHOOLS Disbursement Summary Report

Reference Number	Check Number	Type	Date	Name	Vendor #	Status	Reconcile Date	Void Date	Amount
		AYABLE				G			
42816	95010	ACCOUNTS_P	3/31/2023	MICHELLE SHAFFER	8304	OUTSTANDIN			\$ 76.38
		AYABLE				G			
42819	95011	ACCOUNTS_P	3/31/2023	MID-OHIO ED. SERVICE CENTER	69	OUTSTANDIN			3,107.60
		AYABLE				G			
42815	95012	ACCOUNTS_P	3/31/2023	PIONEER MANUFACTURING CO.	1020	OUTSTANDIN			598.36
		AYABLE				G			
42820	95013	ACCOUNTS_P	3/31/2023	RIVER EDUCATION SERVICES INC	13290	OUTSTANDIN			26,825.00
		AYABLE				G			
42834	95014	ACCOUNTS_P	3/31/2023	RUMPKE	11508	OUTSTANDIN			393.52
		AYABLE				G			
42818	95015	ACCOUNTS_P	3/31/2023	SAM'S CLUB DIRECT	5566	OUTSTANDIN			1,028.28
		AYABLE				G			
42828	95016	ACCOUNTS_P	3/31/2023	STANDARD PLUMBING & HEATING CO	4036	OUTSTANDIN			192.50
		AYABLE				G			
42825	95017	ACCOUNTS_P	3/31/2023	THEN DESIGN ARCHITECTURE LTD	13501	OUTSTANDIN			41,210.14
		AYABLE				G			
42813	95018	ACCOUNTS_P	3/31/2023	VILLAGE OF LEXINGTON	704	OUTSTANDIN			9,959.53
		AYABLE				G			
42835	95019	ACCOUNTS_P	3/31/2023	POST MASTER	918	OUTSTANDIN			831.46
		AYABLE				G			
42837	95020	ACCOUNTS_P	3/31/2023	LEXINGTON ATHLETIC DEPT.	3520	OUTSTANDIN			1,155.00
		AYABLE				G			
42626	691940	ACCOUNTS_P	3/7/2023	LEXINGTON SCHOOLS - PAYROLL	900934	RECONCILED	3/7/2023		3.49
		AYABLE							
42624	691941	ACCOUNTS_P	3/7/2023	MEMO-S.E.R.S.	900997	RECONCILED	3/7/2023		2,833.67
		AYABLE							
42625	691942	ACCOUNTS_P	3/7/2023	MEMO-S.T.R.S.	900998	RECONCILED	3/7/2023		8,426.35
		AYABLE							
42628	691943	ACCOUNTS_P	3/9/2023	LEXINGTON SCHOOLS - PAYROLL	900934	RECONCILED	3/9/2023		669,822.43
		AYABLE							
42627	691944	ACCOUNTS_P	3/7/2023	LEXINGTON SCHOOLS - PAYROLL	900934	RECONCILED	3/7/2023		9,054.01
		AYABLE							
42660	691945	ACCOUNTS_P	3/10/2023	GORDON FOOD SERVICE	900652	RECONCILED	3/10/2023		23,992.35
		AYABLE							
42661	691946	ACCOUNTS_P	3/10/2023	PITNEY BOWES GLOBAL FINANCIAL SERVICES	13717	RECONCILED	3/10/2023		596.49
		AYABLE							
42694	691947	ACCOUNTS_P	3/16/2023	ANTHEM BENEFIT SERVICES	900902	RECONCILED	3/16/2023		401,295.91
		AYABLE							
42695	691948	ACCOUNTS_P	3/16/2023	MEMO-S.E.R.S.	900997	RECONCILED	3/16/2023		2,886.75
		AYABLE							
42696	691949	ACCOUNTS_P	3/16/2023	MEMO-S.T.R.S.	900998	RECONCILED	3/16/2023		8,102.95
		AYABLE							
42715	691950	ACCOUNTS_P	3/17/2023	ZIONS BANCORPORATION, NATIONAL	900319	RECONCILED	3/17/2023		912,903.13
		AYABLE							
42717	691951	ACCOUNTS_P	3/20/2023	MEMO-MID OHIO ESC	900069	RECONCILED	3/20/2023		56,261.41
		AYABLE							
42768	691952	PAYROLL	3/14/2023	LEXINGTON		RECONCILED	3/18/2023		630,300.52

Start Date: 3/1/2023

End Date: 3/31/2023

LEXINGTON LOCAL SCHOOLS Disbursement Summary Report

Reference Number	Check Number	Type	Date	Name	Vendor #	Status	Reconcile Date	Void Date	Amount
42836	691953	ACCOUNTS_P AYABLE	3/31/2023	LOCAL SCHOOLS MORROW COUNTY AUDITOR	900359	RECONCILED	3/31/2023		\$ 15,172.43
42838	691954	ACCOUNTS_P AYABLE	3/31/2023	MORROW COUNTY AUDITOR	900359	RECONCILED	3/31/2023		1,105.84
Grand Total									\$ 4,322,867.06

Reporting Period: March 2023 (FY 2023)

4/4/23 2:25 PM

Start Date: 3/01/2023

End Date: 3/31/2023

LEXINGTON LOCAL SCHOOLS Receipts Ledger Report

Receipt #	Line #	Date	Type	Description	Full Account Code	Amount
Fund: 001						
Receipt: 1111						
77822	1	3/29/2023	RC	Real Estate Tax - Morrow	001-1111-0000-000000-000	\$ 236,354.66
77822	2	3/29/2023	RC	Emergency Tax - Morrow	001-1111-0000-000000-000	147,830.48
77829	1	3/31/2023	RC	Mobile Home Tax -Morrow	001-1111-0000-000000-000	5,590.94
77829	2	3/31/2023	RC	Mobile Home Tax Morrow -Emer	001-1111-0000-000000-000	3,500.73
						\$ 393,276.81
Receipt: 1122						
77822	6	3/29/2023	RC	Pers Prop Tax - Morrow	001-1122-0000-000000-000	30,356.65
77822	7	3/29/2023	RC	Pers Prop Tax Emerg - Morrow	001-1122-0000-000000-000	13,386.43
						\$ 43,743.08
Receipt: 1211						
77742	1	3/2/2023	RC	Preschool tuition	001-1211-0000-000000-500	1,000.00
77750	1	3/6/2023	RC	Tuition	001-1211-0000-000000-000	1,376.00
77754	1	3/7/2023	RC	Preschool tuition	001-1211-0000-000000-500	300.00
77778	1	3/16/2023	RC	Preschool tuition	001-1211-0000-000000-500	600.00
77809	1	3/27/2023	RC	Preschool tuition	001-1211-0000-000000-500	800.00
77816	1	3/29/2023	RC	Tuition	001-1211-0000-000000-000	688.36
						\$ 4,764.36
Receipt: 1221						
77774	21	3/17/2023	RC	JV50 Tuition (SF-14)	001-1221-0000-000000-000	62,495.47
						\$ 62,495.47
Receipt: 1223						
77774	22	3/17/2023	RC	JV52 Tuition (SF-14)	001-1223-0000-000000-000	39,091.62
						\$ 39,091.62
Receipt: 1410						
77834	1	3/31/2023	RC	Richland Bank Interest	001-1410-0000-000000-000	14,876.76
						\$ 14,876.76
Receipt: 1740						
77743	2	3/2/2023	RC	Western school fees	001-1740-0000-000000-500	96.00
77744	2	3/2/2023	RC	Central school fees	001-1740-0000-000000-400	24.00
77745	2	3/2/2023	RC	Central school fees	001-1740-0000-000000-400	24.00
77746	2	3/2/2023	RC	Central school fees	001-1740-0000-000000-400	24.00
77751	1	3/6/2023	RC	School fees	001-1740-0000-000000-100	298.00
77756	2	3/7/2023	RC	Western school fees	001-1740-0000-000000-500	24.00
77766	2	3/15/2023	RC	School Fees - Landyn Fairchild	001-1740-0000-000000-300	60.00
77779	2	3/16/2023	RC	Western school fees	001-1740-0000-000000-500	72.00
77781	2	3/20/2023	RC	School Fees	001-1740-0000-000000-100	137.00
77793	1	3/22/2023	RC	School fees	001-1740-0000-000000-200	22.00
77798	2	3/22/2023	RC	School Fees	001-1740-0000-000000-100	78.95

Reporting Period: March 2023 (FY 2023)

Start Date: 3/01/2023

End Date: 3/31/2023

4/4/23 2:25 PM

LEXINGTON LOCAL SCHOOLS Receipts Ledger Report

Receipt #	Line #	Date	Type	Description	Full Account Code	Amount
77795	2	3/23/2023	RC	Central school fees	001-1740-0000-000000-400	\$ 48.00
77796	2	3/23/2023	RC	Central school fees	001-1740-0000-000000-400	24.00
77810	2	3/27/2023	RC	Western school fees	001-1740-0000-000000-500	72.00
77811	1	3/27/2023	RC	Summer school fees	001-1740-0000-000000-100	420.00
77819	1	3/28/2023	RC	School fees	001-1740-0000-000000-200	31.00
77828	1	3/31/2023	RC	HS Fees - Pay For It	001-1740-0000-000000-100	929.00
77828	2	3/31/2023	RC	Central Fees - Pay For It	001-1740-0000-000000-400	270.00
77828	3	3/31/2023	RC	Jr High Fees - Pay For It	001-1740-0000-000000-200	61.00
77828	4	3/31/2023	RC	Eastern Fees - Pay For It	001-1740-0000-000000-300	444.00
77828	5	3/31/2023	RC	Western Fees - Pay For It	001-1740-0000-000000-500	300.00
77830	1	3/31/2023	RC	CCP Tuition pymt	001-1740-0000-000000-100	999.30
77830	2	3/31/2023	RC	School Fees	001-1740-0000-000000-100	45.00
77831	2	3/31/2023	RC	Eastern school fees	001-1740-0000-000000-300	140.00
						\$ 4,643.25
Receipt:	1810					
77817	1	3/29/2023	RC	Building rental	001-1810-0000-000000-000	30.00
						\$ 30.00
Receipt:	1890					
77773	2	3/15/2023	RC	CenturyLink Refund	001-1890-0000-000000-000	30.97
77799	2	3/24/2023	RC	HS Recycling	001-1890-0000-000000-000	18.72
						\$ 49.69
Receipt:	3110					
77768	1	3/3/2023	RC	Base Cost	001-3110-0000-000000-000	244,040.48
77768	3	3/3/2023	RC	Targeted Assistance	001-3110-0000-000000-000	40,279.94
77768	4	3/3/2023	RC	Special Education Funding	001-3110-0000-000000-000	36,680.72
77768	8	3/3/2023	RC	Supplement Targeted Assistance	001-3110-0000-000000-000	0.00
77768	9	3/3/2023	RC	Temporary Transitional Aid Guarantee	001-3110-0000-000000-000	0.00
77768	11	3/3/2023	RC	Transportation	001-3110-0000-000000-000	24,018.60
77768	12	3/3/2023	RC	Formula Transition Supplement	001-3110-0000-000000-000	0.00
77768	13	3/3/2023	RC	Preschool Special Educ Funding	001-3110-0000-000000-000	12,820.56
77768	14	3/3/2023	RC	Special Educ Transportation	001-3110-0000-000000-000	2,640.18
77774	1	3/17/2023	RC	Base Cost	001-3110-0000-000000-000	243,653.49
77774	3	3/17/2023	RC	Targeted Assistance	001-3110-0000-000000-000	39,663.91
77774	4	3/17/2023	RC	Special Education Funding	001-3110-0000-000000-000	36,645.46
77774	8	3/17/2023	RC	Supplement Targeted Assistance	001-3110-0000-000000-000	0.00
77774	9	3/17/2023	RC	Temporary Transitional Aid Guarantee	001-3110-0000-000000-000	0.00
77774	11	3/17/2023	RC	Transportation	001-3110-0000-000000-000	24,018.59
77774	12	3/17/2023	RC	Formula Transition Supplement	001-3110-0000-000000-000	0.00
77774	13	3/17/2023	RC	Preschool Special Educ Funding	001-3110-0000-000000-000	10,173.79
77774	14	3/17/2023	RC	Special Educ Transportation	001-3110-0000-000000-000	2,640.17

Reporting Period: March 2023 (FY 2023)

Start Date: 3/01/2023

End Date: 3/31/2023

4/4/23 2:25 PM

LEXINGTON LOCAL SCHOOLS
Receipts Ledger Report

Receipt #	Line #	Date	Type	Description	Full Account Code	Amount
						\$ 717,275.89
Receipt:	3211					
77768	5	3/3/2023	RC	Economic Disadvantaged Funding	001-3211-0000-000000-000	1,992.20
77774	5	3/17/2023	RC	Economic Disadvantaged Funding	001-3211-0000-000000-000	1,987.55
						\$ 3,979.75
Receipt:	3215					
77768	10	3/3/2023	RC	Career Tech Education Funding	001-3215-0000-000000-000	17.14
77774	10	3/17/2023	RC	Career Tech Education Funding	001-3215-0000-000000-000	17.14
						\$ 34.28
Receipt:	3216					
77768	7	3/3/2023	RC	Gifted Education Funding	001-3216-0000-000000-000	5,017.05
77774	7	3/17/2023	RC	Gifted Education Funding	001-3216-0000-000000-000	5,014.92
						\$ 10,031.97
Receipt:	3217					
77768	6	3/3/2023	RC	English Learners Funding	001-3217-0000-000000-000	148.23
77774	6	3/17/2023	RC	English Learners Funding	001-3217-0000-000000-000	148.22
						\$ 296.45
Receipt:	3218					
77768	2	3/3/2023	RC	Base Cost - Student Wellness and Success	001-3218-0000-000000-000	12,540.25
77774	2	3/17/2023	RC	Base Cost - Student Wellness and Success	001-3218-0000-000000-000	12,520.36
						\$ 25,060.61
Receipt:	5300					
77799	8	3/24/2023	RC	UST Compensation Board Claim Payment	001-5300-0000-000000-000	7,450.21
						\$ 7,450.21
						\$ 1,327,100.20
Fund:	002					
Receipt:	1111					
77822	3	3/29/2023	RC	Bond Ret Tax - Morrow	002-1111-0000-000000-000	103,535.44
77829	3	3/31/2023	RC	MH Tax Morrow - Bond Ret	002-1111-0000-000000-000	2,232.76
						\$ 105,768.20
Receipt:	1122					
77822	8	3/29/2023	RC	Pers Prop Tax Bond Ret - Morrow	002-1122-0000-000000-000	8,537.81
						\$ 8,537.81
						\$ 114,306.01
Fund:	003					
Receipt:	1111					
77822	4	3/29/2023	RC	Permanent Improv Tax - Morrow	003-1111-0000-000000-000	19,758.91
77829	4	3/31/2023	RC	Mobile Home Tax-Morrow PI	003-1111-0000-000000-000	449.42
						\$ 20,208.33
Receipt:	1122					

Reporting Period: March 2023 (FY 2023)

Start Date: 3/01/2023

End Date: 3/31/2023

4/4/23 2:25 PM

LEXINGTON LOCAL SCHOOLS Receipts Ledger Report

Receipt #	Line #	Date	Type	Description	Full Account Code	Amount
77822	9	3/29/2023	RC	Pers Prop Tax PI - Morrow	003-1122-0000-000000-000	\$ 2,845.92
						\$ 2,845.92
						\$ 23,054.25
Fund:	004					
Receipt:	1410					
77834	6	3/31/2023	RC	LFI Fund	004-1410-0000-000000-000	1,477.94
						\$ 1,477.94
						\$ 1,477.94
Fund:	006					
Receipt:	1410					
77834	4	3/31/2023	RC	Richland Bank Interest	006-1410-0000-000000-000	777.36
						\$ 777.36
Receipt:	1511					
77767	21	3/3/2023	RC	HS/JH Breakfast	006-1511-0000-000000-100	164.50
77767	22	3/3/2023	RC	Eastern Breakfast	006-1511-0000-000000-300	17.70
77767	23	3/3/2023	RC	Central Breakfast	006-1511-0000-000000-400	63.60
77767	24	3/3/2023	RC	Western Breakfast	006-1511-0000-000000-500	47.00
77786	21	3/10/2023	RC	HS/JH Breakfast	006-1511-0000-000000-100	274.55
77786	22	3/10/2023	RC	Eastern Breakfast	006-1511-0000-000000-300	62.40
77786	23	3/10/2023	RC	Central Breakfast	006-1511-0000-000000-400	141.20
77786	24	3/10/2023	RC	Western Breakfast	006-1511-0000-000000-500	105.45
77792	21	3/17/2023	RC	HS/JH Breakfast	006-1511-0000-000000-100	213.70
77792	22	3/17/2023	RC	Eastern Breakfast	006-1511-0000-000000-300	79.80
77792	23	3/17/2023	RC	Central Breakfast	006-1511-0000-000000-400	129.60
77792	24	3/17/2023	RC	Western Breakfast	006-1511-0000-000000-500	90.00
77808	21	3/24/2023	RC	HS/JH Breakfast	006-1511-0000-000000-100	261.15
77808	22	3/24/2023	RC	Eastern Breakfast	006-1511-0000-000000-300	78.45
77808	23	3/24/2023	RC	Central Breakfast	006-1511-0000-000000-400	153.30
77808	24	3/24/2023	RC	Western Breakfast	006-1511-0000-000000-500	101.15
77827	21	3/31/2023	RC	HS/JH Breakfast	006-1511-0000-000000-100	250.00
77827	22	3/31/2023	RC	Eastern Breakfast	006-1511-0000-000000-300	85.80
77827	23	3/31/2023	RC	Central Breakfast	006-1511-0000-000000-400	157.50
77827	24	3/31/2023	RC	Western Breakfast	006-1511-0000-000000-500	99.90
						\$ 2,576.75
Receipt:	1512					
77767	1	3/3/2023	RC	HS/JH Stu. Type A	006-1512-0000-000000-100	3,573.85
77767	5	3/3/2023	RC	HS/JH ROA Stu. Type A	006-1512-0000-000000-100	(3,808.35)
77767	6	3/3/2023	RC	Eastern Stu. Type A	006-1512-0000-000000-300	1,278.60
77767	10	3/3/2023	RC	Eastern ROA Stu. Type A	006-1512-0000-000000-300	(1,023.90)
77767	11	3/3/2023	RC	Central Stu. Type A	006-1512-0000-000000-400	949.60

Reporting Period: March 2023 (FY 2023)

4/4/23 2:25 PM

Start Date: 3/01/2023

End Date: 3/31/2023

LEXINGTON LOCAL SCHOOLS Receipts Ledger Report

Receipt #	Line #	Date	Type	Description	Full Account Code	Amount
77767	15	3/3/2023	RC	Central ROA Stu. Type A	006-1512-0000-000000-400	\$ (884.29)
77767	16	3/3/2023	RC	Western Stu. Type A	006-1512-0000-000000-500	716.80
77767	20	3/3/2023	RC	Western ROA Stu. Type A	006-1512-0000-000000-500	(604.10)
77786	1	3/10/2023	RC	HS/JH Stu. Type A	006-1512-0000-000000-100	5,913.30
77786	5	3/10/2023	RC	HS/JH ROA Stu. Type A	006-1512-0000-000000-100	(6,732.70)
77786	6	3/10/2023	RC	Eastern Stu. Type A	006-1512-0000-000000-300	2,035.40
77786	10	3/10/2023	RC	Eastern ROA Stu. Type A	006-1512-0000-000000-300	(2,011.95)
77786	11	3/10/2023	RC	Central Stu. Type A	006-1512-0000-000000-400	1,640.80
77786	15	3/10/2023	RC	Central ROA Stu. Type A	006-1512-0000-000000-400	(1,356.50)
77786	16	3/10/2023	RC	Western Stu. Type A	006-1512-0000-000000-500	1,342.60
77786	20	3/10/2023	RC	Western ROA Stu. Type A	006-1512-0000-000000-500	(1,275.65)
77792	1	3/17/2023	RC	HS/JH Stu. Type A	006-1512-0000-000000-100	5,870.75
77792	5	3/17/2023	RC	HS/JH ROA Stu. Type A	006-1512-0000-000000-100	(6,105.90)
77792	6	3/17/2023	RC	Eastern Stu. Type A	006-1512-0000-000000-300	2,080.80
77792	10	3/17/2023	RC	Eastern ROA Stu. Type A	006-1512-0000-000000-300	(1,889.80)
77792	11	3/17/2023	RC	Central Stu. Type A	006-1512-0000-000000-400	1,612.60
77792	15	3/17/2023	RC	Central ROA Stu. Type A	006-1512-0000-000000-400	(1,630.37)
77792	16	3/17/2023	RC	Western Stu. Type A	006-1512-0000-000000-500	1,260.00
77792	20	3/17/2023	RC	Western ROA Stu. Type A	006-1512-0000-000000-500	(1,105.25)
77808	1	3/24/2023	RC	HS/JH Stu. Type A	006-1512-0000-000000-100	6,078.55
77808	5	3/24/2023	RC	HS/JH ROA Stu. Type A	006-1512-0000-000000-100	(5,968.05)
77808	6	3/24/2023	RC	Eastern Stu. Type A	006-1512-0000-000000-300	2,128.60
77808	10	3/24/2023	RC	Eastern ROA Stu. Type A	006-1512-0000-000000-300	(2,126.35)
77808	11	3/24/2023	RC	Central Stu. Type A	006-1512-0000-000000-400	1,690.60
77808	15	3/24/2023	RC	Central ROA Stu. Type A	006-1512-0000-000000-400	(1,681.24)
77808	16	3/24/2023	RC	Western Stu. Type A	006-1512-0000-000000-500	1,264.20
77808	20	3/24/2023	RC	Western ROA Stu. Type A	006-1512-0000-000000-500	(881.45)
77827	1	3/31/2023	RC	HS/JH Stu. Type A	006-1512-0000-000000-100	5,747.00
77827	5	3/31/2023	RC	HS/JH ROA Stu. Type A	006-1512-0000-000000-100	(6,103.71)
77827	6	3/31/2023	RC	Eastern Stu. Type A	006-1512-0000-000000-300	2,009.60
77827	10	3/31/2023	RC	Eastern ROA Stu. Type A	006-1512-0000-000000-300	(1,785.68)
77827	11	3/31/2023	RC	Central Stu. Type A	006-1512-0000-000000-400	1,542.65
77827	15	3/31/2023	RC	Central ROA Stu. Type A	006-1512-0000-000000-400	(1,465.30)
77827	16	3/31/2023	RC	Western Stu. Type A	006-1512-0000-000000-500	1,147.60
77827	20	3/31/2023	RC	Western ROA Stu. Type A	006-1512-0000-000000-500	(1,030.70)
77828	6	3/31/2023	RC	HS/JH Lunch - Pay For It	006-1512-0000-000000-100	27,977.23
77828	7	3/31/2023	RC	Jr High Lunch - Pay For It	006-1512-0000-000000-200	16.25
77828	8	3/31/2023	RC	Eastern Lunch - Pay For It	006-1512-0000-000000-300	7,639.90
77828	9	3/31/2023	RC	Central Lunch - Pay For It	006-1512-0000-000000-400	6,966.61
77828	10	3/31/2023	RC	Western Lunch - Pay For It	006-1512-0000-000000-500	4,506.35

Reporting Period: March 2023 (FY 2023)

Start Date: 3/01/2023

End Date: 3/31/2023

4/4/23 2:25 PM

LEXINGTON LOCAL SCHOOLS Receipts Ledger Report

Receipt #	Line #	Date	Type	Description	Full Account Code	Amount	
						\$ 47,519.00	
Receipt:	1513						
77767	3	3/3/2023	RC	HS/JH Stu. ALa Carte	006-1513-0000-000000-100	\$ 1,604.65	
77767	8	3/3/2023	RC	Eastern Stu. Ala Carte	006-1513-0000-000000-300	201.95	
77767	13	3/3/2023	RC	Central Stu. Ala Carte	006-1513-0000-000000-400	93.25	
77767	18	3/3/2023	RC	Western Stu. Ala Carte	006-1513-0000-000000-500	44.50	
77786	3	3/10/2023	RC	HS/JH Stu. ALa Carte	006-1513-0000-000000-100	2,678.90	
77786	8	3/10/2023	RC	Eastern Stu. Ala Carte	006-1513-0000-000000-300	333.15	
77786	13	3/10/2023	RC	Central Stu. Ala Carte	006-1513-0000-000000-400	129.50	
77786	18	3/10/2023	RC	Western Stu. Ala Carte	006-1513-0000-000000-500	71.00	
77766	1	3/15/2023	RC	Eastern Lunch account	006-1513-0000-000000-300	(60.00)	
77792	3	3/17/2023	RC	HS/JH Stu. ALa Carte	006-1513-0000-000000-100	2,563.20	
77792	8	3/17/2023	RC	Eastern Stu. Ala Carte	006-1513-0000-000000-300	251.65	
77792	13	3/17/2023	RC	Central Stu. Ala Carte	006-1513-0000-000000-400	135.00	
77792	18	3/17/2023	RC	Western Stu. Ala Carte	006-1513-0000-000000-500	42.25	
77808	3	3/24/2023	RC	HS/JH Stu. ALa Carte	006-1513-0000-000000-100	2,712.80	
77808	8	3/24/2023	RC	Eastern Stu. Ala Carte	006-1513-0000-000000-300	304.70	
77808	13	3/24/2023	RC	Central Stu. Ala Carte	006-1513-0000-000000-400	123.50	
77808	18	3/24/2023	RC	Western Stu. Ala Carte	006-1513-0000-000000-500	43.00	
77827	3	3/31/2023	RC	HS/JH Stu. ALa Carte	006-1513-0000-000000-100	2,605.25	
77827	8	3/31/2023	RC	Eastern Stu. Ala Carte	006-1513-0000-000000-300	258.55	
77827	13	3/31/2023	RC	Central Stu. Ala Carte	006-1513-0000-000000-400	50.25	
77827	18	3/31/2023	RC	Western Stu. Ala Carte	006-1513-0000-000000-500	33.00	
						\$ 14,220.05	
Receipt:	1514						
77767	2	3/3/2023	RC	HS/JH Stu. Milk	006-1514-0000-000000-100	4.50	
77767	7	3/3/2023	RC	Eastern Stu. Milk	006-1514-0000-000000-300	2.00	
77767	12	3/3/2023	RC	Central Stu. Milk	006-1514-0000-000000-400	5.50	
77767	17	3/3/2023	RC	Western Stu. Milk	006-1514-0000-000000-500	3.50	
77786	2	3/10/2023	RC	HS/JH Stu. Milk	006-1514-0000-000000-100	18.00	
77786	7	3/10/2023	RC	Eastern Stu. Milk	006-1514-0000-000000-300	3.50	
77786	12	3/10/2023	RC	Central Stu. Milk	006-1514-0000-000000-400	7.00	
77786	17	3/10/2023	RC	Western Stu. Milk	006-1514-0000-000000-500	5.50	
77792	2	3/17/2023	RC	HS/JH Stu. Milk	006-1514-0000-000000-100	13.00	
77792	7	3/17/2023	RC	Eastern Stu. Milk	006-1514-0000-000000-300	4.00	
77792	12	3/17/2023	RC	Central Stu. Milk	006-1514-0000-000000-400	6.00	
77792	17	3/17/2023	RC	Western Stu. Milk	006-1514-0000-000000-500	6.00	
77808	2	3/24/2023	RC	HS/JH Stu. Milk	006-1514-0000-000000-100	10.00	
77808	7	3/24/2023	RC	Eastern Stu. Milk	006-1514-0000-000000-300	4.00	
77808	12	3/24/2023	RC	Central Stu. Milk	006-1514-0000-000000-400	5.00	

Reporting Period: March 2023 (FY 2023)

Start Date: 3/01/2023

End Date: 3/31/2023

4/4/23 2:25 PM

LEXINGTON LOCAL SCHOOLS Receipts Ledger Report

Receipt #	Line #	Date	Type	Description	Full Account Code	Amount
77808	17	3/24/2023	RC	Western Stu. Milk	006-1514-0000-000000-500	\$ 5.50
77827	2	3/31/2023	RC	HS/JH Stu. Milk	006-1514-0000-000000-100	12.00
77827	7	3/31/2023	RC	Eastern Stu. Milk	006-1514-0000-000000-300	4.50
77827	12	3/31/2023	RC	Central Stu. Milk	006-1514-0000-000000-400	4.50
77827	17	3/31/2023	RC	Western Stu. Milk	006-1514-0000-000000-500	6.50
						\$ 130.50
Receipt:	1523					
77767	4	3/3/2023	RC	HS/JH Adult Ala Carte	006-1523-0000-000000-100	106.45
77767	9	3/3/2023	RC	Eastern Adult Ala Carte	006-1523-0000-000000-300	10.05
77767	14	3/3/2023	RC	Central Adult Ala Carte	006-1523-0000-000000-400	4.50
77767	19	3/3/2023	RC	Western Adult Ala Carte	006-1523-0000-000000-500	1.00
77786	4	3/10/2023	RC	HS/JH Adult Ala Carte	006-1523-0000-000000-100	149.05
77786	9	3/10/2023	RC	Eastern Adult Ala Carte	006-1523-0000-000000-300	10.75
77786	14	3/10/2023	RC	Central Adult Ala Carte	006-1523-0000-000000-400	4.50
77786	19	3/10/2023	RC	Western Adult Ala Carte	006-1523-0000-000000-500	4.75
77792	4	3/17/2023	RC	HS/JH Adult Ala Carte	006-1523-0000-000000-100	122.35
77792	9	3/17/2023	RC	Eastern Adult Ala Carte	006-1523-0000-000000-300	28.00
77792	14	3/17/2023	RC	Central Adult Ala Carte	006-1523-0000-000000-400	2.25
77792	19	3/17/2023	RC	Western Adult Ala Carte	006-1523-0000-000000-500	2.50
77808	4	3/24/2023	RC	HS/JH Adult Ala Carte	006-1523-0000-000000-100	186.50
77808	9	3/24/2023	RC	Eastern Adult Ala Carte	006-1523-0000-000000-300	19.15
77808	14	3/24/2023	RC	Central Adult Ala Carte	006-1523-0000-000000-400	0.90
77808	19	3/24/2023	RC	Western Adult Ala Carte	006-1523-0000-000000-500	16.00
77827	4	3/31/2023	RC	HS/JH Adult Ala Carte	006-1523-0000-000000-100	144.70
77827	9	3/31/2023	RC	Eastern Adult Ala Carte	006-1523-0000-000000-300	50.50
77827	14	3/31/2023	RC	Central Adult Ala Carte	006-1523-0000-000000-400	4.25
77827	19	3/31/2023	RC	Western Adult Ala Carte	006-1523-0000-000000-500	10.50
						\$ 878.65
Receipt:	1890					
77788	1	3/20/2023	RC	Preschool snacks	006-1890-0000-000000-000	469.25
						\$ 469.25
Receipt:	4120					
77769	1	3/7/2023	RC	Federal Reimb Lunch High	006-4120-0000-000000-100	17,282.18
77769	2	3/7/2023	RC	Federal Reimb Lunch Jr High	006-4120-0000-000000-200	0.00
77769	3	3/7/2023	RC	Federal Reimb Lunch Central	006-4120-0000-000000-400	6,859.24
77769	4	3/7/2023	RC	Federal Reimb Lunch East	006-4120-0000-000000-300	9,199.20
77769	5	3/7/2023	RC	Federal Reimb Lunch Western	006-4120-0000-000000-500	4,326.40
77769	6	3/7/2023	RC	Fed Reimb Breakfast - High	006-4120-0000-000000-100	905.74
77769	7	3/7/2023	RC	Federal Reimb Breakfast - Jr H	006-4120-0000-000000-200	0.00
77769	8	3/7/2023	RC	Federal Reimb Break - Central	006-4120-0000-000000-400	1,023.32

Reporting Period: March 2023 (FY 2023)

Start Date: 3/01/2023

End Date: 3/31/2023

4/4/23 2:25 PM

LEXINGTON LOCAL SCHOOLS Receipts Ledger Report

Receipt #	Line #	Date	Type	Description	Full Account Code	Amount
77769	9	3/7/2023	RC	Federal Reimb Break - East	006-4120-0000-000000-300	\$ 1,327.87
77769	10	3/7/2023	RC	Federal Reimb Break - Western	006-4120-0000-000000-500	467.48
77769	11	3/7/2023	RC	Federal Reimb Special Milk - Western	006-4120-0000-000000-500	53.74
77807	1	3/28/2023	RC	Federal Reimb Lunch High	006-4120-0000-000000-100	18,000.86
77807	2	3/28/2023	RC	Federal Reimb Lunch Jr High	006-4120-0000-000000-200	0.00
77807	3	3/28/2023	RC	Federal Reimb Lunch Central	006-4120-0000-000000-400	7,559.73
77807	4	3/28/2023	RC	Federal Reimb Lunch East	006-4120-0000-000000-300	9,873.51
77807	5	3/28/2023	RC	Federal Reimb Lunch Western	006-4120-0000-000000-500	4,695.13
77807	6	3/28/2023	RC	Fed Reimb Breakfast - High	006-4120-0000-000000-100	1,116.98
77807	7	3/28/2023	RC	Federal Reimb Breakfast - Jr H	006-4120-0000-000000-200	0.00
77807	8	3/28/2023	RC	Federal Reimb Break - Central	006-4120-0000-000000-400	1,193.14
77807	9	3/28/2023	RC	Federal Reimb Break - East	006-4120-0000-000000-300	1,509.37
77807	10	3/28/2023	RC	Federal Reimb Break - Western	006-4120-0000-000000-500	566.60
77807	11	3/28/2023	RC	Federal Reimb Special Milk - Western	006-4120-0000-000000-500	56.91
						\$ 86,017.40
						\$ 152,588.96
Fund:	007					
Receipt:	1410					
77834	5	3/31/2023	RC	Richland Bank Int - Minutemen	007-1410-9100-000000-000	331.28
						\$ 331.28
Fund:	010					
Receipt:	1410					
77834	7	3/31/2023	RC	Classroom Facilities Fund	010-1410-0000-000000-000	2,792.47
						\$ 2,792.47
Fund:	018					
Receipt:	1630					
77831	1	3/31/2023	RC	Eastern fees princ acct	018-1630-9300-000000-000	10.00
77744	1	3/2/2023	RC	Central fees princ acct	018-1630-9400-000000-000	6.00
77745	1	3/2/2023	RC	Central fees princ acct	018-1630-9400-000000-000	6.00
77746	1	3/2/2023	RC	Central fees princ acct	018-1630-9400-000000-000	6.00
77761	1	3/10/2023	RC	Kroger Check	018-1630-9400-000000-000	217.09
77795	1	3/23/2023	RC	Central fees princ acct	018-1630-9400-000000-000	12.00
77796	1	3/23/2023	RC	Central fees princ acct	018-1630-9400-000000-000	6.00
77743	1	3/2/2023	RC	Western fees princ acct	018-1630-9500-000000-000	24.00
77755	1	3/7/2023	RC	Kroger check	018-1630-9500-000000-000	315.91
77756	1	3/7/2023	RC	Western fees princ acct	018-1630-9500-000000-000	6.00
77779	1	3/16/2023	RC	Western fees princ acct	018-1630-9500-000000-000	18.00
77810	1	3/27/2023	RC	Western fees princ acct	018-1630-9500-000000-000	18.00

Reporting Period: March 2023 (FY 2023)

4/4/23 2:25 PM

Start Date: 3/01/2023

End Date: 3/31/2023

LEXINGTON LOCAL SCHOOLS Receipts Ledger Report

Receipt #	Line #	Date	Type	Description	Full Account Code	Amount
						\$ 645.00
Receipt:	1690					
77753	1	3/6/2023	RC	MD Coffee service	018-1690-9100-000000-000	\$ 120.04
77781	1	3/20/2023	RC	Merchant services pymt	018-1690-9100-000000-000	15.00
77812	1	3/27/2023	RC	MD Coffee service	018-1690-9100-000000-000	118.35
						\$ 253.39
Receipt:	1820					
77825	2	3/29/2023	RC	Eastern Donation	018-1820-9300-000000-000	50.00
						\$ 50.00
Receipt:	1890					
77797	1	3/23/2023	RC	Central Lost Library book	018-1890-9401-000000-000	5.00
77780	1	3/16/2023	RC	Lost Library Books / Book Fair	018-1890-9501-000000-000	67.73
77837	1	3/23/2023	RC	Western Library Grant	018-1890-9501-000000-000	350.00
						\$ 422.73
						\$ 1,371.12
Fund:	019					
Receipt:	1820					
77773	8	3/15/2023	RC	Directions CU Cares for Classrooms Grant	019-1820-9305-000000-000	500.00
						\$ 500.00
Receipt:	1890					
77773	5	3/15/2023	RC	PTO Recycling-Central	019-1890-9121-000000-000	10.99
77773	6	3/15/2023	RC	PTO Recycling-Eastern	019-1890-9122-000000-000	10.99
77773	7	3/15/2023	RC	PTO Recycling-Western	019-1890-9123-000000-000	11.00
						\$ 32.98
						\$ 532.98
Fund:	024					
Receipt:	1410					
77834	2	3/31/2023	RC	Richland Bank Int. 024	024-1410-0000-000000-000	972.21
						\$ 972.21
Receipt:	1872					
77814	1	3/28/2023	RC	Board's Premiums March	024-1872-0000-000000-000	401,295.91
77815	1	3/28/2023	RC	Employees' Premiums March	024-1872-0000-000000-000	73,800.58
						\$ 475,096.49
						\$ 476,068.70
Fund:	034					
Receipt:	1111					
77822	5	3/29/2023	RC	Perm Improv (.5 Mill) - Morrow	034-1111-0000-000000-000	5,562.34
77829	5	3/31/2023	RC	MH Tax Morrow - PI (.5 Mill)	034-1111-0000-000000-000	118.64
						\$ 5,680.98
Receipt:	1122					

Reporting Period: March 2023 (FY 2023)

Start Date: 3/01/2023

End Date: 3/31/2023

4/4/23 2:25 PM

LEXINGTON LOCAL SCHOOLS Receipts Ledger Report

Receipt #	Line #	Date	Type	Description	Full Account Code	Amount
77822	10	3/29/2023	RC	Pers Prop Tax-PI (.5 Mill)-Morrow	034-1122-0000-000000-000	\$ 527.04
						<u>\$ 527.04</u>
						<u>\$ 6,208.02</u>
Fund:	200					
Receipt:	1620					
77757	1	3/1/2023	RC	Musical Into the Woods Online Sales	200-1620-9102-000000-000	36.00
77758	1	3/7/2023	RC	Musical Into the Woods Online Sales	200-1620-9102-000000-000	30.00
77759	1	3/8/2023	RC	Musical Into the Woods Online Sales	200-1620-9102-000000-000	24.00
77760	1	3/10/2023	RC	Musical Into the Woods Online Sales	200-1620-9102-000000-000	30.00
77763	1	3/13/2023	RC	Musical Into the Woods Online Sales	200-1620-9102-000000-000	10.00
77764	1	3/14/2023	RC	Musical Into the Woods Online Sales	200-1620-9102-000000-000	26.00
77765	1	3/15/2023	RC	Musical Into the Woods Online Sales	200-1620-9102-000000-000	34.00
77784	1	3/21/2023	RC	Musical Into the Woods Online Sales	200-1620-9102-000000-000	78.00
77785	1	3/22/2023	RC	Musical Into the Woods Online Sales	200-1620-9102-000000-000	180.00
77790	1	3/23/2023	RC	Musical Into the Woods Online Sales	200-1620-9102-000000-000	80.00
77791	1	3/24/2023	RC	Musical Into the Woods Online Sales	200-1620-9102-000000-000	32.00
77800	1	3/28/2023	RC	Musical Into the Woods Online Sales	200-1620-9102-000000-000	170.00
77801	1	3/29/2023	RC	Musical Into the Woods Online Sales	200-1620-9102-000000-000	106.00
77823	1	3/31/2023	RC	Musical Into the Woods Online Sales	200-1620-9102-000000-000	170.00
77747	1	3/6/2023	RC	Student Council - Teacher Workroom Snack Sales	200-1620-9114-000000-000	75.50
77748	1	3/6/2023	RC	Student Council - Valentine Gram Sales	200-1620-9114-000000-000	206.50
77772	1	3/15/2023	RC	Student Council - Lyle Bracelet Sales	200-1620-9114-000000-000	306.00
77777	1	3/16/2023	RC	Student Council - Lyle Bracelet Sales	200-1620-9114-000000-000	190.00
77794	1	3/22/2023	RC	Student Council - Lyle Bracelet Sales	200-1620-9114-000000-000	610.00
77749	1	3/6/2023	RC	Yearbook sales	200-1620-9119-000000-000	120.00
77798	1	3/22/2023	RC	Yearbook sales	200-1620-9119-000000-000	60.00
						<u>\$ 2,574.00</u>
Receipt:	1690					
77741	1	3/1/2023	RC	Drama Musical Sponsor	200-1690-9102-000000-000	1,000.00
77752	1	3/6/2023	RC	Drama Musical Sponsor	200-1690-9102-000000-000	200.00
77776	1	3/16/2023	RC	Yearbook ad sales	200-1690-9119-000000-000	160.00
77782	1	3/20/2023	RC	Yearbook ad sales	200-1690-9119-000000-000	115.00
77813	1	3/27/2023	RC	Yearbook ad sales	200-1690-9119-000000-000	250.00
77832	1	3/31/2023	RC	Yearbook ad sales	200-1690-9119-000000-000	275.00
						<u>\$ 2,000.00</u>
						<u>\$ 4,574.00</u>
Fund:	300					
Receipt:	1610					
77833	1	3/31/2023	RC	JH Track Adm vs. West Holmes	300-1610-9600-000000-719	985.00

Reporting Period: March 2023 (FY 2023)

4/4/23 2:25 PM

Start Date: 3/01/2023

End Date: 3/31/2023

LEXINGTON LOCAL SCHOOLS
Receipts Ledger Report

Receipt #	Line #	Date	Type	Description	Full Account Code	Amount	
						\$ 985.00	
Receipt:	1690						
77762	2	3/10/2023	RC	Game One Rebate	300-1690-9600-000000-000	\$ 550.91	
						\$ 550.91	
Receipt:	1890						
77762	1	3/10/2023	RC	Track Invite Entry Fee	300-1890-9600-000000-712	250.00	
						\$ 250.00	
						\$ 1,785.91	
Fund:	451						
Receipt:	3219						
77770	1	3/14/2023	RC	Network Connectivity Revenue	451-3219-9023-000000-000	4,500.00	
						\$ 4,500.00	
						\$ 4,500.00	
Fund:	499						
Receipt:	3219						
77835	1	3/31/2023	RC	Ohio School Safety Grant Rev	499-3219-9022-000000-000	(12,497.09)	
77835	2	3/31/2023	RC	Ohio School Safety Grant Rev	499-3219-9023-000000-000	12,497.09	
77802	1	3/28/2023	RC	School Bus Purchasing Revenue	499-3219-9121-000000-000	135,000.00	
						\$ 135,000.00	
						\$ 135,000.00	
Fund:	507						
Receipt:	4220						
77803	1	3/28/2023	RC	ARP ESSER Revenue	507-4220-9022-000000-000	124,104.24	
						\$ 124,104.24	
						\$ 124,104.24	
Fund:	516						
Receipt:	4220						
77820	1	3/29/2023	RC	IDEA-B Revenue	516-4220-9023-000000-000	116,011.83	
						\$ 116,011.83	
						\$ 116,011.83	
Fund:	572						
Receipt:	4220						
77804	1	3/28/2023	RC	Title I Revenue	572-4220-9023-000000-000	68,169.58	
77824	1	3/31/2023	RC	EOEC Revenue	572-4220-9923-000000-000	1,783.65	
						\$ 69,953.23	
						\$ 69,953.23	
Fund:	584						
Receipt:	4220						
77805	1	3/28/2023	RC	Title IV Revenue	584-4220-9023-000000-000	1,934.97	
						\$ 1,934.97	

Reporting Period: March 2023 (FY 2023)

4/4/23 2:25 PM

Start Date: 3/01/2023

End Date: 3/31/2023

LEXINGTON LOCAL SCHOOLS
Receipts Ledger Report

Receipt #	Line #	Date	Type	Description	Full Account Code	Amount	
						\$ 1,934.97	
Fund:	587						
Receipt:	4220						
77821	1	3/29/2023	RC	ECSE Revenue	587-4220-9023-000000-000	\$ 2,184.42	
						\$ 2,184.42	
						\$ 2,184.42	
Fund:	590						
Receipt:	4220						
77806	1	3/28/2023	RC	Title II-A Revenue	590-4220-9023-000000-000	9,588.90	
						\$ 9,588.90	
						\$ 9,588.90	
Grand Total						\$ 2,575,469.43	

Reporting Period: March 2023 (FY 2023)

4/4/23 2:22 PM

As Of Period: 03/31/2023

LEXINGTON LOCAL SCHOOLS
Revenue Account Summary

Fund-SCC	Description	FYTDReceivable	FYTD Received	MTD Received	YTD Received
SCC:	0000				
001-0000	GENERAL FUND	\$ 23,986,204.23	\$ 14,157,248.78	\$ 1,327,100.20	\$ 2,984,486.29
		\$ 23,986,204.23	\$ 14,157,248.78	\$ 1,327,100.20	\$ 2,984,486.29
SCC:	9412				
001-9412	GENERAL BUDGET RESERVE SET- ASIDE-1%/BWC	0.00	0.00	0.00	0.00
		\$ 0.00	\$ 0.00	\$ 0.00	\$ 0.00
SCC:	0000				
002-0000	BOND RETIREMENT FUND	3,434,171.28	1,572,179.30	114,306.01	114,306.01
003-0000	PERMANENT IMPROVEMENT FUND	764,319.86	346,602.09	23,054.25	23,054.25
004-0000	LFI BUILDING FUND	10,409.13	31,578.27	1,477.94	7,329.32
006-0000	FOOD SERVICE FUND	1,185,721.35	638,704.91	152,588.96	300,026.52
		\$ 5,394,621.62	\$ 2,589,064.57	\$ 291,427.16	\$ 444,716.10
SCC:	9100				
007-9100	LEXINGTON MINUTEMEN ACADEMIC SCHOLARSHIP FUND	16,178.28	11,355.83	331.28	3,326.70
		\$ 16,178.28	\$ 11,355.83	\$ 331.28	\$ 3,326.70
SCC:	9800				
007-9800	TERRY McCAMMON SCHOLARSHIP FUND	0.00	0.00	0.00	0.00
		\$ 0.00	\$ 0.00	\$ 0.00	\$ 0.00
SCC:	9801				
007-9801	MINUTEMAN ALUMNI SCHOLARSHIP FUND	0.00	0.00	0.00	0.00
		\$ 0.00	\$ 0.00	\$ 0.00	\$ 0.00
SCC:	9999				
007-9999	LEXINGTON SCHOOLS TRUST FUND	0.00	0.00	0.00	0.00
		\$ 0.00	\$ 0.00	\$ 0.00	\$ 0.00
SCC:	0000				
010-0000	CLASSROOM FACILITIES CONSTRUCTION FUND	31,933.97	56,980.61	2,792.47	21,940.26
		\$ 31,933.97	\$ 56,980.61	\$ 2,792.47	\$ 21,940.26
SCC:	9100				
018-9100	HIGH SCHOOL PRINCIPAL'S FUND	5,336.93	3,846.28	253.39	1,253.26
		\$ 5,336.93	\$ 3,846.28	\$ 253.39	\$ 1,253.26
SCC:	9101				
018-9101	HIGH SCHOOL FLOWER FUND	393.00	0.00	0.00	0.00
		\$ 393.00	\$ 0.00	\$ 0.00	\$ 0.00
SCC:	9200				
018-9200	JUNIOR HIGH PRINCIPAL'S FUND	2,501.19	(204.42)	0.00	0.00
		\$ 2,501.19	\$ (204.42)	\$ 0.00	\$ 0.00
SCC:	9300				

Reporting Period: March 2023 (FY 2023)
 As Of Period: 03/31/2023

4/4/23 2:22 PM

LEXINGTON LOCAL SCHOOLS
Revenue Account Summary

Fund-SCC	Description	FYTDReceivable	FYTD Received	MTD Received	YTD Received
018-9300	EASTERN PRINCIPAL'S FUND	\$ 3,148.68	\$ 4,980.87	\$ 60.00	\$ 173.95
		\$ 3,148.68	\$ 4,980.87	\$ 60.00	\$ 173.95
SCC:	9301				
018-9301	EASTERN ELEMENTARY BOOKFAIR/BOXTOPS FUND	8,070.13	0.00	0.00	0.00
		\$ 8,070.13	\$ 0.00	\$ 0.00	\$ 0.00
SCC:	9302				
018-9302	EASTERN ELEMENTARY MATH	0.00	0.00	0.00	0.00
		\$ 0.00	\$ 0.00	\$ 0.00	\$ 0.00
SCC:	9303				
018-9303	EASTERN RUN CLUB	1,075.00	1,060.00	0.00	0.00
		\$ 1,075.00	\$ 1,060.00	\$ 0.00	\$ 0.00
SCC:	9400				
018-9400	CENTRAL PRINCIPAL'S FUND	3,050.29	2,402.95	253.09	601.33
		\$ 3,050.29	\$ 2,402.95	\$ 253.09	\$ 601.33
SCC:	9401				
018-9401	CENTRAL ELEMENTARY BOOKFAIR FUND	4,030.04	3,185.47	5.00	73.00
		\$ 4,030.04	\$ 3,185.47	\$ 5.00	\$ 73.00
SCC:	9402				
018-9402	CENTRAL ELEMENTARY ART	0.00	0.00	0.00	0.00
		\$ 0.00	\$ 0.00	\$ 0.00	\$ 0.00
SCC:	9500				
018-9500	WESTERN PRINCIPAL'S FUND	3,507.65	3,370.70	381.91	453.91
		\$ 3,507.65	\$ 3,370.70	\$ 381.91	\$ 453.91
SCC:	9501				
018-9501	WESTERN ELEMENTARY BOOKFAIR/BOXTOPS FUND	4,438.42	4,178.46	417.73	4,153.46
		\$ 4,438.42	\$ 4,178.46	\$ 417.73	\$ 4,153.46
SCC:	9502				
018-9502	HIGH SCHOOL ACADEMIC BOOSTERS FUND	0.00	0.00	0.00	0.00
		\$ 0.00	\$ 0.00	\$ 0.00	\$ 0.00
SCC:	9503				
018-9503	WESTERN ELEMENTARY ART	0.00	0.00	0.00	0.00
		\$ 0.00	\$ 0.00	\$ 0.00	\$ 0.00
SCC:	9602				
018-9602	JUNIOR HIGH ACADEMIC BOOSTERS FUND	0.00	0.00	0.00	0.00
		\$ 0.00	\$ 0.00	\$ 0.00	\$ 0.00
SCC:	9901				
018-9901	JUNIOR HIGH TEACHER ADVISORY FUND	0.00	0.00	0.00	0.00

Reporting Period: March 2023 (FY 2023)

4/4/23 2:22 PM

As Of Period: 03/31/2023

LEXINGTON LOCAL SCHOOLS
Revenue Account Summary

Fund-SCC	Description	FYTDReceivable	FYTD Received	MTD Received	YTD Received
SCC:	9001	\$ 0.00	\$ 0.00	\$ 0.00	\$ 0.00
019-9001	ACADEMIC BOOSTERS GRANTS	\$ 0.00	\$ 0.00	\$ 0.00	\$ 0.00
		\$ 0.00	\$ 0.00	\$ 0.00	\$ 0.00
SCC:	9121				
019-9121	CENTRAL ELEMENTARY PTO GRANTS	89.94	68.61	10.99	28.48
		\$ 89.94	\$ 68.61	\$ 10.99	\$ 28.48
SCC:	9122				
019-9122	EASTERN ELEMENTARY PTO GRANTS	89.95	1,068.60	10.99	28.48
		\$ 89.95	\$ 1,068.60	\$ 10.99	\$ 28.48
SCC:	9123				
019-9123	WESTERN ELEMENTARY PTO GRANTS	89.94	2,068.58	11.00	28.49
		\$ 89.94	\$ 2,068.58	\$ 11.00	\$ 28.49
SCC:	9200				
019-9200	RICHLAND COUNTY FOUNDATION GRANT PLAYGROUND	0.00	0.00	0.00	0.00
		\$ 0.00	\$ 0.00	\$ 0.00	\$ 0.00
SCC:	9201				
019-9201	RICHLAND COUNTY FOUNDATION GRANT CENTRAL PRID	0.00	0.00	0.00	0.00
		\$ 0.00	\$ 0.00	\$ 0.00	\$ 0.00
SCC:	9202				
019-9202	RICHLAND COUNTY FOUNDATION GRANT-HENSEL FY15	0.00	0.00	0.00	0.00
		\$ 0.00	\$ 0.00	\$ 0.00	\$ 0.00
SCC:	9204				
019-9204	RICHLAND COUNTY FOUNDATION GRANT-PELPHREY 15	0.00	0.00	0.00	0.00
		\$ 0.00	\$ 0.00	\$ 0.00	\$ 0.00
SCC:	9205				
019-9205	RICHLAND CO FOUNDATION GRANT-STAINED GLASS 16	0.00	0.00	0.00	0.00
		\$ 0.00	\$ 0.00	\$ 0.00	\$ 0.00
SCC:	9206				
019-9206	RICHLAND CO FOUNDATION GRANT-SEASONAL SCIE 16	0.00	0.00	0.00	0.00
		\$ 0.00	\$ 0.00	\$ 0.00	\$ 0.00
SCC:	9207				
019-9207	RICHLAND CO FOUNDATION-SCORE COMMON CORE 16	0.00	0.00	0.00	0.00
		\$ 0.00	\$ 0.00	\$ 0.00	\$ 0.00

Reporting Period: March 2023 (FY 2023)

As Of Period: 03/31/2023

4/4/23 2:22 PM

LEXINGTON LOCAL SCHOOLS
Revenue Account Summary

Fund-SCC	Description	FYTDReceivable	FYTD Received	MTD Received	YTD Received
SCC:	9208				
019-9208	RICHLAND CO FOUND-BUILD A COMM OF READERS	\$ 0.00	\$ 0.00	\$ 0.00	\$ 0.00
		\$ 0.00	\$ 0.00	\$ 0.00	\$ 0.00
SCC:	9209				
019-9209	RICH CO FOUND-LEARN TO READ FOR A LIFETIME	0.00	0.00	0.00	0.00
		\$ 0.00	\$ 0.00	\$ 0.00	\$ 0.00
SCC:	9210				
019-9210	RICH CO FOUND-MULTI-SENS APPROACH TO LEARNING	0.00	0.00	0.00	0.00
		\$ 0.00	\$ 0.00	\$ 0.00	\$ 0.00
SCC:	9211				
019-9211	RICH CO FOUND-BEE AWARENESS	0.00	0.00	0.00	0.00
		\$ 0.00	\$ 0.00	\$ 0.00	\$ 0.00
SCC:	9212				
019-9212	RICH CO FOUND-DONT LET THE PIGEON STOP TALK	0.00	0.00	0.00	0.00
		\$ 0.00	\$ 0.00	\$ 0.00	\$ 0.00
SCC:	9213				
019-9213	RICH CO FOUND-BRAIN GAMES 5.0	0.00	0.00	0.00	0.00
		\$ 0.00	\$ 0.00	\$ 0.00	\$ 0.00
SCC:	9214				
019-9214	RICH CO FOUND-TALKING SENSE TO OUR NUMBERS	0.00	0.00	0.00	0.00
		\$ 0.00	\$ 0.00	\$ 0.00	\$ 0.00
SCC:	9215				
019-9215	RICH CO FOUND-SEE THE CIVILIZATION	0.00	0.00	0.00	0.00
		\$ 0.00	\$ 0.00	\$ 0.00	\$ 0.00
SCC:	9216				
019-9216	RICH CO FOUND-SCIENCE OLYMPIAD	0.00	0.00	0.00	0.00
		\$ 0.00	\$ 0.00	\$ 0.00	\$ 0.00
SCC:	9217				
019-9217	RICH CO FOUND-KICK BACK WITH CLASSICS	0.00	0.00	0.00	0.00
		\$ 0.00	\$ 0.00	\$ 0.00	\$ 0.00
SCC:	9218				
019-9218	RICH CO FOUND-WRITE STUFF STEAM KIT	0.00	0.00	0.00	0.00
		\$ 0.00	\$ 0.00	\$ 0.00	\$ 0.00
SCC:	9219				
019-9219	RICH CO FOUND-CLASSROOM	0.00	0.00	0.00	0.00

Reporting Period: March 2023 (FY 2023)

4/4/23 2:22 PM

As Of Period: 03/31/2023

LEXINGTON LOCAL SCHOOLS
Revenue Account Summary

Fund-SCC	Description	FYTDReceivable	FYTD Received	MTD Received	YTD Received
	LIBRARY				
SCC:	9220	\$ 0.00	\$ 0.00	\$ 0.00	\$ 0.00
019-9220	RICH CO FOUND-LEGOS AND BUILDING BLOCKS	\$ 0.00	\$ 0.00	\$ 0.00	\$ 0.00
		\$ 0.00	\$ 0.00	\$ 0.00	\$ 0.00
SCC:	9221				
019-9221	RICH CO FOUND-SCIENCE DISCOVERY BINS	0.00	0.00	0.00	0.00
		\$ 0.00	\$ 0.00	\$ 0.00	\$ 0.00
SCC:	9222				
019-9222	RICH CO FOUND-ONE BIG HAPPY FAMILY	0.00	0.00	0.00	0.00
		\$ 0.00	\$ 0.00	\$ 0.00	\$ 0.00
SCC:	9223				
019-9223	RICH CO FOUND-MAKER MAVEN STEM	0.00	0.00	0.00	0.00
		\$ 0.00	\$ 0.00	\$ 0.00	\$ 0.00
SCC:	9224				
019-9224	RICH CO FOUND-STEM SNAP CIRCUITS	0.00	0.00	0.00	0.00
		\$ 0.00	\$ 0.00	\$ 0.00	\$ 0.00
SCC:	9225				
019-9225	RICH CO FOUND GRANT-STEM MATERIALS SNAP CIRCUITS	485.94	0.00	0.00	0.00
		\$ 485.94	\$ 0.00	\$ 0.00	\$ 0.00
SCC:	9226				
019-9226	RICH CO FOUND GRANT-SCIENCE ENRICH FIELD TRIP	1,500.00	0.00	0.00	0.00
		\$ 1,500.00	\$ 0.00	\$ 0.00	\$ 0.00
SCC:	9227				
019-9227	RICH CO FOUND GRANT-CAREER BOOKS AND ACTIVITIES	532.00	532.00	0.00	0.00
		\$ 532.00	\$ 532.00	\$ 0.00	\$ 0.00
SCC:	9228				
019-9228	RICH CO FOUND GRANT-SOCIAL STUDIES MAKERSPACE	1,490.34	1,490.34	0.00	0.00
		\$ 1,490.34	\$ 1,490.34	\$ 0.00	\$ 0.00
SCC:	9301				
019-9301	RICH CO FOUND/SECO ROBOTICS GRANT (HEIMANN)	0.00	0.00	0.00	0.00
		\$ 0.00	\$ 0.00	\$ 0.00	\$ 0.00
SCC:	9302				
019-9302	RICH CO RETIRED TEACHERS	0.00	0.00	0.00	0.00

Reporting Period: March 2023 (FY 2023)

4/4/23 2:22 PM

As Of Period: 03/31/2023

LEXINGTON LOCAL SCHOOLS
Revenue Account Summary

Fund-SCC	Description	FYTDReceivable	FYTD Received	MTD Received	YTD Received
	ASSOC				
SCC:	9303	\$ 0.00	\$ 0.00	\$ 0.00	\$ 0.00
019-9303	OHIO POWER GRANT (BERRY)	\$ 0.00	\$ 0.00	\$ 0.00	\$ 0.00
		\$ 0.00	\$ 0.00	\$ 0.00	\$ 0.00
SCC:	9304				
019-9304	RICHLAND CO RETIRED TEACHERS - HS ENGLISH	200.00	0.00	0.00	0.00
		\$ 200.00	\$ 0.00	\$ 0.00	\$ 0.00
SCC:	9305				
019-9305	OTHER GRANT	0.00	500.00	500.00	500.00
		\$ 0.00	\$ 500.00	\$ 500.00	\$ 500.00
SCC:	9500				
019-9500	DOLLAR GENERAL LIT FOUND - YOUTH LIT FY16	0.00	0.00	0.00	0.00
		\$ 0.00	\$ 0.00	\$ 0.00	\$ 0.00
SCC:	9502				
019-9502	RICHLAND CO HMG SENSORY GRANT	0.00	0.00	0.00	0.00
		\$ 0.00	\$ 0.00	\$ 0.00	\$ 0.00
SCC:	9616				
019-9616	WALMART TEACHER OF THE YEAR- DANIELLE SAVAGE	0.00	0.00	0.00	0.00
		\$ 0.00	\$ 0.00	\$ 0.00	\$ 0.00
SCC:	9601				
022-9601	OHSAA TOURNAMENT AGENCY FUND	18,860.00	(10,387.25)	0.00	(1,206.40)
		\$ 18,860.00	\$ (10,387.25)	\$ 0.00	\$ (1,206.40)
SCC:	0000				
024-0000	EMPLOYEE BENEFITS FUND FOR MEDICAL/DENTAL	5,401,960.89	4,068,447.26	476,068.70	1,433,093.29
034-0000	OFCC PROJECT MAINTENANCE FUND	186,410.78	85,634.48	6,208.02	6,208.02
		\$ 5,588,371.67	\$ 4,154,081.74	\$ 482,276.72	\$ 1,439,301.31
SCC:	9101				
200-9101	HIGH SCHOOL ART CLUB	0.00	0.00	0.00	0.00
		\$ 0.00	\$ 0.00	\$ 0.00	\$ 0.00
SCC:	9102				
200-9102	HIGH SCHOOL DRAMA CLUB	11,121.66	5,266.00	2,206.00	5,266.00
		\$ 11,121.66	\$ 5,266.00	\$ 2,206.00	\$ 5,266.00
SCC:	9103				
200-9103	HIGH SCHOOL MATH CLUB	0.00	0.00	0.00	0.00
		\$ 0.00	\$ 0.00	\$ 0.00	\$ 0.00

Reporting Period: March 2023 (FY 2023)

4/4/23 2:22 PM

As Of Period: 03/31/2023

LEXINGTON LOCAL SCHOOLS
Revenue Account Summary

Fund-SCC	Description	FYTDReceivable	FYTD Received	MTD Received	YTD Received
SCC:	9104				
200-9104	HIGH SCHOOL LEADERSHIP COUNCIL	\$ 1,607.00	\$ 0.00	\$ 0.00	\$ 0.00
		\$ 1,607.00	\$ 0.00	\$ 0.00	\$ 0.00
SCC:	9105				
200-9105	HIGH SCHOOL FRENCH CLUB	0.00	105.00	0.00	0.00
		\$ 0.00	\$ 105.00	\$ 0.00	\$ 0.00
SCC:	9107				
200-9107	HIGH SCHOOL SPANISH CLUB	120.00	0.00	0.00	0.00
		\$ 120.00	\$ 0.00	\$ 0.00	\$ 0.00
SCC:	9108				
200-9108	HIGH SCHOOL LEO CLUB	148.25	417.45	0.00	0.00
		\$ 148.25	\$ 417.45	\$ 0.00	\$ 0.00
SCC:	9114				
200-9114	HIGH SCHOOL STUDENT COUNCIL FUND	2,108.21	6,479.00	1,388.00	3,318.00
		\$ 2,108.21	\$ 6,479.00	\$ 1,388.00	\$ 3,318.00
SCC:	9115				
200-9115	HIGH SCHOOL KEY CLUB	1,089.30	891.00	0.00	81.00
		\$ 1,089.30	\$ 891.00	\$ 0.00	\$ 81.00
SCC:	9116				
200-9116	HIGH SCHOOL CHESS CLUB	0.00	0.00	0.00	0.00
		\$ 0.00	\$ 0.00	\$ 0.00	\$ 0.00
SCC:	9119				
200-9119	HIGH SCHOOL YEARBOOK FUND	11,827.50	7,573.00	980.00	1,145.00
		\$ 11,827.50	\$ 7,573.00	\$ 980.00	\$ 1,145.00
SCC:	9120				
200-9120	HIGH SCHOOL JOURNALISM FUND	0.00	0.00	0.00	0.00
		\$ 0.00	\$ 0.00	\$ 0.00	\$ 0.00
SCC:	9121				
200-9121	HIGH SCHOOL NATIONAL HONOR SOCIETY	5,933.81	5,600.00	0.00	0.00
		\$ 5,933.81	\$ 5,600.00	\$ 0.00	\$ 0.00
SCC:	9160				
200-9160	HIGH SCHOOL GERMAN CLUB	0.00	0.00	0.00	0.00
		\$ 0.00	\$ 0.00	\$ 0.00	\$ 0.00
SCC:	9201				
200-9201	JUNIOR HIGH ART CLUB	128.25	277.18	0.00	277.18
		\$ 128.25	\$ 277.18	\$ 0.00	\$ 277.18
SCC:	9204				
200-9204	JUNIOR HIGH STUDENT COUNCIL FUND	1,080.70	1,266.00	0.00	288.00

Reporting Period: March 2023 (FY 2023)

4/4/23 2:22 PM

As Of Period: 03/31/2023

LEXINGTON LOCAL SCHOOLS
Revenue Account Summary

Fund-SCC	Description	FYTDReceivable	FYTD Received	MTD Received	YTD Received
		\$ 1,080.70	\$ 1,266.00	\$ 0.00	\$ 288.00
SCC:	9205				
200-9205	JUNIOR HIGH LIBRARY CLUB	\$ 0.00	\$ 0.00	\$ 0.00	\$ 0.00
		\$ 0.00	\$ 0.00	\$ 0.00	\$ 0.00
SCC:	9301				
200-9301	EASTERN ELEMENTARY STUDENT ACTIVITY FUND	946.71	3,476.77	0.00	531.90
		\$ 946.71	\$ 3,476.77	\$ 0.00	\$ 531.90
SCC:	9302				
200-9302	EASTERN ELEMENTARY ROBOTICS FUND	0.00	0.00	0.00	0.00
		\$ 0.00	\$ 0.00	\$ 0.00	\$ 0.00
SCC:	9401				
200-9401	CENTRAL ELEMENTARY STUDENT ACTIVITY FUND	0.00	0.00	0.00	0.00
		\$ 0.00	\$ 0.00	\$ 0.00	\$ 0.00
SCC:	9611				
200-9611	HIGH SCHOOL INFORMED TEENS FUND	0.00	0.00	0.00	0.00
		\$ 0.00	\$ 0.00	\$ 0.00	\$ 0.00
SCC:	9612				
200-9612	JUNIOR HIGH INFORMED TEENS FUND	575.06	15.30	0.00	9.72
		\$ 575.06	\$ 15.30	\$ 0.00	\$ 9.72
SCC:	9106				
300-9106	HIGH SCHOOL INTRAMURALS	0.00	0.00	0.00	0.00
		\$ 0.00	\$ 0.00	\$ 0.00	\$ 0.00
SCC:	9115				
300-9115	JAZZ BAND	0.00	0.00	0.00	0.00
		\$ 0.00	\$ 0.00	\$ 0.00	\$ 0.00
SCC:	9116				
300-9116	CHOIR	0.00	0.00	0.00	0.00
		\$ 0.00	\$ 0.00	\$ 0.00	\$ 0.00
SCC:	9206				
300-9206	JUNIOR HIGH PHYS ED DEPARTMENT FUND	470.00	246.00	0.00	0.00
		\$ 470.00	\$ 246.00	\$ 0.00	\$ 0.00
SCC:	9210				
300-9210	JR HIGH INSTRUMENTAL	0.00	0.00	0.00	0.00
		\$ 0.00	\$ 0.00	\$ 0.00	\$ 0.00
SCC:	9600				
300-9600	ATHLETIC FUND	239,500.00	225,288.75	1,785.91	33,948.31
		\$ 239,500.00	\$ 225,288.75	\$ 1,785.91	\$ 33,948.31

Reporting Period: March 2023 (FY 2023)
 As Of Period: 03/31/2023

4/4/23 2:22 PM

LEXINGTON LOCAL SCHOOLS
Revenue Account Summary

Fund-SCC	Description	FYTDReceivable	FYTD Received	MTD Received	YTD Received
SCC:	9601				
300-9601	ATHLETIC CAPITAL FUND	\$ 41,000.00	\$ 24,500.00	\$ 0.00	\$ 12,500.00
		\$ 41,000.00	\$ 24,500.00	\$ 0.00	\$ 12,500.00
SCC:	9602				
300-9602	ORCHESTRA	0.00	0.00	0.00	0.00
		\$ 0.00	\$ 0.00	\$ 0.00	\$ 0.00
SCC:	9603				
300-9603	ELEMENTARY MUSIC	0.00	0.00	0.00	0.00
		\$ 0.00	\$ 0.00	\$ 0.00	\$ 0.00
SCC:	9605				
300-9605	BAND	0.00	0.00	0.00	0.00
		\$ 0.00	\$ 0.00	\$ 0.00	\$ 0.00
SCC:	9020				
451-9020	Network Connectivity FY 2020	0.00	0.00	0.00	0.00
		\$ 0.00	\$ 0.00	\$ 0.00	\$ 0.00
SCC:	9021				
451-9021	Network Connectivity FY 2021	0.00	0.00	0.00	0.00
		\$ 0.00	\$ 0.00	\$ 0.00	\$ 0.00
SCC:	9022				
451-9022	Network Connectivity FY2022	0.00	0.00	0.00	0.00
		\$ 0.00	\$ 0.00	\$ 0.00	\$ 0.00
SCC:	9023				
451-9023	DATA COMMUNICATION FUND	9,000.00	9,000.00	4,500.00	4,500.00
		\$ 9,000.00	\$ 9,000.00	\$ 4,500.00	\$ 4,500.00
SCC:	9922				
451-9922	Emergency Connectivity FY2022	0.00	0.00	0.00	0.00
		\$ 0.00	\$ 0.00	\$ 0.00	\$ 0.00
SCC:	0000				
467-0000	STUDENT WELLNESS AND SUCCESS FUND	0.00	0.00	0.00	0.00
		\$ 0.00	\$ 0.00	\$ 0.00	\$ 0.00
SCC:	9020				
499-9020	SCHOOL SAFETY GRANT FY20	0.00	0.00	0.00	0.00
		\$ 0.00	\$ 0.00	\$ 0.00	\$ 0.00
SCC:	9021				
499-9021	SCHOOL SAFETY GRANT FY21	0.00	0.00	0.00	0.00
		\$ 0.00	\$ 0.00	\$ 0.00	\$ 0.00
SCC:	9022				
499-9022	SCHOOL SAFETY GRANT FY22	12,461.88	0.00	(12,497.09)	0.00
		\$ 12,461.88	\$ 0.00	\$ (12,497.09)	\$ 0.00

Reporting Period: March 2023 (FY 2023)

As Of Period: 03/31/2023

4/4/23 2:22 PM

LEXINGTON LOCAL SCHOOLS
Revenue Account Summary

Fund-SCC	Description	FYTDReceivable	FYTD Received	MTD Received	YTD Received
499-9023	MISCELLANEOUS STATE GRANT FUND	\$ 0.00	\$ 12,497.09	\$ 12,497.09	\$ 12,497.09
		\$ 0.00	\$ 12,497.09	\$ 12,497.09	\$ 12,497.09
SCC:	9101				
499-9101	STATE GRANT 2001 READING IMPROV.INCENT-CENTRA	0.00	0.00	0.00	0.00
		\$ 0.00	\$ 0.00	\$ 0.00	\$ 0.00
SCC:	9121				
499-9121	SCHOOL BUS PURCHASE PROGRAM	0.00	135,000.00	135,000.00	135,000.00
		\$ 0.00	\$ 135,000.00	\$ 135,000.00	\$ 135,000.00
SCC:	9122				
499-9122	SCHOOL BUS PURCHASE PROGRAM	135,000.00	0.00	0.00	0.00
		\$ 135,000.00	\$ 0.00	\$ 0.00	\$ 0.00
SCC:	9123				
499-9123	MISCELLANEOUS STATE GRANT FUND	0.00	0.00	0.00	0.00
		\$ 0.00	\$ 0.00	\$ 0.00	\$ 0.00
SCC:	9922				
499-9922	MISCELLANEOUS STATE GRANT FUND	0.00	0.00	0.00	0.00
		\$ 0.00	\$ 0.00	\$ 0.00	\$ 0.00
SCC:	9913				
506-9913	OHIO RESIDENT EDUCATOR PROGRAM	0.00	0.00	0.00	0.00
		\$ 0.00	\$ 0.00	\$ 0.00	\$ 0.00
SCC:	9914				
506-9914	OHIO RESIDENT EDUCATOR PROGRAM	0.00	0.00	0.00	0.00
		\$ 0.00	\$ 0.00	\$ 0.00	\$ 0.00
SCC:	0000				
507-0000	ELEMENTARY AND SECONDARY SCHOOL EMERGENCY RELIEF FUND	0.00	0.00	0.00	0.00
		\$ 0.00	\$ 0.00	\$ 0.00	\$ 0.00
SCC:	9021				
507-9021	ESSER FUNDING FY21	0.00	0.00	0.00	0.00
		\$ 0.00	\$ 0.00	\$ 0.00	\$ 0.00
SCC:	9022				
507-9022	ESSER ARP FUNDING	887,216.90	853,025.34	124,104.24	215,254.83
		\$ 887,216.90	\$ 853,025.34	\$ 124,104.24	\$ 215,254.83
SCC:	9023				
507-9023	ELEMENTARY AND SECONDARY SCHOOL EMERGENCY RELIEF FUND	0.00	0.00	0.00	0.00

Reporting Period: March 2023 (FY 2023)
 As Of Period: 03/31/2023

4/4/23 2:22 PM

LEXINGTON LOCAL SCHOOLS
Revenue Account Summary

Fund-SCC	Description	FYTDReceivable	FYTD Received	MTD Received	YTD Received
		\$ 0.00	\$ 0.00	\$ 0.00	\$ 0.00
SCC:	9921				
507-9921	ESSER II FUNDING	\$ 11,376.00	\$ 25,447.15	\$ 0.00	\$ 13,921.15
		\$ 11,376.00	\$ 25,447.15	\$ 0.00	\$ 13,921.15
SCC:	9021				
510-9021	CRF FUNDING FY21	0.00	0.00	0.00	0.00
		\$ 0.00	\$ 0.00	\$ 0.00	\$ 0.00
SCC:	9020				
516-9020	IDEA-B SPECIAL EDUCATION FY20	0.00	0.00	0.00	0.00
		\$ 0.00	\$ 0.00	\$ 0.00	\$ 0.00
SCC:	9021				
516-9021	IDEA-B SPECIAL EDUCATION FY21	0.00	0.00	0.00	0.00
		\$ 0.00	\$ 0.00	\$ 0.00	\$ 0.00
SCC:	9022				
516-9022	IDEA-B SPECIAL EDUCATION FY22	117,767.30	117,767.30	0.00	0.00
		\$ 117,767.30	\$ 117,767.30	\$ 0.00	\$ 0.00
SCC:	9023				
516-9023	IDEA PART B GRANTS	542,957.65	460,788.22	116,011.83	225,933.90
		\$ 542,957.65	\$ 460,788.22	\$ 116,011.83	\$ 225,933.90
SCC:	9922				
516-9922	IDEA PART B GRANTS	10,033.00	5,510.87	0.00	0.00
		\$ 10,033.00	\$ 5,510.87	\$ 0.00	\$ 0.00
SCC:	9020				
572-9020	TITLE I FY20	0.00	0.00	0.00	0.00
		\$ 0.00	\$ 0.00	\$ 0.00	\$ 0.00
SCC:	9021				
572-9021	TITLE I FY21	0.00	0.00	0.00	0.00
		\$ 0.00	\$ 0.00	\$ 0.00	\$ 0.00
SCC:	9022				
572-9022	TITLE I FY22	48,855.54	43,774.96	0.00	0.00
		\$ 48,855.54	\$ 43,774.96	\$ 0.00	\$ 0.00
SCC:	9023				
572-9023	TITLE I DISADVANTAGED CHILDREN	265,377.63	224,754.46	68,169.58	99,247.14
		\$ 265,377.63	\$ 224,754.46	\$ 68,169.58	\$ 99,247.14
SCC:	9921				
572-9921	EOEC	0.00	0.00	0.00	0.00
		\$ 0.00	\$ 0.00	\$ 0.00	\$ 0.00
SCC:	9922				
572-9922	TITLE I DISADVANTAGED CHILDREN	0.00	7,000.00	0.00	0.00

Reporting Period: March 2023 (FY 2023)

4/4/23 2:22 PM

As Of Period: 03/31/2023

LEXINGTON LOCAL SCHOOLS
Revenue Account Summary

Fund-SCC	Description	FYTDReceivable	FYTD Received	MTD Received	YTD Received
SCC:	9923	\$ 0.00	\$ 7,000.00	\$ 0.00	\$ 0.00
572-9923	TITLE I DISADVANTAGED CHILDREN	\$ 0.00	\$ 1,783.65	\$ 1,783.65	\$ 1,783.65
		\$ 0.00	\$ 1,783.65	\$ 1,783.65	\$ 1,783.65
SCC:	9022				
584-9022	TITLE IV FY22	0.00	0.00	0.00	0.00
		\$ 0.00	\$ 0.00	\$ 0.00	\$ 0.00
SCC:	9023				
584-9023	TITLE IV, PART A, STUDENT SUPPORT AND ACADEMIC ENRICHMENT PROGRAMS	29,875.00	26,154.52	1,934.97	5,600.04
		\$ 29,875.00	\$ 26,154.52	\$ 1,934.97	\$ 5,600.04
SCC:	9020				
587-9020	EARLY CHILDHOOD SPECIAL EDUCATION IDEA FY20	0.00	0.00	0.00	0.00
		\$ 0.00	\$ 0.00	\$ 0.00	\$ 0.00
SCC:	9021				
587-9021	EARLY CHILDHOOD SPECIAL EDUCATION IDEA FY21	0.00	0.00	0.00	0.00
		\$ 0.00	\$ 0.00	\$ 0.00	\$ 0.00
SCC:	9022				
587-9022	EARLY CHILDHOOD SPECIAL EDUCATION IDEA FY22	0.00	0.00	0.00	0.00
		\$ 0.00	\$ 0.00	\$ 0.00	\$ 0.00
SCC:	9023				
587-9023	IDEA PRESCHOOL-HANDICAPPED	12,897.63	8,065.13	2,184.42	3,775.49
		\$ 12,897.63	\$ 8,065.13	\$ 2,184.42	\$ 3,775.49
SCC:	9922				
587-9922	IDEA PRESCHOOL-HANDICAPPED	8,347.75	2,313.40	0.00	0.00
		\$ 8,347.75	\$ 2,313.40	\$ 0.00	\$ 0.00
SCC:	9020				
590-9020	TITLE II-A IMPROVING TEACHER QUALITY FY20	0.00	0.00	0.00	0.00
		\$ 0.00	\$ 0.00	\$ 0.00	\$ 0.00
SCC:	9021				
590-9021	TITLE II-A IMPROVING TEACHER QUALITY FY21	0.00	0.00	0.00	0.00
		\$ 0.00	\$ 0.00	\$ 0.00	\$ 0.00
SCC:	9022				
590-9022	TITLE II-A IMPROVING TEACHER QUALITY FY22	0.00	0.00	0.00	0.00
		\$ 0.00	\$ 0.00	\$ 0.00	\$ 0.00
SCC:	9023				

Reporting Period: March 2023 (FY 2023)

4/4/23 2:22 PM

As Of Period: 03/31/2023

LEXINGTON LOCAL SCHOOLS
Revenue Account Summary

Fund-SCC	Description	FYTDReceivable	FYTD Received	MTD Received	YTD Received
590-9023	IMPROVING TEACHER QUALITY	\$ 54,493.51	\$ 54,037.20	\$ 9,588.90	\$ 21,410.80
		\$ 54,493.51	\$ 54,037.20	\$ 9,588.90	\$ 21,410.80
SCC:	9020				
599-9020	TITLE IV FY20	0.00	0.00	0.00	0.00
		\$ 0.00	\$ 0.00	\$ 0.00	\$ 0.00
SCC:	9021				
599-9021	TITLE IV FY21	0.00	0.00	0.00	0.00
		\$ 0.00	\$ 0.00	\$ 0.00	\$ 0.00
SCC:	9023				
599-9023	MISCELLANEOUS FED. GRANT FUND	0.00	47,992.94	0.00	0.00
		\$ 0.00	\$ 47,992.94	\$ 0.00	\$ 0.00
SCC:	9921				
599-9921	RICHLAND COUNTY MOBILE HOT SPOT GRANT	0.00	0.00	0.00	0.00
		\$ 0.00	\$ 0.00	\$ 0.00	\$ 0.00
SCC:	9922				
599-9922	MISCELLANEOUS FED. GRANT FUND	0.00	0.00	0.00	0.00
		\$ 0.00	\$ 0.00	\$ 0.00	\$ 0.00
Grand Total		\$ 37,539,515.45	\$ 23,303,206.40	\$ 2,575,469.43	\$ 5,696,147.82

Reporting Period: March 2023 (FY 2023)

As Of Period: 03/31/2023

4/4/23 2:23 PM

LEXINGTON LOCAL SCHOOLS Appropriation Summary Report

Fund-SCC	Description	FYTD Appropriated	Prior Year Encumbrance	FYTD Expendable	FYTD Expended	MTD Expended	Encumbrance	Future Encumbrance	FYTD Unencumbered	Percent Expended/Encumbered
001-0000	GENERAL FUND	\$ 24,584,128.28	\$ 485,635.50	\$ 25,069,763.78	\$ 19,108,491.88	\$ 1,602,398.19	\$ 1,622,119.19	\$ 0.00	\$ 4,339,152.71	82.69 %
001-9412	GENERAL BUDGET RESERVE SET-ASIDE-1%/BWC	0.00	0.00	0.00	0.00	0.00	0.00	0.00	0.00	0.00
002-0000	BOND RETIREMENT FUND	3,130,731.26	0.00	3,130,731.26	3,094,962.23	915,925.53	0.00	0.00	35,769.03	98.86
003-0000	PERMANENT IMPROVEMENT FUND	720,477.61	139,366.22	859,843.83	705,595.74	182,653.05	193,403.59	0.00	(39,155.50)	104.55
004-0000	LFI BUILDING FUND	3,180,801.03	613,556.96	3,794,357.99	3,427,310.08	12,190.00	457,447.39	0.00	(90,399.48)	102.38
006-0000	FOOD SERVICE FUND	876,916.40	664.80	877,581.20	660,115.14	67,596.45	45,743.43	0.00	171,722.63	80.43
007-9100	LEXINGTON MINUTEMEN ACADEMIC SCHOLARSHIP FUND	17,500.00	2,200.00	19,700.00	13,150.00	0.00	4,100.00	0.00	2,450.00	87.56
007-9800	TERRY McCAMMON SCHOLARSHIP FUND	0.00	0.00	0.00	0.00	0.00	0.00	0.00	0.00	0.00
007-9801	MINUTEMAN ALUMNI SCHOLARSHIP FUND	0.00	0.00	0.00	0.00	0.00	0.00	0.00	0.00	0.00
007-9999	LEXINGTON SCHOOLS TRUST FUND	0.00	0.00	0.00	0.00	0.00	0.00	0.00	0.00	0.00
010-0000	CLASSROOM FACILITIES CONSTRUCTION FUND	(87,649.86)	9,033,757.78	8,946,107.92	8,237,643.38	235,782.17	1,092,793.03	0.00	(384,328.49)	104.30
018-9100	HIGH SCHOOL PRINCIPAL'S FUND	5,336.93	0.00	5,336.93	4,973.05	666.63	1,237.51	0.00	(873.63)	116.37
018-9101	HIGH SCHOOL FLOWER FUND	393.61	0.00	393.61	34.00	0.00	5.00	0.00	354.61	9.91
018-9200	JUNIOR HIGH PRINCIPAL'S FUND	5,579.71	130.50	5,710.21	1,027.50	0.00	130.50	0.00	4,552.21	20.28
018-9300	EASTERN PRINCIPAL'S FUND	2,104.49	0.00	2,104.49	1,561.65	382.86	2,587.38	0.00	(2,044.54)	197.15
018-9301	EASTERN ELEMENTARY BOOKFAIR/BOXTOPS FUND	8,300.24	0.00	8,300.24	186.83	0.00	4,000.00	0.00	4,113.41	50.44
018-9302	EASTERN ELEMENTARY MATH	0.00	0.00	0.00	0.00	0.00	0.00	0.00	0.00	0.00
018-9303	EASTERN RUN	1,250.00	204.86	1,454.86	970.13	0.00	469.73	0.00	15.00	98.97

Reporting Period: March 2023 (FY 2023)

4/4/23 2:23 PM

As Of Period: 03/31/2023

LEXINGTON LOCAL SCHOOLS Appropriation Summary Report

Fund-SCC	Description	FYTD Appropriated	Prior Year Encumbrance	FYTD Expendable	FYTD Expended	MTD Expended	Encumbrance	Future Encumbrance	FYTD Unencumbered	Percent Expended/Encumbered
018-9400	CLUB CENTRAL PRINCIPAL'S FUND	\$ 5,031.75	\$ 825.81	\$ 5,857.56	\$ 1,258.55	\$ 367.30	\$ 892.67	\$ 0.00	\$ 3,706.34	36.73 %
018-9401	CENTRAL ELEMENTARY BOOKFAIR FUND	6,000.00	0.00	6,000.00	1,189.41	0.00	0.00	0.00	4,810.59	19.82
018-9402	CENTRAL ELEMENTARY ART	0.00	0.00	0.00	41.60	0.00	158.40	0.00	(200.00)	0.00
018-9500	WESTERN PRINCIPAL'S FUND	3,334.77	452.36	3,787.13	3,343.39	535.89	463.67	0.00	(19.93)	100.53
018-9501	WESTERN ELEMENTARY BOOKFAIR/BOXTOP S FUND	6,000.00	0.00	6,000.00	4,043.51	3,911.68	564.40	0.00	1,392.09	76.80
018-9502	HIGH SCHOOL ACADEMIC BOOSTERS FUND	0.00	0.00	0.00	0.00	0.00	0.00	0.00	0.00	0.00
018-9503	WESTERN ELEMENTARY ART	0.00	0.00	0.00	1,174.12	0.00	0.00	0.00	(1,174.12)	0.00
018-9602	JUNIOR HIGH ACADEMIC BOOSTERS FUND	0.00	0.00	0.00	0.00	0.00	0.00	0.00	0.00	0.00
018-9901	JUNIOR HIGH TEACHER ADVISORY FUND	0.00	0.00	0.00	13.95	0.00	0.00	0.00	(13.95)	0.00
019-9001	ACADEMIC BOOSTERS GRANTS	0.00	0.00	0.00	0.00	0.00	0.00	0.00	0.00	0.00
019-9121	CENTRAL ELEMENTARY PTO GRANTS	1,500.00	0.00	1,500.00	0.00	0.00	0.00	0.00	1,500.00	0.00
019-9122	EASTERN ELEMENTARY PTO GRANTS	1,500.00	0.00	1,500.00	0.00	0.00	0.00	0.00	1,500.00	0.00
019-9123	WESTERN ELEMENTARY PTO GRANTS	1,500.00	0.00	1,500.00	0.00	0.00	0.00	0.00	1,500.00	0.00
019-9200	RICHLAND COUNTY FOUNDATION GRANT PLAYGROUND	0.00	0.00	0.00	0.00	0.00	0.00	0.00	0.00	0.00
019-9201	RICHLAND COUNTY FOUNDATION GRANT CENTRAL PRID	0.00	0.00	0.00	0.00	0.00	0.00	0.00	0.00	0.00
019-9202	RICHLAND COUNTY FOUNDATION GRANT-HENSEL FY15	0.00	0.00	0.00	0.00	0.00	0.00	0.00	0.00	0.00

Reporting Period: March 2023 (FY 2023)

As Of Period: 03/31/2023

4/4/23 2:23 PM

LEXINGTON LOCAL SCHOOLS Appropriation Summary Report

Fund-SCC	Description	FYTD Appropriated	Prior Year Encumbrance	FYTD Expendable	FYTD Expended	MTD Expended	Encumbrance	Future Encumbrance	FYTD Unencumbered	Percent Expended/Encumbered
019-9204	RICHLAND COUNTY FOUNDATION GRANT-PELPHREY 15	\$ 0.00	\$ 0.00	\$ 0.00	\$ 0.00	\$ 0.00	\$ 0.00	\$ 0.00	\$ 0.00	0.00 %
019-9205	RICHLAND CO FOUNDATION GRANT-STAINED GLASS 16	0.00	0.00	0.00	0.00	0.00	0.00	0.00	0.00	0.00
019-9206	RICHLAND CO FOUNDATION GRANT-SEASONAL SCIE 16	0.00	0.00	0.00	0.00	0.00	0.00	0.00	0.00	0.00
019-9207	RICHLAND CO FOUNDATION-S CORE COMMON CORE 16	0.00	0.00	0.00	0.00	0.00	0.00	0.00	0.00	0.00
019-9208	RICHLAND CO FOUND-BUILD A COMM OF READERS	0.00	0.00	0.00	0.00	0.00	0.00	0.00	0.00	0.00
019-9209	RICH CO FOUND-LEARN TO READ FOR A LIFETIME	0.00	0.00	0.00	0.00	0.00	0.00	0.00	0.00	0.00
019-9210	RICH CO FOUND-MULTI-SENS APPROACH TO LEARNING	0.00	0.00	0.00	0.00	0.00	0.00	0.00	0.00	0.00
019-9211	RICH CO FOUND-BEE AWARENESS	0.00	0.00	0.00	0.00	0.00	0.00	0.00	0.00	0.00
019-9212	RICH CO FOUND-DONT LET THE PIGEON STOP TALK	0.00	0.00	0.00	0.00	0.00	0.00	0.00	0.00	0.00
019-9213	RICH CO FOUND-BRAIN GAMES 5.0	0.00	0.00	0.00	0.00	0.00	0.00	0.00	0.00	0.00
019-9214	RICH CO FOUND-TALKING SENSE TO OUR NUMBERS	0.00	0.00	0.00	0.00	0.00	0.00	0.00	0.00	0.00
019-9215	RICH CO FOUND-SEE THE CIVILIZATION	0.00	0.00	0.00	0.00	0.00	0.00	0.00	0.00	0.00
019-9216	RICH CO FOUND-SCIENCE OLYMPIAD	0.00	0.00	0.00	0.00	0.00	0.00	0.00	0.00	0.00
019-9217	RICH CO FOUND-KICK BACK WITH CLASSICS	0.00	0.00	0.00	0.00	0.00	0.00	0.00	0.00	0.00
019-9218	RICH CO FOUND-WRITE STUFF STEAM KIT	0.00	0.00	0.00	0.00	0.00	0.00	0.00	0.00	0.00

Reporting Period: March 2023 (FY 2023)

As Of Period: 03/31/2023

4/4/23 2:23 PM

LEXINGTON LOCAL SCHOOLS Appropriation Summary Report

Fund-SCC	Description	FYTD Appropriated	Prior Year Encumbrance	FYTD Expendable	FYTD Expended	MTD Expended	Encumbrance	Future Encumbrance	FYTD Unencumbered	Percent Expended/Encumbered
019-9219	RICH CO FOUND-CLASSROOM LIBRARY	\$ 0.00	\$ 0.00	\$ 0.00	\$ 0.00	\$ 0.00	\$ 0.00	\$ 0.00	\$ 0.00	0.00 %
019-9220	RICH CO FOUND-LEGOS AND BUILDING BLOCKS	0.00	0.00	0.00	0.00	0.00	0.00	0.00	0.00	0.00
019-9221	RICH CO FOUND-SCIENCE DISCOVERY BINS	0.00	0.00	0.00	0.00	0.00	0.00	0.00	0.00	0.00
019-9222	RICH CO FOUND-ONE BIG HAPPY FAMILY	0.00	0.00	0.00	0.00	0.00	0.00	0.00	0.00	0.00
019-9223	RICH CO FOUND-MAKER MAVEN STEM	0.00	0.00	0.00	0.00	0.00	0.00	0.00	0.00	0.00
019-9224	RICH CO FOUND-STEM SNAP CIRCUITS	0.00	0.00	0.00	0.00	0.00	0.00	0.00	0.00	0.00
019-9225	RICH CO FOUND GRANT-STEM MATERIALS SNAP CIRCUITS	0.00	0.00	0.00	0.00	0.00	0.00	0.00	0.00	0.00
019-9226	RICH CO FOUND GRANT-SCIENCE ENRICH FIELD TRIP	0.00	0.00	0.00	253.00	0.00	176.00	0.00	(429.00)	0.00
019-9227	RICH CO FOUND GRANT-CAREER BOOKS AND ACTIVITIES	532.00	0.00	532.00	532.00	532.00	532.00	0.00	(532.00)	200.00
019-9228	RICH CO FOUND GRANT-SOCIAL STUDIES MAKERSPACE	1,490.34	0.00	1,490.34	1,472.82	0.00	17.52	0.00	0.00	100.00
019-9301	RICH CO FOUND/SECO ROBOTICS GRANT (HEIMANN)	0.00	0.00	0.00	0.00	0.00	0.00	0.00	0.00	0.00
019-9302	RICH CO RETIRED TEACHERS ASSOC	0.00	0.00	0.00	0.00	0.00	0.00	0.00	0.00	0.00
019-9303	OHIO POWER GRANT (BERRY)	0.00	0.00	0.00	0.00	0.00	0.00	0.00	0.00	0.00
019-9304	RICHLAND CO RETIRED TEACHERS - HS ENGLISH	0.00	0.00	0.00	0.00	0.00	0.00	0.00	0.00	0.00
019-9305	OTHER GRANT	0.00	0.00	0.00	274.83	274.83	269.35	0.00	(544.18)	0.00
019-9500	DOLLAR GENERAL LIT FOUND -	0.00	0.00	0.00	0.00	0.00	0.00	0.00	0.00	0.00

Reporting Period: March 2023 (FY 2023)

4/4/23 2:23 PM

As Of Period: 03/31/2023

LEXINGTON LOCAL SCHOOLS Appropriation Summary Report

Fund-SCC	Description	FYTD Appropriated	Prior Year Encumbrance	FYTD Expendable	FYTD Expended	MTD Expended	Encumbrance	Future Encumbrance	FYTD Unencumbered	Percent Expended/Encumbered
	YOUTH LIT FY16									
019-9502	RICHLAND CO HMG SENSORY GRANT	\$ 0.00	\$ 0.00	\$ 0.00	\$ 0.00	\$ 0.00	\$ 0.00	\$ 0.00	\$ 0.00	0.00 %
019-9616	WALMART TEACHER OF THE YEAR-DANIELLE SAVAGE	0.00	0.00	0.00	0.00	0.00	0.00	0.00	0.00	0.00
022-9601	OHSAA TOURNAMENT AGENCY FUND	11,545.88	4,975.00	16,520.88	5,309.78	0.00	0.00	0.00	11,211.10	32.14
024-0000	EMPLOYEE BENEFITS FUND FOR MEDICAL/DENTAL	5,658,000.00	259,508.34	5,917,508.34	4,068,567.28	544,583.23	450,889.72	0.00	1,398,051.34	76.37
034-0000	OFCC PROJECT MAINTENANCE FUND	3,206.00	0.00	3,206.00	53,325.34	162.94	0.00	0.00	(50,119.34)	1663.30
200-9101	HIGH SCHOOL ART CLUB	0.00	0.00	0.00	0.00	0.00	0.00	0.00	0.00	0.00
200-9102	HIGH SCHOOL DRAMA CLUB	11,300.00	550.00	11,850.00	3,629.28	1,714.49	3,875.00	0.00	4,345.72	63.33
200-9103	HIGH SCHOOL MATH CLUB	0.00	0.00	0.00	0.00	0.00	0.00	0.00	0.00	0.00
200-9104	HIGH SCHOOL LEADERSHIP COUNCIL	1,650.00	250.00	1,900.00	0.00	0.00	250.00	0.00	1,650.00	13.16
200-9105	HIGH SCHOOL FRENCH CLUB	0.00	0.00	0.00	0.00	0.00	0.00	0.00	0.00	0.00
200-9107	HIGH SCHOOL SPANISH CLUB	0.00	252.00	252.00	0.00	0.00	252.00	0.00	0.00	100.00
200-9108	HIGH SCHOOL LEO CLUB	1,000.00	601.14	1,601.14	76.07	56.11	825.07	0.00	700.00	56.28
200-9114	HIGH SCHOOL STUDENT COUNCIL FUND	2,500.00	1,050.00	3,550.00	3,133.20	63.34	1,182.00	0.00	(765.20)	121.55
200-9115	HIGH SCHOOL KEY CLUB	2,500.00	0.00	2,500.00	1,152.12	344.00	0.00	0.00	1,347.88	46.08
200-9116	HIGH SCHOOL CHESS CLUB	0.00	0.00	0.00	0.00	0.00	176.54	0.00	(176.54)	0.00
200-9119	HIGH SCHOOL YEARBOOK FUND	15,000.00	12,404.20	27,404.20	15,254.95	2,450.15	17,749.82	0.00	(5,600.57)	120.44
200-9120	HIGH SCHOOL JOURNALISM FUND	0.00	0.00	0.00	0.00	0.00	0.00	0.00	0.00	0.00
200-9121	HIGH SCHOOL NATIONAL HONOR SOCIETY	5,933.81	0.00	5,933.81	3,695.50	0.00	0.00	0.00	2,238.31	62.28
200-9160	HIGH SCHOOL GERMAN CLUB	0.00	0.00	0.00	0.00	0.00	0.00	0.00	0.00	0.00

Reporting Period: March 2023 (FY 2023)

4/4/23 2:23 PM

As Of Period: 03/31/2023

LEXINGTON LOCAL SCHOOLS Appropriation Summary Report

Fund-SCC	Description	FYTD Appropriated	Prior Year Encumbrance	FYTD Expendable	FYTD Expended	MTD Expended	Encumbrance	Future Encumbrance	FYTD Unencumbered	Percent Expended/Encumbered
200-9201	JUNIOR HIGH ART CLUB	\$ 500.00	\$ 0.00	\$ 500.00	\$ 500.00	\$ 500.00	\$ 0.00	\$ 0.00	\$ 0.00	100.00 %
200-9204	JUNIOR HIGH STUDENT COUNCIL FUND	1,750.00	0.00	1,750.00	812.46	0.00	0.00	0.00	937.54	46.43
200-9205	JUNIOR HIGH LIBRARY CLUB	0.00	0.00	0.00	0.00	0.00	0.00	0.00	0.00	0.00
200-9301	EASTERN ELEMENTARY STUDENT ACTIVITY FUND	1,500.00	0.00	1,500.00	3,059.71	0.00	1,065.29	0.00	(2,625.00)	275.00
200-9302	EASTERN ELEMENTARY ROBOTICS FUND	0.00	0.00	0.00	0.00	0.00	0.00	0.00	0.00	0.00
200-9401	CENTRAL ELEMENTARY STUDENT ACTIVITY FUND	0.00	0.00	0.00	0.00	0.00	0.00	0.00	0.00	0.00
200-9611	HIGH SCHOOL INFORMED TEENS FUND	0.00	0.00	0.00	0.00	0.00	0.00	0.00	0.00	0.00
200-9612	JUNIOR HIGH INFORMED TEENS FUND	500.00	500.00	1,000.00	0.00	0.00	500.00	0.00	500.00	50.00
300-9106	HIGH SCHOOL INTRAMURALS	0.00	0.00	0.00	0.00	0.00	0.00	0.00	0.00	0.00
300-9115	JAZZ BAND	0.00	0.00	0.00	754.99	0.00	0.00	0.00	(754.99)	0.00
300-9116	CHOIR	0.00	0.00	0.00	0.00	0.00	0.00	0.00	0.00	0.00
300-9206	JUNIOR HIGH PHYS ED DEPARTMENT FUND	666.01	0.00	666.01	0.00	0.00	1,200.00	0.00	(533.99)	180.18
300-9210	JR HIGH INSTRUMENTAL	0.00	0.00	0.00	0.00	0.00	0.00	0.00	0.00	0.00
300-9600	ATHLETIC FUND	239,030.00	18,633.56	257,663.56	204,048.95	15,483.25	87,283.34	0.00	(33,668.73)	113.07
300-9601	ATHLETIC CAPITAL FUND	37,969.24	6,386.66	44,355.90	0.00	0.00	26,274.44	0.00	18,081.46	59.24
300-9602	ORCHESTRA	0.00	0.00	0.00	0.00	0.00	0.00	0.00	0.00	0.00
300-9603	ELEMENTARY MUSIC	0.00	0.00	0.00	0.00	0.00	1,572.09	0.00	(1,572.09)	0.00
300-9605	BAND	0.00	0.00	0.00	0.00	0.00	0.00	0.00	0.00	0.00
451-9020	Network Connectivity FY 2020	0.00	0.00	0.00	0.00	0.00	0.00	0.00	0.00	0.00
451-9021	Network Connectivity FY 2021	0.00	0.00	0.00	0.00	0.00	0.00	0.00	0.00	0.00
451-9022	Network	0.00	0.00	0.00	0.00	0.00	0.00	0.00	0.00	0.00

Reporting Period: March 2023 (FY 2023)

4/4/23 2:23 PM

As Of Period: 03/31/2023

LEXINGTON LOCAL SCHOOLS Appropriation Summary Report

Fund-SCC	Description	FYTD Appropriated	Prior Year Encumbrance	FYTD Expendable	FYTD Expended	MTD Expended	Encumbrance	Future Encumbrance	FYTD Unencumbered	Percent Expended/Encumbered
	Connectivity FY2022									
451-9023	DATA COMMUNICATION FUND	\$ 9,000.00	\$ 0.00	\$ 9,000.00	\$ 9,000.00	\$ 0.00	\$ 0.00	\$ 0.00	\$ 0.00	100.00 %
451-9922	Emergency Connectivity FY2022	0.00	0.00	0.00	0.00	0.00	0.00	0.00	0.00	0.00
467-0000	STUDENT WELLNESS AND SUCCESS FUND	0.00	0.00	0.00	0.00	(103.95)	0.00	0.00	0.00	0.00
499-9020	SCHOOL SAFETY GRANT FY20	0.00	0.00	0.00	0.00	0.00	0.00	0.00	0.00	0.00
499-9021	SCHOOL SAFETY GRANT FY21	0.00	0.00	0.00	0.00	0.00	0.00	0.00	0.00	0.00
499-9022	SCHOOL SAFETY GRANT FY22	12,461.88	0.00	12,461.88	0.00	0.00	0.00	0.00	12,461.88	0.00
499-9023	MISCELLANEOUS STATE GRANT FUND	0.00	0.00	0.00	2,709.00	0.00	0.00	0.00	(2,709.00)	0.00
499-9101	STATE GRANT 2001 READING IMPROV.INCENT-	0.00	0.00	0.00	0.00	0.00	0.00	0.00	0.00	0.00
499-9121	SCHOOL BUS PURCHASE PROGRAM	0.00	0.00	0.00	135,000.00	135,000.00	0.00	0.00	(135,000.00)	0.00
499-9122	SCHOOL BUS PURCHASE PROGRAM	0.00	0.00	0.00	0.00	0.00	0.00	0.00	0.00	0.00
499-9123	MISCELLANEOUS STATE GRANT FUND	135,000.00	0.00	135,000.00	0.00	0.00	0.00	0.00	135,000.00	0.00
499-9922	MISCELLANEOUS STATE GRANT FUND	0.00	0.00	0.00	0.00	0.00	0.00	0.00	0.00	0.00
506-9913	OHIO RESIDENT EDUCATOR PROGRAM	0.00	0.00	0.00	0.00	0.00	0.00	0.00	0.00	0.00
506-9914	OHIO RESIDENT EDUCATOR PROGRAM	0.00	0.00	0.00	0.00	0.00	0.00	0.00	0.00	0.00
507-0000	ELEMENTARY AND SECONDARY SCHOOL EMERGENCY RELIEF FUND	0.00	0.00	0.00	0.00	0.00	0.00	0.00	0.00	0.00
507-9021	ESSER FUNDING FY21	0.00	0.00	0.00	0.00	0.00	0.00	0.00	0.00	0.00
507-9022	ESSER ARP FUNDING	479,045.09	245,036.25	724,081.34	782,584.57	70,024.78	131,191.90	0.00	(189,695.13)	126.20

Reporting Period: March 2023 (FY 2023)

4/4/23 2:23 PM

As Of Period: 03/31/2023

LEXINGTON LOCAL SCHOOLS Appropriation Summary Report

Fund-SCC	Description	FYTD Appropriated	Prior Year Encumbrance	FYTD Expendable	FYTD Expended	MTD Expended	Encumbrance	Future Encumbrance	FYTD Unencumbered	Percent Expended/Encumbered
507-9023	ELEMENTARY AND SECONDARY SCHOOL EMERGENCY RELIEF FUND	\$ 0.00	\$ 0.00	\$ 0.00	\$ 0.00	\$ 0.00	\$ 0.00	\$ 0.00	\$ 0.00	0.00 %
507-9921	ESSER II FUNDING	81,760.84	12,007.37	93,768.21	25,447.15	0.00	3,441.87	0.00	64,879.19	30.81
510-9021	CRF FUNDING FY21	0.00	0.00	0.00	0.00	0.00	0.00	0.00	0.00	0.00
516-9020	IDEA-B SPECIAL EDUCATION FY20	0.00	0.00	0.00	0.00	0.00	0.00	0.00	0.00	0.00
516-9021	IDEA-B SPECIAL EDUCATION FY21	0.00	0.00	0.00	0.00	0.00	0.00	0.00	0.00	0.00
516-9022	IDEA-B SPECIAL EDUCATION FY22	0.00	37,191.85	37,191.85	3,999.56	0.00	36,791.85	0.00	(3,599.56)	109.68
516-9023	IDEA PART B GRANTS	509,765.36	0.00	509,765.36	476,566.11	70,011.01	339,878.66	0.00	(306,679.41)	160.16
516-9922	IDEA PART B GRANTS	0.00	4,522.13	4,522.13	0.00	0.00	3,810.23	0.00	711.90	84.26
572-9020	TITLE I FY20	0.00	0.00	0.00	0.00	0.00	0.00	0.00	0.00	0.00
572-9021	TITLE I FY21	0.00	50.00	50.00	0.00	0.00	50.00	0.00	0.00	100.00
572-9022	TITLE I FY22	0.00	11,697.68	11,697.68	6,667.10	0.00	11,697.68	0.00	(6,667.10)	157.00
572-9023	TITLE I DISADVANTAGED CHILDREN	265,377.63	0.00	265,377.63	240,261.62	16,104.88	8,731.64	0.00	16,384.37	93.83
572-9921	EOEC	0.00	0.00	0.00	0.00	0.00	0.00	0.00	0.00	0.00
572-9922	TITLE I DISADVANTAGED CHILDREN	0.00	0.00	0.00	7,000.00	0.00	0.00	0.00	(7,000.00)	0.00
572-9923	TITLE I DISADVANTAGED CHILDREN	0.00	0.00	0.00	1,783.65	1,783.65	0.00	0.00	(1,783.65)	0.00
584-9022	TITLE IV FY22	0.00	0.00	0.00	0.00	0.00	0.00	0.00	0.00	0.00
584-9023	TITLE IV, PART A, STUDENT SUPPORT AND ACADEMIC ENRICHMENT PROGRAMS	29,875.00	0.00	29,875.00	26,275.00	120.48	0.00	0.00	3,600.00	87.95
587-9020	EARLY CHILDHOOD SPECIAL EDUCATION IDEA FY20	0.00	0.00	0.00	0.00	0.00	0.00	0.00	0.00	0.00
587-9021	EARLY CHILDHOOD SPECIAL EDUCATION IDEA FY21	0.00	0.00	0.00	0.00	0.00	0.00	0.00	0.00	0.00
587-9022	EARLY CHILDHOOD SPECIAL EDUCATION IDEA	0.00	0.00	0.00	0.00	0.00	0.00	0.00	0.00	0.00

Reporting Period: March 2023 (FY 2023)

4/4/23 2:23 PM

As Of Period: 03/31/2023

**LEXINGTON LOCAL SCHOOLS
Appropriation Summary Report**

Fund-SCC	Description	FYTD Appropriated	Prior Year Encumbrance	FYTD Expendable	FYTD Expended	MTD Expended	Encumbrance	Future Encumbrance	FYTD Unencumbered	Percent Expended/Encumbered
	FY22									
587-9023	IDEA PRESCHOOL-HANDICAPPED	\$ 12,897.63	\$ 0.00	\$ 12,897.63	\$ 8,065.13	\$ 520.10	\$ 5,470.78	\$ 0.00	\$ (638.28)	104.95 %
587-9922	IDEA PRESCHOOL-HANDICAPPED	6,034.35	0.00	6,034.35	0.00	0.00	0.00	0.00	6,034.35	0.00
590-9020	TITLE II-A IMPROVING TEACHER QUALITY FY20	0.00	0.00	0.00	0.00	0.00	0.00	0.00	0.00	0.00
590-9021	TITLE II-A IMPROVING TEACHER QUALITY FY21	0.00	0.00	0.00	0.00	0.00	0.00	0.00	0.00	0.00
590-9022	TITLE II-A IMPROVING TEACHER QUALITY FY22	0.00	0.00	0.00	0.00	0.00	0.00	0.00	0.00	0.00
590-9023	IMPROVING TEACHER QUALITY	54,493.51	0.00	54,493.51	63,537.72	6,190.23	0.00	0.00	(9,044.21)	116.60
599-9020	TITLE IV FY20	0.00	0.00	0.00	0.00	0.00	0.00	0.00	0.00	0.00
599-9021	TITLE IV FY21	0.00	0.00	0.00	0.00	0.00	0.00	0.00	0.00	0.00
599-9023	MISCELLANEOUS FED. GRANT FUND	0.00	0.00	0.00	25,746.10	25,746.10	0.00	0.00	(25,746.10)	0.00
599-9921	RICHLAND COUNTY MOBILE HOT SPOT GRANT	0.00	0.00	0.00	0.00	0.00	0.00	0.00	0.00	0.00
599-9922	MISCELLANEOUS FED. GRANT FUND	0.00	0.00	0.00	0.00	0.00	0.00	0.00	0.00	0.00
Grand Total		\$ 40,063,020.79	\$ 10,892,410.97	\$ 50,955,431.76	\$ 41,447,581.13	\$ 3,913,971.37	\$ 4,561,270.68	\$ 0.00	\$ 4,946,579.95	