


LEXINGTON LOCAL SCHOOLS



FINANCIAL REPORT
FOR THE PERIOD ENDING
JUNE 30, 2021

PREPARED BY
JASON WHITESEL, TREASURER

Gross Depository Balances:

| | |
|----------------------------------|----------------|
| Richland Bank MMA 5719 | \$5,341,780.54 |
| Richland Bank Sweep Acct 3520 | \$2,147,275.58 |
| Richland Bank General Acct 0580 | \$300,160.00 |
| Richland Bank Anthem Sweep 3523 | \$1,016,265.92 |
| Richland Bank EE Benefits 3180 | \$0.00 |
| Richland Bank Payroll Acct 9780 | \$514.86 |
| Richland Bank Athletic Acct 3280 | \$5,640.00 |

Total Depository Balances (Gross) \$8,811,636.90

Adjustments to Bank Balance:

| | |
|-------------------------------|---------------|
| Cash in Transit to Bank | \$175.00 |
| Outstanding Checks | (\$21,914.49) |
| Adjustments: | |
| Outstanding Vision Adjustment | \$5.47 |
| Outstanding SERS Payment | \$3.00 |

Total Adjustments to Bank Balance (\$21,731.02)

Investments:

| | |
|--------------------------------|-----------------|
| Treasury Bonds and Notes | \$33,668,360.22 |
| Certificate of Deposits | \$3,221,000.00 |
| Other Securities | \$0.00 |
| Other Investments: | |
| Richland Bank MMA 5750 | \$110,664.27 |
| Richland Bank MMA R252 | \$5,020,098.30 |
| Richland Bank MMA/Savings R252 | \$248,000.00 |
| Commercial Paper R252 | \$7,890,718.68 |

Total Investments \$50,158,841.47

Cash on Hand:

| | |
|---------------------------|----------|
| Petty Cash: | |
| Treasurer's Office | \$0.00 |
| High School | \$0.00 |
| Junior High School | \$0.00 |
| Eastern, Central, Western | \$0.00 |
| Change Cash: | |
| Athletic Change | \$0.00 |
| Cafeteria Change | \$0.00 |
| Junior High School | \$100.00 |
| Cash with Fiscal Agent | \$0.00 |

Total Cash on Hand \$100.00

Total Balances \$58,948,847.35

Total Fund Balance \$58,948,847.35

James J. Whitwell

June 01, 2021 through June 30, 2021

Account Name : Lexington Local SD Managing Agency

Account No : 5750

Summary Of Investment Holdings

| Quantity | Description | | Unit Value | Market Value | Tax Cost | Estimated Ann Inc | Yield To Mkt |
|--|--|--------|------------|---------------------|---------------------|-------------------|----------------|
| <u>Money Markets - Taxable</u> | | | | | | | |
| 110,664.27 | Northern Instl Government Select Portfolio | | 1.0000 | 110,664.27 | 110,664.27 | 33.20 | 0.03% |
| Totals | | | | 110,664.27 | 110,664.27 | 33.20 | 0.03% |
| <u>Marketable CDs</u> | | | | | | | |
| 200,000 | Stearns Bank NA | 1.950% | 09/29/2021 | 100.4697 | 200,939.40 | 200,000.00 | 3,900.00 1.94% |
| 200,000 | Citibank NA | 3.150% | 10/26/2021 | 101.0159 | 202,031.80 | 200,000.00 | 6,300.00 3.12% |
| 200,000 | BMW Bank North America | 3.050% | 12/28/2021 | 101.5079 | 203,015.80 | 200,000.00 | 6,100.00 3.00% |
| 100,000 | Medallion Bank UT | 3.050% | 01/10/2022 | 101.5827 | 101,582.70 | 100,000.00 | 3,050.00 3.00% |
| 150,000 | TIAA FSB | 2.850% | 02/22/2022 | 101.8096 | 152,714.40 | 150,000.00 | 4,275.00 2.80% |
| 200,000 | Bridgewater Bank Bloom MN | 1.900% | 02/28/2022 | 101.2359 | 202,471.80 | 200,000.00 | 3,800.00 1.88% |
| 200,000 | Continental Bank UT | 1.900% | 06/22/2022 | 101.7880 | 203,576.00 | 200,000.00 | 3,800.00 1.87% |
| 200,000 | American Express Centurion | 2.400% | 09/12/2022 | 102.7077 | 205,415.40 | 200,000.00 | 4,800.00 2.34% |
| 200,000 | Discover Bank | 2.250% | 09/27/2022 | 102.6462 | 205,292.40 | 200,000.00 | 4,500.00 2.19% |
| 200,000 | Sallie Mae Bank SLC UT | 2.500% | 12/13/2022 | 103.4232 | 206,846.40 | 200,000.00 | 5,000.00 2.42% |
| 25,000 | State Bank of India NY | 3.000% | 03/06/2023 | 104.7473 | 26,186.83 | 25,000.00 | 750.00 2.86% |
| 200,000 | Comenity Capital Bank | 2.700% | 04/17/2023 | 104.4875 | 208,975.00 | 200,000.00 | 5,400.00 2.58% |
| 150,000 | Merrick Bank | 2.050% | 07/12/2023 | 103.6962 | 155,544.30 | 150,000.00 | 3,075.00 1.98% |
| 200,000 | Luana Savings Bank | 0.200% | 12/29/2023 | 99.8298 | 199,659.60 | 200,000.00 | 400.00 0.20% |
| 100,000 | Border State Bank | 1.100% | 03/27/2024 | 102.2153 | 102,215.30 | 100,000.00 | 1,100.00 1.08% |
| 248,000 | Live Oak Banking Company | 1.250% | 09/13/2024 | 102.8920 | 255,172.16 | 248,000.00 | 3,100.00 1.21% |
| 248,000 | JP Morgan Chase Bk N A | 0.375% | 12/31/2024 | 99.9587 | 247,897.58 | 248,000.00 | 930.00 0.38% |
| 200,000 | Industrial & Com Bank 0.3 | 0.350% | 02/11/2025 | 99.8054 | 199,610.80 | 200,000.00 | 700.00 0.35% |
| Totals | | | | 3,279,147.67 | 3,221,000.00 | 60,980.00 | 1.86% |
| <u>U.S. Govt Agy-Exempt State</u> | | | | | | | |
| 325,000 | FFCB | 0.300% | 04/27/2022 | 100.1827 | 325,593.65 | 325,481.23 | 975.00 0.30% |
| 250,000 | FFCB | 0.220% | 09/08/2023 | 99.7915 | 249,478.65 | 249,862.50 | 550.00 0.22% |

June 01, 2021 through June 30, 2021

Account Name : Lexington Local SD Managing Agency

Account No : 5750

Summary Of Investment Holdings

| Quantity | Description | | | Unit Value | Market Value | Tax Cost | Estimated Ann Inc | Yield To Mkt |
|---|--|--------|------------|------------|---------------------|---------------------|-------------------|--------------|
| 200,000 | FHLB | 0.220% | 05/24/2024 | 99.2494 | 198,498.84 | 200,000.00 | 440.00 | 0.22% |
| 200,000 | FFCB | 0.430% | 10/15/2024 | 99.2380 | 198,475.96 | 200,000.00 | 860.00 | 0.43% |
| 225,000 | FHLMA 0.6500% 07/30/25 | 0.650% | 07/30/2025 | 99.7795 | 224,503.85 | 224,887.50 | 1,462.50 | 0.65% |
| 200,000 | FHLB | 0.500% | 09/10/2025 | 99.3241 | 198,648.16 | 200,000.00 | 1,000.00 | 0.50% |
| | Federal Home Loan Banks Cons Bd 0.5 Dtd 03/10/21 Rate 0.5000% Mat 09/10/25 | | | | | | | |
| 200,000 | FHLB | 0.500% | 11/12/2025 | 98.6234 | 197,246.86 | 200,000.00 | 1,000.00 | 0.51% |
| 200,000 | FHLB | 1.000% | 03/30/2026 | 100.0078 | 200,015.64 | 200,000.00 | 2,000.00 | 1.00% |
| <i>Totals</i> | | | | | 1,792,461.61 | 1,800,231.23 | 8,287.50 | 0.46% |
| <u>U.S. Govt Agy-Non-Ex St-Int Only</u> | | | | | | | | |
| 250,000 | FHLMC 0.4000% 10/23/23 | 0.400% | 10/23/2023 | 100.0198 | 250,049.48 | 250,000.00 | 1,000.00 | 0.40% |
| <i>Totals</i> | | | | | 250,049.48 | 250,000.00 | 1,000.00 | 0.40% |
| <i>Grand Total</i> | | | | | 5,432,323.03 | 5,381,895.50 | 70,300.70 | 1.29% |

Gain or Loss amounts and transactions, as shown, may not reflect the amount to be used for income tax purposes.

June 01, 2021 through June 30, 2021

Account Name : Lexington Local SD Bond Acct Man Agcy

Account No : R252

Summary Of Investment Holdings

| Quantity | Description | | Unit Value | Market Value | Tax Cost | Estimated Ann Inc | Yield To Mkt | | |
|---|--|------------|------------|----------------------|----------------------|-------------------|--------------|----------|-------|
| <u>Money Markets - Taxable</u> | | | | | | | | | |
| 5,020,098.3 | Northern Instl Government Select Portfolio | | 1.0000 | 5,020,098.30 | 5,020,098.30 | 1,506.03 | 0.03% | | |
| <i>Totals</i> | | | | 5,020,098.30 | 5,020,098.30 | 1,506.03 | 0.03% | | |
| <u>Money Markets/Savings - Taxable</u> | | | | | | | | | |
| 248,000 | Park National Bank FDIC Account P250 | | 1.0000 | 248,000.00 | 248,000.00 | 74.40 | 0.03% | | |
| <i>Totals</i> | | | | 248,000.00 | 248,000.00 | 74.40 | 0.03% | | |
| <u>U.S. Treasury Bills</u> | | | | | | | | | |
| 10,000,000 | US Treasury Bills | 08/12/2021 | 99.9939 | 9,999,390.00 | 9,985,844.40 | 0.00 | 0.00% | | |
| 10,000,000 | US Treasury Bills | 10/07/2021 | 99.9871 | 9,998,710.00 | 9,987,361.10 | 0.00 | 0.00% | | |
| 10,000,000 | US Treasury Bills | 01/27/2022 | 99.9694 | 9,996,940.00 | 9,994,331.20 | 5,398.35 | 0.05% | | |
| <i>Totals</i> | | | | 29,995,040.00 | 29,967,536.70 | 5,398.35 | 0.02% | | |
| <u>Commercial Paper - Corporate</u> | | | | | | | | | |
| 2,500,000 | Banco De Credito E Com'l Pap | 08/02/2021 | 99.4690 | 2,486,726.00 | 2,492,241.68 | 11,736.50 | 0.47% | | |
| 1,800,000 | First Abu Dhabi Bk PJS Com'l | 08/27/2021 | 99.9871 | 1,799,767.80 | 1,799,768.00 | 0.00 | 0.00% | | |
| 1,800,000 | CNPC Finance Com'l Paper | 09/21/2021 | 99.9493 | 1,799,087.00 | 1,799,087.00 | 3,960.01 | 0.22% | | |
| 1,800,000 | Ind & Comm Bk China Com'l Pa | 09/22/2021 | 99.9700 | 1,799,460.00 | 1,799,622.00 | 1,619.86 | 0.09% | | |
| | Industrial And Comm Bk Of Cn 0 Dtd 12/25/20 Mat 09/22/21 | | | | | | | | |
| <i>Totals</i> | | | | 7,885,040.80 | 7,890,718.68 | 17,316.37 | 0.22% | | |
| <u>U.S. Govt Agy-Exempt State</u> | | | | | | | | | |
| 1,250,000 | FHLB | .1 | 0.125% | 10/15/2021 | 100.0169 | 1,250,211.73 | 1,250,000.00 | 1,562.50 | 0.12% |
| 400,000 | FFCB | | 0.300% | 04/27/2022 | 100.1827 | 400,730.64 | 400,592.29 | 1,200.00 | 0.30% |
| <i>Totals</i> | | | | 1,650,942.37 | 1,650,592.29 | 2,762.50 | 0.17% | | |
| <i>Grand Total</i> | | | | 44,799,121.47 | 44,776,945.97 | 27,057.65 | 0.06% | | |

Gain or Loss amounts and transactions, as shown, may not reflect the amount to be used for income tax purposes.

LEXINGTON LOCAL SCHOOLS
INVESTMENT REPORT FOR THE MONTH ENDING
JUNE 30, 2021

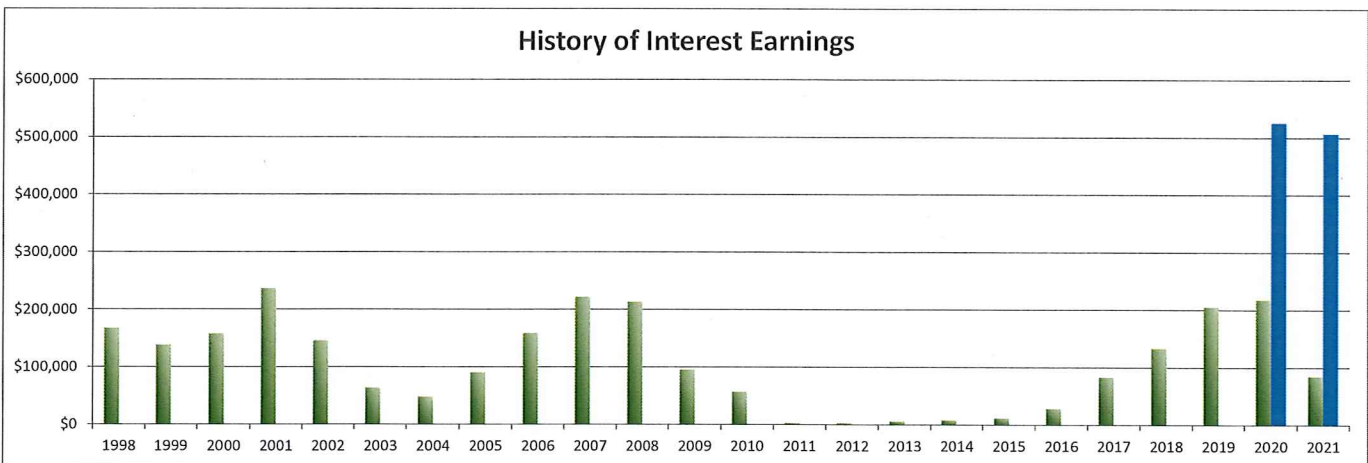
| INTEREST EARNED: | THIS MONTH | FISCAL YEAR TO DATE |
|-----------------------------------|-------------------|---------------------|
| Richland Bank, General Sweep | \$63.89 | \$1,010.20 |
| Richland Bank, General MMA | \$285.19 | \$4,177.45 |
| Richland Bank, Anthem Sweep | \$19.47 | \$419.83 |
| Star Ohio | \$0.00 | \$0.00 |
| CDs, Bonds, and other investments | \$7,885.37 | \$79,510.33 |
| TOTAL INTEREST RECEIVED | \$8,253.92 | \$85,117.81 |

| INTEREST EARNED (LEX BOND ACCT) | THIS MONTH | FISCAL YEAR TO DATE |
|-----------------------------------|-------------------|---------------------|
| Richland Bank, General Sweep | \$0.00 | \$0.00 |
| Richland Bank, General MMA | \$0.00 | \$0.00 |
| Richland Bank, Anthem Sweep | \$0.00 | \$0.00 |
| Star Ohio | \$0.00 | \$0.00 |
| CDs, Bonds, and other investments | \$5,206.56 | \$507,134.12 |
| TOTAL INTEREST RECEIVED | \$5,206.56 | \$507,134.12 |

| History of Interest Earnings | Fiscal Year | Interest Earnings |
|------------------------------|-------------|--------------------|
| | 1998 | \$ 167,057.52 |
| | 1999 | \$ 138,113.69 |
| | 2000 | \$ 157,991.72 |
| | 2001 | \$ 236,839.79 |
| | 2002 | \$ 146,052.34 |
| | 2003 | \$ 63,712.36 |
| | 2004 | \$ 47,970.95 |
| | 2005 | \$ 90,719.94 |
| | 2006 | \$ 158,724.51 |
| | 2007 | \$ 221,998.86 |
| | 2008 | \$ 213,660.34 |
| | 2009 | \$ 95,639.63 |
| | 2010 | \$ 56,860.22 |
| | 2011 | \$ 3,001.78 |
| | 2012 | \$ 3,090.00 |
| | 2013 | \$ 5,758.97 |
| | 2014 | \$ 8,349.92 |
| | 2015 | \$ 11,765.22 |
| | 2016 | \$ 28,300.22 |
| | 2017 | \$ 83,194.26 |
| | 2018 | \$ 133,582.49 |
| | 2019 | \$ 205,588.68 |
| | 2020 | \$ 218,228.66 |
| FISCAL Year To Date | 2021 | \$85,117.81 |

| Lex Bond Acct Interest Earnings | Fiscal Year | Interest Earnings |
|---------------------------------|-------------|---------------------|
| | 2020 | \$526,044.24 |
| FISCAL Year To Date | 2021 | \$507,134.12 |

| | |
|--|------------------------|
| Total Interest Earnings 1998 to Present | \$ 2,581,319.88 |
|--|------------------------|



Reporting Period: June 2021 (FY 2021)
 As Of Period: 06/30/2021

7/8/21 8:16 AM

LEXINGTON LOCAL SCHOOLS
Cash Summary Report

| Full Account Code | Description | Initial Cash | MTD Received | FYTD Received | MTD Expended | FYTD Expended | Fund Balance |
|-------------------|--|-----------------|-----------------|------------------|-----------------|------------------|------------------|
| 001-0000 | GENERAL FUND | \$ 9,139,919.40 | \$ 1,760,632.92 | \$ 25,435,041.84 | \$ 2,188,428.59 | \$ 24,427,220.84 | \$ 10,147,740.40 |
| 001-9412 | GENERAL BUDGET RESERVE SET- ASIDE-1%/BWC | 87,928.97 | 0.00 | 0.00 | 0.00 | 0.00 | 87,928.97 |
| 002-0000 | BOND RETIREMENT FUND | 3,451,178.58 | 41,362.78 | 3,324,825.31 | 0.00 | 5,006,305.21 | 1,769,698.68 |
| 003-0000 | PERMANENT IMPROVEMENT FUND | 148,007.09 | 40,166.38 | 736,856.09 | 1,095.03 | 416,932.22 | 467,930.96 |
| 004-0000 | LFI BUILDING FUND | 10,873,689.78 | 909.45 | 99,339.88 | 706,263.60 | 3,151,756.51 | 7,821,273.15 |
| 006-0000 | FOOD SERVICE FUND | 3,725.01 | 84,421.88 | 718,413.21 | 75,802.50 | 721,330.40 | 807.82 |
| 007-9100 | LEXINGTON MINUTEMEN ACADEMIC SCHOLARSHIP FUND | 131,732.05 | 83.04 | 15,439.69 | 0.00 | 14,500.00 | 132,671.74 |
| 007-9800 | TERRY McCAMMON SCHOLARSHIP FUND | 13,463.82 | 3,383.83 | 8,637.77 | 0.00 | 0.00 | 22,101.59 |
| 010-0000 | CLASSROOM FACILITIES CONSTRUCTION FUND | 44,475,799.61 | 4,297.11 | 407,794.24 | 1,653,069.14 | 7,928,667.78 | 36,954,926.07 |
| 018-9100 | HIGH SCHOOL PRINCIPAL'S FUND | 704.30 | 225.00 | 5,160.88 | 2,494.00 | 5,179.24 | 685.94 |
| 018-9101 | HIGH SCHOOL FLOWER FUND | 59.00 | 0.00 | 0.00 | 0.00 | 65.00 | (6.00) |
| 018-9200 | JUNIOR HIGH PRINCIPAL'S FUND | 6,192.67 | 0.00 | 5.00 | 0.00 | 180.22 | 6,017.45 |
| 018-9300 | EASTERN PRINCIPAL'S FUND | 1,327.88 | 24.50 | 2,087.56 | 660.00 | 2,028.20 | 1,387.24 |
| 018-9301 | EASTERN ELEMENTARY BOOKFAIR/BOXTOPS FUND | 3,897.27 | 0.00 | 3,007.79 | 2,990.68 | 3,300.70 | 3,604.36 |
| 018-9302 | EASTERN ELEMENTARY MATH | 1,036.52 | 0.00 | 0.00 | 0.00 | 0.00 | 1,036.52 |
| 018-9303 | EASTERN RUN CLUB | 521.83 | 0.00 | 790.00 | 0.00 | 815.10 | 496.73 |
| 018-9400 | CENTRAL PRINCIPAL'S FUND | 9,360.43 | 240.57 | 2,070.78 | 264.62 | 2,764.62 | 8,666.59 |
| 018-9401 | CENTRAL ELEMENTARY BOOKFAIR FUND | 4,952.39 | 10.00 | 377.80 | 0.00 | 578.68 | 4,751.51 |
| 018-9402 | CENTRAL ELEMENTARY ART | 1,941.37 | 0.00 | 0.00 | 0.00 | 0.00 | 1,941.37 |
| 018-9500 | WESTERN PRINCIPAL'S FUND | 17,504.29 | 319.55 | 3,841.82 | 437.38 | 2,210.92 | 19,135.19 |
| 018-9501 | WESTERN ELEMENTARY BOOKFAIR/BOXTOPS FUND | 2,694.58 | 25.00 | 2,276.69 | 678.30 | 678.30 | 4,292.97 |
| 018-9503 | WESTERN ELEMENTARY ART | 1,986.42 | 0.00 | 0.00 | 0.00 | 0.00 | 1,986.42 |
| 018-9901 | JUNIOR HIGH TEACHER ADVISORY FUND | 109.25 | 0.00 | 0.00 | 0.00 | 0.00 | 109.25 |
| 019-9001 | ACADEMIC BOOSTERS GRANTS | 769.07 | 0.00 | 0.00 | 0.00 | 0.00 | 769.07 |
| 019-9121 | CENTRAL ELEMENTARY PTO GRANTS | 1,649.90 | 9.40 | 1,104.75 | 0.00 | 998.89 | 1,755.76 |
| 019-9122 | EASTERN ELEMENTARY PTO GRANTS | 1,301.33 | 9.40 | 1,104.66 | 0.00 | 0.00 | 2,405.99 |
| 019-9123 | WESTERN ELEMENTARY PTO GRANTS | 2,039.13 | 9.41 | 1,104.69 | 0.00 | 0.00 | 3,143.82 |
| 019-9200 | RICHLAND COUNTY FOUNDATION GRANT PLAYGROUND | 200.00 | 0.00 | 0.00 | 0.00 | 0.00 | 200.00 |
| 019-9218 | RICH CO FOUND-WRITE STUFF STEAM KIT | 52.93 | 0.00 | 0.00 | 0.00 | 0.00 | 52.93 |
| 019-9221 | RICH CO FOUND-SCIENCE DISCOVERY BINS | 0.95 | 0.00 | 0.00 | 0.00 | 0.00 | 0.95 |
| 019-9222 | RICH CO FOUND-ONE BIG HAPPY FAMILY | 0.00 | 0.00 | 688.74 | 0.00 | 686.33 | 2.41 |
| 019-9223 | RICH CO FOUND-MAKER MAVEN STEM | 0.00 | 0.00 | 1,250.00 | 0.00 | 1,250.00 | 0.00 |
| 019-9224 | RICH CO FOUND-STEM SNAP CIRCUITS | 0.00 | 0.00 | 1,478.21 | 0.00 | 1,411.85 | 66.36 |

Reporting Period: June 2021 (FY 2021)

7/8/21 8:16 AM

As Of Period: 06/30/2021

LEXINGTON LOCAL SCHOOLS Cash Summary Report

| Full Account Code | Description | Initial Cash | MTD Received | FYTD Received | MTD Expended | FYTD Expended | Fund Balance |
|-------------------|---|--------------|--------------|---------------|--------------|---------------|--------------|
| 019-9301 | RICH CO FOUND/SECO ROBOTICS GRANT (HEIMANN) | \$ 31.72 | \$ 0.00 | \$ 0.00 | \$ 0.00 | \$ 0.00 | \$ 31.72 |
| 019-9302 | RICH CO RETIRED TEACHERS ASSOC | 150.00 | 0.00 | 0.00 | 0.00 | 0.00 | 150.00 |
| 022-9601 | OHSAA TOURNAMENT AGENCY FUND | 0.00 | 7,529.00 | 11,209.59 | 7,372.05 | 11,209.59 | 0.00 |
| 024-0000 | EMPLOYEE BENEFITS FUND FOR MEDICAL/DENTAL | 1,175,867.00 | 432,487.71 | 5,295,144.36 | 473,911.93 | 5,454,739.97 | 1,016,271.39 |
| 034-0000 | OFCC PROJECT MAINTENANCE FUND | 100,349.93 | 2,185.85 | 185,752.94 | 0.00 | 3,062.62 | 283,040.25 |
| 200-9101 | HIGH SCHOOL ART CLUB | 372.46 | 0.00 | 0.00 | 0.00 | 0.00 | 372.46 |
| 200-9102 | HIGH SCHOOL DRAMA CLUB | 23,990.34 | 0.00 | 1,469.00 | 750.00 | 790.00 | 24,669.34 |
| 200-9103 | HIGH SCHOOL MATH CLUB | 52.70 | 0.00 | 0.00 | 0.00 | 0.00 | 52.70 |
| 200-9104 | HIGH SCHOOL LEADERSHIP COUNCIL | 697.11 | 0.00 | 0.00 | 0.00 | 0.00 | 697.11 |
| 200-9105 | HIGH SCHOOL FRENCH CLUB | 334.75 | 0.00 | 30.00 | 0.00 | 0.00 | 364.75 |
| 200-9107 | HIGH SCHOOL SPANISH CLUB | 568.50 | 0.00 | 0.00 | 0.00 | 0.00 | 568.50 |
| 200-9108 | HIGH SCHOOL LEO CLUB | 2,168.50 | 0.00 | 0.00 | 0.00 | 115.88 | 2,052.62 |
| 200-9114 | HIGH SCHOOL STUDENT COUNCIL FUND | 2,286.95 | 0.00 | 973.00 | 0.00 | 0.00 | 3,259.95 |
| 200-9115 | HIGH SCHOOL KEY CLUB | 1,605.60 | 0.00 | 500.25 | 0.00 | 490.00 | 1,615.85 |
| 200-9116 | HIGH SCHOOL CHESS CLUB | 321.00 | 0.00 | 0.00 | 0.00 | 0.00 | 321.00 |
| 200-9119 | HIGH SCHOOL YEARBOOK FUND | 44,489.20 | 0.00 | 11,564.00 | 5,389.93 | 6,557.67 | 49,495.53 |
| 200-9120 | HIGH SCHOOL JOURNALISM FUND | 505.44 | 0.00 | 0.00 | 0.00 | 0.00 | 505.44 |
| 200-9121 | HIGH SCHOOL NATIONAL HONOR SOCIETY | 200.98 | 0.00 | 1,379.50 | 0.00 | 1,631.33 | (50.85) |
| 200-9201 | JUNIOR HIGH ART CLUB | 541.33 | 0.00 | 178.15 | 0.00 | 0.00 | 719.48 |
| 200-9204 | JUNIOR HIGH STUDENT COUNCIL FUND | 1,890.27 | 0.00 | 0.00 | 0.00 | 0.00 | 1,890.27 |
| 200-9205 | JUNIOR HIGH LIBRARY CLUB | 77.65 | 0.00 | 0.00 | 0.00 | 0.00 | 77.65 |
| 200-9301 | EASTERN ELEMENTARY STUDENT ACTIVITY FUND | 1,214.93 | 0.00 | 639.70 | 0.00 | 731.40 | 1,123.23 |
| 200-9302 | EASTERN ELEMENTARY ROBOTICS FUND | 575.16 | 0.00 | 0.00 | 0.00 | 0.00 | 575.16 |
| 200-9611 | HIGH SCHOOL INFORMED TEENS FUND | 903.63 | 0.00 | 0.00 | 0.00 | 0.00 | 903.63 |
| 200-9612 | JUNIOR HIGH INFORMED TEENS FUND | 544.18 | 6.66 | 554.36 | 277.82 | 277.82 | 820.72 |
| 300-9115 | JAZZ BAND | 1,512.61 | 0.00 | 0.00 | 0.00 | 0.00 | 1,512.61 |
| 300-9116 | CHOIR | 1,284.95 | 0.00 | 0.00 | 0.00 | 0.00 | 1,284.95 |
| 300-9206 | JUNIOR HIGH PHYS ED DEPARTMENT FUND | 3,458.59 | 0.00 | 150.00 | 0.00 | 386.23 | 3,222.36 |
| 300-9210 | JR HIGH INSTRUMENTAL | 41.03 | 0.00 | 0.00 | 0.00 | 0.00 | 41.03 |
| 300-9600 | ATHLETIC FUND | 4,900.51 | 19,341.50 | 139,037.83 | 9,245.98 | 140,495.29 | 3,443.05 |
| 300-9601 | ATHLETIC CAPITAL FUND | 52,000.00 | 0.00 | 25,000.00 | 0.00 | 0.00 | 77,000.00 |
| 300-9602 | ORCHESTRA | 63.22 | 0.00 | 0.00 | 0.00 | 0.00 | 63.22 |
| 300-9603 | ELEMENTARY MUSIC | 1,572.09 | 0.00 | 0.00 | 0.00 | 0.00 | 1,572.09 |
| 300-9605 | BAND | 232.95 | 0.00 | 0.00 | 0.00 | 0.00 | 232.95 |
| 451-9021 | Network Connectivity FY 2021 | 0.00 | 0.00 | 9,000.00 | 0.00 | 9,000.00 | 0.00 |

Reporting Period: June 2021 (FY 2021)

7/8/21 8:16 AM

As Of Period: 06/30/2021

**LEXINGTON LOCAL SCHOOLS
Cash Summary Report**

| Full Account Code | Description | Initial Cash | MTD Received | FYTD Received | MTD Expended | FYTD Expended | Fund Balance |
|--------------------|---|-------------------------|------------------------|-------------------------|------------------------|-------------------------|-------------------------|
| 467-0000 | STUDENT WELLNESS AND SUCCESS FUND | \$ 20,850.80 | \$ 0.00 | \$ 410,490.45 | \$ 38,418.29 | \$ 378,572.59 | \$ 52,768.66 |
| 499-9021 | SCHOOL SAFETY GRANT FY21 | 0.00 | 0.00 | 12,100.92 | 0.00 | 12,100.92 | 0.00 |
| 499-9121 | SCHOOL BUS PURCHASE PROGRAM | 0.00 | 0.00 | 42,925.71 | 0.00 | 42,925.71 | 0.00 |
| 507-9021 | ESSER FUNDING FY21 | (213,871.66) | 3,368.05 | 237,635.18 | 0.00 | 23,763.52 | 0.00 |
| 507-9921 | ESSER II FUNDING | 0.00 | 712,910.36 | 712,910.36 | 9,500.00 | 712,910.36 | 0.00 |
| 510-9021 | CRF FUNDING FY21 | 0.00 | 0.00 | 118,824.75 | 0.00 | 118,824.75 | 0.00 |
| 516-9020 | IDEA-B SPECIAL EDUCATION FY20 | (26,833.11) | 0.00 | 34,158.24 | 0.00 | 7,325.13 | 0.00 |
| 516-9021 | IDEA-B SPECIAL EDUCATION FY21 | 0.00 | 16,462.59 | 413,589.10 | 51,426.63 | 449,329.42 | (35,740.32) |
| 572-9020 | TITLE I FY20 | (24,246.86) | 0.00 | 34,683.37 | 0.00 | 10,436.51 | 0.00 |
| 572-9021 | TITLE I FY21 | 0.00 | 40,297.98 | 250,611.12 | 22,684.08 | 264,889.44 | (14,278.32) |
| 572-9921 | EOEC | 0.00 | 0.00 | 5,695.32 | 0.00 | 5,695.32 | 0.00 |
| 587-9020 | EARLY CHILDHOOD SPECIAL EDUCATION IDEA FY20 | (3,304.44) | 0.00 | 3,304.44 | 0.00 | 0.00 | 0.00 |
| 587-9021 | EARLY CHILDHOOD SPECIAL EDUCATION IDEA FY21 | 0.00 | 0.00 | 15,103.42 | 0.00 | 15,103.42 | 0.00 |
| 590-9021 | TITLE II-A IMPROVING TEACHER QUALITY FY21 | 0.00 | 0.00 | 53,032.99 | 0.00 | 53,032.99 | 0.00 |
| 599-9021 | TITLE IV FY21 | 0.00 | 0.00 | 21,379.95 | 0.00 | 21,379.95 | 0.00 |
| 599-9921 | RICHLAND COUNTY MOBILE HOT SPOT GRANT | 0.00 | 0.00 | 20,800.00 | 1,506.00 | 20,185.04 | 614.96 |
| Grand Total | | \$ 69,561,145.83 | \$ 3,170,719.92 | \$ 38,842,525.40 | \$ 5,252,666.55 | \$ 49,454,823.88 | \$ 58,948,847.35 |

5

**LEXINGTON LOCAL SCHOOL DISTRICT
GENERAL FUND ONLY 2020-2021
SUMMARY OF RECEIPTS AND EXPENDITURES - FIVE YEAR FORECAST FORMAT**

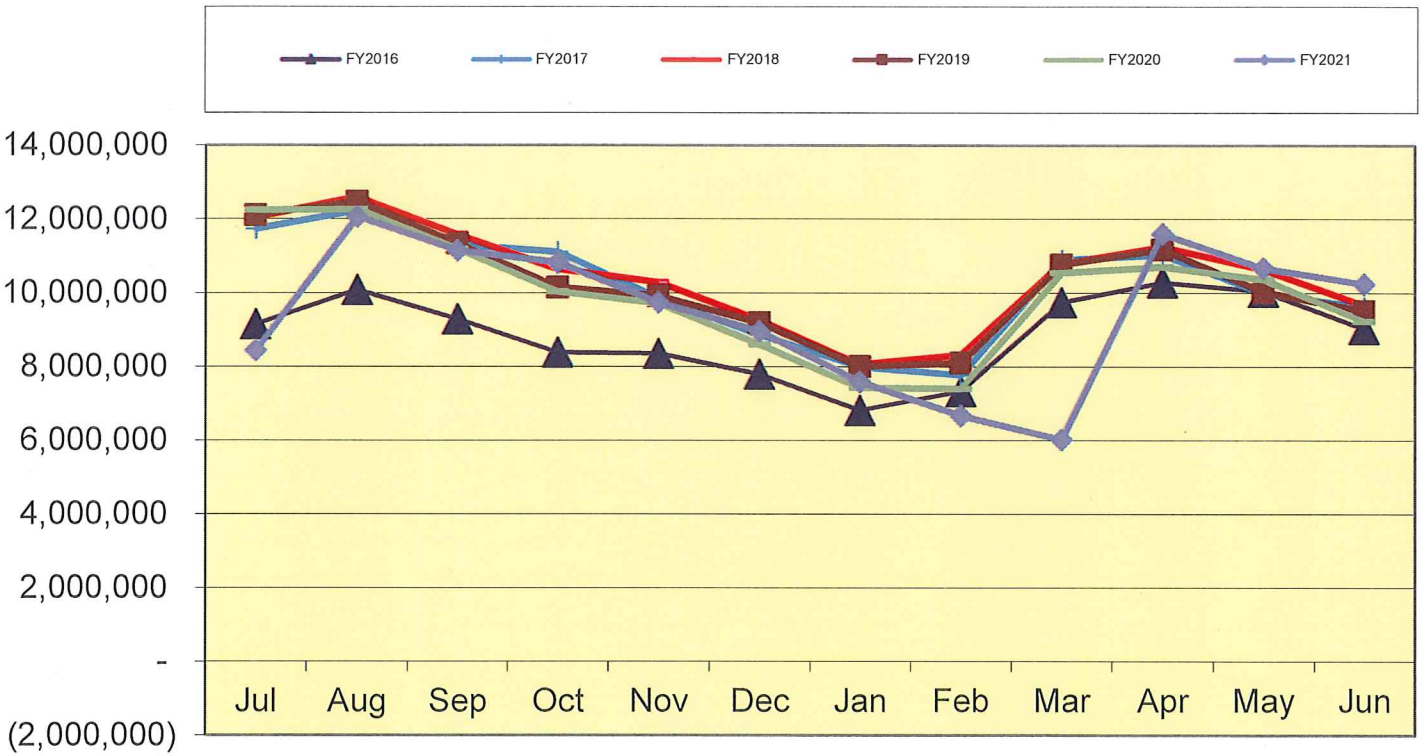
| LINE | DESCRIPTION | 6/30/2021 | FISCAL YEAR TO DATE Estimate | FISCAL YEAR TO DATE Actual | VARIANCE Estimate vs. Actual | PERCENT of VARIANCE |
|-----------------|---|----------------|------------------------------|----------------------------------|------------------------------|---------------------|
| LINE 7.010 | BEGINNING CASH BALANCE | | | \$ 9,227,848 | | |
| REVENUES | | | | | | |
| LINE 1.010 | Real Estate Tax | \$ 11,249,272 | \$ 11,292,852 | \$ 43,580 | 0.39% | |
| LINE 1.020 | Personal Property Tax | \$ 877,470 | \$ 878,553 | \$ 1,083 | 0.12% | |
| LINE 1.030 | Income Tax | \$ - | \$ - | \$ 0 | | |
| LINE 1.035 | State Funding | \$ 10,310,492 | \$ 10,449,573 | \$ 139,081 | 1.35% | |
| LINE 1.040 | Career Tech / Economic Disadv. | \$ 149,436 | \$ 123,353 | (\$26,083) | -17.45% | |
| LINE 1.050 | Property Tax Allocation | \$ 1,719,256 | \$ 1,724,714 | \$ 5,458 | 0.32% | |
| LINE 1.060 | Other Operating Revenue | \$ 577,528 | \$ 563,256 | (\$14,272) | -2.47% | |
| LINE 1.070 | TOTAL REVENUE | \$ 24,883,454 | \$ 25,032,301 | \$ 148,847 | 0.60% | |
| LINE 2.01 | Proceeds from Notes | \$ - | \$ - | \$ 0 | | |
| LINE 2.04 | Transfers In | \$ - | \$ - | \$ 0 | | |
| LINE 2.050 | Advances In | \$ - | \$ - | \$ 0 | #DIV/0! | |
| LINE 2.060 | Other Financing Sources | \$ 397,369 | \$ 402,741 | \$ 5,372 | 1.35% | |
| LINE 2.070 | TOTAL OTHER SOURCES | \$ 397,369 | \$ 402,741 | \$ 5,372 | 1.35% | |
| LINE 2.080 | TOTAL REVENUES & Sources | \$ 25,280,823 | \$ 25,435,042 | \$ 154,219 | 0.61% | |
| EXPENSES | | | | | | |
| LINE 3.010 | Salaries | \$ 13,397,081 | \$ 12,963,454 | \$ 433,627 | 3.24% | |
| LINE 3.020 | Retirement and Benefits | \$ 6,808,581 | \$ 6,709,071 | \$ 99,510 | 1.46% | |
| LINE 3.030 | Purchased Services | \$ 3,993,908 | \$ 3,817,315 | \$ 176,593 | 4.42% | |
| LINE 3.040 | Supplies and Materials | \$ 696,415 | \$ 614,836 | \$ 81,579 | 11.71% | |
| LINE 3.050 | Capital Outlay and Equipment | \$ 48,063 | \$ 32,719 | \$ 15,344 | 31.92% | |
| LINE 3.06 | INTERGOVERNMENTAL | \$ - | \$ - | \$ 0 | | |
| LINE 4.020 | DEBT SERVICE - Notes | \$ - | \$ - | \$ 0 | | |
| LINE 4.060 | DEBT SERVICE - Interest charges | \$ - | \$ - | \$ 0 | | |
| LINE 4.300 | Other Objects | \$ 297,564 | \$ 283,826 | \$ 13,738 | 4.62% | |
| LINE 4.500 | TOTAL EXPENDITURES | \$ 25,241,612 | \$ 24,421,221 | \$ 820,391 | 3.25% | |
| LINE 5.00 | TRANSFERS OUT | \$ 100,000 | \$ 6,000 | \$ 94,000 | | |
| LINE 5.02 | ADVANCES OUT | \$ - | \$ - | \$ 0 | | |
| LINE 5.03 | ALL OTHER USES | \$ - | \$ - | \$ 0 | | |
| LINE 5.040 | TOTAL OTHER USES | \$ 100,000 | \$ 6,000 | \$ 94,000 | | |
| LINE 5.050 | TOTAL EXPENDITURES & USES | \$ 25,341,612 | \$ 24,427,221 | \$ 914,391 | 3.61% | |
| LINE 6.010 | REVENUES OVER EXPENSES | \$ (60,789) | \$ 1,007,821 | \$ 1,068,610 | | |
| LINE 7.020 | ENDING CASH BALANCE | \$ 9,167,059 | \$ 10,235,669 | \$ 1,068,610 | | |
| | Less Reserves | \$ (87,929) | \$ (87,929) | \$ - | | |
| LINE 8.010 | Less Outstanding Encumbrances | \$ (90,000) | \$ (422,363) | \$ (332,363) | 369.29% | |
| LINE 15.010 | Unreserved Fund Balance | \$ 8,989,130 | \$ 9,725,377 | \$ 736,247 | 8.19% | |
| | Salaries/Benefits as % of Revenue | Estimate 81.2% | Actual 78.6% | Benchmark Yr. End 80.1% or below | | |
| | True Days Cash - Calendar Days on which can operate | 129 | 145 | 90 or above optimal | | |

LEXINGTON LOCAL SCHOOLS

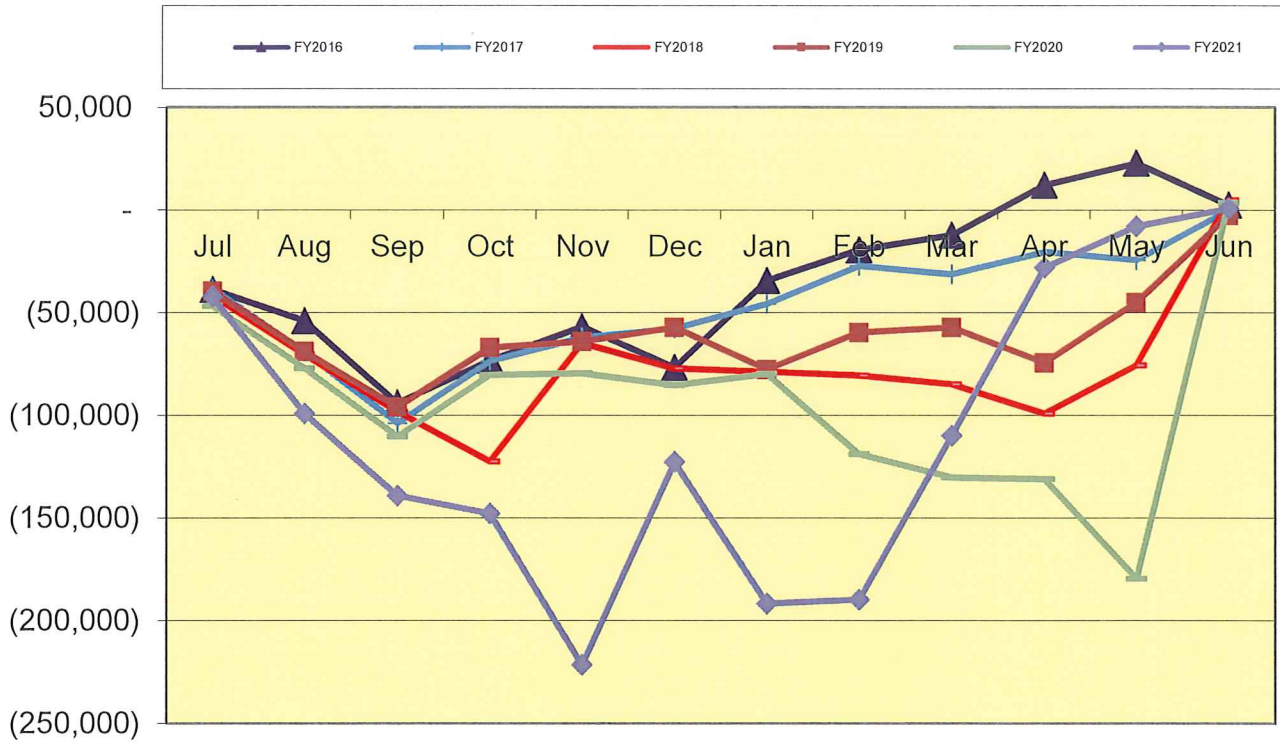
Spending Plan Summary

| ODE Line Number | Monthly Estimate | Monthly Actual | Monthly Difference | FYTD Estimate | FYTD Actual | FYTD Difference |
|---|------------------|----------------|--------------------|------------------|------------------|-----------------|
| 01.010 General Property (Real Estate) | \$ 0.00 | \$ 0.00 | \$ 0.00 | \$ 11,249,272.00 | \$ 11,292,852.31 | \$ 43,580.31 |
| 01.020 Tangible Personal Property Tax | 0.00 | 0.00 | 0.00 | 877,470.00 | 878,552.92 | 1,082.92 |
| 01.030 Income Tax | 0.00 | 0.00 | 0.00 | 0.00 | 0.00 | 0.00 |
| 01.035 Unrestricted Grants-in-Aid | 857,129.00 | 855,428.19 | (1,700.81) | 10,310,492.00 | 10,449,573.34 | 139,081.34 |
| 01.040 Restricted Grants-in-Aid | 72,424.00 | 55,119.23 | (17,304.77) | 149,436.00 | 123,352.45 | (26,083.55) |
| 01.045 Restricted Federal Grants-in-Aid - SFSF | 0.00 | 0.00 | 0.00 | 0.00 | 0.00 | 0.00 |
| 01.050 Property Tax Allocation | 818,766.00 | 828,490.63 | 9,724.63 | 1,719,256.00 | 1,724,713.68 | 5,457.68 |
| 01.060 All Other Operating Revenue | 35,679.00 | 21,405.87 | (14,273.13) | 577,528.00 | 563,256.27 | (14,271.73) |
| 01.070 Total Revenue | 1,783,998.00 | 1,760,443.92 | (23,554.08) | 24,883,454.00 | 25,032,300.97 | 148,846.97 |
| 02.010 Proceeds from Sale of Notes | 0.00 | 0.00 | 0.00 | 0.00 | 0.00 | 0.00 |
| 02.020 State Emergency Loans & Advancements (Approved) | 0.00 | 0.00 | 0.00 | 0.00 | 0.00 | 0.00 |
| 02.040 Operating Transfers-In | 0.00 | 0.00 | 0.00 | 0.00 | 0.00 | 0.00 |
| 02.050 Advances-In | 0.00 | 0.00 | 0.00 | 0.00 | 0.00 | 0.00 |
| 02.060 All Other Financial Sources | 0.00 | 189.00 | 189.00 | 397,369.00 | 402,740.87 | 5,371.87 |
| 02.070 Total Other Financing Sources | 0.00 | 189.00 | 189.00 | 397,369.00 | 402,740.87 | 5,371.87 |
| 02.080 Total Revenues and Other Financing Sources | 1,783,998.00 | 1,760,632.92 | (23,365.08) | 25,280,823.00 | 25,435,041.84 | 154,218.84 |
| 03.010 Personal Services | 1,247,295.00 | 1,231,667.52 | (15,627.48) | 13,397,081.00 | 12,963,453.71 | (433,627.29) |
| 03.020 Employees' Retirement/Insurance Benefits | 555,701.00 | 542,484.57 | (13,216.43) | 6,808,581.00 | 6,709,070.40 | (99,510.60) |
| 03.030 Purchased Services | 367,063.00 | 376,398.28 | 9,335.28 | 3,993,908.00 | 3,817,315.30 | (176,592.70) |
| 03.040 Supplies and Materials | 30,146.00 | 26,931.27 | (3,214.73) | 696,415.00 | 614,835.85 | (81,579.15) |
| 03.050 Capital Outlay | 0.00 | 2,925.00 | 2,925.00 | 48,063.00 | 32,719.42 | (15,343.58) |
| 03.060 Intergovernmental | 0.00 | 0.00 | 0.00 | 0.00 | 0.00 | 0.00 |
| 04.010 Debt Service: All Principal (Historical) | 0.00 | 0.00 | 0.00 | 0.00 | 0.00 | 0.00 |
| 04.020 Debt Service: Principal-Notes | 0.00 | 0.00 | 0.00 | 0.00 | 0.00 | 0.00 |
| 04.030 Debt Service: Principal - State Loans | 0.00 | 0.00 | 0.00 | 0.00 | 0.00 | 0.00 |
| 04.040 Debt Service: Principal - State Advancements | 0.00 | 0.00 | 0.00 | 0.00 | 0.00 | 0.00 |
| 04.050 Debt Service: Principal - HB 264 Loans | 0.00 | 0.00 | 0.00 | 0.00 | 0.00 | 0.00 |
| 04.055 Debt Service: Principal - Other | 0.00 | 0.00 | 0.00 | 0.00 | 0.00 | 0.00 |
| 04.060 Debt Service: Interest and Fiscal Charges | 0.00 | 0.00 | 0.00 | 0.00 | 0.00 | 0.00 |
| 04.300 Other Objects | 7,180.00 | 2,021.95 | (5,158.05) | 297,564.00 | 283,826.16 | (13,737.84) |
| 04.500 Total Expenditures | 2,207,385.00 | 2,182,428.59 | (24,956.41) | 25,241,612.00 | 24,421,220.84 | (820,391.16) |
| 05.010 Operational Transfers - Out | 100,000.00 | 6,000.00 | (94,000.00) | 100,000.00 | 6,000.00 | (94,000.00) |
| 05.020 Advances - Out | 0.00 | 0.00 | 0.00 | 0.00 | 0.00 | 0.00 |
| 05.030 All Other Financing Uses | 0.00 | 0.00 | 0.00 | 0.00 | 0.00 | 0.00 |
| 05.040 Total Other Financing Uses | 100,000.00 | 6,000.00 | (94,000.00) | 100,000.00 | 6,000.00 | (94,000.00) |
| 05.050 Total Expenditure and Other Financing Uses | 2,307,385.00 | 2,188,428.59 | (118,956.41) | 25,341,612.00 | 24,427,220.84 | (914,391.16) |
| 06.010 Excess Rev & Oth Financing Sources over(under) Exp & Oth F | (523,387.00) | (427,795.67) | 95,591.33 | (60,789.00) | 1,007,821.00 | 1,068,610.00 |
| 07.010 Cash Balance-July1 -Excluding Proposed Renew/Replace & New | 0.00 | 10,663,465.04 | 10,663,465.04 | 9,227,848.37 | 9,227,848.37 | 0.00 |
| 07.020 Cash Balance June 30 | (523,387.00) | 10,235,669.37 | 10,759,056.37 | 9,167,059.37 | 10,235,669.37 | 1,068,610.00 |
| 08.010 Estimated Encumbrances June 30 | (360,000.00) | 422,363.27 | 782,363.27 | 90,000.00 | 422,363.27 | 332,363.27 |

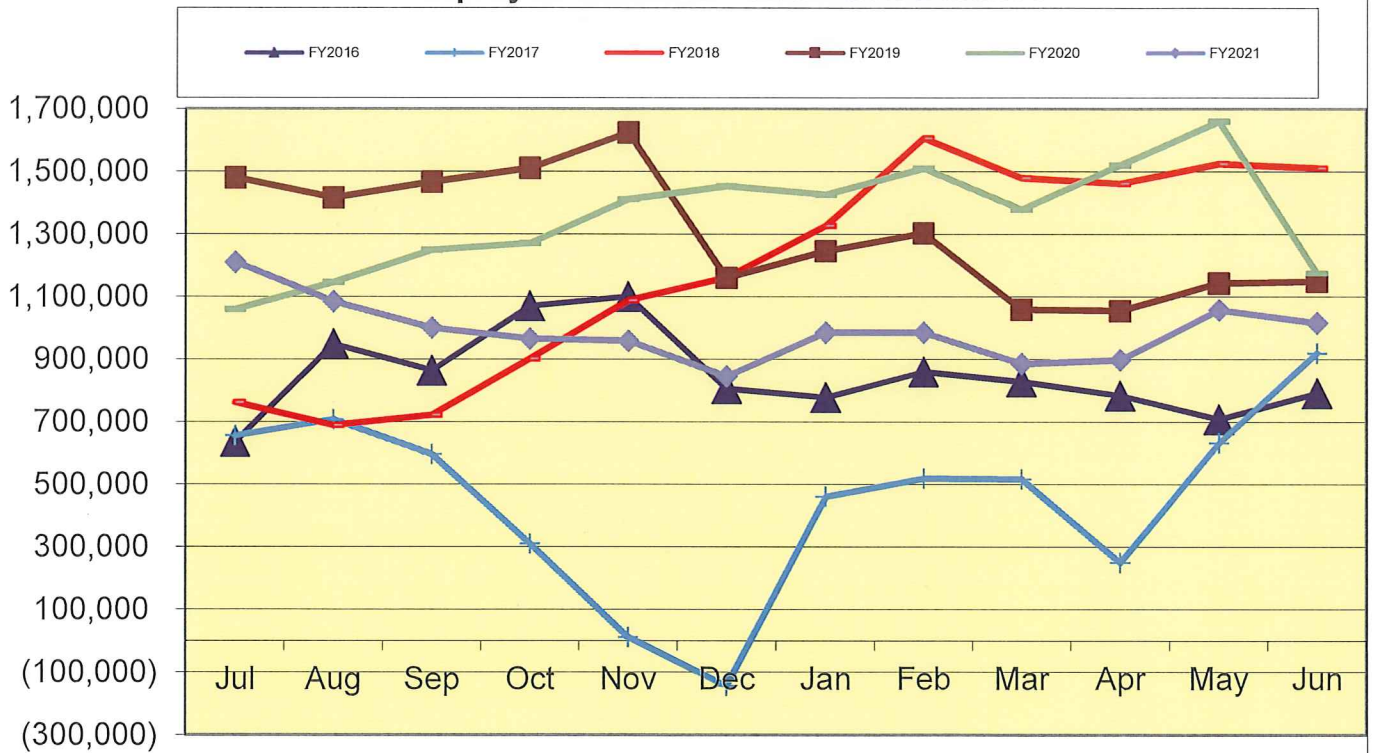
Lexington Local Schools General Fund Cash Balance



Lexington Local Schools Food Service Fund Cash Balance



Lexington Local Schools Employee Benefits Fund Cash Balance



Lexington Local Schools

Permanent Improvement Fund
6/30/2021

| | Budgeted Amount | Actual Fiscal Year Expended | Current Encumbrances | Expenses / Encumbrances Over/Under Estimate | Remaining Estimated PI Project Costs |
|---|-----------------|-----------------------------|----------------------|---|--------------------------------------|
| Instruction and Administration | | | | | |
| Western Elementary Equipment/Materials | \$ 8,765.81 | \$ 8,700.20 | \$ - | \$65.61 | \$0.00 |
| Central Elementary Equipment/Materials | \$ 2,190.60 | \$ 370.69 | \$ - | \$1,819.91 | \$0.00 |
| Eastern Elementary Equipment/Materials | \$ 159.08 | \$ 159.08 | \$ - | \$0.00 | \$0.00 |
| Eastern Vocab Power Plus | \$ 2,424.93 | \$ - | \$ - | \$2,424.93 | \$0.00 |
| Central PE Equipment | \$ 1,000.00 | \$ - | \$ - | \$1,000.00 | \$0.00 |
| Central Tables | \$ 356.36 | \$ - | \$ - | \$356.36 | \$0.00 |
| Western Office Chair | \$ 204.60 | \$ 204.60 | \$ - | \$0.00 | \$0.00 |
| Western Teacher Chair | \$ 223.94 | \$ 211.86 | \$ - | \$12.08 | \$0.00 |
| Office Furniture | \$ 1,614.00 | \$ 1,614.00 | \$ - | \$0.00 | \$0.00 |
| Central Shelving | \$ 604.58 | \$ 577.84 | \$ - | \$26.74 | \$0.00 |
| Central Desk Open Front | \$ 344.92 | \$ 344.92 | \$ - | \$0.00 | \$0.00 |
| Central Classroom Chair | \$ 708.00 | \$ - | \$ - | \$708.00 | \$0.00 |
| Western Portable Screenflex Partition | \$ 1,706.99 | \$ 1,706.99 | \$ - | \$0.00 | \$0.00 |
| JH/HS Music Stands | \$ 2,700.00 | \$ 2,700.00 | \$ - | \$0.00 | \$0.00 |
| Maintenance | | | | | |
| New Road Salt Storage | \$ 14,000.00 | \$ 9,221.02 | \$ - | \$4,778.98 | \$0.00 |
| Elementary A/C | \$ 19,795.88 | \$ 19,795.88 | \$ - | \$0.00 | \$0.00 |
| Maintenance Sanitizer Sprayers | \$ 6,039.30 | \$ 1,917.91 | \$ 1,600.00 | \$2,521.39 | \$0.00 |
| Electrostatic Sanitizer Sprayers | \$ 1,600.00 | \$ 1,600.00 | \$ - | \$0.00 | \$0.00 |
| HS Fencing | \$ 7,740.00 | \$ 7,740.00 | \$ - | \$0.00 | \$0.00 |
| Maintenance Tractor w/Dump Bed Kit | \$ 11,391.00 | \$ - | \$ 11,391.00 | \$0.00 | \$0.00 |
| Maintenance Water Wheel | \$ 9,266.00 | \$ 9,266.00 | \$ - | \$0.00 | \$0.00 |
| Transportation | | | | | |
| New bus | \$ 50,923.29 | \$ 46,923.29 | \$ - | \$4,000.00 | \$0.00 |
| Electrostatic Sanitizer Sprayers | \$ 1,600.00 | \$ - | \$ 1,600.00 | \$0.00 | \$0.00 |
| Bus Fuel Tank | \$ 9,048.00 | \$ 9,048.00 | \$ - | \$0.00 | \$0.00 |
| New Portable Radios | \$ 1,632.00 | \$ - | \$ 1,632.00 | \$0.00 | \$0.00 |
| Bus Fuel Tank Removal and Installation | \$ 40,000.00 | \$ - | \$ 40,000.00 | \$0.00 | \$0.00 |
| Technology | | | | | |
| Computers, servers, tech equip., etc. | \$ 350,000.00 | \$ 265,666.80 | \$ - | \$84,333.20 | \$0.00 |
| Food Service | | | | | |
| Food Service Equipment | \$ 3,880.00 | \$ 3,920.00 | \$ - | (\$40.00) | \$0.00 |
| Athletics and Student Activities | | | | | |
| HS Athletics Equipment | \$ 39,200.00 | \$ 11,733.98 | \$ 26,721.21 | \$744.81 | \$0.00 |
| Athletics Fencing | \$ 1,411.75 | \$ 1,411.75 | \$ - | \$0.00 | \$0.00 |
| Fees | | | | | |
| Tax Collection Fees | \$ 14,500.00 | \$ 12,097.41 | \$ - | \$2,402.59 | \$0.00 |
| Totals | | | | | |
| | Budgeted Amount | Actual Fiscal Year Expended | Current Encumbrances | Expenses / Encumbrances Over/Under Estimate | Remaining Estimated PI Project Costs |
| | \$ 605,031.03 | \$ 416,932.22 | \$ 82,944.21 | \$105,154.60 | \$0.00 |
| Total Budgeted | \$ 605,031.03 | | | | |
| Actual Cash Balance 7/1/20 | \$ 148,007.09 | | | | |
| Revenues FY21 - Taxes from levy | \$ 736,856.09 | | | | |
| Expenditures FY21 | \$ (416,932.22) | | | | |
| Current Cash Balance | \$467,930.96 | | | | |
| Current Encumbrances | \$ (82,944.21) | | | | |
| Available Balance | \$384,986.75 | | | | |

| | |
|---|---------------|
| Remaining Estimated Revenues FY21 - Taxes from levy | \$ - |
| Less: Remaining Estimated PI Project Costs | \$0.00 |
| 6/30/21 Carryover | \$ 384,986.75 |

Lexington Local Schools

Food Service Fund 2020-21 vs. 2019-2020 vs. 2018-2019

| | | | | | | | Beginning Balance 7/1/20 | \$ 3,725 |
|----------------------------------|--------------------|--------------------|-------------------|-------------------|-------------------|-------------------|------------------------------------|---------------|
| 2020-2021 Through 6/30/21 | | | | | | | | |
| Revenues | District-Wide | High School | Junior High | Eastern | Central | Western | Total | |
| Student Type A, Ezipay, Misc | \$ - | \$ (2,562) | \$ (467) | \$ (370) | \$ 893 | \$ 434 | \$ (2,072) | |
| Student Break, Milk & A La Carte | \$ - | \$ 15,809 | \$ 4,625 | \$ 4,627 | \$ 3,222 | \$ 1,700 | \$ 29,983 | |
| Adult & Misc revenues | \$ 4,340 | \$ 2,216 | \$ 868 | \$ 954 | \$ 439 | \$ 77 | \$ 8,894 | |
| State Reimb | \$ - | \$ 1,279 | \$ 1,002 | \$ 1,228 | \$ 1,248 | \$ 1,037 | \$ 5,794 | |
| Federal Reimb | \$ - | \$ 151,837 | \$ 116,434 | \$ 144,782 | \$ 143,893 | \$ 118,869 | \$ 675,815 | |
| Transfer In | \$ - | \$ - | \$ - | \$ - | \$ - | \$ - | \$ - | |
| Total Revenues | \$ 4,340 | \$ 168,579 | \$ 122,462 | \$ 151,221 | \$ 149,695 | \$ 122,117 | \$ 718,414 | |
| Expenses | | | | | | | | |
| Wages | \$ 46,229 | \$ 92,407 | \$ 54,753 | \$ 39,634 | \$ 30,594 | \$ 30,671 | \$ 294,288 | |
| Severance | \$ - | \$ - | \$ - | \$ - | \$ - | \$ - | \$ - | |
| Retirement | \$ 10,972 | \$ 19,165 | \$ 7,647 | \$ 8,869 | \$ 6,007 | \$ 5,088 | \$ 57,748 | |
| Medical | \$ 21,615 | \$ 52,581 | \$ 16,556 | \$ 36,024 | \$ 13,282 | \$ - | \$ 140,058 | |
| Life, Dent, MC, WC | \$ 1,343 | \$ 3,214 | \$ 2,450 | \$ 1,556 | \$ 919 | \$ 392 | \$ 9,874 | |
| Purch Serv, Repairs, Phone, Post | \$ 2,745 | \$ 939 | \$ 786 | \$ 1,617 | \$ 1,099 | \$ 733 | \$ 7,919 | |
| Supplies | \$ 7,958 | \$ 79,776 | \$ 28,679 | \$ 46,121 | \$ 18,683 | \$ 30,226 | \$ 211,443 | |
| Food Costs | \$ - | \$ - | \$ - | \$ - | \$ - | \$ - | \$ - | |
| Equipment | \$ - | \$ - | \$ - | \$ - | \$ - | \$ - | \$ - | |
| Other Costs | \$ - | \$ - | \$ - | \$ - | \$ - | \$ - | \$ - | |
| Total Expenses | \$ 90,862 | \$ 248,082 | \$ 110,871 | \$ 133,821 | \$ 70,584 | \$ 67,110 | \$ 721,330 | |
| Net Gain (Loss) | \$ (86,522) | \$ (79,503) | \$ 11,591 | \$ 17,400 | \$ 79,111 | \$ 55,007 | \$ (2,916) | |
| | | | | | | | Ending Cash Balance 6/30/21 | \$ 809 |

| | | | | | | | Beginning Balance 7/1/19 | \$ (2,391) |
|----------------------------------|-------------------|--------------------|--------------------|--------------------|-------------------|------------------|------------------------------------|-----------------|
| 2019-2020 Through 6/30/20 | | | | | | | | |
| Revenues | District-Wide | High School | Junior High | Eastern | Central | Western | Total | |
| Student Type A, Ezipay, Misc | \$ - | \$ 60,787 | \$ 29,304 | \$ 33,404 | \$ 32,296 | \$ 22,788 | \$ 178,579 | |
| Student Break, Milk & A La Carte | \$ - | \$ 29,956 | \$ 8,885 | \$ 8,119 | \$ 5,951 | \$ 5,158 | \$ 58,069 | |
| Adult & Misc revenues | \$ 3,675 | \$ 3,946 | \$ 884 | \$ 1,650 | \$ 1,260 | \$ 1,065 | \$ 12,480 | |
| State Reimb | \$ - | \$ 1,092 | \$ 772 | \$ 1,258 | \$ 1,104 | \$ 742 | \$ 4,968 | |
| Federal Reimb | \$ - | \$ 62,745 | \$ 44,408 | \$ 71,176 | \$ 62,039 | \$ 41,259 | \$ 281,627 | |
| Transfer In | \$ 180,000 | \$ - | \$ - | \$ - | \$ - | \$ - | \$ 180,000 | |
| Total Revenues | \$ 183,675 | \$ 158,526 | \$ 84,253 | \$ 115,607 | \$ 102,650 | \$ 71,012 | \$ 715,723 | |
| Expenses | | | | | | | | |
| Wages | \$ 49,837 | \$ 109,690 | \$ 59,209 | \$ 43,584 | \$ 34,885 | \$ 35,750 | \$ 332,955 | |
| Severance | \$ - | \$ - | \$ - | \$ - | \$ - | \$ - | \$ - | |
| Retirement | \$ 12,066 | \$ 18,044 | \$ 8,410 | \$ 10,340 | \$ 5,940 | \$ 6,185 | \$ 60,985 | |
| Medical | \$ 23,697 | \$ 43,681 | \$ 15,035 | \$ 32,714 | \$ 11,469 | \$ - | \$ 126,596 | |
| Life, Dent, MC, WC | \$ 1,552 | \$ 3,795 | \$ 2,557 | \$ 1,771 | \$ 1,106 | \$ 642 | \$ 11,423 | |
| Purch Serv, Repairs, Phone, Post | \$ 2,716 | \$ 5,809 | \$ 999 | \$ 594 | \$ 1,688 | \$ 5,833 | \$ 17,639 | |
| Supplies | \$ 3,716 | \$ - | \$ - | \$ - | \$ - | \$ - | \$ 3,716 | |
| Food Costs | \$ - | \$ 61,717 | \$ 25,806 | \$ 40,813 | \$ 14,056 | \$ 13,901 | \$ 156,293 | |
| Equipment | \$ - | \$ - | \$ - | \$ - | \$ - | \$ - | \$ - | |
| Other Costs | \$ - | \$ - | \$ - | \$ - | \$ - | \$ - | \$ - | |
| Total Expenses | \$ 93,584 | \$ 242,736 | \$ 112,016 | \$ 129,816 | \$ 69,144 | \$ 62,311 | \$ 709,607 | |
| Net Gain (Loss) | \$ 90,091 | \$ (84,210) | \$ (27,763) | \$ (14,209) | \$ 33,506 | \$ 8,701 | \$ 6,116 | |
| | | | | | | | Ending Cash Balance 6/30/20 | \$ 3,725 |

| | | | | | | | Beginning Balance 7/1/18 | \$ 4,848 |
|----------------------------------|--------------------|--------------------|--------------------|-------------------|-------------------|------------------|------------------------------------|-------------------|
| 2018-2019 Through 6/30/19 | | | | | | | | |
| Revenues | District-Wide | High School | Junior High | Eastern | Central | Western | Total | |
| Student Type A, Ezipay, Misc | \$ - | \$ 86,954 | \$ 41,893 | \$ 45,445 | \$ 38,520 | \$ 32,631 | \$ 245,443 | |
| Student Break, Milk & A La Carte | \$ - | \$ 49,445 | \$ 14,934 | \$ 9,954 | \$ 7,324 | \$ 6,386 | \$ 88,043 | |
| Adult & Misc revenues | \$ 9,447 | \$ 4,452 | \$ 863 | \$ 2,020 | \$ 1,446 | \$ 1,213 | \$ 19,441 | |
| State Reimb | \$ - | \$ 1,190 | \$ 865 | \$ 1,515 | \$ 974 | \$ 865 | \$ 5,409 | |
| Federal Reimb | \$ - | \$ 62,962 | \$ 46,530 | \$ 79,885 | \$ 52,622 | \$ 46,645 | \$ 288,644 | |
| Transfer In | \$ 70,000 | \$ - | \$ - | \$ - | \$ - | \$ - | \$ 70,000 | |
| Total Revenues | \$ 79,447 | \$ 205,003 | \$ 105,085 | \$ 138,819 | \$ 100,886 | \$ 87,740 | \$ 716,980 | |
| Expenses | | | | | | | | |
| Wages | \$ 48,514 | \$ 113,342 | \$ 56,364 | \$ 41,442 | \$ 36,284 | \$ 35,413 | \$ 331,359 | |
| Severance | \$ - | \$ - | \$ - | \$ - | \$ - | \$ - | \$ - | |
| Retirement | \$ 11,673 | \$ 18,973 | \$ 9,568 | \$ 9,349 | \$ 6,628 | \$ 5,987 | \$ 62,178 | |
| Medical | \$ 26,647 | \$ 42,705 | \$ 18,652 | \$ 32,113 | \$ 7,379 | \$ - | \$ 127,496 | |
| Life, Dent, MC, WC | \$ 1,559 | \$ 3,995 | \$ 2,506 | \$ 1,753 | \$ 1,213 | \$ 671 | \$ 11,697 | |
| Purch Serv, Repairs, Phone, Post | \$ 2,909 | \$ 1,167 | \$ 2,148 | \$ 657 | \$ 472 | \$ 595 | \$ 7,948 | |
| Supplies | \$ 4,022 | \$ 65,905 | \$ 33,155 | \$ 50,826 | \$ 15,007 | \$ 14,494 | \$ 183,409 | |
| Food Costs | \$ - | \$ - | \$ - | \$ - | \$ - | \$ - | \$ - | |
| Equipment | \$ 132 | \$ - | \$ - | \$ - | \$ - | \$ - | \$ 132 | |
| Other Costs | \$ - | \$ - | \$ - | \$ - | \$ - | \$ - | \$ - | |
| Total Expenses | \$ 95,456 | \$ 246,087 | \$ 122,393 | \$ 136,140 | \$ 66,983 | \$ 57,160 | \$ 724,219 | |
| Net Gain (Loss) | \$ (16,009) | \$ (41,084) | \$ (17,308) | \$ 2,679 | \$ 33,903 | \$ 30,580 | \$ (7,239) | |
| | | | | | | | Ending Cash Balance 6/30/19 | \$ (2,391) |

Start Date: 6/1/2021

End Date: 6/30/2021

LEXINGTON LOCAL SCHOOLS

Disbursement Summary Report

| Reference Number | Check Number | Type | Date | Name | Vendor # | Status | Reconcile Date | Void Date | Amount |
|------------------|--------------|----------------------|----------|---|----------|-----------------|----------------|-----------|-----------|
| 37899 | 89861 | ACCOUNTS_P AYABLE | 6/8/2021 | AKERS, JIM | 13645 | RECONCILED | 6/15/2021 | | \$ 169.74 |
| 37880 | 89862 | ACCOUNTS_P AYABLE | 6/8/2021 | AMANDA BADERTSCH ER | 13224 | RECONCILED | 6/15/2021 | | 50.00 |
| 37878 | 89863 | ACCOUNTS_P AYABLE | 6/8/2021 | AMERICAN EXPRESS | 10314 | RECONCILED | 6/14/2021 | | 69.95 |
| 37905 | 89864 | ACCOUNTS_P AYABLE | 6/8/2021 | ASHLEY N MCLAUGHLI N | 13599 | RECONCILED | 6/14/2021 | | 130.00 |
| 37879 | 89865 | ACCOUNTS_P AYABLE | 6/8/2021 | AWARDSMIT H | 1370 | RECONCILED | 6/14/2021 | | 400.00 |
| 37881 | 89866 | ACCOUNTS_P AYABLE | 6/8/2021 | BARNES & NOBLE | 2768 | RECONCILED | 6/15/2021 | | 172.56 |
| 37882 | 89867 | ACCOUNTS_P AYABLE | 6/8/2021 | BAUMSPAGE. COM,LLC | 9849 | RECONCILED | 6/14/2021 | | 129.53 |
| 37883 | 89868 | ACCOUNTS_P AYABLE | 6/8/2021 | BLUESKY DESIGNS | 12180 | RECONCILED | 6/15/2021 | | 405.00 |
| 37884 | 89869 | ACCOUNTS_P AYABLE | 6/8/2021 | BRIDGEWAY ACADEMY | 11513 | RECONCILED | 6/18/2021 | | 4,250.00 |
| 37885 | 89870 | ACCOUNTS_P AYABLE | 6/8/2021 | CARDINAL BUS SALES & SERVICE | 6515 | RECONCILED | 6/15/2021 | | 1,876.95 |
| 37893 | 89871 | ACCOUNTS_P AYABLE | 6/8/2021 | CHRISTOPHE R GLENNON | 13459 | RECONCILED | 6/14/2021 | | 93.75 |
| 37886 | 89872 | ACCOUNTS_P AYABLE | 6/8/2021 | COLE DISTRIBUTIN G | 9752 | RECONCILED | 6/14/2021 | | 2,858.18 |
| 37887 | 89873 | ACCOUNTS_P AYABLE | 6/8/2021 | CULLIGAN QUALITY WATER | 610 | RECONCILED | 6/15/2021 | | 37.00 |
| 37889 | 89874 | ACCOUNTS_P AYABLE | 6/8/2021 | EDGENUITY INC | 12025 | RECONCILED | 6/16/2021 | | 800.00 |
| 37922 | 89875 | ACCOUNTS_P AYABLE | 6/8/2021 | ELIZABETH A. RIEGEL | 10733 | RECONCILED | 6/23/2021 | | 275.00 |
| 37890 | 89876 | ACCOUNTS_P AYABLE | 6/8/2021 | EQUIPARTS | 11070 | RECONCILED | 6/14/2021 | | 454.30 |
| 37891 | 89877 | ACCOUNTS_P AYABLE | 6/8/2021 | EREPLACEM ENTPARTS.C OM | 13522 | RECONCILED | 6/21/2021 | | 9.48 |
| 37892 | 89878 | ACCOUNTS_P AYABLE | 6/8/2021 | FINLEY'S FACILITIES SERVICES | 13571 | RECONCILED | 6/14/2021 | | 424.40 |
| 37894 | 89879 | ACCOUNTS_P AYABLE | 6/8/2021 | GRAINGER | 5843 | OUTSTANDIN G | | | 712.65 |
| 37896 | 89880 | ACCOUNTS_P AYABLE | 6/8/2021 | HD SUPPLY FACILITIES | 6504 | RECONCILED | 6/17/2021 | | 666.06 |
| 37898 | 89881 | ACCOUNTS_P AYABLE | 6/8/2021 | HOOVER INSTRUMEN T SERVICE INC | 13634 | RECONCILED | 6/16/2021 | | 64.96 |
| 37895 | 89882 | ACCOUNTS_P AYABLE | 6/8/2021 | JAMES HAYES | 13087 | RECONCILED | 6/21/2021 | | 776.28 |
| 37924 | 89883 | ACCOUNTS_P AYABLE | 6/8/2021 | JEFFREY STRICKLER | 9905 | OUTSTANDIN G | | | 10.00 |
| 37900 | 89884 | ACCOUNTS_P AYABLE | 6/8/2021 | JOSTENS | 10830 | RECONCILED | 6/14/2021 | | 979.05 |
| 37932 | 89885 | ACCOUNTS_P AYABLE | 6/8/2021 | KATHY WEIDIG | 7101 | RECONCILED | 6/9/2021 | | 264.62 |
| 37897 | 89886 | ACCOUNTS_P AYABLE | 6/8/2021 | KAYLA HEIMANN | 10476 | RECONCILED | 6/16/2021 | | 60.00 |
| 37901 | 89887 | ACCOUNTS_P AYABLE | 6/8/2021 | KELL ACE HARDWARE | 8329 | RECONCILED | 6/14/2021 | | 7.98 |
| 37902 | 89888 | ACCOUNTS_P AYABLE | 6/8/2021 | KIMBALL MIDWEST | 11066 | RECONCILED | 6/14/2021 | | 117.66 |
| 37903 | 89889 | ACCOUNTS_P | 6/8/2021 | LOWE'S | 5906 | RECONCILED | 6/14/2021 | | 39.66 |

Start Date: 6/1/2021

End Date: 6/30/2021

LEXINGTON LOCAL SCHOOLS

Disbursement Summary Report

| Reference Number | Check Number | Type | Date | Name | Vendor # | Status | Reconcile Date | Void Date | Amount |
|------------------|--------------|----------------------|----------|---|----------|-----------------|----------------|-----------|-----------|
| | | AYABLE | | | | | | | |
| 37907 | 89890 | ACCOUNTS_P AYABLE | 6/8/2021 | M-F ATHLETIC | 1741 | RECONCILED | 6/15/2021 | | \$ 686.00 |
| 37904 | 89891 | ACCOUNTS_P AYABLE | 6/8/2021 | MARCO PHOTO | 11346 | RECONCILED | 6/16/2021 | | 292.50 |
| 37920 | 89892 | ACCOUNTS_P AYABLE | 6/8/2021 | MARK SHUMAKER | 10974 | RECONCILED | 6/16/2021 | | 46.25 |
| 37906 | 89893 | ACCOUNTS_P AYABLE | 6/8/2021 | MENARDS | 10810 | RECONCILED | 6/15/2021 | | 605.86 |
| 37877 | 89894 | ACCOUNTS_P AYABLE | 6/8/2021 | NETWORK SERVICES COMPANY | 10101 | RECONCILED | 6/15/2021 | | 569.00 |
| 37908 | 89895 | ACCOUNTS_P AYABLE | 6/8/2021 | NOVA LUNA EDUC & CONSULTIN G | 11942 | RECONCILED | 6/14/2021 | | 972.00 |
| 37909 | 89896 | ACCOUNTS_P AYABLE | 6/8/2021 | NuGEN OUTDOOR ENTERPRISE S LLC | 13631 | RECONCILED | 6/14/2021 | | 116.00 |
| 37911 | 89897 | ACCOUNTS_P AYABLE | 6/8/2021 | OHIO HIGH SCHOOL ATH. ASSOC. | 1039 | RECONCILED | 6/25/2021 | | 20.00 |
| 37912 | 89898 | ACCOUNTS_P AYABLE | 6/8/2021 | REHILL GROUP, INC. | 10075 | RECONCILED | 6/15/2021 | | 21,027.56 |
| 37914 | 89899 | ACCOUNTS_P AYABLE | 6/8/2021 | ROBERTSON HEATING SUPPLY CO | 12108 | RECONCILED | 6/14/2021 | | 8.04 |
| 37915 | 89900 | ACCOUNTS_P AYABLE | 6/8/2021 | RUMPKE | 11508 | RECONCILED | 6/16/2021 | | 1,074.94 |
| 37913 | 89901 | ACCOUNTS_P AYABLE | 6/8/2021 | RYAN RIGGLEMAN | 13021 | OUTSTANDIN G | | | 93.75 |
| 37916 | 89902 | ACCOUNTS_P AYABLE | 6/8/2021 | SAM'S CLUB DIRECT | 5566 | RECONCILED | 6/15/2021 | | 127.68 |
| 37917 | 89903 | ACCOUNTS_P AYABLE | 6/8/2021 | SCHMIDT SECURITY | 7215 | RECONCILED | 6/15/2021 | | 1,800.00 |
| 37918 | 89904 | ACCOUNTS_P AYABLE | 6/8/2021 | SCHOLASTIC BOOK FAIRS | 1785 | RECONCILED | 6/17/2021 | | 2,990.68 |
| 37919 | 89905 | ACCOUNTS_P AYABLE | 6/8/2021 | SHERWIN- WILLIAMS CO. | 741 | RECONCILED | 6/22/2021 | | 399.94 |
| 37921 | 89906 | ACCOUNTS_P AYABLE | 6/8/2021 | SIESEL DISTRIBUTIN G | 10297 | RECONCILED | 6/15/2021 | | 2,717.67 |
| 37923 | 89907 | ACCOUNTS_P AYABLE | 6/8/2021 | STANTON SHEET MUSIC | 22 | RECONCILED | 6/15/2021 | | 80.67 |
| 37888 | 89908 | ACCOUNTS_P AYABLE | 6/8/2021 | STEPHEN F DOMKA | 10173 | RECONCILED | 6/16/2021 | | 9.20 |
| 37925 | 89909 | ACCOUNTS_P AYABLE | 6/8/2021 | THEN DESIGN ARCHITECTU RE LTD | 13501 | RECONCILED | 6/17/2021 | | 67,456.44 |
| 37926 | 89910 | ACCOUNTS_P AYABLE | 6/8/2021 | TRANSPORTA TION ACCESSORIE S CO. | 819 | RECONCILED | 6/14/2021 | | 2,520.58 |
| 37910 | 89911 | ACCOUNTS_P AYABLE | 6/8/2021 | TREASURER STATE OF OHIO | 5996 | RECONCILED | 6/18/2021 | | 198.75 |
| 37927 | 89912 | ACCOUNTS_P AYABLE | 6/8/2021 | TREASURER, STATE OF OHIO | 9906 | RECONCILED | 6/21/2021 | | 50.42 |
| 37930 | 89913 | ACCOUNTS_P AYABLE | 6/8/2021 | TRICIA L. VOLZ | 1158 | OUTSTANDIN G | | | 160.06 |
| 37928 | 89914 | ACCOUNTS_P | 6/8/2021 | TRUCK | 8892 | RECONCILED | 6/14/2021 | | 185.93 |

Start Date: 6/1/2021

End Date: 6/30/2021

LEXINGTON LOCAL SCHOOLS

Disbursement Summary Report

| Reference Number | Check Number | Type | Date | Name | Vendor # | Status | Reconcile Date | Void Date | Amount |
|------------------|--------------|----------------------|----------|--------------------------------|----------|-----------------|----------------|-----------|-------------|
| | | AYABLE | | SALES & SERVICE, INC. | | | | | |
| 37929 | 89915 | ACCOUNTS_P AYABLE | 6/8/2021 | VERIZON WIRELESS | 7415 | RECONCILED | 6/17/2021 | | \$ 1,506.00 |
| 37931 | 89916 | ACCOUNTS_P AYABLE | 6/8/2021 | WAL-MART | 3469 | RECONCILED | 6/14/2021 | | 25.47 |
| 37933 | 89917 | ACCOUNTS_P AYABLE | 6/8/2021 | WILSON LANGUAGE TRAINING CORP. | 8967 | RECONCILED | 6/15/2021 | | 103.20 |
| 37934 | 89918 | ACCOUNTS_P AYABLE | 6/8/2021 | WOLFF BROS. SUPPLY, INC. | 8585 | RECONCILED | 6/14/2021 | | 480.00 |
| 37935 | 89919 | ACCOUNTS_P AYABLE | 6/8/2021 | CBIZ BENEFITS & INSURANCE | 8780 | RECONCILED | 6/15/2021 | | 2,750.00 |
| 37936 | 89920 | REFUND | 6/8/2021 | LEANNE BAUERDICK | 11056 | RECONCILED | 6/15/2021 | | 187.00 |
| 37937 | 89921 | REFUND | 6/8/2021 | DAN VINCENT | 13647 | RECONCILED | 6/15/2021 | | 23.15 |
| 37938 | 89922 | REFUND | 6/8/2021 | COREY OR JENNIFER VOLZ | 13648 | RECONCILED | 6/23/2021 | | 68.50 |
| 37939 | 89923 | REFUND | 6/8/2021 | LORI COPE | 13649 | RECONCILED | 6/14/2021 | | 45.36 |
| 37941 | 89924 | ACCOUNTS_P AYABLE | 6/9/2021 | ALFRED NICKLES BAKERY | 613 | RECONCILED | 6/22/2021 | | 623.54 |
| 37943 | 89925 | ACCOUNTS_P AYABLE | 6/9/2021 | AMAZON CAPITAL SERVICES | 13575 | RECONCILED | 6/18/2021 | | 65.29 |
| 37960 | 89926 | ACCOUNTS_P AYABLE | 6/9/2021 | APPLESEED TRUE VALUE | 11540 | RECONCILED | 6/22/2021 | | 18.96 |
| 37948 | 89927 | ACCOUNTS_P AYABLE | 6/9/2021 | AWARDSMIT H | 1370 | VOID | | 6/21/2021 | 920.00 |
| 37952 | 89928 | ACCOUNTS_P AYABLE | 6/9/2021 | BRIDGEWAY ACADEMY | 11513 | RECONCILED | 6/23/2021 | | 1,687.50 |
| 37962 | 89929 | ACCOUNTS_P AYABLE | 6/9/2021 | BUCK MORTON | 1259 | RECONCILED | 6/23/2021 | | 12.95 |
| 37964 | 89930 | ACCOUNTS_P AYABLE | 6/9/2021 | CHARLES RITTER CO. | 907 | RECONCILED | 6/17/2021 | | 324.09 |
| 37971 | 89931 | ACCOUNTS_P AYABLE | 6/9/2021 | CHISTAN WHITE | 13452 | OUTSTANDIN G | | | 150.00 |
| 37963 | 89932 | ACCOUNTS_P AYABLE | 6/9/2021 | CHRISTOPHE R GLENNON | 13459 | RECONCILED | 6/23/2021 | | 187.50 |
| 37958 | 89933 | ACCOUNTS_P AYABLE | 6/9/2021 | CLEARWATER SYSTEMS | 6230 | RECONCILED | 6/23/2021 | | 159.10 |
| 37944 | 89934 | ACCOUNTS_P AYABLE | 6/9/2021 | DEBRA WISENBARGER | 9721 | RECONCILED | 6/21/2021 | | 29.45 |
| 37947 | 89935 | ACCOUNTS_P AYABLE | 6/9/2021 | DENISE BENSON | 7573 | OUTSTANDIN G | | | 12.00 |
| 37951 | 89936 | ACCOUNTS_P AYABLE | 6/9/2021 | EDGENUITY INC | 12025 | RECONCILED | 6/21/2021 | | 8,700.00 |
| 37957 | 89937 | ACCOUNTS_P AYABLE | 6/9/2021 | EDUCATIONA L SERVICE CENTER OF | 10315 | RECONCILED | 6/17/2021 | | 756.00 |
| 37970 | 89938 | ACCOUNTS_P AYABLE | 6/9/2021 | ELIZABETH A. RIEGEL | 10733 | RECONCILED | 6/23/2021 | | 300.00 |
| 37954 | 89939 | ACCOUNTS_P AYABLE | 6/9/2021 | FINLEY'S FACILITIES SERVICES | 13571 | RECONCILED | 6/18/2021 | | 207.23 |
| 37974 | 89940 | ACCOUNTS_P AYABLE | 6/9/2021 | GENNAR FEUCHT | 13099 | RECONCILED | 6/23/2021 | | 75.00 |
| 37956 | 89941 | ACCOUNTS_P AYABLE | 6/9/2021 | HERFF JONES | 8857 | RECONCILED | 6/21/2021 | | 5,389.93 |

Start Date: 6/1/2021

End Date: 6/30/2021

LEXINGTON LOCAL SCHOOLS

Disbursement Summary Report

| Reference Number | Check Number | Type | Date | Name | Vendor # | Status | Reconcile Date | Void Date | Amount |
|------------------|--------------|----------------------|-----------|--|----------|-----------------|----------------|-----------|----------|
| 37955 | 89942 | ACCOUNTS_P AYABLE | 6/9/2021 | JAMES HAYES | 13087 | RECONCILED | 6/21/2021 | | \$ 94.07 |
| 37965 | 89943 | ACCOUNTS_P AYABLE | 6/9/2021 | JEFF EICHORN | 13282 | RECONCILED | 6/21/2021 | | 101.51 |
| 37968 | 89944 | ACCOUNTS_P AYABLE | 6/9/2021 | KAHL'S ELECTRIC, INC. | 6637 | RECONCILED | 6/16/2021 | | 750.00 |
| 37975 | 89945 | ACCOUNTS_P AYABLE | 6/9/2021 | KIMBLE SEPTIC & PORTA-POT, INC | 4037 | RECONCILED | 6/18/2021 | | 600.00 |
| 37973 | 89946 | ACCOUNTS_P AYABLE | 6/9/2021 | LEXINGTON LOCAL SCHOOLS | 3377 | RECONCILED | 6/24/2021 | | 377.00 |
| 37961 | 89947 | ACCOUNTS_P AYABLE | 6/9/2021 | LIBERTY LAWN CARE & LANDSCAPIN G INC | 13646 | RECONCILED | 6/21/2021 | | 2,925.00 |
| 37953 | 89948 | ACCOUNTS_P AYABLE | 6/9/2021 | LOUIS MICHAEL TOMMELLEO | 6176 | RECONCILED | 6/17/2021 | | 156.25 |
| 37967 | 89949 | ACCOUNTS_P AYABLE | 6/9/2021 | MINUTEMAN PRESS | 10766 | RECONCILED | 6/16/2021 | | 713.09 |
| 37972 | 89950 | ACCOUNTS_P AYABLE | 6/9/2021 | MVD SPORTS | 6482 | RECONCILED | 6/22/2021 | | 550.00 |
| 37959 | 89951 | ACCOUNTS_P AYABLE | 6/9/2021 | O.E. MEYER COMPANY | 10829 | RECONCILED | 6/23/2021 | | 4.62 |
| 37977 | 89952 | ACCOUNTS_P AYABLE | 6/9/2021 | PAULA SMITH | 13189 | RECONCILED | 6/24/2021 | | 155.50 |
| 37950 | 89953 | ACCOUNTS_P AYABLE | 6/9/2021 | QUENCH USA INC | 9919 | RECONCILED | 6/18/2021 | | 39.14 |
| 37976 | 89954 | ACCOUNTS_P AYABLE | 6/9/2021 | RYAN RIGGLEMAN G | 13021 | OUTSTANDIN G | | | 156.25 |
| 37966 | 89955 | ACCOUNTS_P AYABLE | 6/9/2021 | SCHOOL SPECIALTY | 6538 | RECONCILED | 6/21/2021 | | 54.59 |
| 37945 | 89956 | ACCOUNTS_P AYABLE | 6/9/2021 | STANTON SHEET MUSIC | 22 | RECONCILED | 6/17/2021 | | 2,025.90 |
| 37946 | 89957 | ACCOUNTS_P AYABLE | 6/9/2021 | THE ESKEN GROUP, LLC | 13446 | RECONCILED | 6/17/2021 | | 1,575.00 |
| 37942 | 89958 | ACCOUNTS_P AYABLE | 6/9/2021 | TRANSPORTA TION ACCESSORIE S CO. | 819 | RECONCILED | 6/17/2021 | | 567.30 |
| 37969 | 89959 | ACCOUNTS_P AYABLE | 6/9/2021 | TROY J WEAVER | 7197 | RECONCILED | 6/18/2021 | | 187.50 |
| 37949 | 89960 | ACCOUNTS_P AYABLE | 6/9/2021 | VILLAGE OF LEXINGTON | 704 | RECONCILED | 6/18/2021 | | 5,520.45 |
| 37940 | 89961 | ACCOUNTS_P AYABLE | 6/9/2021 | WASHINGTON AUTO PARTS | 13295 | RECONCILED | 6/18/2021 | | 583.98 |
| 37980 | 89962 | ACCOUNTS_P AYABLE | 6/16/2021 | ADVANCED TURF SOLUTIONS, INC. | 10305 | RECONCILED | 6/24/2021 | | 652.95 |
| 38005 | 89963 | ACCOUNTS_P AYABLE | 6/16/2021 | ALFRED NICKLES BAKERY | 613 | RECONCILED | 6/22/2021 | | 74.71 |
| 37981 | 89964 | ACCOUNTS_P AYABLE | 6/16/2021 | AMAZON CAPITAL SERVICES | 13575 | RECONCILED | 6/22/2021 | | 19.73 |
| 37982 | 89965 | ACCOUNTS_P AYABLE | 6/16/2021 | BLICK ART MATERIALS | 153 | RECONCILED | 6/21/2021 | | 79.65 |
| 38016 | 89966 | ACCOUNTS_P AYABLE | 6/16/2021 | BRAD SWARTZ | 13651 | RECONCILED | 6/28/2021 | | 250.00 |

Start Date: 6/1/2021

End Date: 6/30/2021

LEXINGTON LOCAL SCHOOLS

Disbursement Summary Report

| Reference Number | Check Number | Type | Date | Name | Vendor # | Status | Reconcile Date | Void Date | Amount |
|------------------|--------------|----------------------|-----------|---|----------|-----------------|----------------|-----------|-----------|
| 37983 | 89967 | ACCOUNTS_P AYABLE | 6/16/2021 | CARDINAL BUS SALES & SERVICE | 6515 | RECONCILED | 6/22/2021 | | \$ 612.39 |
| 37987 | 89968 | ACCOUNTS_P AYABLE | 6/16/2021 | CINDY COWLES | 11515 | OUTSTANDIN G | | | 2,340.48 |
| 37985 | 89969 | ACCOUNTS_P AYABLE | 6/16/2021 | COLE DISTRIBUTIN G | 9752 | RECONCILED | 6/22/2021 | | 793.92 |
| 37984 | 89970 | ACCOUNTS_P AYABLE | 6/16/2021 | CRAIG A. CLEVER | 6048 | RECONCILED | 6/22/2021 | | 14.99 |
| 37989 | 89971 | ACCOUNTS_P AYABLE | 6/16/2021 | EDUCATIONA L SERVICE CENTER OF | 10315 | RECONCILED | 6/22/2021 | | 819.00 |
| 37988 | 89972 | ACCOUNTS_P AYABLE | 6/16/2021 | EJ THERAPY INC | 13137 | RECONCILED | 6/30/2021 | | 32.50 |
| 37990 | 89973 | ACCOUNTS_P AYABLE | 6/16/2021 | FINLEY'S FACILITIES SERVICES | 13571 | RECONCILED | 6/22/2021 | | 176.52 |
| 37991 | 89974 | ACCOUNTS_P AYABLE | 6/16/2021 | GRAINGER | 5843 | RECONCILED | 6/23/2021 | | 133.22 |
| 37992 | 89975 | ACCOUNTS_P AYABLE | 6/16/2021 | HD SUPPLY FACILITIES | 6504 | RECONCILED | 6/28/2021 | | 77.88 |
| 37993 | 89976 | ACCOUNTS_P AYABLE | 6/16/2021 | HEALTHCAR E BILLING SERVICES | 11018 | RECONCILED | 6/23/2021 | | 5,930.44 |
| 37994 | 89977 | ACCOUNTS_P AYABLE | 6/16/2021 | HILLYARD OHIO | 13569 | RECONCILED | 6/22/2021 | | 179.84 |
| 37995 | 89978 | ACCOUNTS_P AYABLE | 6/16/2021 | HUNTSMAN TRUCKING, INC. | 6783 | RECONCILED | 6/24/2021 | | 280.04 |
| 37996 | 89979 | ACCOUNTS_P AYABLE | 6/16/2021 | J & B ACCOUSTICA L | 1555 | RECONCILED | 6/21/2021 | | 216.14 |
| 38015 | 89980 | ACCOUNTS_P AYABLE | 6/16/2021 | JEFFREY STRICKLER | 9905 | OUTSTANDIN G | | | 20.00 |
| 37997 | 89981 | ACCOUNTS_P AYABLE | 6/16/2021 | JONES RENTAL, INC. | 10739 | RECONCILED | 6/28/2021 | | 356.40 |
| 37998 | 89982 | ACCOUNTS_P AYABLE | 6/16/2021 | KELL ACE HARDWARE | 8329 | RECONCILED | 6/29/2021 | | 306.03 |
| 37999 | 89983 | ACCOUNTS_P AYABLE | 6/16/2021 | KENS APPLIANCE REPAIR LLC | 13044 | RECONCILED | 6/22/2021 | | 112.24 |
| 38000 | 89984 | ACCOUNTS_P AYABLE | 6/16/2021 | KIMBALL MIDWEST | 11066 | RECONCILED | 6/22/2021 | | 53.25 |
| 38001 | 89985 | ACCOUNTS_P AYABLE | 6/16/2021 | LAKEWOOD RACQUET CLUB | 1618 | RECONCILED | 6/25/2021 | | 400.00 |
| 38002 | 89986 | ACCOUNTS_P AYABLE | 6/16/2021 | MANSFIELD CITY SCHOOLS | 5990 | RECONCILED | 6/22/2021 | | 2,452.56 |
| 38003 | 89987 | ACCOUNTS_P AYABLE | 6/16/2021 | MID-OHIO AUTO REPAIR | 8414 | RECONCILED | 6/23/2021 | | 329.84 |
| 38004 | 89988 | ACCOUNTS_P AYABLE | 6/16/2021 | NORTH CENTRAL OHIO | 958 | OUTSTANDIN G | | | 968.00 |
| 38006 | 89989 | ACCOUNTS_P AYABLE | 6/16/2021 | NuGEN OUTDOOR ENTERPRISE S LLC | 13631 | RECONCILED | 6/28/2021 | | 296.00 |
| 38007 | 89990 | ACCOUNTS_P AYABLE | 6/16/2021 | OHIO DEPART. OF JOB & FAMILY | 935 | RECONCILED | 6/23/2021 | | 122.75 |
| 38008 | 89991 | ACCOUNTS_P | 6/16/2021 | OHIO HIGH | 1039 | OUTSTANDIN | | | 105.00 |

Start Date: 6/1/2021

End Date: 6/30/2021

LEXINGTON LOCAL SCHOOLS

Disbursement Summary Report

| Reference Number | Check Number | Type | Date | Name | Vendor # | Status | Reconcile Date | Void Date | Amount |
|------------------|--------------|------------|-----------|--------------------------------------|----------|-----------------|----------------|-----------|--------------|
| | | AYABLE | | SCHOOL | | G | | | |
| 38010 | 89992 | ACCOUNTS_P | 6/16/2021 | ATH. ASSOC. | 10075 | RECONCILED | 6/22/2021 | | \$ 9,762.16 |
| 38011 | 89993 | ACCOUNTS_P | 6/16/2021 | RENHILL GROUP, INC. | 12108 | VOID | | 6/25/2021 | 8.04 |
| 38012 | 89994 | ACCOUNTS_P | 6/16/2021 | ROBERTSON HEATING SUPPLY CO | 12178 | RECONCILED | 6/23/2021 | | 115.20 |
| 38013 | 89995 | ACCOUNTS_P | 6/16/2021 | SC STRATEGIC SOLUTIONS LLC | 13525 | RECONCILED | 6/24/2021 | | 2,129,583.32 |
| 38014 | 89996 | ACCOUNTS_P | 6/16/2021 | SHOOK CONSTRUCTI ON CO | 10453 | RECONCILED | 6/23/2021 | | 1,084.80 |
| 37986 | 89997 | ACCOUNTS_P | 6/16/2021 | SMETZ'S TIRE SERVICE CENTER | 3290 | RECONCILED | 6/22/2021 | | 2,494.00 |
| 38009 | 89998 | ACCOUNTS_P | 6/16/2021 | THE OHIO STATE UNIVERSITY | 11385 | RECONCILED | 6/25/2021 | | 293.00 |
| 38017 | 89999 | ACCOUNTS_P | 6/16/2021 | THE REHAB CENTER | 11246 | RECONCILED | 6/28/2021 | | 931.50 |
| 38018 | 90000 | ACCOUNTS_P | 6/16/2021 | TRUCK SALES & SERVICE, INC. | 8892 | RECONCILED | 6/23/2021 | | 155.12 |
| 38019 | 90001 | ACCOUNTS_P | 6/16/2021 | WOLFF BROS. SUPPLY, INC. | 8585 | RECONCILED | 6/22/2021 | | 226.57 |
| 38025 | 90002 | ACCOUNTS_P | 6/16/2021 | AMAZON CAPITAL SERVICES | 13575 | RECONCILED | 6/22/2021 | | 862.95 |
| 38023 | 90003 | ACCOUNTS_P | 6/16/2021 | AWARDSMIT H | 1370 | RECONCILED | 6/24/2021 | | 702.00 |
| 38028 | 90004 | ACCOUNTS_P | 6/16/2021 | SANDRA DeLUCA | 7380 | RECONCILED | 6/30/2021 | | 34.22 |
| 38020 | 90005 | ACCOUNTS_P | 6/16/2021 | EJ THERAPY INC | 13137 | RECONCILED | 6/30/2021 | | 49,068.75 |
| 38029 | 90006 | ACCOUNTS_P | 6/16/2021 | JAMES HAYES | 13087 | RECONCILED | 6/24/2021 | | 282.21 |
| 38027 | 90007 | ACCOUNTS_P | 6/16/2021 | KAHL'S TELECOMMU NICATIONS | 7813 | RECONCILED | 6/23/2021 | | 895.57 |
| 38021 | 90008 | ACCOUNTS_P | 6/16/2021 | RUMPKE | 11508 | RECONCILED | 6/24/2021 | | 1,125.92 |
| 38026 | 90009 | ACCOUNTS_P | 6/16/2021 | SCHMIDT SECURITY | 7215 | RECONCILED | 6/23/2021 | | 95.00 |
| 38024 | 90010 | ACCOUNTS_P | 6/16/2021 | SCHOOL HEALTH CORPORATIO N | 7533 | RECONCILED | 6/22/2021 | | 231.97 |
| 38022 | 90011 | ACCOUNTS_P | 6/16/2021 | SMITHFOOD S, INC | 11797 | RECONCILED | 6/23/2021 | | 4,020.68 |
| 38041 | 90012 | REFUND | 6/18/2021 | CARLA STEVENS | 11076 | OUTSTANDIN G | | | 24.00 |
| 38040 | 90013 | REFUND | 6/18/2021 | TAMMIE MANSFIELD | 11894 | OUTSTANDIN G | | | 12.00 |
| 38044 | 90014 | REFUND | 6/18/2021 | KYRSTIN KENTOSH | 13414 | RECONCILED | 6/23/2021 | | 25.00 |
| 38043 | 90015 | REFUND | 6/18/2021 | ALYSSA SINGREE | 13550 | RECONCILED | 6/22/2021 | | 12.00 |
| 38038 | 90016 | REFUND | 6/18/2021 | SCOTT & | 13554 | OUTSTANDIN | | | 15.00 |

Start Date: 6/1/2021

End Date: 6/30/2021

LEXINGTON LOCAL SCHOOLS

Disbursement Summary Report

| Reference Number | Check Number | Type | Date | Name | Vendor # | Status | Reconcile Date | Void Date | Amount |
|------------------|--------------|----------------------|-----------|---------------------------------|----------|------------|----------------|-----------|------------|
| | | | | JACKIE RHODES | | G | | | |
| 38039 | 90017 | REFUND | 6/18/2021 | MICHAEL & ANN STUPCA | 13555 | OUTSTANDIN | | | \$ 12.00 |
| 38042 | 90018 | REFUND | 6/18/2021 | MATTHEW & HAYLEY TRITTSCHUH | 13556 | OUTSTANDIN | | | 12.00 |
| 38045 | 90019 | REFUND | 6/18/2021 | NOTRE DAME ACADEMY | 13471 | OUTSTANDIN | | | 250.00 |
| 38052 | 90020 | ACCOUNTS_P AYABLE | 6/18/2021 | DON CALHOUN | 3216 | RECONCILED | 6/24/2021 | | 46.25 |
| 38047 | 90021 | ACCOUNTS_P AYABLE | 6/18/2021 | ROBERT ZACHARY COLLINS | 10510 | OUTSTANDIN | | | 45.00 |
| 38046 | 90022 | ACCOUNTS_P AYABLE | 6/18/2021 | JENI REAMSNIDER | 11937 | OUTSTANDIN | | | 25.00 |
| 38051 | 90023 | ACCOUNTS_P AYABLE | 6/18/2021 | RYAN RIGGLEMAN | 13021 | OUTSTANDIN | | | 125.00 |
| 38048 | 90024 | ACCOUNTS_P AYABLE | 6/18/2021 | JEFF EICHORN | 13282 | RECONCILED | 6/23/2021 | | 12.28 |
| 38049 | 90025 | ACCOUNTS_P AYABLE | 6/18/2021 | GORDON GERMAN | 13574 | OUTSTANDIN | | | 64.95 |
| 38050 | 90026 | ACCOUNTS_P AYABLE | 6/18/2021 | SPORTSENGINE, INC | 13616 | OUTSTANDIN | | | 50.00 |
| 38054 | 90027 | ACCOUNTS_P AYABLE | 6/22/2021 | AMAZON CAPITAL SERVICES | 13575 | RECONCILED | 6/28/2021 | | 25.98 |
| 38055 | 90028 | ACCOUNTS_P AYABLE | 6/22/2021 | AMANDA BADERTSCHER | 13224 | OUTSTANDIN | | | 100.00 |
| 38056 | 90029 | ACCOUNTS_P AYABLE | 6/22/2021 | CHARLES RITTER CO. | 907 | RECONCILED | 6/28/2021 | | 27.54 |
| 38057 | 90030 | ACCOUNTS_P AYABLE | 6/22/2021 | DIRECT ENERGY BUSINESS | 11543 | RECONCILED | 6/25/2021 | | 2,385.02 |
| 38058 | 90031 | ACCOUNTS_P AYABLE | 6/22/2021 | JEFF EICHORN | 13282 | RECONCILED | 6/25/2021 | | 105.00 |
| 38059 | 90032 | ACCOUNTS_P AYABLE | 6/22/2021 | FORGET-ME-NOT FLOWER SHOP, INC. | 5460 | RECONCILED | 6/24/2021 | | 499.00 |
| 38060 | 90033 | ACCOUNTS_P AYABLE | 6/22/2021 | GIONINO'S PIZZERIA | 9153 | OUTSTANDIN | | | 400.00 |
| 38061 | 90034 | ACCOUNTS_P AYABLE | 6/22/2021 | GRADY ENTERPRISE S, INC. | 9664 | RECONCILED | 6/29/2021 | | 1,064.03 |
| 38062 | 90035 | ACCOUNTS_P AYABLE | 6/22/2021 | J.W. PEPPER & SONS, INC | 11630 | RECONCILED | 6/30/2021 | | 226.99 |
| 38063 | 90036 | ACCOUNTS_P AYABLE | 6/22/2021 | ASHLEY N MCLAUGHLIN | 13599 | RECONCILED | 6/25/2021 | | 145.00 |
| 38064 | 90037 | ACCOUNTS_P AYABLE | 6/22/2021 | MVD SPORTS | 6482 | RECONCILED | 6/29/2021 | | 605.00 |
| 38065 | 90038 | ACCOUNTS_P AYABLE | 6/22/2021 | ALFRED NICKLES BAKERY | 613 | RECONCILED | 6/25/2021 | | 36.63 |
| 38066 | 90039 | ACCOUNTS_P AYABLE | 6/22/2021 | RON SCHAUB | 7064 | RECONCILED | 6/25/2021 | | 97.46 |
| 38067 | 90040 | ACCOUNTS_P AYABLE | 6/22/2021 | THEN DESIGN ARCHITECTURE LTD | 13501 | RECONCILED | 6/25/2021 | | 156,487.48 |
| 38071 | 90041 | REFUND | 6/22/2021 | SARA MILEY | 13654 | RECONCILED | 6/29/2021 | | 100.00 |
| 38075 | 90042 | ACCOUNTS_P AYABLE | 6/22/2021 | AMERICAN ELECTRIC | 701 | RECONCILED | 6/29/2021 | | 18,017.49 |

Start Date: 6/1/2021

End Date: 6/30/2021

LEXINGTON LOCAL SCHOOLS

Disbursement Summary Report

| Reference Number | Check Number | Type | Date | Name | Vendor # | Status | Reconcile Date | Void Date | Amount |
|------------------|--------------|----------------------|-----------|-----------------------------------|----------|-----------------|----------------|-----------|-----------|
| 38078 | 90043 | ACCOUNTS_P AYABLE | 6/22/2021 | POWER AWARDSMIT H | 1370 | RECONCILED | 6/28/2021 | | \$ 315.00 |
| 38079 | 90044 | ACCOUNTS_P AYABLE | 6/22/2021 | CBIZ BENEFITS & INSURANCE | 8780 | RECONCILED | 6/29/2021 | | 2,750.00 |
| 38074 | 90045 | ACCOUNTS_P AYABLE | 6/22/2021 | COLUMBIA GAS | 11662 | RECONCILED | 6/28/2021 | | 2,254.65 |
| 38081 | 90046 | ACCOUNTS_P AYABLE | 6/22/2021 | ETHNIC ARTWORK INC | 13653 | RECONCILED | 6/29/2021 | | 5,130.50 |
| 38082 | 90047 | ACCOUNTS_P AYABLE | 6/22/2021 | LOFT VIOLIN SHOP | 10698 | RECONCILED | 6/29/2021 | | 408.00 |
| 38077 | 90048 | ACCOUNTS_P AYABLE | 6/22/2021 | NEFF COMPANY | 1005 | OUTSTANDIN G | | | 738.19 |
| 38073 | 90049 | ACCOUNTS_P AYABLE | 6/22/2021 | SCHOLASTIC BOOK FAIRS | 1785 | OUTSTANDIN G | | | 678.30 |
| 38076 | 90050 | ACCOUNTS_P AYABLE | 6/22/2021 | SCHOOL SPECIALTY | 6538 | RECONCILED | 6/29/2021 | | 252.35 |
| 38080 | 90051 | ACCOUNTS_P AYABLE | 6/22/2021 | STEALTH PARTNER GROUP | 13604 | RECONCILED | 6/29/2021 | | 44,638.40 |
| 38072 | 90052 | ACCOUNTS_P AYABLE | 6/22/2021 | U.S. BANK EQUIPMENT FINANCE | 7814 | RECONCILED | 6/30/2021 | | 2,808.40 |
| 38085 | 90053 | ACCOUNTS_P AYABLE | 6/23/2021 | AMAZON CAPITAL SERVICES | 13575 | RECONCILED | 6/29/2021 | | 266.12 |
| 38086 | 90054 | ACCOUNTS_P AYABLE | 6/23/2021 | CenturyLink | 700 | RECONCILED | 6/30/2021 | | 865.48 |
| 38098 | 90055 | ACCOUNTS_P AYABLE | 6/23/2021 | CLEARWATE R SYSTEMS | 6230 | RECONCILED | 6/30/2021 | | 29.90 |
| 38092 | 90056 | ACCOUNTS_P AYABLE | 6/23/2021 | JULIE CORNELL | 12163 | OUTSTANDIN G | | | 250.00 |
| 38089 | 90057 | ACCOUNTS_P AYABLE | 6/23/2021 | G.A. WINTZER & SON CO. | 6004 | RECONCILED | 6/28/2021 | | 50.00 |
| 38094 | 90058 | ACCOUNTS_P AYABLE | 6/23/2021 | JAMES HAYES | 13087 | OUTSTANDIN G | | | 282.21 |
| 38090 | 90059 | ACCOUNTS_P AYABLE | 6/23/2021 | KROGER COMPANY | 5498 | RECONCILED | 6/28/2021 | | 1.99 |
| 38093 | 90060 | ACCOUNTS_P AYABLE | 6/23/2021 | LEX LANES | 7583 | OUTSTANDIN G | | | 660.00 |
| 38087 | 90061 | ACCOUNTS_P AYABLE | 6/23/2021 | MENARDS | 10810 | RECONCILED | 6/29/2021 | | 17.68 |
| 38091 | 90062 | ACCOUNTS_P AYABLE | 6/23/2021 | MID-OHIO ED. SERVICE CENTER | 69 | RECONCILED | 6/25/2021 | | 974.57 |
| 38097 | 90063 | ACCOUNTS_P AYABLE | 6/23/2021 | IAN MONTGOME RY | 13656 | RECONCILED | 6/25/2021 | | 250.00 |
| 38083 | 90064 | ACCOUNTS_P AYABLE | 6/23/2021 | QUENCH USA INC | 9919 | RECONCILED | 6/29/2021 | | 39.14 |
| 38088 | 90065 | ACCOUNTS_P AYABLE | 6/23/2021 | THE REHAB CENTER | 11246 | OUTSTANDIN G | | | 615.00 |
| 38084 | 90066 | ACCOUNTS_P AYABLE | 6/23/2021 | VERIZON WIRELESS | 7415 | RECONCILED | 6/29/2021 | | 2,204.82 |
| 38095 | 90067 | ACCOUNTS_P AYABLE | 6/23/2021 | KARIE WHITAKER | 13200 | OUTSTANDIN G | | | 25.00 |
| 38096 | 90068 | ACCOUNTS_P AYABLE | 6/23/2021 | LAURIE WHITMAN | 13655 | OUTSTANDIN G | | | 250.00 |
| 38104 | 90069 | ACCOUNTS_P AYABLE | 6/24/2021 | BENJAMIN BALL | 9588 | OUTSTANDIN G | | | 21.28 |
| 38107 | 90070 | ACCOUNTS_P AYABLE | 6/24/2021 | DAVID A. BOND | 8715 | OUTSTANDIN G | | | 62.16 |

Start Date: 6/1/2021

End Date: 6/30/2021

LEXINGTON LOCAL SCHOOLS

Disbursement Summary Report

| Reference Number | Check Number | Type | Date | Name | Vendor # | Status | Reconcile Date | Void Date | Amount |
|--------------------|--------------|----------------------|-----------|---|----------|-----------------|----------------|-----------|------------|
| 38102 | 90071 | ACCOUNTS_P AYABLE | 6/24/2021 | EDUCATIONA L SERVICE CENTER OF | 10315 | RECONCILED | 6/29/2021 | | \$ 189.00 |
| 38106 | 90072 | ACCOUNTS_P AYABLE | 6/24/2021 | ELIZABETH A. RIEGEL | 10733 | RECONCILED | 6/29/2021 | | 300.00 |
| 38099 | 90073 | ACCOUNTS_P AYABLE | 6/24/2021 | FINLEY'S FACILITIES SERVICES | 13571 | RECONCILED | 6/29/2021 | | 412.71 |
| 38101 | 90074 | ACCOUNTS_P AYABLE | 6/24/2021 | NORTH CENTRAL OHIO ESC | 9382 | OUTSTANDIN G | | | 4,358.33 |
| 38105 | 90075 | ACCOUNTS_P AYABLE | 6/24/2021 | ROBERT J TOMMELLEO | 8823 | RECONCILED | 6/30/2021 | | 22.96 |
| 38103 | 90076 | ACCOUNTS_P AYABLE | 6/24/2021 | THE BREWER- GARRETT CO | 13529 | OUTSTANDIN G | | | 5,058.75 |
| 38100 | 90077 | ACCOUNTS_P AYABLE | 6/24/2021 | TODD SCHEIBER | 11815 | OUTSTANDIN G | | | 65.52 |
| 38109 | 90078 | ACCOUNTS_P AYABLE | 6/24/2021 | LEXINGTON ATHLETIC DEPT. | 3520 | OUTSTANDIN G | | | 175.00 |
| 38110 | 90079 | ACCOUNTS_P AYABLE | 6/30/2021 | RICHLAND COUNTY DEPARTMEN T OF | 9866 | OUTSTANDIN G | | | 746.75 |
| 37979 | 691676 | PAYROLL | 6/18/2021 | LEXINGTON LOCAL SCHOOLS | | RECONCILED | 6/18/2021 | | 679,197.74 |
| 37978 | 691677 | PAYROLL | 6/4/2021 | LEXINGTON LOCAL SCHOOLS | | RECONCILED | 6/4/2021 | | 643,818.94 |
| 38030 | 691678 | ACCOUNTS_P AYABLE | 6/17/2021 | GORDON FOOD SERVICE | 900652 | RECONCILED | 6/17/2021 | | 13,554.76 |
| 38031 | 691679 | ACCOUNTS_P AYABLE | 6/17/2021 | MEMO- S.E.R.S. | 900997 | RECONCILED | 6/17/2021 | | 46,434.00 |
| 38032 | 691680 | ACCOUNTS_P AYABLE | 6/17/2021 | MEMO- S.T.R.S. | 900998 | RECONCILED | 6/17/2021 | | 123,990.00 |
| 38033 | 691681 | ACCOUNTS_P AYABLE | 6/17/2021 | MEMO- S.E.R.S. | 900997 | RECONCILED | 6/17/2021 | | 3,001.69 |
| 38034 | 691682 | ACCOUNTS_P AYABLE | 6/17/2021 | MEMO- S.T.R.S. | 900998 | RECONCILED | 6/17/2021 | | 6,578.42 |
| 38035 | 691683 | ACCOUNTS_P AYABLE | 6/17/2021 | LEXINGTON SCHOOLS - PAYROLL | 900934 | RECONCILED | 6/17/2021 | | 8,764.86 |
| 38036 | 691684 | ACCOUNTS_P AYABLE | 6/17/2021 | LEXINGTON SCHOOLS - PAYROLL | 900934 | RECONCILED | 6/17/2021 | | 9,279.96 |
| 38037 | 691685 | ACCOUNTS_P AYABLE | 6/17/2021 | LEXINGTON SCHOOLS - PAYROLL | 900934 | RECONCILED | 6/17/2021 | | 123.32 |
| 38053 | 691686 | ACCOUNTS_P AYABLE | 6/18/2021 | MEMO-MID OHIO ESC | 900069 | RECONCILED | 6/18/2021 | | 4,084.36 |
| 38068 | 691687 | ACCOUNTS_P AYABLE | 6/22/2021 | ANTHEM BENEFIT SERVICES | 900902 | RECONCILED | 6/22/2021 | | 366,381.81 |
| 38070 | 691688 | ACCOUNTS_P AYABLE | 6/22/2021 | MEMO- S.E.R.S. | 900997 | RECONCILED | 6/22/2021 | | 2,897.47 |
| 38069 | 691689 | ACCOUNTS_P AYABLE | 6/22/2021 | MEMO- S.T.R.S. | 900998 | RECONCILED | 6/22/2021 | | 6,578.42 |
| 38108 | 691690 | ACCOUNTS_P AYABLE | 6/24/2021 | LEXINGTON BOARD OF ED. | 900994 | RECONCILED | 6/24/2021 | | 44.02 |
| 38111 | 691691 | ACCOUNTS_P AYABLE | 6/30/2021 | MEMO-MID OHIO ESC | 900069 | OUTSTANDIN G | | | 0.01 |
| Grand Total | | | | | | | | | \$ |

Reporting Period: June 2021 (FY 2021)

7/8/21 8:39 AM

Start Date: 6/01/2021

End Date: 6/30/2021

LEXINGTON LOCAL SCHOOLS Receipts Ledger Report

| Receipt # | Line # | Date | Type | Description | Full Account Code | Amount |
|----------------------|--------|-----------|------|------------------------------|--------------------------|--------------------|
| Fund: 001 | | | | | | |
| Receipt: 1211 | | | | | | |
| 76021 | 1 | 6/2/2021 | RC | Tuition | 001-1211-0000-000000-000 | \$ 1,907.85 |
| 76049 | 1 | 6/9/2021 | RC | Preschool tuition | 001-1211-0000-000000-500 | 100.00 |
| | | | | | | \$ 2,007.85 |
| Receipt: 1227 | | | | | | |
| 76013 | 15 | 6/4/2021 | RC | Open Enrollment Revenue | 001-1227-0000-000000-000 | 250.84 |
| 76044 | 15 | 6/18/2021 | RC | Open Enrollment Revenue | 001-1227-0000-000000-000 | 250.83 |
| | | | | | | \$ 501.67 |
| Receipt: 1410 | | | | | | |
| 76065 | 1 | 6/30/2021 | RC | Richland Bank Interest | 001-1410-0000-000000-000 | 8,137.58 |
| | | | | | | \$ 8,137.58 |
| Receipt: 1740 | | | | | | |
| 76014 | 2 | 6/1/2021 | RC | Western school fees | 001-1740-0000-000000-500 | 40.00 |
| 76018 | 1 | 6/1/2021 | RC | Summer school fees | 001-1740-0000-000000-100 | 420.00 |
| 76019 | 1 | 6/1/2021 | RC | School fees | 001-1740-0000-000000-100 | 152.90 |
| 76020 | 2 | 6/1/2021 | RC | Central school fees | 001-1740-0000-000000-400 | 56.00 |
| 76023 | 3 | 6/3/2021 | RC | Eastern School Fees | 001-1740-0000-000000-300 | 30.00 |
| 76026 | 1 | 6/7/2021 | RC | School fees | 001-1740-0000-000000-200 | 12.00 |
| 76027 | 1 | 6/7/2021 | RC | Summer school fees | 001-1740-0000-000000-100 | 1,340.00 |
| 76028 | 1 | 6/7/2021 | RC | School fees | 001-1740-0000-000000-100 | 374.00 |
| 76037 | 1 | 6/11/2021 | RC | Summer school fees | 001-1740-0000-000000-100 | 100.00 |
| 76039 | 1 | 6/11/2021 | RC | Summer school fees | 001-1740-0000-000000-100 | 210.00 |
| 76040 | 7 | 6/14/2021 | RC | Summer School Fees | 001-1740-0000-000000-100 | 210.00 |
| 76041 | 1 | 6/14/2021 | RC | School fees | 001-1740-0000-000000-100 | 60.00 |
| 76042 | 1 | 6/14/2021 | RC | School fees | 001-1740-0000-000000-200 | 30.00 |
| 76043 | 1 | 6/15/2021 | RC | Summer Pe | 001-1740-0000-080999-100 | 100.00 |
| 76054 | 1 | 6/22/2021 | RC | Summer Pe | 001-1740-0000-080999-100 | 100.00 |
| 76063 | 1 | 6/29/2021 | RC | HS Fees - Pay For It | 001-1740-0000-000000-100 | 1,376.40 |
| 76063 | 4 | 6/29/2021 | RC | Eastern Fees - Pay For It | 001-1740-0000-000000-300 | 30.00 |
| | | | | | | \$ 4,641.30 |
| Receipt: 1890 | | | | | | |
| 76038 | 1 | 6/11/2021 | RC | Ohio Lions Club | 001-1890-0000-000000-000 | 1,096.18 |
| 76040 | 3 | 6/14/2021 | RC | Jury Duty | 001-1890-0000-000000-000 | 20.00 |
| | | | | | | \$ 1,116.18 |
| Receipt: 3110 | | | | | | |
| 76013 | 1 | 6/4/2021 | RC | Opportunity Grant | 001-3110-0000-000000-000 | 299,003.24 |
| 76013 | 2 | 6/4/2021 | RC | Targeted Assistance | 001-3110-0000-000000-000 | 32,892.64 |
| 76013 | 3 | 6/4/2021 | RC | K-3 Literacy Funding | 001-3110-0000-000000-000 | 5,948.56 |
| 76013 | 5 | 6/4/2021 | RC | Limited English Prof Funding | 001-3110-0000-000000-000 | 122.71 |

Reporting Period: June 2021 (FY 2021)

7/8/21 8:39 AM

Start Date: 6/01/2021

End Date: 6/30/2021

LEXINGTON LOCAL SCHOOLS
Receipts Ledger Report

| Receipt # | Line # | Date | Type | Description | Full Account Code | Amount |
|-----------------|-------------|-----------|------|----------------------------------|--------------------------|----------------------|
| 76013 | 6 | 6/4/2021 | RC | Gifted Education Funding | 001-3110-0000-000000-000 | \$ 5,092.68 |
| 76013 | 7 | 6/4/2021 | RC | Transportation | 001-3110-0000-000000-000 | 22,763.69 |
| 76013 | 8 | 6/4/2021 | RC | Special Education Funding | 001-3110-0000-000000-000 | 50,084.00 |
| 76013 | 9 | 6/4/2021 | RC | Graduation Bonus | 001-3110-0000-000000-000 | 1,658.97 |
| 76013 | 10 | 6/4/2021 | RC | Third Grade Reading Bonus | 001-3110-0000-000000-000 | 994.42 |
| 76013 | 12 | 6/4/2021 | RC | Enrollment Growth Supplement | 001-3110-0000-000000-000 | 388.65 |
| 76013 | 13 | 6/4/2021 | RC | Preschool Special Educ Funding | 001-3110-0000-000000-000 | 6,352.08 |
| 76013 | 14 | 6/4/2021 | RC | Special Educ Transportation | 001-3110-0000-000000-000 | 2,333.94 |
| 76044 | 1 | 6/18/2021 | RC | Opportunity Grant | 001-3110-0000-000000-000 | 299,003.24 |
| 76044 | 2 | 6/18/2021 | RC | Targeted Assistance | 001-3110-0000-000000-000 | 32,892.64 |
| 76044 | 3 | 6/18/2021 | RC | K-3 Literacy Funding | 001-3110-0000-000000-000 | 5,948.56 |
| 76044 | 5 | 6/18/2021 | RC | Limited English Prof Funding | 001-3110-0000-000000-000 | 122.71 |
| 76044 | 6 | 6/18/2021 | RC | Gifted Education Funding | 001-3110-0000-000000-000 | 5,092.68 |
| 76044 | 7 | 6/18/2021 | RC | Transportation | 001-3110-0000-000000-000 | 22,763.69 |
| 76044 | 8 | 6/18/2021 | RC | Special Education Funding | 001-3110-0000-000000-000 | 50,084.00 |
| 76044 | 9 | 6/18/2021 | RC | Graduation Bonus | 001-3110-0000-000000-000 | 1,658.97 |
| 76044 | 10 | 6/18/2021 | RC | Third Grade Reading Bonus | 001-3110-0000-000000-000 | 994.42 |
| 76044 | 12 | 6/18/2021 | RC | Enrollment Growth Supplement | 001-3110-0000-000000-000 | 388.65 |
| 76044 | 13 | 6/18/2021 | RC | Preschool Special Educ Funding | 001-3110-0000-000000-000 | 6,037.93 |
| 76044 | 14 | 6/18/2021 | RC | Special Educ Transportation | 001-3110-0000-000000-000 | 2,333.93 |
| 76044 | 29 | 6/18/2021 | RC | JV71 Community School FTE Review | 001-3110-0000-000000-000 | 471.19 |
| | | | | | | \$ 855,428.19 |
| Receipt: | 3131 | | | | | |
| 76029 | 1 | 6/10/2021 | RC | RB for Real Estate - Richland | 001-3131-0000-000000-000 | 334,251.64 |
| 76029 | 2 | 6/10/2021 | RC | RB for Emergency Levy - Richla | 001-3131-0000-000000-000 | 215,592.15 |
| 76029 | 9 | 6/10/2021 | RC | 2 1/2 HMRB Real Est-Richland | 001-3131-0000-000000-000 | 67,260.03 |
| 76029 | 10 | 6/10/2021 | RC | 2 1/2 HMRB Emerg Levy-Richland | 001-3131-0000-000000-000 | 43,382.38 |
| | | | | | | \$ 660,486.20 |
| Receipt: | 3132 | | | | | |
| 76029 | 4 | 6/10/2021 | RC | Homestead Real Est - Richland | 001-3132-0000-000000-000 | 102,130.39 |
| 76029 | 5 | 6/10/2021 | RC | Homestead Emerg Levy-Richland | 001-3132-0000-000000-000 | 65,874.04 |
| | | | | | | \$ 168,004.43 |
| Receipt: | 3211 | | | | | |
| 76013 | 4 | 6/4/2021 | RC | Economic Disadvantaged Funding | 001-3211-0000-000000-000 | 2,383.81 |
| 76044 | 4 | 6/18/2021 | RC | Economic Disadvantaged Funding | 001-3211-0000-000000-000 | 2,383.81 |
| | | | | | | \$ 4,767.62 |
| Receipt: | 3219 | | | | | |
| 76013 | 11 | 6/4/2021 | RC | Career Tech Education Funding | 001-3219-0000-000000-000 | 717.70 |
| 76033 | 1 | 6/11/2021 | RC | Catastrophic Sp Ed Pymt | 001-3219-0000-000000-000 | 48,916.21 |
| 76044 | 11 | 6/18/2021 | RC | Career Tech Education Funding | 001-3219-0000-000000-000 | 717.70 |

Reporting Period: June 2021 (FY 2021)

7/8/21 8:39 AM

Start Date: 6/01/2021

End Date: 6/30/2021

LEXINGTON LOCAL SCHOOLS Receipts Ledger Report

| Receipt # | Line # | Date | Type | Description | Full Account Code | Amount |
|-----------------|-------------|-----------|------|------------------------------------|--------------------------|------------------------|
| | | | | | | \$ 50,351.61 |
| Receipt: | 3300 | | | | | |
| 76061 | 1 | 6/30/2021 | RC | MEDICAID Recd -6/4 | 001-3300-0000-000000-000 | \$ 267.00 |
| 76061 | 2 | 6/30/2021 | RC | MEDICAID Recd -6/21 | 001-3300-0000-000000-000 | 223.75 |
| 76061 | 3 | 6/30/2021 | RC | MEDICAID Recd -6/30 | 001-3300-0000-000000-000 | 4,610.54 |
| | | | | | | \$ 5,101.29 |
| Receipt: | 5300 | | | | | |
| 76045 | 1 | 6/17/2021 | RC | Void Stale O/S Checks | 001-5300-0000-000000-000 | 301.00 |
| | | | | | | \$ 301.00 |
| | | | | | | \$ 1,760,844.92 |
| Fund: | 002 | | | | | |
| Receipt: | 3132 | | | | | |
| 76029 | 6 | 6/10/2021 | RC | Homestead for Bond Ret- Richla | 002-3132-0000-000000-000 | 41,362.78 |
| | | | | | | \$ 41,362.78 |
| | | | | | | \$ 41,362.78 |
| Fund: | 003 | | | | | |
| Receipt: | 3131 | | | | | |
| 76029 | 3 | 6/10/2021 | RC | RB for PI Levy - Richland | 003-3131-0000-000000-000 | 26,657.05 |
| 76029 | 11 | 6/10/2021 | RC | 2 1/2 HMRB PI Levy-Richland | 003-3131-0000-000000-000 | 5,364.28 |
| | | | | | | \$ 32,021.33 |
| Receipt: | 3132 | | | | | |
| 76029 | 7 | 6/10/2021 | RC | Homestead for PI Levy-Richland | 003-3132-0000-000000-000 | 8,145.05 |
| | | | | | | \$ 8,145.05 |
| | | | | | | \$ 40,166.38 |
| Fund: | 004 | | | | | |
| Receipt: | 1410 | | | | | |
| 76065 | 6 | 6/30/2021 | RC | LFI Fund | 004-1410-0000-000000-000 | 909.45 |
| | | | | | | \$ 909.45 |
| | | | | | | \$ 909.45 |
| Fund: | 006 | | | | | |
| Receipt: | 1410 | | | | | |
| 76065 | 4 | 6/30/2021 | RC | Richland Bank Interest | 006-1410-0000-000000-000 | 0.00 |
| | | | | | | \$ 0.00 |
| Receipt: | 1890 | | | | | |
| 76060 | 1 | 6/24/2021 | RC | Teacher Work Day - Breakfast Reimb | 006-1890-0000-000000-000 | 377.00 |
| | | | | | | \$ 377.00 |
| Receipt: | 4120 | | | | | |
| 76034 | 1 | 6/12/2021 | RC | Federal Reimb Lunch High | 006-4120-0000-000000-100 | 17,914.32 |
| 76034 | 2 | 6/12/2021 | RC | Federal Reimb Lunch Jr High | 006-4120-0000-000000-200 | 12,952.44 |
| 76034 | 3 | 6/12/2021 | RC | Federal Reimb Lunch Central | 006-4120-0000-000000-400 | 14,728.12 |

Reporting Period: June 2021 (FY 2021)

7/8/21 8:39 AM

Start Date: 6/01/2021

End Date: 6/30/2021

LEXINGTON LOCAL SCHOOLS Receipts Ledger Report

| Receipt # | Line # | Date | Type | Description | Full Account Code | Amount |
|-----------------|-------------|-----------|------|--------------------------------------|--------------------------|---------------------|
| 76034 | 4 | 6/12/2021 | RC | Federal Reimb Lunch East | 006-4120-0000-000000-300 | \$ 15,186.36 |
| 76034 | 5 | 6/12/2021 | RC | Federal Reimb Lunch Western | 006-4120-0000-000000-500 | 9,759.08 |
| 76034 | 6 | 6/12/2021 | RC | Fed Reimb Breakfast - High | 006-4120-0000-000000-100 | 2,137.59 |
| 76034 | 7 | 6/12/2021 | RC | Federal Reimb Breakfast - Jr H | 006-4120-0000-000000-200 | 1,412.50 |
| 76034 | 8 | 6/12/2021 | RC | Federal Reimb Break - Central | 006-4120-0000-000000-400 | 2,438.54 |
| 76034 | 9 | 6/12/2021 | RC | Federal Reimb Break - East | 006-4120-0000-000000-300 | 3,493.96 |
| 76034 | 10 | 6/12/2021 | RC | Federal Reimb Break - Western | 006-4120-0000-000000-500 | 4,345.98 |
| | | | | | | \$ 84,368.89 |
| | | | | | | \$ 84,745.89 |
| Fund: | 007 | | | | | |
| Receipt: | 1410 | | | | | |
| 76065 | 5 | 6/30/2021 | RC | Richland Bank Int - Minutemen | 007-1410-9100-000000-000 | 83.04 |
| 76065 | 3 | 6/30/2021 | RC | Richland Bank Int - McCammon | 007-1410-9800-000000-000 | 13.83 |
| | | | | | | \$ 96.87 |
| Receipt: | 1820 | | | | | |
| 76055 | 2 | 6/22/2021 | RC | Terry McCammon Scholarship Donations | 007-1820-9800-000000-000 | 3,370.00 |
| | | | | | | \$ 3,370.00 |
| | | | | | | \$ 3,466.87 |
| Fund: | 010 | | | | | |
| Receipt: | 1410 | | | | | |
| 76065 | 7 | 6/30/2021 | RC | Classroom Facilities Fund | 010-1410-0000-000000-000 | 4,297.11 |
| | | | | | | \$ 4,297.11 |
| | | | | | | \$ 4,297.11 |
| Fund: | 018 | | | | | |
| Receipt: | 1620 | | | | | |
| 76023 | 2 | 6/3/2021 | RC | Yearbook Sales | 018-1620-9300-000000-000 | 19.50 |
| | | | | | | \$ 19.50 |
| Receipt: | 1630 | | | | | |
| 76020 | 1 | 6/1/2021 | RC | Central fees princ acct | 018-1630-9400-000000-000 | 4.00 |
| 76024 | 1 | 6/10/2021 | RC | Kroger donation | 018-1630-9400-000000-000 | 236.57 |
| 76014 | 1 | 6/1/2021 | RC | Western fees princ acct | 018-1630-9500-000000-000 | 20.00 |
| 76050 | 1 | 6/9/2021 | RC | Kroger check | 018-1630-9500-000000-000 | 299.55 |
| | | | | | | \$ 560.12 |
| Receipt: | 1690 | | | | | |
| 76040 | 1 | 6/14/2021 | RC | Donations for Fire | 018-1690-9100-000000-000 | 30.00 |
| 76023 | 1 | 6/3/2021 | RC | 6th gr bowling | 018-1690-9300-000000-000 | 5.00 |
| | | | | | | \$ 35.00 |
| Receipt: | 1820 | | | | | |
| 76036 | 1 | 6/11/2021 | RC | Emerson Donation | 018-1820-9100-000000-000 | 195.00 |
| | | | | | | \$ 195.00 |

25

Reporting Period: June 2021 (FY 2021)

7/8/21 8:39 AM

Start Date: 6/01/2021

End Date: 6/30/2021

**LEXINGTON LOCAL SCHOOLS
Receipts Ledger Report**

| Receipt # | Line # | Date | Type | Description | Full Account Code | Amount |
|----------------------|--------|-----------|------|---|--------------------------|----------------------|
| Receipt: 1890 | | | | | | |
| 76024 | 2 | 6/10/2021 | RC | Lost Library Book | 018-1890-9401-000000-000 | \$ 10.00 |
| 76015 | 1 | 6/1/2021 | RC | Lost Library book | 018-1890-9501-000000-000 | 25.00 |
| | | | | | | \$ 35.00 |
| | | | | | | \$ 844.62 |
| Fund: 019 | | | | | | |
| Receipt: 1890 | | | | | | |
| 76040 | 4 | 6/14/2021 | RC | PTO Recycling - Central | 019-1890-9121-000000-000 | 9.40 |
| 76040 | 5 | 6/14/2021 | RC | PTO Recycling - Eastern | 019-1890-9122-000000-000 | 9.40 |
| 76040 | 6 | 6/14/2021 | RC | PTO Recycling - Western | 019-1890-9123-000000-000 | 9.41 |
| | | | | | | \$ 28.21 |
| | | | | | | \$ 28.21 |
| Fund: 022 | | | | | | |
| Receipt: 1615 | | | | | | |
| 76062 | 2 | 6/28/2021 | RC | Athletic Tourn revenue | 022-1615-9601-000000-000 | (1,933.50) |
| | | | | | | \$ (1,933.50) |
| Receipt: 1690 | | | | | | |
| 76056 | 1 | 6/23/2021 | RC | OHSAA Tourn Reimb - Regional Track | 022-1690-9601-000000-000 | 9,187.50 |
| 76056 | 2 | 6/23/2021 | RC | NW District Athletic Board Tourn Reimb - Girls Sectional Softball | 022-1690-9601-000000-000 | 275.00 |
| | | | | | | \$ 9,462.50 |
| | | | | | | \$ 7,529.00 |
| Fund: 024 | | | | | | |
| Receipt: 1410 | | | | | | |
| 76065 | 2 | 6/30/2021 | RC | Richland Bank Int. 024 | 024-1410-0000-000000-000 | 19.47 |
| | | | | | | \$ 19.47 |
| Receipt: 1872 | | | | | | |
| 76052 | 1 | 6/18/2021 | RC | Employees' Premiums June | 024-1872-0000-000000-000 | 63,930.48 |
| 76053 | 1 | 6/18/2021 | RC | Board's Premiums June | 024-1872-0000-000000-000 | 366,381.81 |
| 76059 | 1 | 6/24/2021 | RC | Parker July Cobra | 024-1872-0000-000000-000 | 2,155.95 |
| | | | | | | \$ 432,468.24 |
| | | | | | | \$ 432,487.71 |
| Fund: 034 | | | | | | |
| Receipt: 3132 | | | | | | |
| 76029 | 8 | 6/10/2021 | RC | Homestead for PI (.5 Mill)-Ric | 034-3132-0000-000000-000 | 2,185.85 |
| | | | | | | \$ 2,185.85 |
| | | | | | | \$ 2,185.85 |
| Fund: 200 | | | | | | |
| Receipt: 1690 | | | | | | |
| 76055 | 1 | 6/22/2021 | RC | Recycling - JH Informed Teens | 200-1690-9612-000000-000 | 6.66 |

Reporting Period: June 2021 (FY 2021)

7/8/21 8:39 AM

Start Date: 6/01/2021

End Date: 6/30/2021

LEXINGTON LOCAL SCHOOLS Receipts Ledger Report

| Receipt # | Line # | Date | Type | Description | Full Account Code | Amount |
|--------------------|-------------|-----------|------|----------------------------------|--------------------------|------------------------|
| | | | | | | <u>\$ 6.66</u> |
| | | | | | | <u>\$ 6.66</u> |
| Fund: | 300 | | | | | |
| Receipt: | 1620 | | | | | |
| 76017 | 1 | 6/1/2021 | RC | Program sales | 300-1620-9600-000000-000 | \$ 888.00 |
| | | | | | | <u>\$ 888.00</u> |
| Receipt: | 1690 | | | | | |
| 76016 | 1 | 6/1/2021 | RC | Athletic OHSAA Graphics Clothing | 300-1690-9600-000000-000 | 5,910.00 |
| 76058 | 1 | 6/23/2021 | RC | Program Ads | 300-1690-9600-000000-000 | 755.00 |
| 76062 | 1 | 6/28/2021 | RC | Athletic Tourn revenue | 300-1690-9600-000000-000 | 1,933.50 |
| 76066 | 1 | 6/30/2021 | RC | Program Ad | 300-1690-9600-000000-000 | 160.00 |
| | | | | | | <u>\$ 8,758.50</u> |
| Receipt: | 1820 | | | | | |
| 76036 | 2 | 6/11/2021 | RC | Emerson Donation | 300-1820-9600-000000-000 | 805.00 |
| | | | | | | <u>\$ 805.00</u> |
| Receipt: | 1890 | | | | | |
| 76025 | 1 | 6/3/2021 | RC | Boys BB Camp registration | 300-1890-9600-000000-707 | 2,040.00 |
| 76035 | 1 | 6/11/2021 | RC | Girls Golf Invite entry fee | 300-1890-9600-000000-706 | 250.00 |
| 76057 | 1 | 6/23/2021 | RC | Boys Tennis Entry Fees | 300-1890-9600-000000-711 | 600.00 |
| | | | | | | <u>\$ 2,890.00</u> |
| | | | | | | <u>\$ 13,341.50</u> |
| Fund: | 507 | | | | | |
| Receipt: | 4220 | | | | | |
| 76031 | 1 | 6/7/2021 | RC | ESSER Revenue | 507-4220-9021-000000-000 | 3,368.05 |
| 76032 | 1 | 6/7/2021 | RC | ESSER II Revenue | 507-4220-9921-000000-000 | 367,205.66 |
| 76048 | 1 | 6/18/2021 | RC | ESSER II Revenue | 507-4220-9921-000000-000 | 345,704.70 |
| | | | | | | <u>\$ 716,278.41</u> |
| | | | | | | <u>\$ 716,278.41</u> |
| Fund: | 516 | | | | | |
| Receipt: | 4220 | | | | | |
| 76047 | 1 | 6/18/2021 | RC | IDEA-B Revenue | 516-4220-9021-000000-000 | 16,462.59 |
| | | | | | | <u>\$ 16,462.59</u> |
| | | | | | | <u>\$ 16,462.59</u> |
| Fund: | 572 | | | | | |
| Receipt: | 4220 | | | | | |
| 76030 | 1 | 6/1/2021 | RC | Title I Revenue | 572-4220-9021-000000-000 | 31,892.22 |
| 76046 | 1 | 6/18/2021 | RC | Title I Revenue | 572-4220-9021-000000-000 | 8,405.76 |
| | | | | | | <u>\$ 40,297.98</u> |
| | | | | | | <u>\$ 40,297.98</u> |
| Grand Total | | | | | | <u>\$ 3,165,255.93</u> |

Reporting Period: June 2021 (FY 2021)

7/8/21 8:36 AM

As Of Period: 06/30/2021

**LEXINGTON LOCAL SCHOOLS
Revenue Account Summary**

| Fund-SCC | Description | FYTDReceivable | FYTD Received | MTD Received | YTD Received |
|-----------|---|-------------------------|-------------------------|------------------------|-------------------------|
| SCC: 0000 | | | | | |
| 001-0000 | GENERAL FUND | \$ 24,492,649.00 | \$ 25,435,041.84 | \$ 1,760,632.92 | \$ 13,594,997.22 |
| | | \$ 24,492,649.00 | \$ 25,435,041.84 | \$ 1,760,632.92 | \$ 13,594,997.22 |
| SCC: 9412 | | | | | |
| 001-9412 | GENERAL BUDGET RESERVE SET-ASIDE-1%/BWC | 0.00 | 0.00 | 0.00 | 0.00 |
| | | \$ 0.00 | \$ 0.00 | \$ 0.00 | \$ 0.00 |
| SCC: 0000 | | | | | |
| 002-0000 | BOND RETIREMENT FUND | 3,169,000.00 | 3,324,825.31 | 41,362.78 | 1,913,473.51 |
| 003-0000 | PERMANENT IMPROVEMENT FUND | 724,334.00 | 736,856.09 | 40,166.38 | 406,354.48 |
| 004-0000 | LFI BUILDING FUND | 100,000.00 | 99,339.88 | 909.45 | 6,772.62 |
| 006-0000 | FOOD SERVICE FUND | 715,727.00 | 718,413.21 | 84,421.88 | 479,332.34 |
| | | \$ 4,709,061.00 | \$ 4,879,434.49 | \$ 166,860.49 | \$ 2,805,932.95 |
| SCC: 9100 | | | | | |
| 007-9100 | LEXINGTON MINUTEMEN ACADEMIC SCHOLARSHIP FUND | 11,000.00 | 15,439.69 | 83.04 | 9,623.62 |
| | | \$ 11,000.00 | \$ 15,439.69 | \$ 83.04 | \$ 9,623.62 |
| SCC: 9800 | | | | | |
| 007-9800 | TERRY McCAMMON SCHOLARSHIP FUND | 295.00 | 8,637.77 | 3,383.83 | 8,436.43 |
| | | \$ 295.00 | \$ 8,637.77 | \$ 3,383.83 | \$ 8,436.43 |
| SCC: 0000 | | | | | |
| 010-0000 | CLASSROOM FACILITIES CONSTRUCTION FUND | 400,000.00 | 407,794.24 | 4,297.11 | 29,190.75 |
| | | \$ 400,000.00 | \$ 407,794.24 | \$ 4,297.11 | \$ 29,190.75 |
| SCC: 9100 | | | | | |
| 018-9100 | HIGH SCHOOL PRINCIPAL'S FUND | 9,900.00 | 5,160.88 | 225.00 | 3,579.24 |
| | | \$ 9,900.00 | \$ 5,160.88 | \$ 225.00 | \$ 3,579.24 |
| SCC: 9101 | | | | | |
| 018-9101 | HIGH SCHOOL FLOWER FUND | 150.00 | 0.00 | 0.00 | 0.00 |
| | | \$ 150.00 | \$ 0.00 | \$ 0.00 | \$ 0.00 |
| SCC: 9200 | | | | | |
| 018-9200 | JUNIOR HIGH PRINCIPAL'S FUND | 5,100.00 | 5.00 | 0.00 | 0.00 |
| | | \$ 5,100.00 | \$ 5.00 | \$ 0.00 | \$ 0.00 |
| SCC: 9300 | | | | | |
| 018-9300 | EASTERN PRINCIPAL'S FUND | 2,500.00 | 2,087.56 | 24.50 | 1,087.55 |
| | | \$ 2,500.00 | \$ 2,087.56 | \$ 24.50 | \$ 1,087.55 |
| SCC: 9301 | | | | | |
| 018-9301 | EASTERN ELEMENTARY BOOKFAIR/BOXTOPS FUND | 6,500.00 | 3,007.79 | 0.00 | 3,007.79 |
| | | \$ 6,500.00 | \$ 3,007.79 | \$ 0.00 | \$ 3,007.79 |
| SCC: 9302 | | | | | |

28

Reporting Period: June 2021 (FY 2021)

7/8/21 8:36 AM

As Of Period: 06/30/2021

**LEXINGTON LOCAL SCHOOLS
Revenue Account Summary**

| Fund-SCC | Description | FYTDReceivable | FYTD Received | MTD Received | YTD Received |
|----------|--|--------------------|--------------------|------------------|--------------------|
| 018-9302 | EASTERN ELEMENTARY MATH | \$ 0.00 | \$ 0.00 | \$ 0.00 | \$ 0.00 |
| | | \$ 0.00 | \$ 0.00 | \$ 0.00 | \$ 0.00 |
| SCC: | 9303 | | | | |
| 018-9303 | EASTERN RUN CLUB | 1,250.00 | 790.00 | 0.00 | 0.00 |
| | | \$ 1,250.00 | \$ 790.00 | \$ 0.00 | \$ 0.00 |
| SCC: | 9400 | | | | |
| 018-9400 | CENTRAL PRINCIPAL'S FUND | 4,600.00 | 2,070.78 | 240.57 | 1,085.08 |
| | | \$ 4,600.00 | \$ 2,070.78 | \$ 240.57 | \$ 1,085.08 |
| SCC: | 9401 | | | | |
| 018-9401 | CENTRAL ELEMENTARY BOOKFAIR FUND | 4,000.00 | 377.80 | 10.00 | 330.80 |
| | | \$ 4,000.00 | \$ 377.80 | \$ 10.00 | \$ 330.80 |
| SCC: | 9402 | | | | |
| 018-9402 | CENTRAL ELEMENTARY ART | 0.00 | 0.00 | 0.00 | 0.00 |
| | | \$ 0.00 | \$ 0.00 | \$ 0.00 | \$ 0.00 |
| SCC: | 9500 | | | | |
| 018-9500 | WESTERN PRINCIPAL'S FUND | 6,000.00 | 3,841.82 | 319.55 | 1,641.65 |
| | | \$ 6,000.00 | \$ 3,841.82 | \$ 319.55 | \$ 1,641.65 |
| SCC: | 9501 | | | | |
| 018-9501 | WESTERN ELEMENTARY BOOKFAIR/BOXTOPS FUND | 5,000.00 | 2,276.69 | 25.00 | 1,136.69 |
| | | \$ 5,000.00 | \$ 2,276.69 | \$ 25.00 | \$ 1,136.69 |
| SCC: | 9503 | | | | |
| 018-9503 | WESTERN ELEMENTARY ART | 0.00 | 0.00 | 0.00 | 0.00 |
| | | \$ 0.00 | \$ 0.00 | \$ 0.00 | \$ 0.00 |
| SCC: | 9901 | | | | |
| 018-9901 | JUNIOR HIGH TEACHER ADVISORY FUND | 0.00 | 0.00 | 0.00 | 0.00 |
| | | \$ 0.00 | \$ 0.00 | \$ 0.00 | \$ 0.00 |
| SCC: | 9001 | | | | |
| 019-9001 | ACADEMIC BOOSTERS GRANTS | 0.00 | 0.00 | 0.00 | 0.00 |
| | | \$ 0.00 | \$ 0.00 | \$ 0.00 | \$ 0.00 |
| SCC: | 9121 | | | | |
| 019-9121 | CENTRAL ELEMENTARY PTO GRANTS | 1,100.00 | 1,104.75 | 9.40 | 72.32 |
| | | \$ 1,100.00 | \$ 1,104.75 | \$ 9.40 | \$ 72.32 |
| SCC: | 9122 | | | | |
| 019-9122 | EASTERN ELEMENTARY PTO GRANTS | 1,100.00 | 1,104.66 | 9.40 | 72.25 |
| | | \$ 1,100.00 | \$ 1,104.66 | \$ 9.40 | \$ 72.25 |
| SCC: | 9123 | | | | |
| 019-9123 | WESTERN ELEMENTARY PTO GRANTS | 1,100.00 | 1,104.69 | 9.41 | 72.28 |

Reporting Period: June 2021 (FY 2021)

7/8/21 8:36 AM

As Of Period: 06/30/2021

LEXINGTON LOCAL SCHOOLS
Revenue Account Summary

| Fund-SCC | Description | FYDReceivable | FYTD Received | MTD Received | YTD Received |
|----------|---|------------------------|------------------------|----------------------|------------------------|
| | | \$ 1,100.00 | \$ 1,104.69 | \$ 9.41 | \$ 72.28 |
| SCC: | 9200 | | | | |
| 019-9200 | RICHLAND COUNTY FOUNDATION GRANT PLAYGROUND | \$ 0.00 | \$ 0.00 | \$ 0.00 | \$ 0.00 |
| | | \$ 0.00 | \$ 0.00 | \$ 0.00 | \$ 0.00 |
| SCC: | 9218 | | | | |
| 019-9218 | RICH CO FOUND-WRITE STUFF STEAM KIT | 0.00 | 0.00 | 0.00 | 0.00 |
| | | \$ 0.00 | \$ 0.00 | \$ 0.00 | \$ 0.00 |
| SCC: | 9221 | | | | |
| 019-9221 | RICH CO FOUND-SCIENCE DISCOVERY BINS | 0.00 | 0.00 | 0.00 | 0.00 |
| | | \$ 0.00 | \$ 0.00 | \$ 0.00 | \$ 0.00 |
| SCC: | 9222 | | | | |
| 019-9222 | RICH CO FOUND-ONE BIG HAPPY FAMILY | 688.74 | 688.74 | 0.00 | 0.00 |
| | | \$ 688.74 | \$ 688.74 | \$ 0.00 | \$ 0.00 |
| SCC: | 9223 | | | | |
| 019-9223 | RICH CO FOUND-MAKER MAVEN STEM | 1,250.00 | 1,250.00 | 0.00 | 0.00 |
| | | \$ 1,250.00 | \$ 1,250.00 | \$ 0.00 | \$ 0.00 |
| SCC: | 9224 | | | | |
| 019-9224 | RICH CO FOUND-STEM SNAP CIRCUITS | 1,478.21 | 1,478.21 | 0.00 | 0.00 |
| | | \$ 1,478.21 | \$ 1,478.21 | \$ 0.00 | \$ 0.00 |
| SCC: | 9301 | | | | |
| 019-9301 | RICH CO FOUND/SECO ROBOTICS GRANT (HEIMANN) | 0.00 | 0.00 | 0.00 | 0.00 |
| | | \$ 0.00 | \$ 0.00 | \$ 0.00 | \$ 0.00 |
| SCC: | 9302 | | | | |
| 019-9302 | RICH CO RETIRED TEACHERS ASSOC | 0.00 | 0.00 | 0.00 | 0.00 |
| | | \$ 0.00 | \$ 0.00 | \$ 0.00 | \$ 0.00 |
| SCC: | 9601 | | | | |
| 022-9601 | OHSAA TOURNAMENT AGENCY FUND | 19,628.00 | 11,209.59 | 7,529.00 | 3,624.59 |
| | | \$ 19,628.00 | \$ 11,209.59 | \$ 7,529.00 | \$ 3,624.59 |
| SCC: | 0000 | | | | |
| 024-0000 | EMPLOYEE BENEFITS FUND FOR MEDICAL/DENTAL | 4,975,263.00 | 5,295,144.36 | 432,487.71 | 2,606,577.77 |
| 034-0000 | OFCC PROJECT MAINTENANCE FUND | 184,000.00 | 185,752.94 | 2,185.85 | 103,697.53 |
| | | \$ 5,159,263.00 | \$ 5,480,897.30 | \$ 434,673.56 | \$ 2,710,275.30 |
| SCC: | 9101 | | | | |

Reporting Period: June 2021 (FY 2021)

7/8/21 8:36 AM

As Of Period: 06/30/2021

**LEXINGTON LOCAL SCHOOLS
Revenue Account Summary**

| Fund-SCC | Description | FYTD Receivable | FYTD Received | MTD Received | YTD Received |
|----------|------------------------------------|---------------------|---------------------|----------------|--------------------|
| 200-9101 | HIGH SCHOOL ART CLUB | \$ 279.00 | \$ 0.00 | \$ 0.00 | \$ 0.00 |
| | | \$ 279.00 | \$ 0.00 | \$ 0.00 | \$ 0.00 |
| SCC: | 9102 | | | | |
| 200-9102 | HIGH SCHOOL DRAMA CLUB | 11,500.00 | 1,469.00 | 0.00 | 1,573.00 |
| | | \$ 11,500.00 | \$ 1,469.00 | \$ 0.00 | \$ 1,573.00 |
| SCC: | 9103 | | | | |
| 200-9103 | HIGH SCHOOL MATH CLUB | 0.00 | 0.00 | 0.00 | 0.00 |
| | | \$ 0.00 | \$ 0.00 | \$ 0.00 | \$ 0.00 |
| SCC: | 9104 | | | | |
| 200-9104 | HIGH SCHOOL LEADERSHIP COUNCIL | 0.00 | 0.00 | 0.00 | 0.00 |
| | | \$ 0.00 | \$ 0.00 | \$ 0.00 | \$ 0.00 |
| SCC: | 9105 | | | | |
| 200-9105 | HIGH SCHOOL FRENCH CLUB | 45.00 | 30.00 | 0.00 | 0.00 |
| | | \$ 45.00 | \$ 30.00 | \$ 0.00 | \$ 0.00 |
| SCC: | 9107 | | | | |
| 200-9107 | HIGH SCHOOL SPANISH CLUB | 150.00 | 0.00 | 0.00 | 0.00 |
| | | \$ 150.00 | \$ 0.00 | \$ 0.00 | \$ 0.00 |
| SCC: | 9108 | | | | |
| 200-9108 | HIGH SCHOOL LEO CLUB | 600.00 | 0.00 | 0.00 | 0.00 |
| | | \$ 600.00 | \$ 0.00 | \$ 0.00 | \$ 0.00 |
| SCC: | 9114 | | | | |
| 200-9114 | HIGH SCHOOL STUDENT COUNCIL FUND | 2,500.00 | 973.00 | 0.00 | 973.00 |
| | | \$ 2,500.00 | \$ 973.00 | \$ 0.00 | \$ 973.00 |
| SCC: | 9115 | | | | |
| 200-9115 | HIGH SCHOOL KEY CLUB | 3,000.00 | 500.25 | 0.00 | 0.00 |
| | | \$ 3,000.00 | \$ 500.25 | \$ 0.00 | \$ 0.00 |
| SCC: | 9116 | | | | |
| 200-9116 | HIGH SCHOOL CHESS CLUB | 0.00 | 0.00 | 0.00 | 0.00 |
| | | \$ 0.00 | \$ 0.00 | \$ 0.00 | \$ 0.00 |
| SCC: | 9119 | | | | |
| 200-9119 | HIGH SCHOOL YEARBOOK FUND | 16,500.00 | 11,564.00 | 0.00 | 1,864.00 |
| | | \$ 16,500.00 | \$ 11,564.00 | \$ 0.00 | \$ 1,864.00 |
| SCC: | 9120 | | | | |
| 200-9120 | HIGH SCHOOL JOURNALISM FUND | 0.00 | 0.00 | 0.00 | 0.00 |
| | | \$ 0.00 | \$ 0.00 | \$ 0.00 | \$ 0.00 |
| SCC: | 9121 | | | | |
| 200-9121 | HIGH SCHOOL NATIONAL HONOR SOCIETY | 2,500.00 | 1,379.50 | 0.00 | 635.50 |
| | | \$ 2,500.00 | \$ 1,379.50 | \$ 0.00 | \$ 635.50 |
| SCC: | 9201 | | | | |

Reporting Period: June 2021 (FY 2021)

7/8/21 8:36 AM

As Of Period: 06/30/2021

LEXINGTON LOCAL SCHOOLS
Revenue Account Summary

| Fund-SCC | Description | FYTD Receivable | FYTD Received | MTD Received | YTD Received |
|-----------|--|----------------------|----------------------|---------------------|---------------------|
| 200-9201 | JUNIOR HIGH ART CLUB | \$ 75.00 | \$ 178.15 | \$ 0.00 | \$ 0.00 |
| | | \$ 75.00 | \$ 178.15 | \$ 0.00 | \$ 0.00 |
| SCC: 9204 | | | | | |
| 200-9204 | JUNIOR HIGH STUDENT COUNCIL FUND | 1,317.00 | 0.00 | 0.00 | 0.00 |
| | | \$ 1,317.00 | \$ 0.00 | \$ 0.00 | \$ 0.00 |
| SCC: 9205 | | | | | |
| 200-9205 | JUNIOR HIGH LIBRARY CLUB | 0.00 | 0.00 | 0.00 | 0.00 |
| | | \$ 0.00 | \$ 0.00 | \$ 0.00 | \$ 0.00 |
| SCC: 9301 | | | | | |
| 200-9301 | EASTERN ELEMENTARY STUDENT ACTIVITY FUND | 1,500.00 | 639.70 | 0.00 | 639.70 |
| | | \$ 1,500.00 | \$ 639.70 | \$ 0.00 | \$ 639.70 |
| SCC: 9302 | | | | | |
| 200-9302 | EASTERN ELEMENTARY ROBOTICS FUND | 850.00 | 0.00 | 0.00 | 0.00 |
| | | \$ 850.00 | \$ 0.00 | \$ 0.00 | \$ 0.00 |
| SCC: 9611 | | | | | |
| 200-9611 | HIGH SCHOOL INFORMED TEENS FUND | 0.00 | 0.00 | 0.00 | 0.00 |
| | | \$ 0.00 | \$ 0.00 | \$ 0.00 | \$ 0.00 |
| SCC: 9612 | | | | | |
| 200-9612 | JUNIOR HIGH INFORMED TEENS FUND | 1,000.00 | 554.36 | 6.66 | 537.74 |
| | | \$ 1,000.00 | \$ 554.36 | \$ 6.66 | \$ 537.74 |
| SCC: 9115 | | | | | |
| 300-9115 | JAZZ BAND | 0.00 | 0.00 | 0.00 | 0.00 |
| | | \$ 0.00 | \$ 0.00 | \$ 0.00 | \$ 0.00 |
| SCC: 9116 | | | | | |
| 300-9116 | CHOIR | 300.00 | 0.00 | 0.00 | 0.00 |
| | | \$ 300.00 | \$ 0.00 | \$ 0.00 | \$ 0.00 |
| SCC: 9206 | | | | | |
| 300-9206 | JUNIOR HIGH PHYS ED DEPARTMENT FUND | 2,800.00 | 150.00 | 0.00 | 0.00 |
| | | \$ 2,800.00 | \$ 150.00 | \$ 0.00 | \$ 0.00 |
| SCC: 9210 | | | | | |
| 300-9210 | JR HIGH INSTRUMENTAL | 0.00 | 0.00 | 0.00 | 0.00 |
| | | \$ 0.00 | \$ 0.00 | \$ 0.00 | \$ 0.00 |
| SCC: 9600 | | | | | |
| 300-9600 | ATHLETIC FUND | 196,500.00 | 139,037.83 | 19,341.50 | 65,144.02 |
| | | \$ 196,500.00 | \$ 139,037.83 | \$ 19,341.50 | \$ 65,144.02 |
| SCC: 9601 | | | | | |
| 300-9601 | ATHLETIC CAPITAL FUND | 25,000.00 | 25,000.00 | 0.00 | 25,000.00 |

Reporting Period: June 2021 (FY 2021)
 As Of Period: 06/30/2021

7/8/21 8:36 AM

**LEXINGTON LOCAL SCHOOLS
 Revenue Account Summary**

| Fund-SCC | Description | FYTD Receivable | FYTD Received | MTD Received | YTD Received |
|-----------|-----------------------------------|-----------------|---------------|---------------|---------------|
| | | \$ 25,000.00 | \$ 25,000.00 | \$ 0.00 | \$ 25,000.00 |
| SCC: 9602 | | | | | |
| 300-9602 | ORCHESTRA | \$ 0.00 | \$ 0.00 | \$ 0.00 | \$ 0.00 |
| | | \$ 0.00 | \$ 0.00 | \$ 0.00 | \$ 0.00 |
| SCC: 9603 | | | | | |
| 300-9603 | ELEMENTARY MUSIC | 0.00 | 0.00 | 0.00 | 0.00 |
| | | \$ 0.00 | \$ 0.00 | \$ 0.00 | \$ 0.00 |
| SCC: 9605 | | | | | |
| 300-9605 | BAND | 0.00 | 0.00 | 0.00 | 0.00 |
| | | \$ 0.00 | \$ 0.00 | \$ 0.00 | \$ 0.00 |
| SCC: 9021 | | | | | |
| 451-9021 | Network Connectivity FY 2021 | 9,000.00 | 9,000.00 | 0.00 | 4,500.00 |
| | | \$ 9,000.00 | \$ 9,000.00 | \$ 0.00 | \$ 4,500.00 |
| SCC: 0000 | | | | | |
| 467-0000 | STUDENT WELLNESS AND SUCCESS FUND | 410,490.45 | 410,490.45 | 0.00 | 289,826.45 |
| | | \$ 410,490.45 | \$ 410,490.45 | \$ 0.00 | \$ 289,826.45 |
| SCC: 9021 | | | | | |
| 499-9021 | SCHOOL SAFETY GRANT FY21 | 12,100.92 | 12,100.92 | 0.00 | 12,100.92 |
| | | \$ 12,100.92 | \$ 12,100.92 | \$ 0.00 | \$ 12,100.92 |
| SCC: 9121 | | | | | |
| 499-9121 | SCHOOL BUS PURCHASE PROGRAM | 42,925.71 | 42,925.71 | 0.00 | 0.00 |
| | | \$ 42,925.71 | \$ 42,925.71 | \$ 0.00 | \$ 0.00 |
| SCC: 9021 | | | | | |
| 507-9021 | ESSER FUNDING FY21 | 237,635.18 | 237,635.18 | 3,368.05 | 15,717.59 |
| | | \$ 237,635.18 | \$ 237,635.18 | \$ 3,368.05 | \$ 15,717.59 |
| SCC: 9921 | | | | | |
| 507-9921 | ESSER II FUNDING | 896,342.62 | 712,910.36 | 712,910.36 | 712,910.36 |
| | | \$ 896,342.62 | \$ 712,910.36 | \$ 712,910.36 | \$ 712,910.36 |
| SCC: 9021 | | | | | |
| 510-9021 | CRF FUNDING FY21 | 118,824.75 | 118,824.75 | 0.00 | 92,861.61 |
| | | \$ 118,824.75 | \$ 118,824.75 | \$ 0.00 | \$ 92,861.61 |
| SCC: 9020 | | | | | |
| 516-9020 | IDEA-B SPECIAL EDUCATION FY20 | 34,158.24 | 34,158.24 | 0.00 | 0.00 |
| | | \$ 34,158.24 | \$ 34,158.24 | \$ 0.00 | \$ 0.00 |
| SCC: 9021 | | | | | |
| 516-9021 | IDEA-B SPECIAL EDUCATION FY21 | 600,355.59 | 413,589.10 | 16,462.59 | 281,655.14 |
| | | \$ 600,355.59 | \$ 413,589.10 | \$ 16,462.59 | \$ 281,655.14 |
| SCC: 9020 | | | | | |
| 572-9020 | TITLE I FY20 | 37,225.31 | 34,683.37 | 0.00 | 0.00 |
| | | \$ 37,225.31 | \$ 34,683.37 | \$ 0.00 | \$ 0.00 |

Reporting Period: June 2021 (FY 2021)

7/8/21 8:36 AM

As Of Period: 06/30/2021

LEXINGTON LOCAL SCHOOLS
Revenue Account Summary

| Fund-SCC | Description | FYTD Receivable | FYTD Received | MTD Received | YTD Received |
|--------------------|--|-------------------------|-------------------------|------------------------|-------------------------|
| SCC: 9021 | | | | | |
| 572-9021 | TITLE I FY21 | \$ 271,425.31 | \$ 250,611.12 | \$ 40,297.98 | \$ 173,936.70 |
| | | \$ 271,425.31 | \$ 250,611.12 | \$ 40,297.98 | \$ 173,936.70 |
| SCC: 9921 | | | | | |
| 572-9921 | EOEC | 5,695.32 | 5,695.32 | 0.00 | 5,695.32 |
| | | \$ 5,695.32 | \$ 5,695.32 | \$ 0.00 | \$ 5,695.32 |
| SCC: 9020 | | | | | |
| 587-9020 | EARLY CHILDHOOD SPECIAL EDUCATION IDEA FY20 | 3,304.44 | 3,304.44 | 0.00 | 0.00 |
| | | \$ 3,304.44 | \$ 3,304.44 | \$ 0.00 | \$ 0.00 |
| SCC: 9021 | | | | | |
| 587-9021 | EARLY CHILDHOOD SPECIAL EDUCATION IDEA FY21 | 15,163.42 | 15,103.42 | 0.00 | 11,976.41 |
| 590-9021 | TITLE II-A IMPROVING TEACHER QUALITY FY21 | 53,032.99 | 53,032.99 | 0.00 | 30,126.52 |
| 599-9021 | TITLE IV FY21 | 30,450.47 | 21,379.95 | 0.00 | 1,345.00 |
| | | \$ 98,646.88 | \$ 89,516.36 | \$ 0.00 | \$ 43,447.93 |
| SCC: 9921 | | | | | |
| 599-9921 | RICHLAND COUNTY MOBILE HOT SPOT GRANT | 20,800.00 | 20,800.00 | 0.00 | 0.00 |
| | | \$ 20,800.00 | \$ 20,800.00 | \$ 0.00 | \$ 0.00 |
| Grand Total | | \$ 37,908,959.67 | \$ 38,842,525.40 | \$ 3,170,719.92 | \$ 20,903,185.49 |

Reporting Period: June 2021 (FY 2021)

7/8/21 8:37 AM

As Of Period: 06/30/2021

**LEXINGTON LOCAL SCHOOLS
Appropriation Summary Report**

| Fund-SCC | Description | FYTD Appropriated | Prior Year Encumbrance | FYTD Expendable | FYTD Expended | MTD Expended | Encumbrance | Future Encumbrance | FYTD Unencumbered | Percent Expended/Encumbered |
|----------|---|-------------------|------------------------|------------------|------------------|-----------------|---------------|--------------------|-------------------|-----------------------------|
| 001-0000 | GENERAL FUND | \$ 26,167,897.00 | \$ 260,497.56 | \$ 26,428,394.56 | \$ 24,427,220.84 | \$ 2,188,428.59 | \$ 422,363.27 | \$ 0.00 | \$ 1,578,810.45 | 94.03 % |
| 001-9412 | GENERAL BUDGET RESERVE SET-ASIDE-1%/BWC | 0.00 | 0.00 | 0.00 | 0.00 | 0.00 | 0.00 | 0.00 | 0.00 | 0.00 |
| 002-0000 | BOND RETIREMENT FUND | 5,017,331.26 | 0.00 | 5,017,331.26 | 5,006,305.21 | 0.00 | 0.00 | 0.00 | 11,026.05 | 99.78 |
| 003-0000 | PERMANENT IMPROVEMENT FUND | 725,000.00 | 29,181.47 | 754,181.47 | 416,932.22 | 1,095.03 | 82,944.21 | 0.00 | 254,305.04 | 66.28 |
| 004-0000 | LFI BUILDING FUND | 10,092,430.78 | 881,259.00 | 10,973,689.78 | 3,151,756.51 | 706,263.60 | 7,821,444.81 | 0.00 | 488.46 | 100.00 |
| 006-0000 | FOOD SERVICE FUND | 718,008.01 | 1,431.04 | 719,439.05 | 721,330.40 | 75,802.50 | 6,872.37 | 0.00 | (8,763.72) | 101.22 |
| 007-9100 | LEXINGTON MINUTEMEN ACADEMIC SCHOLARSHIP FUND | 15,500.00 | 3,000.00 | 18,500.00 | 14,500.00 | 0.00 | 3,500.00 | 0.00 | 500.00 | 97.30 |
| 007-9800 | TERRY McCAMMON SCHOLARSHIP FUND | 0.00 | 0.00 | 0.00 | 0.00 | 0.00 | 0.00 | 0.00 | 0.00 | 0.00 |
| 010-0000 | CLASSROOM FACILITIES CONSTRUCTION FUND | 42,866,140.46 | 2,009,659.15 | 44,875,799.61 | 7,928,667.78 | 1,653,069.14 | 35,629,274.28 | 0.00 | 1,317,857.55 | 97.06 |
| 018-9100 | HIGH SCHOOL PRINCIPAL'S FUND | 10,604.30 | 0.00 | 10,604.30 | 5,179.24 | 2,494.00 | 323.31 | 0.00 | 5,101.75 | 51.89 |
| 018-9101 | HIGH SCHOOL FLOWER FUND | 209.00 | 0.00 | 209.00 | 65.00 | 0.00 | 0.00 | 0.00 | 144.00 | 31.10 |
| 018-9200 | JUNIOR HIGH PRINCIPAL'S FUND | 5,412.67 | 5,880.00 | 11,292.67 | 180.22 | 0.00 | 5,880.00 | 0.00 | 5,232.45 | 53.67 |
| 018-9300 | EASTERN PRINCIPAL'S FUND | 3,401.48 | 426.40 | 3,827.88 | 2,028.20 | 660.00 | 386.00 | 0.00 | 1,413.68 | 63.07 |
| 018-9301 | EASTERN ELEMENTARY BOOKFAIR/BOXTOP S FUND | 10,397.27 | 0.00 | 10,397.27 | 3,300.70 | 2,990.68 | 0.00 | 0.00 | 7,096.57 | 31.75 |
| 018-9302 | EASTERN ELEMENTARY MATH | 1,036.52 | 0.00 | 1,036.52 | 0.00 | 0.00 | 0.00 | 0.00 | 1,036.52 | 0.00 |
| 018-9303 | EASTERN RUN CLUB | 1,771.83 | 0.00 | 1,771.83 | 815.10 | 0.00 | 0.00 | 0.00 | 956.73 | 46.00 |
| 018-9400 | CENTRAL PRINCIPAL'S FUND | 7,500.00 | 1,282.91 | 8,782.91 | 2,764.62 | 264.62 | 81.83 | 0.00 | 5,936.46 | 32.41 |
| 018-9401 | CENTRAL ELEMENTARY BOOKFAIR FUND | 6,500.00 | 56.72 | 6,556.72 | 578.68 | 0.00 | 0.00 | 0.00 | 5,978.04 | 8.83 |
| 018-9402 | CENTRAL | 1,500.00 | 0.00 | 1,500.00 | 0.00 | 0.00 | 0.00 | 0.00 | 1,500.00 | 0.00 |

Reporting Period: June 2021 (FY 2021)

7/8/21 8:37 AM

As Of Period: 06/30/2021

**LEXINGTON LOCAL SCHOOLS
Appropriation Summary Report**

| Fund-SCC | Description | FYTD Appropriated | Prior Year Encumbrance | FYTD Expendable | FYTD Expended | MTD Expended | Encumbrance | Future Encumbrance | FYTD Unencumbered | Percent Expended/Encumbered |
|----------|---|-------------------|------------------------|-----------------|---------------|--------------|-------------|--------------------|-------------------|-----------------------------|
| | ELEMENTARY ART | | | | | | | | | |
| 018-9500 | WESTERN PRINCIPAL'S FUND | \$ 9,500.00 | \$ 201.50 | \$ 9,701.50 | \$ 2,210.92 | \$ 437.38 | \$ 1,527.99 | \$ 0.00 | \$ 5,962.59 | 38.54 % |
| 018-9501 | WESTERN ELEMENTARY BOOKFAIR/BOXTOP S FUND | 6,500.00 | 0.00 | 6,500.00 | 678.30 | 678.30 | 0.00 | 0.00 | 5,821.70 | 10.44 |
| 018-9503 | WESTERN ELEMENTARY ART | 1,986.42 | 0.00 | 1,986.42 | 0.00 | 0.00 | 0.00 | 0.00 | 1,986.42 | 0.00 |
| 018-9901 | JUNIOR HIGH TEACHER ADVISORY FUND | 109.25 | 0.00 | 109.25 | 0.00 | 0.00 | 0.00 | 0.00 | 109.25 | 0.00 |
| 019-9001 | ACADEMIC BOOSTERS GRANTS | 769.07 | 0.00 | 769.07 | 0.00 | 0.00 | 0.00 | 0.00 | 769.07 | 0.00 |
| 019-9121 | CENTRAL ELEMENTARY PTO GRANTS | 2,306.26 | 443.64 | 2,749.90 | 998.89 | 0.00 | 0.00 | 0.00 | 1,751.01 | 36.32 |
| 019-9122 | EASTERN ELEMENTARY PTO GRANTS | 2,401.33 | 0.00 | 2,401.33 | 0.00 | 0.00 | 0.00 | 0.00 | 2,401.33 | 0.00 |
| 019-9123 | WESTERN ELEMENTARY PTO GRANTS | 3,139.13 | 0.00 | 3,139.13 | 0.00 | 0.00 | 0.00 | 0.00 | 3,139.13 | 0.00 |
| 019-9200 | RICHLAND COUNTY FOUNDATION GRANT PLAYGROUND | 200.00 | 0.00 | 200.00 | 0.00 | 0.00 | 0.00 | 0.00 | 200.00 | 0.00 |
| 019-9218 | RICH CO FOUND-WRITE STUFF STEAM KIT | 52.93 | 0.00 | 52.93 | 0.00 | 0.00 | 0.00 | 0.00 | 52.93 | 0.00 |
| 019-9221 | RICH CO FOUND-SCIENCE DISCOVERY BINS | 0.95 | 0.00 | 0.95 | 0.00 | 0.00 | 0.00 | 0.00 | 0.95 | 0.00 |
| 019-9222 | RICH CO FOUND-ONE BIG HAPPY FAMILY | 688.74 | 0.00 | 688.74 | 686.33 | 0.00 | 0.00 | 0.00 | 2.41 | 99.65 |
| 019-9223 | RICH CO FOUND-MAKER MAVEN STEM | 1,250.00 | 0.00 | 1,250.00 | 1,250.00 | 0.00 | 0.00 | 0.00 | 0.00 | 100.00 |
| 019-9224 | RICH CO FOUND-STEM SNAP CIRCUITS | 1,478.21 | 0.00 | 1,478.21 | 1,411.85 | 0.00 | 0.00 | 0.00 | 66.36 | 95.51 |
| 019-9301 | RICH CO FOUND/SECO ROBOTICS GRANT (HEIMANN) | 31.72 | 0.00 | 31.72 | 0.00 | 0.00 | 0.00 | 0.00 | 31.72 | 0.00 |
| 019-9302 | RICH CO RETIRED TEACHERS ASSOC | 150.00 | 0.00 | 150.00 | 0.00 | 0.00 | 0.00 | 0.00 | 150.00 | 0.00 |

Reporting Period: June 2021 (FY 2021)

7/8/21 8:37 AM

As Of Period: 06/30/2021

**LEXINGTON LOCAL SCHOOLS
Appropriation Summary Report**

| Fund-SCC | Description | FYTD Appropriated | Prior Year Encumbrance | FYTD Expendable | FYTD Expended | MTD Expended | Encumbrance | Future Encumbrance | FYTD Unencumbered | Percent Expended/Encumbered |
|----------|---|-------------------|------------------------|-----------------|---------------|--------------|-------------|--------------------|-------------------|-----------------------------|
| 022-9601 | OHSAA TOURNAMENT AGENCY FUND | \$ 19,628.00 | \$ (6,642.92) | \$ 12,985.08 | \$ 11,209.59 | \$ 7,372.05 | \$ 0.00 | \$ 0.00 | \$ 1,775.49 | 86.33 % |
| 024-0000 | EMPLOYEE BENEFITS FUND FOR MEDICAL/DENTAL | 5,446,545.00 | 0.00 | 5,446,545.00 | 5,454,739.97 | 473,911.93 | 252,504.20 | 0.00 | (260,699.17) | 104.79 |
| 034-0000 | OFCC PROJECT MAINTENANCE FUND | 5,000.00 | 0.00 | 5,000.00 | 3,062.62 | 0.00 | 0.00 | 0.00 | 1,937.38 | 61.25 |
| 200-9101 | HIGH SCHOOL ART CLUB | 651.46 | 0.00 | 651.46 | 0.00 | 0.00 | 0.00 | 0.00 | 651.46 | 0.00 |
| 200-9102 | HIGH SCHOOL DRAMA CLUB | 20,000.00 | 4,599.04 | 24,599.04 | 790.00 | 750.00 | 510.00 | 0.00 | 23,299.04 | 5.28 |
| 200-9103 | HIGH SCHOOL MATH CLUB | 52.70 | 0.00 | 52.70 | 0.00 | 0.00 | 0.00 | 0.00 | 52.70 | 0.00 |
| 200-9104 | HIGH SCHOOL LEADERSHIP COUNCIL | 697.11 | 0.00 | 697.11 | 0.00 | 0.00 | 0.00 | 0.00 | 697.11 | 0.00 |
| 200-9105 | HIGH SCHOOL FRENCH CLUB | 379.75 | 0.00 | 379.75 | 0.00 | 0.00 | 0.00 | 0.00 | 379.75 | 0.00 |
| 200-9107 | HIGH SCHOOL SPANISH CLUB | 718.50 | (80.24) | 638.26 | 0.00 | 0.00 | 0.00 | 0.00 | 638.26 | 0.00 |
| 200-9108 | HIGH SCHOOL LEO CLUB | 1,000.00 | 518.13 | 1,518.13 | 115.88 | 0.00 | 0.00 | 0.00 | 1,402.25 | 7.63 |
| 200-9114 | HIGH SCHOOL STUDENT COUNCIL FUND | 2,500.00 | (19.45) | 2,480.55 | 0.00 | 0.00 | 0.00 | 0.00 | 2,480.55 | 0.00 |
| 200-9115 | HIGH SCHOOL KEY CLUB | 1,000.00 | 0.00 | 1,000.00 | 490.00 | 0.00 | 0.00 | 0.00 | 510.00 | 49.00 |
| 200-9116 | HIGH SCHOOL CHESS CLUB | 321.00 | 0.00 | 321.00 | 0.00 | 0.00 | 0.00 | 0.00 | 321.00 | 0.00 |
| 200-9119 | HIGH SCHOOL YEARBOOK FUND | 20,000.00 | 4,831.20 | 24,831.20 | 6,557.67 | 5,389.93 | 13,273.53 | 0.00 | 5,000.00 | 79.86 |
| 200-9120 | HIGH SCHOOL JOURNALISM FUND | 250.00 | 0.00 | 250.00 | 0.00 | 0.00 | 0.00 | 0.00 | 250.00 | 0.00 |
| 200-9121 | HIGH SCHOOL NATIONAL HONOR SOCIETY | 1,631.33 | 0.00 | 1,631.33 | 1,631.33 | 0.00 | 0.00 | 0.00 | 0.00 | 100.00 |
| 200-9201 | JUNIOR HIGH ART CLUB | 485.00 | 0.00 | 485.00 | 0.00 | 0.00 | 200.25 | 0.00 | 284.75 | 41.29 |
| 200-9204 | JUNIOR HIGH STUDENT COUNCIL FUND | 1,500.00 | 0.00 | 1,500.00 | 0.00 | 0.00 | 0.00 | 0.00 | 1,500.00 | 0.00 |
| 200-9205 | JUNIOR HIGH LIBRARY CLUB | 77.65 | 0.00 | 77.65 | 0.00 | 0.00 | 0.00 | 0.00 | 77.65 | 0.00 |
| 200-9301 | EASTERN ELEMENTARY | 2,000.00 | 0.00 | 2,000.00 | 731.40 | 0.00 | 0.00 | 0.00 | 1,268.60 | 36.57 |

Reporting Period: June 2021 (FY 2021)

7/8/21 8:37 AM

As Of Period: 06/30/2021

**LEXINGTON LOCAL SCHOOLS
Appropriation Summary Report**

| Fund-SCC | Description | FYTD Appropriated | Prior Year Encumbrance | FYTD Expendable | FYTD Expended | MTD Expended | Encumbrance | Future Encumbrance | FYTD Unencumbered | Percent Expended/Encumbered |
|----------|-------------------------------------|-------------------|------------------------|-----------------|---------------|--------------|-------------|--------------------|-------------------|-----------------------------|
| | STUDENT ACTIVITY FUND | | | | | | | | | |
| 200-9302 | EASTERN ELEMENTARY ROBOTICS FUND | \$ 1,425.16 | \$ 0.00 | \$ 1,425.16 | \$ 0.00 | \$ 0.00 | \$ 0.00 | \$ 0.00 | \$ 1,425.16 | 0.00 % |
| 200-9611 | HIGH SCHOOL INFORMED TEENS FUND | 903.63 | 0.00 | 903.63 | 0.00 | 0.00 | 0.00 | 0.00 | 903.63 | 0.00 |
| 200-9612 | JUNIOR HIGH INFORMED TEENS FUND | 1,544.18 | 0.00 | 1,544.18 | 277.82 | 277.82 | 0.00 | 0.00 | 1,266.36 | 17.99 |
| 300-9115 | JAZZ BAND | 1,000.00 | 0.00 | 1,000.00 | 0.00 | 0.00 | 755.00 | 0.00 | 245.00 | 75.50 |
| 300-9116 | CHOIR | 1,584.95 | 0.00 | 1,584.95 | 0.00 | 0.00 | 0.00 | 0.00 | 1,584.95 | 0.00 |
| 300-9206 | JUNIOR HIGH PHYS ED DEPARTMENT FUND | 3,000.00 | (43.88) | 2,956.12 | 386.23 | 0.00 | 0.00 | 0.00 | 2,569.89 | 13.07 |
| 300-9210 | JR HIGH INSTRUMENTAL | 41.03 | 0.00 | 41.03 | 0.00 | 0.00 | 0.00 | 0.00 | 41.03 | 0.00 |
| 300-9600 | ATHLETIC FUND | 198,700.00 | 1,296.44 | 199,996.44 | 140,495.29 | 9,245.98 | 1,783.24 | 0.00 | 57,717.91 | 71.14 |
| 300-9601 | ATHLETIC CAPITAL FUND | 45,000.00 | 0.00 | 45,000.00 | 0.00 | 0.00 | 0.00 | 0.00 | 45,000.00 | 0.00 |
| 300-9602 | ORCHESTRA | 63.22 | 0.00 | 63.22 | 0.00 | 0.00 | 0.00 | 0.00 | 63.22 | 0.00 |
| 300-9603 | ELEMENTARY MUSIC | 1,572.09 | 0.00 | 1,572.09 | 0.00 | 0.00 | 0.00 | 0.00 | 1,572.09 | 0.00 |
| 300-9605 | BAND | 232.95 | 0.00 | 232.95 | 0.00 | 0.00 | 0.00 | 0.00 | 232.95 | 0.00 |
| 451-9021 | Network Connectivity FY 2021 | 9,000.00 | 0.00 | 9,000.00 | 9,000.00 | 0.00 | 0.00 | 0.00 | 0.00 | 100.00 |
| 467-0000 | STUDENT WELLNESS AND SUCCESS FUND | 411,376.97 | 19,964.28 | 431,341.25 | 378,572.59 | 38,418.29 | 27,112.82 | 0.00 | 25,655.84 | 94.05 |
| 499-9021 | SCHOOL SAFETY GRANT FY21 | 12,100.92 | 0.00 | 12,100.92 | 12,100.92 | 0.00 | 0.00 | 0.00 | 0.00 | 100.00 |
| 499-9121 | SCHOOL BUS PURCHASE PROGRAM | 42,925.71 | 0.00 | 42,925.71 | 42,925.71 | 0.00 | 0.00 | 0.00 | 0.00 | 100.00 |
| 507-9021 | ESSER FUNDING FY21 | 23,763.52 | 0.00 | 23,763.52 | 23,763.52 | 0.00 | 0.00 | 0.00 | 0.00 | 100.00 |
| 507-9921 | ESSER II FUNDING | 896,342.62 | 0.00 | 896,342.62 | 712,910.36 | 9,500.00 | 2,596.00 | 0.00 | 180,836.26 | 79.83 |
| 510-9021 | CRF FUNDING FY21 | 118,824.75 | 0.00 | 118,824.75 | 118,824.75 | 0.00 | 0.00 | 0.00 | 0.00 | 100.00 |
| 516-9020 | IDEA-B SPECIAL EDUCATION FY20 | 7,325.13 | 14,133.53 | 21,458.66 | 7,325.13 | 0.00 | 0.00 | 0.00 | 14,133.53 | 34.14 |
| 516-9021 | IDEA-B SPECIAL EDUCATION FY21 | 586,222.06 | 0.00 | 586,222.06 | 449,329.42 | 51,426.63 | 77,470.19 | 0.00 | 59,422.45 | 89.86 |
| 572-9020 | TITLE I FY20 | 9,249.35 | 1,187.16 | 10,436.51 | 10,436.51 | 0.00 | 0.00 | 0.00 | 0.00 | 100.00 |
| 572-9021 | TITLE I FY21 | 273,967.25 | 0.00 | 273,967.25 | 264,889.44 | 22,684.08 | 2,217.72 | 0.00 | 6,860.09 | 97.50 |

35

Reporting Period: June 2021 (FY 2021)
 As Of Period: 06/30/2021

7/8/21 8:37 AM

**LEXINGTON LOCAL SCHOOLS
 Appropriation Summary Report**

| Fund-SCC | Description | FYTD Appropriated | Prior Year Encumbrance | FYTD Expendable | FYTD Expended | MTD Expended | Encumbrance | Future Encumbrance | FYTD Unencumbered | Percent Expended/Encumbered |
|--------------------|---|----------------------|------------------------|-------------------------|-------------------------|------------------------|-------------------------|--------------------|------------------------|-----------------------------|
| 572-9921 | EOEC | \$ 5,695.32 | \$ 0.00 | \$ 5,695.32 | \$ 5,695.32 | \$ 0.00 | \$ 0.00 | \$ 0.00 | \$ 0.00 | 100.00 % |
| 587-9020 | EARLY CHILDHOOD SPECIAL EDUCATION IDEA FY20 | 0.00 | 60.00 | 60.00 | 0.00 | 0.00 | 0.00 | 0.00 | 60.00 | 0.00 |
| 587-9021 | EARLY CHILDHOOD SPECIAL EDUCATION IDEA FY21 | 15,103.42 | 0.00 | 15,103.42 | 15,103.42 | 0.00 | 0.00 | 0.00 | 0.00 | 100.00 |
| 590-9021 | TITLE II-A IMPROVING TEACHER QUALITY FY21 | 53,032.99 | 0.00 | 53,032.99 | 53,032.99 | 0.00 | 0.00 | 0.00 | 0.00 | 100.00 |
| 599-9021 | TITLE IV FY21 | 29,850.47 | 0.00 | 29,850.47 | 21,379.95 | 0.00 | 0.00 | 0.00 | 8,470.52 | 71.62 |
| 599-9921 | RICHLAND COUNTY MOBILE HOT SPOT GRANT | 20,800.00 | 0.00 | 20,800.00 | 20,185.04 | 1,506.00 | 600.00 | 0.00 | 14.96 | 99.93 |
| Grand Total | | 93,976,289.78 | \$ 3,233,122.68 | \$ 97,209,412.46 | \$ 49,454,823.88 | \$ 5,252,666.55 | \$ 44,353,621.02 | \$ 0.00 | \$ 3,400,967.56 | |