


LEXINGTON LOCAL SCHOOLS



FINANCIAL REPORT
FOR THE PERIOD ENDING
JUNE 30, 2019

PREPARED BY
JASON WHITESEL, TREASURER

DATE: 07/01/2019
TIME: 15:21

LEXINGTON LOCAL SCHOOLS
CASH RECONCILIATION AS OF 06/30/2019

PAGE: 1
(USAEMSED)

	SUB-TOTALS	TOTALS
	-----	-----
Gross Depository Balances:		
RICHLAND BANK MMA 5719	\$ 3,906,332.43	
RICHLAND BANK SWEEP ACCT 3520	397,651.15	
RICHLAND BANK GENERAL ACCT 0580	300,148.49	
RICHLAND BANK ANTHEM SWEEP 3523	1,148,706.99	
RICHLAND BANK EE BENEFITS 3180	0.00	
RICHLAND BANK PAYROLL ACCT 9780	15,090.24	
RICHLAND BANK ATHLETIC ACCT 3280	5,715.00	

Total Depository Balances (Gross)		\$ 5,773,644.30
Adjustments to Bank Balance:		
Cash in Transit to Bank	\$ 0.00	
Outstanding Checks	67,425.80-	
Adjustments	0.00	

Total Adjustments to Bank Balance		67,425.80-
Investments:		
Treasury Bonds and Notes	\$ 500,000.00	
Certificate of Deposits	4,528,000.00	
Other Securities	0.00	
Other Investments:		
Richland Bank - Money Market	169,643.67	

Total Investments		5,197,643.67
Cash on Hand:		
Petty Cash:		
TREASURER'S OFFICE	\$ 100.00	
Change Cash:		
Cash with Fiscal Agent	0.00	

Total Cash on Hand		100.00

Total Balances		\$ 10,903,962.17
		=====
Total Fund Balance		\$ 10,903,962.17
		=====
Depository Clearance Accounts:		

Total Clearance Account Balances		\$ 0.00



Treasurer

June 01, 2019 through June 30, 2019

Account Name : Lexington Local SD Managing Agency

Account No : 5750

Summary Of Investment Holdings

Quantity	Description		Unit Value	Market Value	Tax Cost	Estimated Ann Inc	Yield To Mkt
<u>Money Markets - Taxable</u>							
169,643.67	Northern Instl Government Select Portfolio		1.0000	169,643.67	169,643.67	3,783.05	2.23%
Totals				169,643.67	169,643.67	3,783.05	2.23%
<u>Marketable CDs</u>							
200,000	Capital One Bank USA NA	1.200%	08/12/2019	99.8504	199,700.80	2,400.00	1.20%
100,000	First Financial Northwest	1.450%	08/19/2019	99.8813	99,881.30	1,450.00	1.45%
200,000	Abacus Federal Savings Bank	1.250%	09/17/2019	99.7816	199,563.20	2,500.00	1.25%
30,000	First General Bank	2.200%	01/21/2020	100.0383	30,011.49	660.00	2.20%
200,000	Alma Bank NY	1.300%	06/10/2020	99.1768	198,353.60	2,600.00	1.31%
150,000	Community Fin'l Svcs Bk KY	1.500%	08/19/2020	99.2351	148,852.65	2,250.00	1.51%
248,000	Wells Fargo Bank NA	2.800%	09/14/2020	100.7392	249,833.22	6,944.00	2.78%
200,000	Marlin Business Bank	1.850%	10/13/2020	99.5760	199,152.00	3,700.00	1.86%
175,000	Unison Bank	1.500%	11/25/2020	99.7680	174,594.00	2,625.00	1.50%
200,000	Goldman Sachs Bank USA	1.850%	02/17/2021	99.4499	198,899.80	3,700.00	1.86%
200,000	MB Financial Bank NA	1.400%	03/30/2021	98.2042	196,408.40	2,800.00	1.43%
100,000	BankVista	1.400%	04/06/2021	98.6165	98,616.50	1,400.00	1.42%
200,000	Bank of Santa Clarita CA	1.400%	04/15/2021	98.5962	197,192.40	2,800.00	1.42%
125,000	HSBC Bank USA NA	2.150%	07/26/2021	99.8843	124,855.38	2,687.50	2.15%
200,000	Stearns Bank NA	1.950%	09/29/2021	99.4115	198,823.00	3,900.00	1.96%
200,000	Citibank NA	3.150%	10/26/2021	102.0958	204,191.60	6,300.00	3.09%
200,000	BMW Bank North America	3.050%	12/28/2021	101.9831	203,966.20	6,100.00	2.99%
100,000	Medallion Bank UT	3.500%	01/10/2022	102.0062	102,006.20	3,500.00	3.43%
150,000	TIAA FSB	2.850%	02/22/2022	101.5566	152,334.90	4,275.00	2.81%
200,000	Bridgewater Bank Bloom MN	1.900%	02/28/2022	99.1122	198,224.40	3,800.00	1.92%
125,000	Citizens Alliance Bank	2.500%	03/15/2022	100.1150	125,143.75	3,125.00	2.50%
200,000	Continental Bank UT	1.900%	06/22/2022	98.9602	197,920.40	3,800.00	1.92%
200,000	American Express Centurion	2.400%	09/12/2022	99.7134	199,426.80	4,800.00	2.41%

Port Sum and Holdings - INDUST9

Page 3

June 01, 2019 through June 30, 2019

Account Name : Lexington Local SD Managing Agency

Account No : 5750

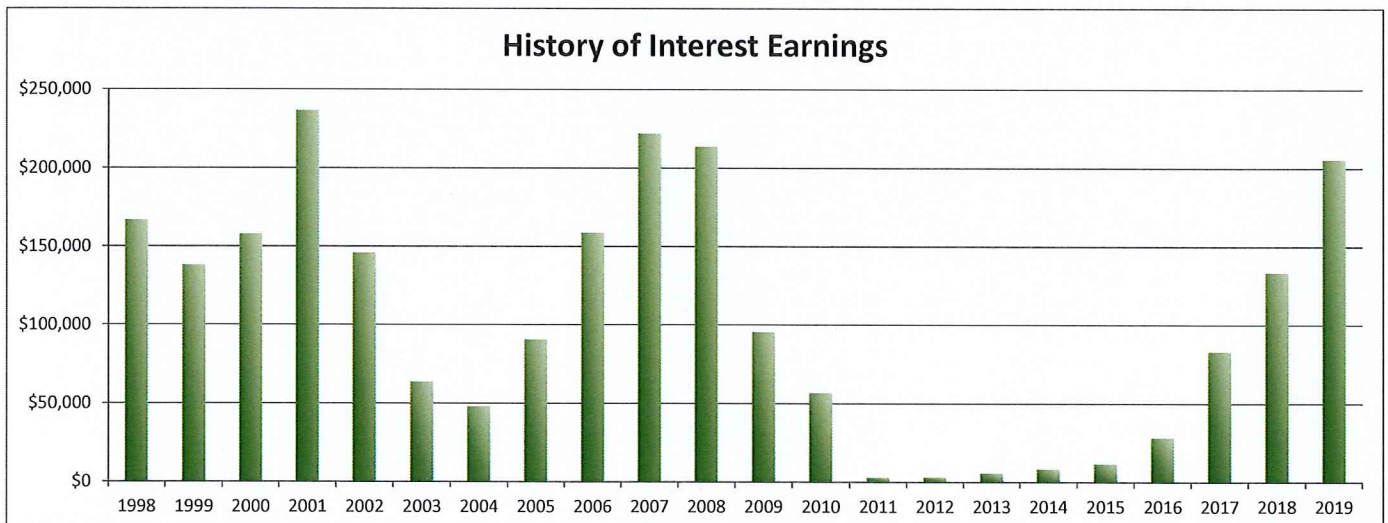
Summary Of Investment Holdings

Quantity	Description			Unit Value	Market Value	Tax Cost	Estimated Ann Inc To Mkt	Yield
200,000	Discover Bank	2.250%	09/27/2022	99.7372	199,474.40	200,000.00	4,500.00	2.26%
200,000	Sallie Mae Bank SLC UT	2.500%	12/13/2022	100.3481	200,696.20	200,000.00	5,000.00	2.49%
25,000	State Bank of India NY	3.000%	03/06/2023	101.8934	25,473.35	25,000.00	750.00	2.94%
200,000	Comenity Capital Bank	2.700%	04/17/2023	100.7495	201,499.00	200,000.00	5,400.00	2.68%
<i>Totals</i>					4,525,094.94	4,528,000.00	93,766.50	2.07%
<u>U.S. Govt Agy-Non-Ex St-Int Only</u>								
200,000	FHLMC	1.300%	10/25/2019	99.7711	199,542.20	200,000.00	2,600.00	1.30%
300,000	FNMA	1.300%	07/28/2020	99.3096	297,928.80	300,000.00	3,900.00	1.31%
<i>Totals</i>					497,471.00	500,000.00	6,500.00	1.31%
<i>Grand Total</i>					5,192,209.61	5,197,643.67	104,049.55	2.00%

LEXINGTON LOCAL SCHOOLS
INVESTMENT REPORT FOR THE MONTH ENDING
JUNE 30, 2019

INTEREST EARNED:	THIS MONTH	FISCAL YEAR TO DATE
Richland Bank, General Sweep	\$1,607.25	\$27,290.71
Richland Bank, General MMA	\$7,450.62	\$71,222.46
Richland Bank, Anthem Sweep	\$1,980.07	\$25,019.45
Star Ohio	\$0.00	\$0.00
CDs, Bonds, and other investments	\$5,726.58	\$82,056.06
TOTAL INTEREST RECEIVED	\$16,764.52	\$205,588.68

History of Interest Earnings	Fiscal Year	Interest Earnings
	1998	\$ 167,057.52
	1999	\$ 138,113.69
	2000	\$ 157,991.72
	2001	\$ 236,839.79
	2002	\$ 146,052.34
	2003	\$ 63,712.36
	2004	\$ 47,970.95
	2005	\$ 90,719.94
	2006	\$ 158,724.51
	2007	\$ 221,998.86
	2008	\$ 213,660.34
	2009	\$ 95,639.63
	2010	\$ 56,860.22
	2011	\$ 3,001.78
	2012	\$ 3,090.00
	2013	\$ 5,758.97
	2014	\$ 8,349.92
	2015	\$ 11,765.22
	2016	\$ 28,300.22
	2017	\$ 83,194.26
	2018	\$ 133,582.49
FISCAL Year To Date	2019	\$205,588.68
Total Interest Earnings 1998 to Present		\$ 2,277,973.41



Processing Month: June 2019

(FINSUM)

LEXINGTON LOCAL SCHOOLS

Fnd	Sec	Description	Beginning Balance	MTD Revenues	FYTD Revenues	MTD Expenditures	FYTD Expenditures	Current Available Balance
001	0000	GENERAL FUND	9,575,829.51	1,778,050.30	24,868,804.59	2,285,930.73	25,019,245.54	9,425,388.56
001	9412	GENERAL BUDGET RESERVE SE	87,928.97	.00	.00	.00	.00	87,928.97
002	0000	BOND RETIREMENT FUND	1,925.89	.00	.00	.00	.00	1,925.89
003	0000	PERMANENT IMPROVEMENT FUN	44,751.40	41,524.63	704,002.44	.00	683,744.24	65,009.60
006	0000	FOOD SERVICE FUND	4,848.21	106,522.04	716,979.71	64,038.40	724,219.43	2,391.51
007	9100	LEXINGTON MINUTEMEN ACADE	14,214.53	28.77	11,068.84	.00	6,300.00	18,983.37
007	9800	TERRY McCAMMON SCHOLARSHI	13,043.45	19.35	227.10	.00	500.00	12,770.55
018	9100	HIGH SCHOOL PRINCIPAL'S F	1,508.57	420.00	9,900.97	.00	10,045.17	1,364.37
018	9200	JUNIOR HIGH PRINCIPAL'S F	2,854.95	400.00	5,043.78	2,380.00	5,814.49	2,084.24
018	9300	EASTERN PRINCIPAL'S FUND	6,168.59	202.92	7,615.26	262.71	8,706.51	5,077.34
018	9301	EASTERN ELEMENTARY BOOKFA	10,101.57	.00	6,893.08	.00	7,875.40	9,119.25
018	9302	EASTERN ELEMENTARY MATH	1,604.30	.00	.00	.00	367.78	1,236.52
018	9303	EASTERN RUN CLUB	.00	.00	206.68	.00	.00	206.68
018	9400	CENTRAL PRINCIPAL'S FUND	8,372.37	398.73	4,552.26	696.22	4,092.62	8,832.01
018	9401	CENTRAL ELEMENTARY BOOKFA	2,485.22	.00	3,689.26	.00	2,889.64	3,284.84
018	9402	CENTRAL ELEMENTARY ART	1,460.00	.00	1,375.00	665.00	893.63	1,941.37
018	9500	WESTERN PRINCIPAL'S FUND	13,894.90	407.35	5,889.26	366.00	2,893.48	16,890.68
018	9501	WESTERN ELEMENTARY BOOKFA	2,677.47	.00	4,669.91	.00	4,403.32	2,944.06
018	9503	WESTERN ELEMENTARY ART	1,432.42	.00	2,230.00	.00	1,676.00	1,986.42
018	9901	JUNIOR HIGH TEACHER ADVIS	109.25	.00	.00	.00	.00	109.25
019	9001	ACADEMIC BOOSTERS GRANTS	769.07	.00	.00	.00	.00	769.07
019	9121	CENTRAL ELEMENTARY PTO GR	403.65	17.92	1,171.62	.00	600.60	974.67
019	9122	EASTERN ELEMENTARY PTO GR	376.22	17.94	1,171.64	.00	268.22	1,279.64
019	9123	WESTERN ELEMENTARY PTO GR	3,536.40	17.93	1,863.62	2,598.17	3,970.20	1,429.82
019	9200	RICHLAND COUNTY FOUNDATIO	200.00	.00	.00	.00	.00	200.00
019	9218	RICH CO FOUNDRY-WRITE STUFF	.00	.00	1,172.57	383.63	1,119.64	52.93
019	9301	RICH CO FOUNDRY/SECO ROBOTI	600.00	.00	.00	.00	568.28	31.72
019	9302	RICH CO RETIRED TEACHERS	.00	.00	150.00	.00	.00	150.00
022	9601	OHSAA TOURNAMENT AGENCY F	6,676.66	12,665.59	35,459.13	5,561.47	42,027.37	108.42
024	0000	EMPLOYEE BENEFITS FUND FO	1,511,703.50	439,654.10	4,839,357.81	434,163.03	5,202,354.32	1,148,706.99
200	9101	HIGH SCHOOL ART CLUB	93.76	.00	.00	.00	.00	93.76
200	9102	HIGH SCHOOL DRAMA CLUB	31,102.75	.00	11,130.00	48.52	16,457.72	25,775.03
200	9103	HIGH SCHOOL MATH CLUB	52.70	.00	.00	.00	.00	52.70
200	9104	HIGH SCHOOL LEADERSHIP CO	576.82	.00	400.00	.00	222.77	754.05
200	9105	HIGH SCHOOL FRENCH CLUB	257.37	.00	45.00	.00	.00	302.37
200	9107	HIGH SCHOOL SPANISH CLUB	706.04	.00	178.35	130.00	265.89	618.50
200	9108	HIGH SCHOOL LEO CLUB	3,216.18	36.92	590.02	.00	519.80	3,286.40
200	9114	HIGH SCHOOL STUDENT COUNC	1,318.86	.00	2,490.09	123.58	850.03	2,958.92
200	9115	HIGH SCHOOL KEY CLUB	1,492.57	.00	455.00	.00	996.59	950.98
200	9116	HIGH SCHOOL CHESS CLUB	321.00	.00	.00	.00	.00	321.00
200	9119	HIGH SCHOOL YEARBOOK FUND	52,511.73	2,845.00	16,580.00	.00	19,980.78	49,110.95
200	9120	HIGH SCHOOL JOURNALISM FU	505.44	.00	.00	.00	.00	505.44
200	9121	HIGH SCHOOL NATIONAL HOND	852.23	.00	2,518.00	45.38	2,563.06	807.17
200	9201	JUNIOR HIGH ART CLUB	485.13	.00	56.20	.00	.00	541.33
200	9204	JUNIOR HIGH STUDENT COUNC	887.62	.00	1,217.35	.00	1,104.66	1,000.31
200	9205	JUNIOR HIGH LIBRARY CLUB	77.65	.00	.00	.00	.00	77.65

Processing Month: June 2019

(FINSUM)

LEXINGTON LOCAL SCHOOLS

Fnd	Scc	Description	Beginning Balance	MTD Revenues	FYTD Revenues	MTD Expenditures	FYTD Expenditures	Current Available Balance
200	9301	EASTERN ELEMENTARY STUDEN	1,182.41	.00	1,472.05	.00	1,420.68	1,233.78
200	9302	EASTERN ELEMENTARY ROBOTI	.00	.00	855.00	.00	204.05	650.95
200	9611	HIGH SCHOOL INFORMED TEEN	903.63	.00	.00	.00	.00	903.63
200	9612	JUNIOR HIGH INFORMED TEEN	424.40	19.38	1,468.94	.00	1,400.60	492.74
300	9115	JAZZ BAND	2,225.81	.00	.00	.00	375.00	1,850.81
300	9116	CHOIR	1,102.20	.00	75.00	.00	92.00	1,085.20
300	9206	JUNIOR HIGH PHYS ED DEPAR	3,089.95	140.00	2,785.00	.00	1,950.27	3,924.68
300	9210	JR HIGH INSTRUMENTAL	41.03	.00	.00	.00	.00	41.03
300	9600	ATHLETIC FUND	26,558.57	5,733.15	209,358.59	5,156.30	229,445.17	6,471.99
300	9601	ATHLETIC CAPITAL FUND	26,000.00	.00	13,000.00	.00	.00	39,000.00
300	9602	ORCHESTRA	63.22	.00	.00	.00	.00	63.22
300	9603	ELEMENTARY MUSIC	1,587.41	.00	388.00	.00	179.84	1,795.57
300	9605	BAND	232.95	.00	.00	.00	.00	232.95
451	9019	Network Connectivity FY 2	.00	.00	9,000.00	.00	9,000.00	.00
499	9018	SECONDARY TRANSITION ENHA	.00	.00	1,171.00	.00	1,171.00	.00
499	9019	SCHOOL SAFETY GRANT	.00	.00	13,136.25	.00	13,136.25	.00
516	9018	IDEA-B SPECIAL EDUCATION	45,581.14-	.00	86,225.54	.00	40,644.40	.00
516	9019	IDEA-B SPECIAL EDUCATION	.00	64,624.24	446,052.39	65,564.88	486,500.89	40,448.50-
572	9018	TITLE I FY18	16,104.31-	.00	51,049.39	.00	34,945.08	.00
572	9019	TITLE I FY19	.00	11,755.35	234,158.34	19,573.36	245,499.61	11,341.27-
587	9018	EARLY CHILDHOOD SPECIAL E	515.19-	.00	515.19	.00	.00	.00
587	9019	EARLY CHILDHOOD SPECIAL E	.00	6,539.03	17,153.17	12,546.89	24,700.06	7,546.89-
590	9019	TITLE II-A IMPROVING TEAC	.00	.00	55,035.92	.00	55,035.92	.00
599	9019	TITLE IV	.00	3,400.00	11,639.00	.00	11,639.00	.00
Grand Total All Funds			11,415,145.86	2,449,269.46	32423,693.31	2,900,234.27	32934,877.00	10903,962.17
Total Invested Funds			.00					

DATE: 07/01/2019
TIME: 14:40:17OHIO DEPARTMENT OF EDUCATION - OFFICE OF SCHOOL MANAGEMENT ASSISTANCE
ANNUAL SPENDING PLAN (CURRENT OPERATION - GENERAL FUND ONLY - O.R.C. 5705.391)

PAGE: 1

SCHOOL DISTRICT: LEXINGTON LOCAL SCHOOLS

IRN # 049437

COUNTY: RICHLAND

FISCAL YEAR: 2019 MONTH: 06

	MONTHLY ESTIMATE	MONTHLY ACTUAL	MONTHLY DIFFERENCE	FISCAL YTD ESTIMATE	FISCAL YTD ACTUAL	FISCAL YTD DIFFERENCE
REVENUES						
01.010 General Property (Real Estate)	0	0	0	10,753,123	10,753,112	11-
01.020 Tangible Personal Property Tax	0	0	0	664,767	665,365	598
01.030 Income Tax	0	0	0	0	0	0
01.035 Unrestricted Grants-in-Aid	863,105	851,586	11,519-	10,664,687	10,725,686	60,999
01.040 Restricted Grants-in-Aid	39,438	97,198	57,760	111,638	164,458	52,820
01.045 Restricted Grants-in-Aid - SFSF	0	0	0	0	0	0
01.050 Property Tax Allocation	817,987	806,236	11,751-	1,739,987	1,726,421	13,566-
01.060 All Other Operating Revenue	54,672	23,030	31,642-	759,672	772,405	12,733
01.070 Total Revenue	1,775,202	1,778,050	2,848	24,693,874	24,807,447	113,573
OTHER FINANCING SOURCES						
02.010 Proceeds from Sale of Notes	0	0	0	0	0	0
02.020 State Emergency Loans & Advancements (Approved)	0	0	0	0	0	0
02.040 Operating Transfers-In	0	0	0	0	0	0
02.050 Advances-In	0	0	0	0	0	0
02.060 All Other Financing Sources	0	0	0	75,000	61,358	13,642-
02.070 Total Other Financing Sources	0	0	0	75,000	61,358	13,642-
02.080 Total Revenues and Other Financing Sources	1,775,202	1,778,050	2,848	24,768,874	24,868,805	99,931
EXPENDITURES						
03.010 Personal Services	1,101,932	1,263,427	161,495	13,092,932	13,382,608	289,676
03.020 Employees' Retirement/Insurance Benefits	550,215	556,757	6,542	6,280,215	6,339,154	58,939
03.030 Purchased Services	385,798	348,626	37,172-	4,043,582	4,055,908	12,326
03.040 Supplies and Materials	33,429	43,149	9,720	794,429	815,626	21,197
03.050 Capital Outlay	7,594	3,314	4,280-	90,194	45,435	44,759-
03.060 Intergovernmental	0	0	0	0	0	0
04.010 Debt Service: All Principal (Historical)	0	0	0	0	0	0
04.020 Debt Service: Principal - Notes	0	0	0	0	0	0
04.030 Debt Service: Principal - State Loans	0	0	0	0	0	0
04.040 Debt Service: Principal - State Advancements	0	0	0	0	0	0
04.050 Debt Service: Principal - HB 264 Loans	0	0	0	0	0	0
04.055 Debt Service: Principal - Other	0	0	0	0	0	0
04.060 Debt Service: Interest and Fiscal Charges	0	0	0	0	0	0
04.300 Other Objects	6,419	658	5,761-	322,419	310,514	11,905-
04.500 Total Expenditures	2,085,387	2,215,931	130,544	24,623,771	24,949,245	325,474
OTHER FINANCING USES						
05.010 Operating Transfers - Out	0	70,000	70,000	0	70,000	70,000
05.020 Advances - Out	0	0	0	0	0	0
05.030 All Other Financing Uses	0	0	0	0	0	0
05.040 Total Other Financing Uses	0	70,000	70,000	0	70,000	70,000
05.050 Total Expenditure and Other Financing Uses	2,085,387	2,285,931	200,544	24,623,771	25,019,245	395,474
06.010 Excess Rev & Oth Financing Sources over (under) Exp &	310,185-	507,881-	197,696-	145,103	150,440-	295,543-
07.010 Beginning Cash Balance	10,119,046	10,021,199	97,847-	9,663,758	9,663,758	0
07.020 Ending Cash Balance	9,808,861	9,513,318	295,543-	9,808,861	9,513,318	295,543-
08.010 Outstanding Encumbrances	95,000	142,761	47,761	95,000	142,761	47,761

DATE: 07/01/2019
TIME: 14:40:31OHIO DEPARTMENT OF EDUCATION - OFFICE OF SCHOOL MANAGEMENT ASSISTANCE
ANNUAL SPENDING PLAN (CURRENT OPERATION - GENERAL FUND ONLY - O.R.C. 5705.391)

PAGE: 1

SCHOOL DISTRICT: LEXINGTON LOCAL SCHOOLS

IRN # 049437

COUNTY: RICHLAND

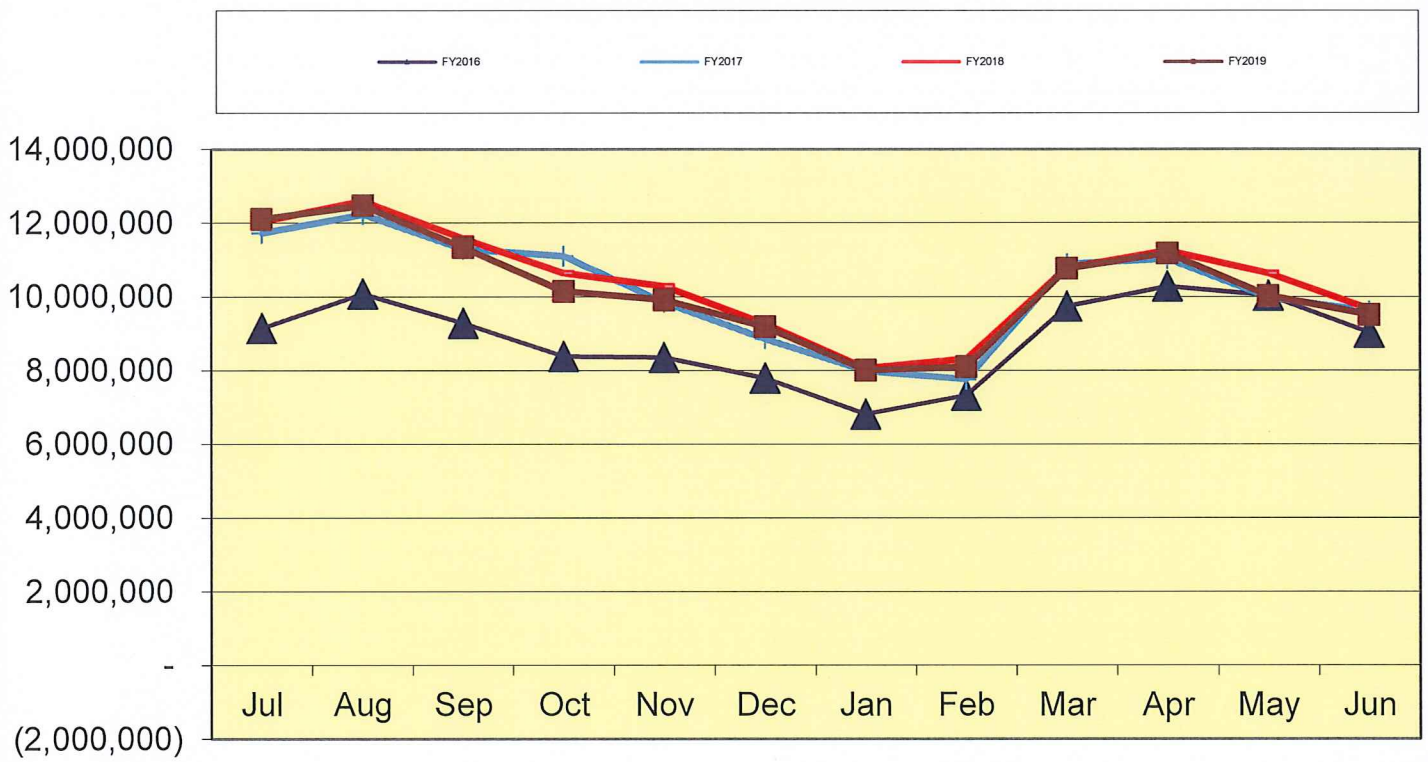
FISCAL YEAR: 2019 QUARTER: 4

	QUARTERLY ESTIMATE	QUARTERLY ACTUAL	QUARTERLY DIFFERENCE	FISCAL YTD ESTIMATE	FISCAL YTD ACTUAL	FISCAL YTD DIFFERENCE
REVENUES						
01.010 General Property (Real Estate)	1,322,880	1,189,906	132,974-	10,753,123	10,753,112	11-
01.020 Tangible Personal Property Tax	380,767	346,005	34,762-	664,767	665,365	598
01.030 Income Tax	0	0	0	0	0	0
01.035 Unrestricted Grants-in-Aid	2,593,105	2,571,363	21,742-	10,664,687	10,725,686	60,999
01.040 Restricted Grants-in-Aid	53,438	116,022	62,584	111,638	164,458	52,820
01.045 Restricted Grants-in-Aid - SFSF	0	0	0	0	0	0
01.050 Property Tax Allocation	867,987	806,236	61,751-	1,739,987	1,726,421	13,566-
01.060 All Other Operating Revenue	317,672	270,540	47,132-	759,672	772,405	12,733
01.070 Total Revenue	5,535,849	5,300,072	235,777-	24,693,874	24,807,447	113,573
OTHER FINANCING SOURCES						
02.010 Proceeds from Sale of Notes	0	0	0	0	0	0
02.020 State Emergency Loans & Advancements (Approved)	0	0	0	0	0	0
02.040 Operating Transfers-In	0	0	0	0	0	0
02.050 Advances-In	0	0	0	0	0	0
02.060 All Other Financing Sources	1,000	70	930-	75,000	61,358	13,642-
02.070 Total Other Financing Sources	1,000	70	930-	75,000	61,358	13,642-
02.080 Total Revenues and Other Financing Sources	5,536,849	5,300,142	236,707-	24,768,874	24,868,805	99,931
EXPENDITURES						
03.010 Personal Services	3,301,932	3,480,558	178,626	13,092,932	13,382,608	289,676
03.020 Employees' Retirement/Insurance Benefits	1,660,215	1,672,459	12,244	6,280,215	6,339,154	58,939
03.030 Purchased Services	1,120,582	1,066,516	54,066-	4,043,582	4,055,908	12,326
03.040 Supplies and Materials	90,429	121,326	30,897	794,429	815,626	21,197
03.050 Capital Outlay	26,594	2,414	24,180-	90,194	45,435	44,759-
03.060 Intergovernmental	0	0	0	0	0	0
04.010 Debt Service: All Principal (Historical)	0	0	0	0	0	0
04.020 Debt Service: Principal - Notes	0	0	0	0	0	0
04.030 Debt Service: Principal - State Loans	0	0	0	0	0	0
04.040 Debt Service: Principal - State Advancements	0	0	0	0	0	0
04.050 Debt Service: Principal - HB 264 Loans	0	0	0	0	0	0
04.055 Debt Service: Principal - Other	0	0	0	0	0	0
04.060 Debt Service: Interest and Fiscal Charges	0	0	0	0	0	0
04.300 Other Objects	159,919	147,565	12,354-	322,419	310,514	11,905-
04.500 Total Expenditures	6,359,671	6,490,838	131,167	24,623,771	24,949,245	325,474
OTHER FINANCING USES						
05.010 Operating Transfers - Out	0	70,000	70,000	0	70,000	70,000
05.020 Advances - Out	0	0	0	0	0	0
05.030 All Other Financing Uses	0	0	0	0	0	0
05.040 Total Other Financing Uses	0	70,000	70,000	0	70,000	70,000
05.050 Total Expenditure and Other Financing Uses	6,359,671	6,560,838	201,167	24,623,771	25,019,245	395,474
06.010 Excess Rev & Oth Financing Sources over (under) Exp &	822,822-	1,260,696-	437,874-	145,103	150,440-	295,543-
07.010 Beginning Cash Balance	10,631,683	10,774,014	142,331	9,663,758	9,663,758	0
07.020 Ending Cash Balance	9,808,861	9,513,318	295,543-	9,808,861	9,513,318	295,543-
08.010 Outstanding Encumbrances	95,000	142,761	47,761	95,000	142,761	47,761

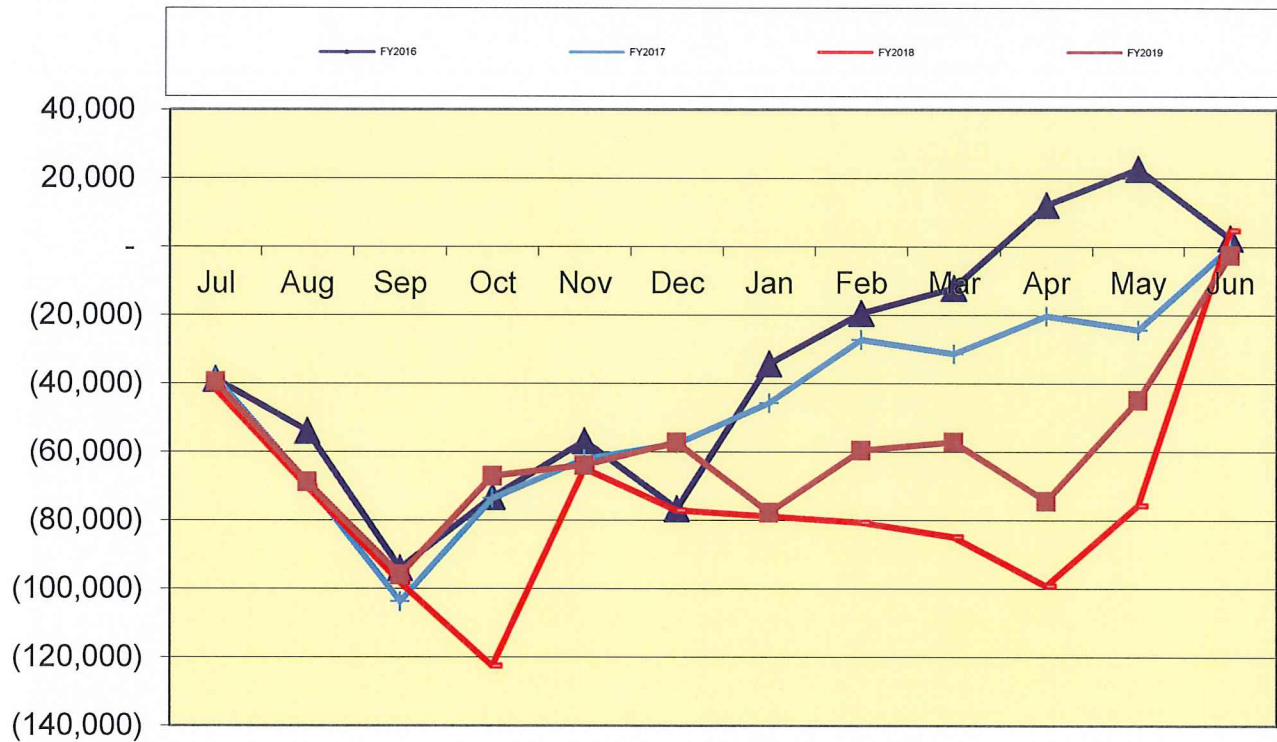
**LEXINGTON LOCAL SCHOOL DISTRICT
GENERAL FUND ONLY 2018-19
SUMMARY OF RECEIPTS AND EXPENDITURES - FIVE YEAR FORECAST FORMAT**

LINE 7.010	BEGINNING CASH BALANCE		\$ 9,663,758		
	6/30/2019	FISCAL	FISCAL	VARIANCE	PERCENT
		YEAR TO DATE	YEAR TO DATE	Estimate vs.	of
	REVENUES	Estimate	Actual	Actual	VARIANCE
LINE 1.010	Real Estate Tax	\$ 10,753,123	\$ 10,753,112	(\$11)	0.00%
LINE 1.020	Personal Property Tax	\$ 664,767	\$ 665,365	\$598	0.09%
LINE 1.030	Income Tax	\$ -	\$ -	\$0	
LINE 1.035	State Funding	\$ 10,664,687	\$ 10,725,686	\$60,999	0.57%
LINE 1.040	Career Tech / Economic Disadv.	\$ 111,638	\$ 164,458	\$52,820	47.31%
LINE 1.050	Property Tax Allocation	\$ 1,739,987	\$ 1,726,421	(\$13,566)	-0.78%
LINE 1.060	Other Operating Revenue	\$ 759,672	\$ 772,405	\$12,733	1.68%
LINE 1.070	TOTAL REVENUE	\$ 24,693,874	\$ 24,807,447	\$113,573	0.46%
			\$ -		
LINE 2.01	Proceeds from Notes	\$ -	\$ -	\$0	
LINE 2.04	Transfers In	\$ -	\$ -	\$0	
LINE 2.050	Advances In	\$ -	\$ -	\$0	#DIV/0!
LINE 2.060	Other Financing Sources	\$ 75,000	\$ 61,358	(\$13,642)	-18.19%
LINE 2.070	TOTAL OTHER SOURCES	\$ 75,000	\$ 61,358	(\$13,642)	-18.19%
LINE 2.080	TOTAL REVENUES & Sources	\$ 24,768,874	\$ 24,868,805	\$99,931	0.40%
	EXPENSES				
LINE 3.010	Salaries	\$ 13,092,932	\$ 13,382,608	(\$289,676)	-2.21%
LINE 3.020	Retirement and Benefits	\$ 6,280,215	\$ 6,339,154	(\$58,939)	-0.94%
LINE 3.030	Purchased Services	\$ 4,043,582	\$ 4,055,908	(\$12,326)	-0.30%
LINE 3.040	Supplies and Materials	\$ 794,429	\$ 815,626	(\$21,197)	-2.67%
LINE 3.050	Capital Outlay and Equipment	\$ 90,194	\$ 45,435	\$44,759	49.63%
LINE 3.06	INTERGOVERNMENTAL	\$ -	\$ -	\$0	
LINE 4.020	DEBT SERVICE - Notes	\$ -	\$ -	\$0	
LINE 4.060	DEBT SERVICE - Interest charges	\$ -	\$ -	\$0	
LINE 4.300	Other Objects	\$ 322,419	\$ 310,514	\$11,905	3.69%
LINE 4.500	TOTAL EXPENDITURES	\$ 24,623,771	\$ 24,949,245	(\$325,474)	-1.32%
LINE 5.00	TRANSFERS OUT	\$ -	\$ 70,000	(\$70,000)	
LINE 5.02	ADVANCES OUT	\$ -	\$ -	\$0	
LINE 5.03	ALL OTHER USES	\$ -	\$ -	\$0	
LINE 5.040	TOTAL OTHER USES	\$ -	\$ 70,000	(\$70,000)	
LINE 5.050	TOTAL EXPENDITURES & USES	\$ 24,623,771	\$ 25,019,245	(\$395,474)	-1.61%
		Estimate	Actual	Variance	
LINE 6.010	REVENUES OVER EXPENSES	\$ 145,103	\$ (150,440)	(\$295,543)	
LINE 7.020	ENDING CASH BALANCE	\$ 9,808,861	\$ 9,513,318	(\$295,543)	
	Less Reserves	\$ (87,929)	\$ (87,929)	\$ -	
LINE 8.010	Less Outstanding Encumbrances	\$ (95,000)	\$ (142,761)	\$ (47,761)	50.27%
LINE 15.010	Unreserved Fund Balance	\$ 9,625,932	\$ 9,282,628	(\$343,304)	-3.57%
	Salaries/Benefits as % of Revenue	Estimate 78.5%	Actual 79.5%	Benchmark Yr. End 80.1% or below	
	True Days Cash - Calendar Days on which can operate	143	135	90 or above optimal	

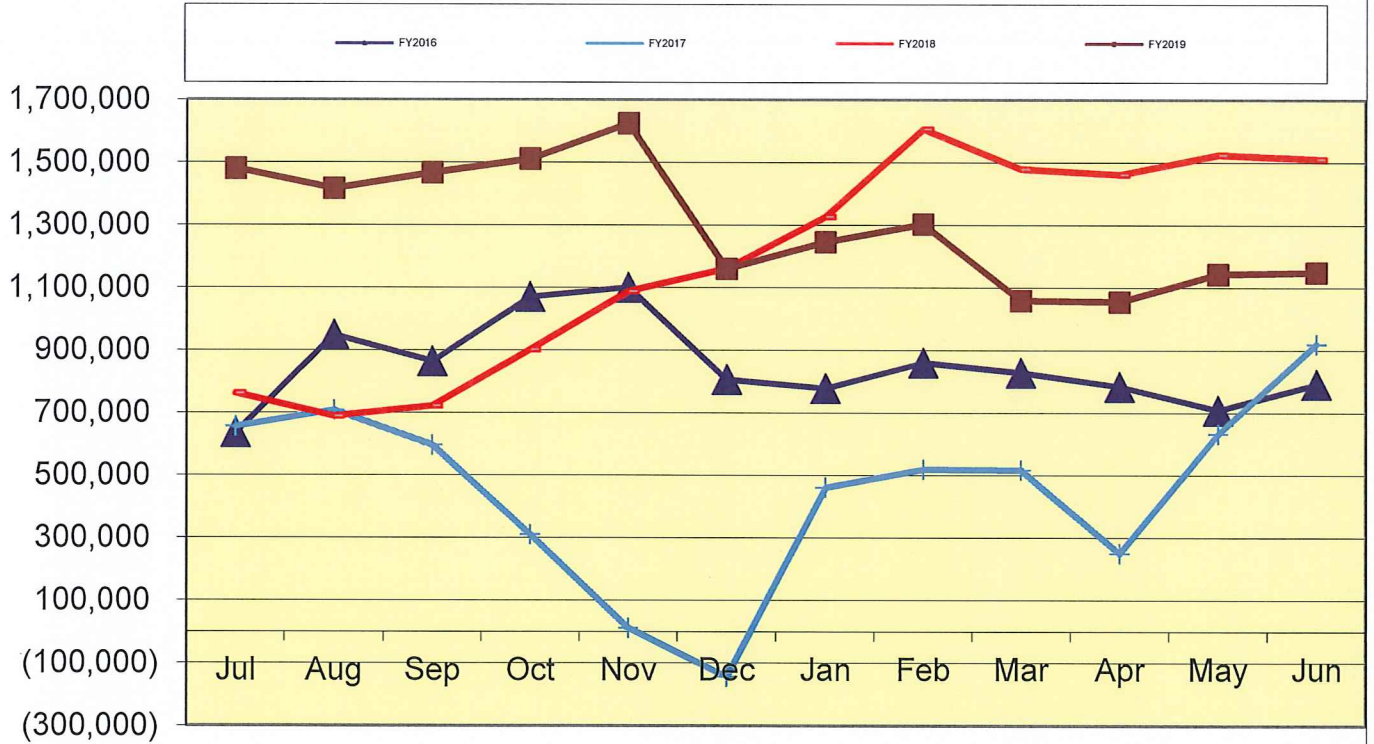
Lexington Local Schools General Fund Cash Balance



Lexington Local Schools Food Service Fund Cash Balance



Lexington Local Schools Employee Benefits Fund Cash Balance



Lexington Local Schools

Permanent Improvement Fund
6/30/2019

	Budgeted Amount	Actual Fiscal Year Expended	Current Encumbrances	Expenses / Encumbrances Over/Under Estimate	Remaining Estimated PI Project Costs
Instruction and Administration					
Instrumental Music Equipment	\$ 5,129.19	\$ 4,655.08	\$ -	\$474.11	\$0.00
Western Reading Materials/Furniture	\$ 32,317.64	\$ 32,860.82	\$ -	(\$543.18)	\$0.00
Central Reading Materials/Furniture	\$ 15,019.87	\$ 14,157.13	\$ -	\$862.74	\$0.00
Central Music Equipment	\$ 933.55	\$ 1,098.28	\$ -	(\$164.73)	\$0.00
Western/Eastern Music Equipment	\$ 626.98	\$ 626.98	\$ -	\$0.00	\$0.00
3 Portable AED Units	\$ 4,647.21	\$ 4,361.41	\$ -	\$285.80	\$0.00
Eastern Reading Books/Materials	\$ 10,240.54	\$ 10,042.60	\$ -	\$197.94	\$0.00
Central Adjustable Desk Lift	\$ 425.44	\$ 369.95	\$ -	\$55.49	\$0.00
Western Guidance Table / Stools	\$ 895.82	\$ 870.04	\$ -	\$25.78	\$0.00
JH Office Chairs	\$ 437.75	\$ 422.50	\$ -	\$15.25	\$0.00
JH PE Equipment	\$ 679.67	\$ -	\$ -	\$679.67	\$0.00
Security Office Equipment	\$ 1,308.82	\$ 1,365.10	\$ -	(\$56.28)	\$0.00
Central Reading Materials	\$ 3,000.00	\$ -	\$ -	\$3,000.00	\$0.00
Western Storage Cabinet	\$ 69.95	\$ -	\$ -	\$69.95	\$0.00
Western Music Room Chairs	\$ 1,264.44	\$ -	\$ -	\$1,264.44	\$0.00
Central Room Divider	\$ 500.88	\$ 500.88	\$ -	\$0.00	\$0.00
School Health Refrigerator	\$ 205.15	\$ 206.45	\$ -	(\$1.30)	\$0.00
Maintenance					
HS Roof Project	\$ 26,553.00	\$ 26,553.00	\$ -	\$0.00	\$0.00
JH Roof Project	\$ 13,684.00	\$ 13,684.00	\$ -	\$0.00	\$0.00
JH Roof Project (FY18 Carryover)	\$ 6,553.00	\$ 6,553.00	\$ -	\$0.00	\$0.00
Eastern Concrete Curb/Walkway	\$ 13,300.00	\$ 13,340.00	\$ -	(\$40.00)	\$0.00
JH Chair Lift	\$ 20,000.00	\$ 16,950.00	\$ -	\$3,050.00	\$0.00
HS New Security Recording System	\$ 9,000.00	\$ 9,000.00	\$ -	\$0.00	\$0.00
Window Film Security	\$ 25,866.25	\$ 26,809.26	\$ -	(\$943.01)	\$0.00
Camera/Monitor Upgrades (Elementaries/JH)	\$ 33,259.69	\$ 33,260.03	\$ -	(\$0.34)	\$0.00
Bollards (Approx. 40)	\$ 24,700.00	\$ 24,700.00	\$ -	\$0.00	\$0.00
HS Parking Lot Trench Asphaltting	\$ 12,970.00	\$ 14,015.00	\$ -	(\$1,045.00)	\$0.00
Security Fencing Western/Eastern	\$ 8,908.00	\$ 8,900.00	\$ -	\$8.00	\$0.00
Ohio School Safety Grant	\$ (13,136.25)	\$ (13,136.25)	\$ -	\$0.00	\$0.00
Transportation					
New buses	\$ 184,196.00	\$ 184,196.00	\$ -	\$0.00	\$0.00
Technology					
Computers, servers, tech equip., etc.	\$ 198,000.00	\$ 204,573.67	\$ -	(\$6,573.67)	\$0.00
Food Service					
Food Service Equipment	\$ 751.85	\$ 748.96	\$ -	\$2.89	\$0.00
Athletics and Student Activities					
HS Athletics Equipment	\$ 24,570.00	\$ 24,162.50	\$ -	\$407.50	\$0.00
Visitor Side FB Stadium Drainage System	\$ 3,780.00	\$ 3,780.00	\$ -	\$0.00	\$0.00
Portable AED Unit	\$ 1,549.07	\$ 1,406.17	\$ -	\$142.90	\$0.00
Fees					
Tax Collection Fees	\$ 14,500.00	\$ 12,711.68	\$ -	\$1,788.32	\$0.00
Totals					
	\$ 686,707.51	\$ 683,744.24	\$ -	\$2,963.27	\$0.00
Total Budgeted					
	\$ 686,707.51				
Actual Cash Balance 7/1/18					
	\$ 44,751.40				
Revenues FY19 - Taxes from levy	\$ 704,002.44				
Expenditures FY19	\$ (683,744.24)				
Current Cash Balance	\$65,009.60				
Current Encumbrances	\$ -				
Available Balance	\$65,009.60				
Remaining Estimated Revenues FY19 - Taxes from levy	\$ -				
Less: Remaining Estimated PI Project Costs	\$0.00				
6/30/19 Carryover	\$ 65,009.60				

Lexington Local Schools

Food Service Fund 2018-19 vs. 2017-2018 vs. 2016-2017

							Beginning Balance 7/1/18	\$ 4,848
2018-2019 Through 6/30/19								
<i>Revenues</i>	District-Wide	High School	Junior High	Eastern	Central	Western	Total	
Student Type A, Ezipay, Misc	\$ -	\$ 86,954	\$ 41,893	\$ 45,445	\$ 38,520	\$ 32,631	\$ 245,443	
Student Break, Milk & A La Carte	\$ -	\$ 49,445	\$ 14,934	\$ 9,954	\$ 7,324	\$ 6,386	\$ 88,043	
Adult & Misc revenues	\$ 9,447	\$ 4,452	\$ 863	\$ 2,020	\$ 1,446	\$ 1,213	\$ 19,441	
State Reimb	\$ -	\$ 1,190	\$ 865	\$ 1,515	\$ 974	\$ 865	\$ 5,409	
Federal Reimb	\$ -	\$ 62,962	\$ 46,530	\$ 79,885	\$ 52,622	\$ 46,645	\$ 288,644	
Transfer In	\$ 70,000	\$ -	\$ -	\$ -	\$ -	\$ -	\$ 70,000	
Total Revenues	\$ 79,447	\$ 205,003	\$ 105,085	\$ 138,819	\$ 100,886	\$ 87,740	\$ 716,980	
<i>Expenses</i>								
Wages	\$ 48,514	\$ 113,342	\$ 56,364	\$ 41,442	\$ 36,284	\$ 35,413	\$ 331,359	
Severance	\$ -	\$ -	\$ -	\$ -	\$ -	\$ -	\$ -	
Retirement	\$ 11,673	\$ 18,973	\$ 9,568	\$ 9,349	\$ 6,628	\$ 5,987	\$ 62,178	
Medical	\$ 26,647	\$ 42,705	\$ 18,652	\$ 32,113	\$ 7,379	\$ -	\$ 127,496	
Life, Dent, MC, WC	\$ 1,559	\$ 3,995	\$ 2,506	\$ 1,753	\$ 1,213	\$ 671	\$ 11,697	
Purch Serv, Repairs, Phone, Post	\$ 2,909	\$ 1,167	\$ 2,148	\$ 657	\$ 472	\$ 595	\$ 7,948	
Supplies	\$ 4,022	\$ 65,905	\$ 33,155	\$ 50,826	\$ 15,007	\$ 14,494	\$ 183,409	
Food Costs	\$ -	\$ -	\$ -	\$ -	\$ -	\$ -	\$ -	
Equipment	\$ 132	\$ -	\$ -	\$ -	\$ -	\$ -	\$ 132	
Other Costs	\$ -	\$ -	\$ -	\$ -	\$ -	\$ -	\$ -	
Total Expenses	\$ 95,456	\$ 246,087	\$ 122,393	\$ 136,140	\$ 66,983	\$ 57,160	\$ 724,219	
Net Gain (Loss)	\$ (16,009)	\$ (41,084)	\$ (17,308)	\$ 2,679	\$ 33,903	\$ 30,580	\$ (7,239)	
							Ending Cash Balance 6/30/19	\$ (2,391)

							Beginning Balance 7/1/17	\$ 13
2017-2018 Through 6/30/18								
<i>Revenues</i>	District-Wide	High School	Junior High	Eastern	Central	Western	Total	
Student Type A, Ezipay, Misc	\$ -	\$ 90,320	\$ 38,487	\$ 44,624	\$ 35,344	\$ 31,063	\$ 239,838	
Student Break, Milk & A La Carte	\$ -	\$ 55,027	\$ 13,884	\$ 12,320	\$ 5,330	\$ 7,279	\$ 93,840	
Adult & Misc revenues	\$ 10,812	\$ 4,307	\$ 1,010	\$ 1,871	\$ 1,390	\$ 1,315	\$ 20,705	
State Reimb	\$ -	\$ 1,303	\$ 907	\$ 1,587	\$ 1,133	\$ 737	\$ 5,667	
Federal Reimb	\$ -	\$ 67,214	\$ 46,770	\$ 81,038	\$ 59,483	\$ 41,245	\$ 295,750	
Transfer In	\$ 100,000	\$ -	\$ -	\$ -	\$ -	\$ -	\$ 100,000	
Total Revenues	\$ 110,812	\$ 218,171	\$ 101,058	\$ 141,440	\$ 102,680	\$ 81,639	\$ 755,800	
<i>Expenses</i>								
Wages	\$ 47,674	\$ 118,732	\$ 53,577	\$ 37,780	\$ 34,583	\$ 34,689	\$ 327,035	
Severance	\$ -	\$ -	\$ -	\$ -	\$ -	\$ -	\$ -	
Retirement	\$ 11,467	\$ 21,951	\$ 8,598	\$ 7,723	\$ 7,496	\$ 6,113	\$ 63,348	
Medical	\$ 27,632	\$ 52,930	\$ 24,302	\$ 33,300	\$ 7,652	\$ -	\$ 145,816	
Life, Dent, MC, WC	\$ 1,600	\$ 4,293	\$ 2,459	\$ 1,652	\$ 1,233	\$ 678	\$ 11,915	
Purch Serv, Repairs, Phone, Post	\$ 3,230	\$ 1,358	\$ 2,877	\$ 1,121	\$ 923	\$ 493	\$ 10,002	
Supplies	\$ 3,588	\$ -	\$ -	\$ -	\$ -	\$ -	\$ 3,588	
Food Costs	\$ -	\$ 74,933	\$ 31,147	\$ 53,223	\$ 15,579	\$ 14,379	\$ 189,261	
Equipment	\$ -	\$ -	\$ -	\$ -	\$ -	\$ -	\$ -	
Other Costs	\$ -	\$ -	\$ -	\$ -	\$ -	\$ -	\$ -	
Total Expenses	\$ 95,191	\$ 274,197	\$ 122,960	\$ 134,799	\$ 67,466	\$ 56,352	\$ 750,965	
Net Gain (Loss)	\$ 15,621	\$ (56,026)	\$ (21,902)	\$ 6,641	\$ 35,214	\$ 25,287	\$ 4,835	
							Ending Cash Balance 6/30/18	\$ 4,848

							Beginning Balance 7/1/16	\$ 2,553
2016-2017 Through 6/30/17								
<i>Revenues</i>	District-Wide	High School	Junior High	Eastern	Central	Western	Total	
Student Type A, Ezipay, Misc	\$ -	\$ 94,937	\$ 43,011	\$ 43,015	\$ 36,052	\$ 32,348	\$ 249,363	
Student Break, Milk & A La Carte	\$ -	\$ 63,008	\$ 17,711	\$ 10,849	\$ 5,774	\$ 5,901	\$ 103,243	
Adult & Misc revenues	\$ 21,162	\$ 7,300	\$ 1,342	\$ 2,102	\$ 2,188	\$ 1,113	\$ 35,207	
State Reimb	\$ -	\$ 1,309	\$ 968	\$ 1,480	\$ 1,138	\$ 797	\$ 5,692	
Federal Reimb	\$ -	\$ 71,607	\$ 55,462	\$ 82,391	\$ 63,194	\$ 46,818	\$ 319,472	
Transfer In	\$ 35,000	\$ -	\$ -	\$ -	\$ -	\$ -	\$ 35,000	
Total Revenues	\$ 56,162	\$ 238,161	\$ 118,494	\$ 139,837	\$ 108,346	\$ 86,977	\$ 747,977	
<i>Expenses</i>								
Wages	\$ 46,816	\$ 119,687	\$ 52,592	\$ 36,986	\$ 36,401	\$ 33,034	\$ 325,516	
Severance	\$ -	\$ -	\$ -	\$ -	\$ -	\$ -	\$ -	
Retirement	\$ 11,246	\$ 23,405	\$ 8,441	\$ 9,016	\$ 6,447	\$ 5,211	\$ 63,766	
Medical	\$ 24,941	\$ 45,085	\$ 26,617	\$ 30,057	\$ 3,679	\$ -	\$ 130,379	
Life, Dent, MC, WC	\$ 1,450	\$ 3,794	\$ 2,260	\$ 1,542	\$ 932	\$ 578	\$ 10,556	
Purch Serv, Repairs, Phone, Post	\$ 3,123	\$ 7,179	\$ 3,083	\$ 538	\$ 812	\$ 538	\$ 15,273	
Supplies	\$ 5,067	\$ -	\$ -	\$ -	\$ -	\$ -	\$ 5,067	
Food Costs	\$ -	\$ 81,906	\$ 32,672	\$ 53,247	\$ 16,900	\$ 15,235	\$ 199,960	
Equipment	\$ -	\$ -	\$ -	\$ -	\$ -	\$ -	\$ -	
Other Costs	\$ -	\$ -	\$ -	\$ -	\$ -	\$ -	\$ -	
Total Expenses	\$ 92,643	\$ 281,056	\$ 125,665	\$ 131,386	\$ 65,171	\$ 54,596	\$ 750,517	
Net Gain (Loss)	\$ (36,481)	\$ (42,895)	\$ (7,171)	\$ 8,451	\$ 43,175	\$ 32,381	\$ (2,540)	
							Ending Cash Balance 6/30/17	\$ 13

Check#	Check Date	Org Sta	Vendor Paid	Check Amount	Status Date
085415	06/10/2019	W/R	ADVANCED TURF SOLUTIONS	410.00	06/19/2019
085416	06/10/2019	W/R	NICKLES BAKERY	707.05	06/17/2019
085417	06/10/2019	W/R	AMAZON.COM/ AMEX	1,006.55	06/17/2019
085418	06/10/2019	W/R	AMERICAN EXPRESS	399.00	06/17/2019
085419	06/10/2019	W/R	APPLIED INDUSTRIAL TECHNOLOGY	92.91	06/14/2019
085420	06/10/2019	W/R	BAKER VEHICLE SYSTEMS, INC.	74.30	06/13/2019
085421	06/10/2019	W/R	BRIDGEWAY ACADEMY	8,500.00	06/18/2019
085422	06/10/2019	W/R	CALLAHAN DOOR SALES	225.00	06/20/2019
085423	06/10/2019	W/R	KOPRIVINKA, CARA	56.10	06/25/2019
085424	06/10/2019	W/R	ROBERTS, CARRIE	25.00	06/14/2019
085425	06/10/2019	W/R	CDW-G	114.83	06/17/2019
085426	06/10/2019	W/R	CHARLES RITTER CO.	209.81	06/13/2019
085427	06/10/2019	W/R	GREGA, CHERYL	100.00	06/20/2019
085428	06/10/2019	W/R	CLEARWATER SYSTEMS	436.54	06/20/2019
085429	06/10/2019	W/R	COLES ENERGY, INC.	1,305.33	06/14/2019
085430	06/10/2019	W/R	CULLIGAN QUALITY WATER	37.00	06/14/2019
085431	06/10/2019	W/R	SPELLING OUT DYSLEXIA	600.00	06/18/2019
085432	06/10/2019	W/R	EQUIPARTS	180.95	06/14/2019
085433	06/10/2019	W/R	FAMOUS ENTERPRISES, INC.	43.58	06/14/2019
085434	06/10/2019	W/R	FURBAY/MANSFIELD ELECTRIC	369.16	06/14/2019
085435	06/10/2019	W/R	GARDINER SERVICE CO LLC	101.20	06/14/2019
085436	06/10/2019	W/R	GRAINGER	82.96	06/17/2019
085437	06/10/2019	W/R	HAUGLAND LEARNING CENTER LLC	6,500.00	06/17/2019
085438	06/10/2019	W/R	MEYER, JEFF	525.00	06/17/2019
085439	06/10/2019	W/R	BRANE, JENNIFER	400.00	06/14/2019
085440	06/10/2019	W/R	KELL ACE HARDWARE	10.99	06/18/2019
085441	06/10/2019	W/R	CATANESE, KELLI	89.44	06/14/2019
085442	06/10/2019	W/W	ALEXANDER, KRISTA	58.97	
085443	06/10/2019	W/R	KROGER COMPANY	99.56	06/14/2019
085444	06/10/2019	W/R	LEXINGTON ATH. BOOSTERS	400.00	06/21/2019
085445	06/10/2019	W/R	LEXINGTON AUTO PARTS	1,314.09	06/14/2019
085446	06/10/2019	W/R	LOW TEMP REFRIGERATION INC.	640.44	06/17/2019
085447	06/10/2019	W/R	MENARDS	652.77	06/19/2019
085448	06/10/2019	W/R	NATIONWIDE CHILDRENS HOSPITAL	48,108.00	06/17/2019
085449	06/10/2019	W/R	NORTH CENTRAL OHIO ESC	1,498.50	06/14/2019
085450	06/10/2019	W/R	POST MASTER	110.00	06/14/2019
085451	06/10/2019	W/R	QUENCH	39.14	06/14/2019
085452	06/10/2019	W/R	REX'S LAWN CARE	3,314.00	06/13/2019
085453	06/10/2019	W/R	RICHLAND NEWHOPE CENTER	1,406.00	06/17/2019
085454	06/10/2019	W/R	DeLUCA, SANDRA	24.24	06/14/2019
085455	06/10/2019	W/R	SCHOOL SPECIALTY INC.	58.20	06/14/2019
085456	06/10/2019	W/R	VILLAGE OF LEXINGTON	6,803.84	06/17/2019
085457	06/10/2019	W/R	WOLFF BROS. SUPPLY, INC.	101.70	06/14/2019
085458	06/10/2019	W/R	WORNER ROOFING COMPANY	938.00	06/13/2019
085459	06/11/2019	B/R	FREY, CORRINNA	131.75	06/18/2019
085460	06/11/2019	B/R	KOVINCHICK, ERIKA	100.00	06/28/2019
085461	06/11/2019	B/B	BAUGHMAN, TRACIE	100.00	
085462	06/11/2019	B/R	AIELLO, CHRISTINE	70.00	06/24/2019
085463	06/11/2019	B/R	BRUMIT, CHERYL	140.00	06/18/2019
085464	06/11/2019	B/B	SANCHEZ, SYLVIA	70.00	
085465	06/11/2019	B/R	TOGLIATTI, EMILY	140.00	06/17/2019
085466	06/11/2019	B/R	TRAGO, CHARLENE	62.85	06/28/2019

Check#	Check Date	Org Sta	Vendor Paid	Check Amount	Status Date
085467	06/11/2019	B/R	MORTON, BUCK	210.00	06/18/2019
085468	06/11/2019	B/R	TETRICK, JENNIFER	20.21	06/19/2019
085469	06/11/2019	B/B	DINGUS, CAROL	12.00	
085470	06/12/2019	W/R	THE SENSORY PATH	2,485.00	06/25/2019
085471	06/14/2019	W/R	RICHWINE, AMY BLAIR	10.00	06/24/2019
085472	06/14/2019	W/R	ARTOME	665.00	06/21/2019
085473	06/14/2019	W/R	AWARDSMITH	150.00	06/28/2019
085474	06/14/2019	W/R	CARSON TRAVEL	100.00	06/21/2019
085475	06/14/2019	W/R	CDW-G	265.11	06/21/2019
085476	06/14/2019	W/R	CLEAR FORK VALLEY LOCAL	568.40	06/21/2019
085477	06/14/2019	W/W	WISENBARGER, DEBRA	37.06	
085478	06/14/2019	W/R	HENTHORN, EMILY	250.00	06/20/2019
085479	06/14/2019	W/R	AVITA HEALTH SYSTEM	1,705.00	06/21/2019
085480	06/14/2019	W/R	HEALTHCARE BILLING SERVICES	434.83	06/19/2019
085481	06/14/2019	W/R	HARRIS, JOHN- NON 1099	80.25	06/21/2019
085482	06/14/2019	W/R	KELL ACE HARDWARE	71.58	06/20/2019
085483	06/14/2019	W/R	LAKEWOOD RACQUET CLUB	800.00	06/21/2019
085484	06/14/2019	W/R	LEX LANES	224.00	06/25/2019
085485	06/14/2019	W/W	LEXINGTON LOCAL SCHOOLS	673.25	
085486	06/14/2019	W/R	LUCAS LOCAL SCHOOL DISTRICT	1,080.00	06/19/2019
085487	06/14/2019	W/R	MARCO PHOTO	5,004.60	06/24/2019
085488	06/14/2019	W/R	ETZWILER, MEREDITH	250.00	06/21/2019
085489	06/14/2019	W/R	HAMMAN, MIKE	990.00	06/21/2019
085490	06/14/2019	W/R	MVD SPORTS	1,832.30	06/21/2019
085491	06/14/2019	W/R	NATIONWIDE CHILDRENS HOSPITAL	60,238.00	06/21/2019
085492	06/14/2019	W/W	OHIO BIRD SANCTUARY	532.00	
085493	06/14/2019	W/W	OHIO HIGH SCHOOL ATH. ASSOC.	40.00	
085494	06/14/2019	W/R	RC THERAPY SERVICES, INC.	9,384.00	06/21/2019
085495	06/14/2019	W/W	BOGGS, ROBIN	146.72	
085496	06/14/2019	W/R	HOLLOWAY, SHEILA	340.00	06/25/2019
085497	06/14/2019	W/R	SMITHFOODS, INC	2,870.01	06/25/2019
085498	06/14/2019	W/R	STOODTS MARKET	336.18	06/24/2019
085499	06/14/2019	W/R	TEAM SPORTS, INC	1,325.00	06/21/2019
085500	06/14/2019	W/R	OHIO BUREAU OF CRIMINAL IDENT.	192.25	06/21/2019
085501	06/14/2019	W/R	VOLZ, TRICIA L. NON-1099	209.96	06/25/2019
085502	06/14/2019	W/W	EICHLER, TROY	808.20	
085503	06/14/2019	W/R	TRUCK SALES & SERVICE, INC.	1,513.85	06/20/2019
085504	06/17/2019	B/R	BARTMAN, ELIMITAIZA	12.00	06/21/2019
085505	06/17/2019	B/R	HEDRICK, JAMI	21.00	06/24/2019
085506	06/17/2019	B/R	BOERSTLER, DARRELL	12.00	06/21/2019
085507	06/17/2019	B/B	STEVENS, CARLA	12.00	
085508	06/17/2019	B/B	HOUSTON, RACHEL	12.00	
085509	06/17/2019	B/R	NEY, JESSICA	12.00	06/24/2019
085510	06/17/2019	B/B	DAUGHERTY, AMANDA	12.00	
085511	06/17/2019	B/B	GLEASON, KRISTIN	12.00	
085512	06/17/2019	B/R	GREEN, TODD	12.00	06/25/2019
085513	06/17/2019	B/B	GRIFFETH, ASHLEY	12.00	
085514	06/17/2019	B/B	HAYES, JAMES	9.00	
085515	06/17/2019	B/B	MALONE, DONNALYN	12.00	
085516	06/17/2019	B/B	MILLER, MELISSA	12.00	
085517	06/17/2019	B/B	MOHN, MELODY	15.00	
085518	06/17/2019	B/R	PARR, TINA MARIE	15.00	06/24/2019

Check#	Check Date	Org Sta	Vendor Paid	Check Amount	Status Date
085519	06/17/2019	B/B	MILLER, ASHLEY	12.00	
085520	06/17/2019	B/B	PEREIRA, SONEQUA	12.00	
085521	06/17/2019	B/B	POTH, JASON & FRESCIA	12.00	
085522	06/17/2019	B/B	WOOSTER, RENEE	12.00	
085523	06/17/2019	B/B	YELTON, ANNSHALEA	12.00	
085524	06/17/2019	B/B	YOUNG-PALMER, MARY	12.00	
085525	06/17/2019	B/R	MYERS, NICHOLE	12.00	06/24/2019
085526	06/18/2019	B/R	OHIO HIGH SCHOOL ATH. ASSOC.	12,665.59	06/28/2019
085527	06/19/2019	W/R	ABC E-RATE	2,500.91	06/27/2019
085528	06/19/2019	W/R	AWARDSMITH	861.00	06/28/2019
085529	06/19/2019	W/R	COWLES, CINDY	1,669.50	06/24/2019
085530	06/19/2019	W/R	CLEVELAND CLINIC CHILDREN'S	4,086.00	06/24/2019
085531	06/19/2019	W/R	COLE DISTRIBUTING	15,718.79	06/25/2019
085532	06/19/2019	W/R	COLUMBIA GAS OF OHIO	1,729.68	06/27/2019
085533	06/19/2019	W/W	MCGINTY, DANIELLE	158.22	
085534	06/19/2019	W/R	DIRECT ENERGY BUSINESS MARKETI	2,019.06	06/25/2019
085535	06/19/2019	W/R	DRAIN PRO	400.00	06/27/2019
085536	06/19/2019	W/W	GRADY ENTERPRISES, INC.	1,064.51	
085537	06/19/2019	W/R	HD SUPPLY FACILITIES	427.42	06/27/2019
085538	06/19/2019	W/R	J & B ACCOUSTICAL	310.42	06/24/2019
085539	06/19/2019	W/W	HAYES, JAMES	388.14	
085540	06/19/2019	W/R	BROKAW, JESSICA	126.00	06/26/2019
085541	06/19/2019	W/R	KELL ACE HARDWARE	243.91	06/28/2019
085542	06/19/2019	W/R	KENS APPLIANCE REPAIR LLC	56.98	06/25/2019
085543	06/19/2019	W/R	BAZLEY, LAURIE	191.12	06/25/2019
085544	06/19/2019	W/R	MENARDS	591.98	06/28/2019
085545	06/19/2019	W/R	MVD SPORTS	715.00	06/26/2019
085546	06/19/2019	W/R	ACORN DISTRIBUTORS, INC.	1,159.49	06/25/2019
085547	06/19/2019	W/R	PIONEER MANUFACTURING	222.90	06/25/2019
085548	06/19/2019	W/R	PPG PITTSBURG PAINTS	773.76	06/24/2019
085549	06/19/2019	W/R	RUMPKE	952.67	06/26/2019
085550	06/19/2019	W/R	SHARE CORPORATION	334.37	06/26/2019
085551	06/19/2019	W/R	SHERWIN-WILLIAMS	420.48	06/27/2019
085552	06/19/2019	W/R	SIESEL DISTRIBUTING, LLC	3,091.16	06/26/2019
085553	06/19/2019	W/R	TERRACYCLE INC	63.00	06/25/2019
085554	06/19/2019	W/R	THE CENTER FOR INDIVIDUAL &	3,179.00	06/27/2019
085555	06/19/2019	W/W	CHALK, TWYLA	100.00	
085556	06/19/2019	W/R	UPS STORE	48.52	06/25/2019
085557	06/19/2019	W/R	STIMA, VICKIE	98.14	06/21/2019
085558	06/21/2019	W/W	POOF INC	330.00	
085559	06/21/2019	W/R	CBIZ BENEFITS & INSURANCE	2,750.00	06/28/2019
085560	06/21/2019	W/R	CLEARWATER SYSTEMS	69.40	06/27/2019
085561	06/21/2019	W/W	COMMONWEALTH PROMOTIONAL	808.88	
085562	06/21/2019	W/W	HAYES, JAMES	582.21	
085563	06/21/2019	W/W	FERREIRA, LEANNA	15.21	
085564	06/21/2019	W/R	RENHILL GROUP, INC.	10,114.59	06/27/2019
085565	06/21/2019	W/R	VERIZON WIRELESS	694.59	06/28/2019
085566	06/27/2019	W/W	AATSP (AMERICA ASSOC. OF	10.00	
085567	06/27/2019	W/W	ACT CUSTOMER SERVICES	24.99	
085568	06/27/2019	W/W	AMERICAN ELECTRIC POWER	21,577.83	
085569	06/27/2019	W/W	BRICKER & ECKLER LLP	3,894.00	
085570	06/27/2019	W/W	BRIDGEWAY ACADEMY	507.50	

Check#	Check Date	Org Sta	Vendor Paid	Check Amount	Status Date
085571	06/27/2019	W/W	CARDINAL RENTAL & SALES, LTD	43.68	
085572	06/27/2019	W/W	CDW-G	71.60	
085573	06/27/2019	W/W	CenturyLink	811.43	
085574	06/27/2019	W/W	BAKER, CONNIE	53.20	
085575	06/27/2019	W/W	HITE, CORTNEY	27.26	
085576	06/27/2019	W/W	EDGE DOCUMENT SOLUTIONS, LLC	669.00	
085577	06/27/2019	W/W	SPELLING OUT DYSLEXIA	200.00	
085578	06/27/2019	W/W	GIONINO'S PIZZERIA	38.00	
085579	06/27/2019	W/W	HEIFER INTERNATIONAL	170.00	
085580	06/27/2019	W/W	ITsavvy	5,511.54	
085581	06/27/2019	W/W	KELL ACE HARDWARE	19.95	
085582	06/27/2019	W/W	LARSON, KRISTI	125.00	
085583	06/27/2019	W/W	KENTOSH, KYRSTIN	25.00	
085584	06/27/2019	W/W	MANSFIELD CITY SCHOOLS	1,120.50	
085585	06/27/2019	W/W	MID-OHIO ED. SERVICE CENTER	218.00	
085586	06/27/2019	W/W	OHIO.NET INTERNET PROVIDERS	486.64	
085587	06/27/2019	W/W	KNUCKLES, RYAN	1,144.95	
085588	06/27/2019	W/W	SAM'S CLUB	24.87	
085589	06/27/2019	W/W	SC STRATEGIC SOLUTIONS LLC	222.16	
085590	06/27/2019	W/W	TRANSPORTATION ACCESSORIES CO.	1,649.88	
085591	06/27/2019	W/W	US BANK	3,083.09	
085592	06/27/2019	W/W	WAL-MART DISCOUNT CITIES	441.41	
085593	06/27/2019	W/W	POST MASTER	624.74	
085594	06/30/2019	W/W	HAYES, JAMES	582.21	
691337	06/05/2019	C/R	LEXINGTON SCHOOLS - PAYROLL	643,012.88	06/30/2019
691339	06/10/2019	M/M	GORDON FOOD SERVICE	12,720.05	
691340	06/12/2019	M/M	MEMO-S.E.R.S.	3,211.34	
691341	06/12/2019	M/M	MEMO-S.T.R.S.	7,155.50	
691342	06/20/2019	C/R	LEXINGTON SCHOOLS - PAYROLL	674,605.13	06/30/2019
691343	06/17/2019	M/M	LEXINGTON SCHOOLS - PAYROLL	17,132.32	
691344	06/19/2019	M/M	ANTHEM BENEFIT SERVICES	369,335.24	
691345	06/19/2019	M/M	LEXINGTON BOARD OF ED.	158.63	
691346	06/19/2019	M/M	MEMO-S.E.R.S.	3,091.09	
691347	06/19/2019	M/M	MEMO-S.T.R.S.	7,065.55	
691348	06/26/2019	M/M	MEMO-S.E.R.S.	44,426.00	
691349	06/26/2019	M/M	MEMO-S.T.R.S.	123,532.00	
691351	06/28/2019	T/R	LEXINGTON BOARD OF ED.	70,000.00	06/27/2019
Total Checks Issued				\$ 2,275,672.27	

TRANS NO	ITEM NO	TRANS DATE	STS	DESCRIPTION OR SOURCE	TI	FUND	RCPT	SPCC	SUBJ	DFU	TRANS AMOUNT
073927	0001	06/11/2019	A	Preschool tuition	03	001	1211	0000	000000	500	100.00
RCPT CODE SUB-TOTAL:											100.00
073895	0012	06/07/2019	A	Open Enrollment Revenue	03	001	1227	0000	000000	000	150.50
073972	0012	06/21/2019	A	Open Enrollment Revenue	03	001	1227	0000	000000	000	150.50
RCPT CODE SUB-TOTAL:											301.00
073987	0001	06/30/2019	A	Richland Bank Interest	03	001	1410	0000	000000	000	14,736.33
RCPT CODE SUB-TOTAL:											14,736.33
073912	0001	06/03/2019	A	School fees	03	001	1740	0000	000000	100	630.00
073922	0001	06/05/2019	A	school fees	03	001	1740	0000	000000	100	600.00
073898	0001	06/11/2019	B	SUMMER GYM REFUND-CHLOE	03	001	1740	0000	080999	100	100.00-
073899	0001	06/11/2019	B	SUMMER GYM REFUND-ADA	03	001	1740	0000	080999	100	100.00-
073905	0001	06/11/2019	B	FEE REFUND- LAUREL	03	001	1740	0000	000000	100	210.00-
073953	0001	06/12/2019	A	School fees	03	001	1740	0000	000000	100	410.00
073964	0001	06/13/2019	A	School fees	03	001	1740	0000	000000	100	200.00
073929	0001	06/17/2019	B	FEE REFUND	03	001	1740	0000	000000	200	12.00-
073930	0001	06/17/2019	B	FEE REFUND- EVAN	03	001	1740	0000	000000	200	21.00-
073931	0001	06/17/2019	B	FEE REFUND- AUTUMN	03	001	1740	0000	000000	200	12.00-
073932	0001	06/17/2019	B	FEE REFUND- SIERRA	03	001	1740	0000	000000	200	12.00-
073933	0001	06/17/2019	B	FEE REFUND- AMARI	03	001	1740	0000	000000	200	12.00-
073934	0001	06/17/2019	B	FEE REFUND- LANDON	03	001	1740	0000	000000	200	12.00-
073935	0001	06/17/2019	B	FEE REFUND- ISABELLA	03	001	1740	0000	000000	200	12.00-
073936	0001	06/17/2019	B	FEE REFUND- ADRIANA	03	001	1740	0000	000000	200	12.00-
073937	0001	06/17/2019	B	FEE REFUND- MASON	03	001	1740	0000	000000	200	12.00-
073938	0001	06/17/2019	B	FEE REFUND- ALEAH	03	001	1740	0000	000000	200	12.00-
073939	0001	06/17/2019	B	FEE REFUND- MEGAN	03	001	1740	0000	000000	200	9.00-
073940	0001	06/17/2019	B	FEE REFUND- JOHN	03	001	1740	0000	000000	200	12.00-
073941	0001	06/17/2019	B	FEE REFUND- GRACE	03	001	1740	0000	000000	200	12.00-
073942	0001	06/17/2019	B	FEE REFUND- SYLVIA	03	001	1740	0000	000000	200	15.00-
073943	0001	06/17/2019	B	FEE REFUND- ALEXIS	03	001	1740	0000	000000	200	15.00-
073944	0001	06/17/2019	B	FEE REFUND- JOSELYNN	03	001	1740	0000	000000	200	12.00-
073945	0001	06/17/2019	B	FEE REFUND- MARCOS	03	001	1740	0000	000000	200	12.00-
073946	0001	06/17/2019	B	FEE REFUND- MICAH	03	001	1740	0000	000000	200	12.00-
073947	0001	06/17/2019	B	FEE REFUND- SEBASTIAN	03	001	1740	0000	000000	200	12.00-
073948	0001	06/17/2019	B	FEE REFUND- JAH'LEA	03	001	1740	0000	000000	200	12.00-
073949	0001	06/17/2019	B	FEE REFUND- AIDAN	03	001	1740	0000	000000	200	12.00-
073950	0001	06/17/2019	B	FEE REFUND- ALEXANDRA	03	001	1740	0000	000000	200	12.00-
073956	0001	06/17/2019	A	School fees	03	001	1740	0000	000000	100	400.00
073957	0001	06/17/2019	A	School fees	03	001	1740	0000	000000	100	200.00

STATUS (STS) CODES:

A-RECEIPT B-REFUND OF RECEIPT V-VOID REFUND OF RECEIPT X-REDUCTION OF EXPENDITURE
 C-APPROPRIATION OR BUDGET MODIFICATIONS D-EXPENSE/SUPPLIES DISTRIBUTION F-FUND TO FUND TRANSFER

DATE: 07/01/2019
TIME: 14:43

LEXINGTON LOCAL SCHOOLS
TRANS. BY FUND/RCPT, ALL FUNDS
DATES 06/01/2019 THRU 06/30/2019
SORTED BY TRANSACTION DATE

PAGE: 2
(RECLD)

TRANS NO	ITEM NO	TRANS DATE	STS	DESCRIPTION OR SOURCE	TI	FUND	RCPT	SPCC	SUBJ	OPU	TRANS AMOUNT
073981	0001	06/20/2019	A	HS School fees	03	001	1740	0000	000000	100	350.00
073983	0001	06/27/2019	A	school fees	03	001	1740	0000	000000	100	100.00
073989	0001	06/30/2019	A	HS Fees - Pay For It	03	001	1740	0000	000000	100	0.00
073989	0002	06/30/2019	A	Central Fees - Pay For It	03	001	1740	0000	000000	400	0.00
073989	0003	06/30/2019	A	Jr High Fees - Pay For It	03	001	1740	0000	000000	400	0.00
073989	0004	06/30/2019	A	Eastern Fees - Pay For It	03	001	1740	0000	000000	400	0.00
073989	0005	06/30/2019	A	Western Fees - Pay For It	03	001	1740	0000	000000	400	0.00
RCPT CODE SUB-TOTAL:											2,204.00
073924	0001	06/07/2019	A	bldg rental	03	001	1810	0000	000000	000	488.45
RCPT CODE SUB-TOTAL:											488.45
073920	0003	06/04/2019	A	sale of books	03	001	1890	0000	000000	000	648.00
073952	0004	06/12/2019	A	BWC Lapse Free Rebate	03	001	1890	0000	000000	000	833.00
RCPT CODE SUB-TOTAL:											1,481.00
073895	0001	06/07/2019	A	Opportunity Grant	03	001	3110	0000	000000	000	301,256.44
073895	0002	06/07/2019	A	Targeted Assistance	03	001	3110	0000	000000	000	33,165.05
073895	0003	06/07/2019	A	K-3 Literacy Funding	03	001	3110	0000	000000	000	5,896.25
073895	0005	06/07/2019	A	Limited English Prof Funding	03	001	3110	0000	000000	000	120.22
073895	0006	06/07/2019	A	Gifted Education Funding	03	001	3110	0000	000000	000	4,948.01
073895	0007	06/07/2019	A	Transportation	03	001	3110	0000	000000	000	21,916.08
073895	0008	06/07/2019	A	Special Education Funding	03	001	3110	0000	000000	000	49,573.10
073895	0010	06/07/2019	A	Preschool Special Educ Funding	03	001	3110	0000	000000	000	6,660.00
073895	0011	06/07/2019	A	Special Educ Transportation	03	001	3110	0000	000000	000	1,871.36
073972	0001	06/21/2019	A	Opportunity Grant	03	001	3110	0000	000000	000	300,232.81
073972	0002	06/21/2019	A	Targeted Assistance	03	001	3110	0000	000000	000	31,959.05
073972	0003	06/21/2019	A	K-3 Literacy Funding	03	001	3110	0000	000000	000	5,839.31
073972	0005	06/21/2019	A	Limited English Prof Funding	03	001	3110	0000	000000	000	119.04
073972	0006	06/21/2019	A	Gifted Education Funding	03	001	3110	0000	000000	000	4,902.52
073972	0007	06/21/2019	A	Transportation	03	001	3110	0000	000000	000	21,916.07
073972	0008	06/21/2019	A	Special Education Funding	03	001	3110	0000	000000	000	51,747.70
073972	0010	06/21/2019	A	Preschool Special Educ Funding	03	001	3110	0000	000000	000	4,734.07
073972	0011	06/21/2019	A	Special Educ Transportation	03	001	3110	0000	000000	000	1,871.36
073972	0020	06/21/2019	A	JV71 Comm School FTE Review	03	001	3110	0000	000000	000	2,857.63
RCPT CODE SUB-TOTAL:											851,586.07
073896	0001	06/06/2019	A	RB for Real Estate -Richland	03	001	3131	0000	000000	000	295,756.95
073896	0002	06/06/2019	A	RB for Emergency Levy-Richland	03	001	3131	0000	000000	000	212,704.62
073896	0007	06/06/2019	A	2 1/2 RB for Real Estate-Richl	03	001	3131	0000	000000	000	59,917.19

STATUS (STS) CODES:

A-RECEIPT B-REFUND OF RECEIPT V-VOID REFUND OF RECEIPT X-REDUCTION OF EXPENDITURE
C-APPROPRIATION OR BUDGET MODIFICATIONS D-EXPENSE/SUPPLIES DISTRIBUTION F-FUND TO FUND TRANSFER

DATE: 07/01/2019
 TIME: 14:43

LEXINGTON LOCAL SCHOOLS
 TRANS. BY FUND/RCPT, ALL FUNDS
 DATES 06/01/2019 THRU 06/30/2019
 SORTED BY TRANSACTION DATE

PAGE: 3
 (RECLD)

TRANS NO	ITEM NO	TRANS DATE	STS	DESCRIPTION OR SOURCE	TI	FUND	RCPT	SPCC	SUBJ	OPU	TRANS AMOUNT
073896	0008	06/06/2019	A	2 1/2 RB for Emergency - Richl	03	001	3131	0000	000000	000	43,091.38
RCPT CODE SUB-TOTAL:											611,470.14
073896	0004	06/06/2019	A	Homestead Real Est - Richland	03	001	3132	0000	000000	000	113,289.60
073896	0005	06/06/2019	A	Homestead Emerg Levy-Richland	03	001	3132	0000	000000	000	81,476.43
RCPT CODE SUB-TOTAL:											194,766.03
073895	0004	06/07/2019	A	Economic Disadvanted Funding	03	001	3211	0000	000000	000	2,307.12
073972	0004	06/21/2019	A	Economic Disadvanted Funding	03	001	3211	0000	000000	000	2,398.82
RCPT CODE SUB-TOTAL:											4,705.94
073895	0009	06/07/2019	A	Career Tech Education Funding	03	001	3219	0000	000000	000	870.94
073928	0001	06/13/2019	A	Catastrophic Sp Ed Pymt FY19	03	001	3219	0000	000000	000	90,626.05
073972	0009	06/21/2019	A	Career Tech Education Funding	03	001	3219	0000	000000	000	995.01
RCPT CODE SUB-TOTAL:											92,492.00
073985	0001	06/28/2019	A	MEDICAID Recd -6/27	03	001	3300	0000	000000	000	3,719.34
RCPT CODE SUB-TOTAL:											3,719.34
FUND CODE SUB-TOTAL:											1,778,050.30
073896	0003	06/06/2019	A	RB for PI Levy - Richland	03	003	3131	0000	000000	000	26,187.76
073896	0009	06/06/2019	A	2 1/2 RB for PI Levy - Richlan	03	003	3131	0000	000000	000	5,305.65
RCPT CODE SUB-TOTAL:											31,493.41
073896	0006	06/06/2019	A	Homestead for PI Levy-Richland	03	003	3132	0000	000000	000	10,031.22
RCPT CODE SUB-TOTAL:											10,031.22
FUND CODE SUB-TOTAL:											41,524.63
073897	0001	06/11/2019	B	LUNCH ACCT REFUND-MOLLY	03	006	1512	0000	000000	100	120.00-
073897	0002	06/11/2019	B	LUNCH ACCT REFUND-SEAN	03	006	1512	0000	000000	200	11.75-
073904	0001	06/11/2019	B	LUNCH ACCT REFUND- BRIDGET	03	006	1512	0000	000000	100	62.85-
073906	0001	06/11/2019	B	LUNCH ACCT REFUND- MACY	03	006	1512	0000	000000	100	20.21-
073907	0001	06/11/2019	B	LUNCH ACCT REFUND- KATHERYN	03	006	1512	0000	000000	100	12.00-

STATUS (STS) CODES:

A-RECEIPT B-REFUND OF RECEIPT V-VOID REFUND OF RECEIPT X-REDUCTION OF EXPENDITURE
 C-APPROPRIATION OR BUDGET MODIFICATIONS D-EXPENSE/SUPPLIES DISTRIBUTION F-FUND TO FUND TRANSFER

TRANS NO	ITEM NO	TRANS DATE	STS DESCRIPTION OR SOURCE	TI FUND RCPT SPCC SUBJ	OPU	TRANS AMOUNT
073989	0006	06/30/2019	A HS Lunch - Pay For It	03 006 1512 0000 000000	100	0.00
073989	0007	06/30/2019	A Jr High Lunch - Pay For It	03 006 1512 0000 000000	200	0.00
073989	0008	06/30/2019	A Eastern Lunch - Pay For It	03 006 1512 0000 000000	300	0.00
073989	0009	06/30/2019	A Central Lunch - Pay For It	03 006 1512 0000 000000	400	0.00
073989	0010	06/30/2019	A Western Lunch - Pay For It	03 006 1512 0000 000000	500	4.00
RCPT CODE SUB-TOTAL:						222.81-
073919	0001	06/04/2019	A HS Breakfast	03 006 1890 0000 000000	000	1,330.39
RCPT CODE SUB-TOTAL:						1,330.39
073908	0001	06/12/2019	A Federal Reimb Lunch High	03 006 4120 0000 000000	100	6,644.87
073908	0002	06/12/2019	A Federal Reimb Lunch Jr High	03 006 4120 0000 000000	200	5,663.26
073908	0003	06/12/2019	A Federal Reimb Lunch Central	03 006 4120 0000 000000	400	6,280.23
073908	0004	06/12/2019	A Federal Reimb Lunch East	03 006 4120 0000 000000	300	8,121.40
073908	0005	06/12/2019	A Federal Reimb Lunch Western	03 006 4120 0000 000000	500	4,655.37
073908	0006	06/12/2019	A Fed Reimb Breakfast - High	03 006 4120 0000 000000	100	448.13
073908	0007	06/12/2019	A Federal Reimb Breakfast - Jr H	03 006 4120 0000 000000	200	400.68
073908	0008	06/12/2019	A Federal Reimb Break - Central	03 006 4120 0000 000000	400	658.29
073908	0009	06/12/2019	A Federal Reimb Break - East	03 006 4120 0000 000000	300	1,256.52
073908	0010	06/12/2019	A Federal Reimb Break - Western	03 006 4120 0000 000000	500	1,208.48
073908	0011	06/12/2019	A Preschool Milk - Western	03 006 4120 1280 000000	500	77.23
RCPT CODE SUB-TOTAL:						35,414.46
073982	0001	06/28/2019	F Transfer to Food Service Fund	08 006 5100 0000 000000	000	70,000.00
RCPT CODE SUB-TOTAL:						70,000.00
FUND CODE SUB-TOTAL:						106,522.04
073987	0004	06/30/2019	A Richland Bank Interest	03 007 1410 9100 000000	000	28.77
RCPT CODE SUB-TOTAL:						28.77
FUND CODE SUB-TOTAL:						28.77
073987	0003	06/30/2019	A Richland Bank Interest	03 007 1410 9800 000000	000	19.35
RCPT CODE SUB-TOTAL:						19.35
FUND CODE SUB-TOTAL:						19.35

STATUS (STS) CODES:

A-RECEIPT B-REFUND OF RECEIPT V-VOID REFUND OF RECEIPT X-REDUCTION OF EXPENDITURE
 C-APPROPRIATION OR BUDGET MODIFICATIONS D-EXPENSE/SUPPLIES DISTRIBUTION F-FUND TO FUND TRANSFER

TRANS NO	ITEM NO	TRANS DATE	STS	DESCRIPTION OR SOURCE	TI	FUND	RCPT	SPCC	SUBJ	OPU	TRANS AMOUNT
073900	0001	06/11/2019	B	AP TEST REFUND-JOSH	03	018	1690	9100	000000	000	70.00-
073901	0001	06/11/2019	B	AP TEST REFUND- LAUREN/ASHLEY	03	018	1690	9100	000000	000	140.00-
073902	0001	06/11/2019	B	AP TEST REFUND- EDUARDO	03	018	1690	9100	000000	000	70.00-
073903	0001	06/11/2019	B	AP TEST REFUND- OLIVIA	03	018	1690	9100	000000	000	140.00-
RCPT CODE SUB-TOTAL:											420.00-
FUND CODE SUB-TOTAL:											420.00-
073962	0001	06/17/2019	A	Casual fridays	03	018	1690	9200	000000	000	400.00
RCPT CODE SUB-TOTAL:											400.00
FUND CODE SUB-TOTAL:											400.00
073923	0001	06/05/2019	A	Yearbook comm	03	018	1820	9300	000000	000	202.92
RCPT CODE SUB-TOTAL:											202.92
FUND CODE SUB-TOTAL:											202.92
073926	0001	06/10/2019	A	yearbook comm	03	018	1630	9400	000000	000	142.12
RCPT CODE SUB-TOTAL:											142.12
073909	0001	06/03/2019	A	Kroger commission	03	018	1690	9400	000000	000	243.61
073909	0002	06/03/2019	A	Yearbook commission	03	018	1690	9400	000000	000	13.00
RCPT CODE SUB-TOTAL:											256.61
FUND CODE SUB-TOTAL:											398.73
073910	0001	06/03/2019	A	Kroger commission	03	018	1630	9500	000000	000	407.35
RCPT CODE SUB-TOTAL:											407.35
FUND CODE SUB-TOTAL:											407.35
073952	0003	06/12/2019	A	PTO Recycling-Central	03	019	1890	9121	000000	000	12.78

STATUS (STS) CODES:

A-RECEIPT B-REFUND OF RECEIPT V-VOID REFUND OF RECEIPT X-REDUCTION OF EXPENDITURE
 C-APPROPRIATION OR BUDGET MODIFICATIONS D-EXPENSE/SUPPLIES DISTRIBUTION F-FUND TO FUND TRANSFER

DATE: 07/01/2019
TIME: 14:43

LEXINGTON LOCAL SCHOOLS
TRANS. BY FUND/RCPT, ALL FUNDS
DATES 06/01/2019 THRU 06/30/2019
SORTED BY TRANSACTION DATE

PAGE: 6
(RECLD)

TRANS NO	ITEM NO	TRANS DATE	STS DESCRIPTION OR SOURCE	TI	FUND	RCPT	SPCC	SUBJ	OPU	TRANS AMOUNT	
073963	0003	06/17/2019	A PTD Recycling-Central	03	019	1890	9121	000000	000	5.14	
										RCPT CODE SUB-TOTAL:	17.92
										FUND CODE SUB-TOTAL:	17.92
073952	0001	06/12/2019	A PTD Recycling-Eastern	03	019	1890	9122	000000	000	12.79	
073963	0001	06/17/2019	A PTD Recycling-Eastern	03	019	1890	9122	000000	000	5.15	
										RCPT CODE SUB-TOTAL:	17.94
										FUND CODE SUB-TOTAL:	17.94
073952	0002	06/12/2019	A PTD Recycling-Western	03	019	1890	9123	000000	000	12.79	
073963	0002	06/17/2019	A PTD Recycling-Western	03	019	1890	9123	000000	000	5.14	
										RCPT CODE SUB-TOTAL:	17.93
										FUND CODE SUB-TOTAL:	17.93
073951	0001	06/18/2019	B REGIONAL TRACK 5/23 & 5/25/19	03	022	1615	9601	000000	000	12,665.59-	
										RCPT CODE SUB-TOTAL:	12,665.59-
										FUND CODE SUB-TOTAL:	12,665.59-
073987	0002	06/30/2019	A Richland Bank Int. 024	03	024	1410	0000	000000	000	1,980.07	
										RCPT CODE SUB-TOTAL:	1,980.07
073958	0001	06/17/2019	A Heck June Cobra	03	024	1872	0000	000000	000	2,114.31	
073966	0001	06/20/2019	A Employees' Premiums June	03	024	1872	0000	000000	000	66,224.48	
073967	0001	06/20/2019	A Board's Premiums	03	024	1872	0000	000000	000	369,335.24	
										RCPT CODE SUB-TOTAL:	437,674.03
										FUND CODE SUB-TOTAL:	439,654.10
073911	0001	06/03/2019	A Recycling	03	200	1690	9108	000000	000	36.92	

STATUS (STS) CODES:

A-RECEIPT B-REFUND OF RECEIPT V-VOID REFUND OF RECEIPT X-REDUCTION OF EXPENDITURE
C-APPROPRIATION OR BUDGET MODIFICATIONS D-EXPENSE/SUPPLIES DISTRIBUTION F-FUND TO FUND TRANSFER

TRANS NO	ITEM NO	TRANS DATE	STS	DESCRIPTION OR SOURCE	TI	FUND	RCPT	SPCC	SUBJ	OPU	TRANS AMOUNT
RCPT CODE SUB-TOTAL:											36.92
FUND CODE SUB-TOTAL:											36.92
073977	0001	06/19/2019	A	Yearbook Ad sales	03	200	1690	9119	000000	000	2,655.00
073978	0001	06/20/2019	A	Yearbook Ad sales	03	200	1690	9119	000000	000	190.00
RCPT CODE SUB-TOTAL:											2,845.00
FUND CODE SUB-TOTAL:											2,845.00
073952	0005	06/12/2019	A	Million - Informed Teens JH	03	200	1690	9612	000000	000	19.38
RCPT CODE SUB-TOTAL:											19.38
FUND CODE SUB-TOTAL:											19.38
073961	0001	06/17/2019	A	PE vending	03	300	1620	9206	000000	000	140.00
RCPT CODE SUB-TOTAL:											140.00
FUND CODE SUB-TOTAL:											140.00
073921	0001	06/05/2019	A	Softball cok/belt pymts	03	300	1690	9600	000000	000	220.00
RCPT CODE SUB-TOTAL:											220.00
073913	0001	06/04/2019	A	Track Invite fee	03	300	1890	9600	000000	712	250.00
073914	0001	06/04/2019	A	Boys BB Camp regis	03	300	1890	9600	000000	707	270.00
073915	0001	06/04/2019	A	Boys BB Camp regis	03	300	1890	9600	000000	707	30.00
073916	0001	06/04/2019	A	Girls BB Camp regis	03	300	1890	9600	000000	708	120.00
073917	0001	06/04/2019	A	Boys BB Camp regis	03	300	1890	9600	000000	707	30.00
073954	0001	06/14/2019	A	Football camp pymts	03	300	1890	9600	000000	700	1,050.00
073955	0001	06/14/2019	A	Girls BB Camp pymts	03	300	1890	9600	000000	708	1,020.00
073959	0001	06/17/2019	A	Boys Tennis Invite fee	03	300	1890	9600	000000	711	200.00
073960	0001	06/17/2019	A	Track Invite fee	03	300	1890	9600	000000	712	250.00
073980	0001	06/20/2019	A	Shirt sales	03	300	1890	9600	000000	708	25.00
073974	0002	06/21/2019	A	AAU BB Cust OT pymt	03	300	1890	9600	000000	707	886.85
073986	0001	06/27/2019	A	Football camp	03	300	1890	9600	000000	700	3,155.00

STATUS (STS) CODES:

A-RECEIPT B-REFUND OF RECEIPT V-VOID REFUND OF RECEIPT X-REDUCTION OF EXPENDITURE
 C-APPROPRIATION OR BUDGET MODIFICATIONS D-EXPENSE/SUPPLIES DISTRIBUTION F-FUND TO FUND TRANSFER

DATE: 07/01/2019
TIME: 14:43

LEXINGTON LOCAL SCHOOLS
TRANS. BY FUND/RCPT, ALL FUNDS
DATES 06/01/2019 THRU 06/30/2019
SORTED BY TRANSACTION DATE

PAGE: 8
(RECLD)

TRANS NO	ITEM NO	TRANS DATE	STS	DESCRIPTION OR SOURCE	TI	FUND	RCPT	SPCC	SUBJ	OPU	TRANS AMOUNT	
											RCPT CODE SUB-TOTAL:	5,513.15
											FUND CODE SUB-TOTAL:	5,733.15
073969	0001	06/19/2019	A	IDEA-B Revenue	03	516	4220	9019	000000	000		64,624.24
											RCPT CODE SUB-TOTAL:	64,624.24
											FUND CODE SUB-TOTAL:	64,624.24
073968	0001	06/18/2019	A	Title I Revenue	03	572	4220	9019	000000	000		11,755.35
											RCPT CODE SUB-TOTAL:	11,755.35
											FUND CODE SUB-TOTAL:	11,755.35
073976	0001	06/21/2019	A	IDEA ECSE Revenue	03	587	4220	9019	000000	000		6,539.03
											RCPT CODE SUB-TOTAL:	6,539.03
											FUND CODE SUB-TOTAL:	6,539.03
073970	0001	06/18/2019	A	Title IV-A Revenue	03	599	4220	9018	000000	000		3,400.00
073975	0001	06/21/2019	A	Title IV-A Revenue	03	599	4220	9018	000000	000		3,400.00-
											RCPT CODE SUB-TOTAL:	0.00
											FUND CODE SUB-TOTAL:	0.00
073975	0002	06/21/2019	A	Title IV-A Revenue	03	599	4220	9019	000000	000		3,400.00
											RCPT CODE SUB-TOTAL:	3,400.00
											FUND CODE SUB-TOTAL:	3,400.00
											GRAND TOTAL:	2,449,269.46

STATUS (STS) CODES:

A-RECEIPT B-REFUND OF RECEIPT V-VOID REFUND OF RECEIPT X-REDUCTION OF EXPENDITURE
C-APPROPRIATION OR BUDGET MODIFICATIONS D-EXPENSE/SUPPLIES DISTRIBUTION F-FUND TO FUND TRANSFER

	FYTD Receivable	FYTD Actual Receipts	MTD Actual Receipts	YTD Actual Receipts	FYTD Balance Receivable	FYTD Percent Received
*****TOTAL FOR FUND-SCC 001 0000 (GENERAL FUND):	24,495,508.00	24,868,804.59	1,778,050.30	13,224,391.30	373,296.59-	101.52
*****TOTAL FOR FUND-SCC 003 0000 (PERMANENT IMPROVEMENT FUND):	702,632.00	704,002.44	41,524.63	399,112.20	1,370.44-	100.20
*****TOTAL FOR FUND-SCC 006 0000 (FOOD SERVICE FUND):	755,799.00	716,979.71	106,522.04	428,199.82	38,819.29	94.86
*****TOTAL FOR FUND-SCC 007 9100 (LEXINGTON MINUTEMEN ACADEMIC SCHOLARSHIP FUND):	6,040.00	11,068.84	28.77	10,589.02	5,028.84-	183.26
*****TOTAL FOR FUND-SCC 007 9800 (TERRY McCAMMON SCHOLARSHIP FUND):	350.00	227.10	19.35	118.35	122.90	64.89
*****TOTAL FOR FUND-SCC 018 9100 (HIGH SCHOOL PRINCIPAL'S FUND):	10,628.00	9,900.97	420.00-	7,069.58	727.03	93.16
*****TOTAL FOR FUND-SCC 018 9200 (JUNIOR HIGH PRINCIPAL'S FUND):	5,233.00	5,043.78	400.00	798.00	189.22	96.38
*****TOTAL FOR FUND-SCC 018 9300 (EASTERN PRINCIPAL'S FUND):	9,609.00	7,615.26	202.92	4,733.77	1,993.74	79.25
*****TOTAL FOR FUND-SCC 018 9301 (EASTERN ELEMENTARY BOOKFAIR/BOXTOPS FUND):	6,539.00	6,893.08	0.00	3,998.62	354.08-	105.41
*****TOTAL FOR FUND-SCC 018 9302 (EASTERN ELEMENTARY MATH):	1,226.00	0.00	0.00	0.00	1,226.00	0.00

*** NOTE!! ONLY ACTIVE ACCOUNTS HAVE BEEN SELECTED, TOTALS MAY EXCLUDE AMOUNTS THAT ARE RELATED TO INACTIVE ACCOUNTS. ***

	FYTD Receivable	FYTD Actual Receipts	MTD Actual Receipts	YTD Actual Receipts	FYTD Balance Receivable	FYTD Percent Received
*****TOTAL FOR FUND-SCC 018 9303 (EASTERN RUN CLUB):	0.00	206.68	0.00	0.00	206.68-	0.00
*****TOTAL FOR FUND-SCC 018 9400 (CENTRAL PRINCIPAL'S FUND):	5,785.00	4,552.26	398.73	2,933.96	1,232.74	78.69
*****TOTAL FOR FUND-SCC 018 9401 (CENTRAL ELEMENTARY BOOKFAIR FUND):	4,548.00	3,689.26	0.00	1,241.16	858.74	81.12
*****TOTAL FOR FUND-SCC 018 9402 (CENTRAL ELEMENTARY ART):	1,415.00	1,375.00	0.00	1,375.00	40.00	97.17
*****TOTAL FOR FUND-SCC 018 9500 (WESTERN PRINCIPAL'S FUND):	6,709.00	5,889.26	407.35	2,598.01	819.74	87.78
*****TOTAL FOR FUND-SCC 018 9501 (WESTERN ELEMENTARY BOOKFAIR/BOXTOP'S FUND):	5,976.00	4,669.91	0.00	1,046.79	1,306.09	78.14
*****TOTAL FOR FUND-SCC 018 9503 (WESTERN ELEMENTARY ART):	2,455.00	2,230.00	0.00	2,230.00	225.00	90.84
*****TOTAL FOR FUND-SCC 019 9121 (CENTRAL ELEMENTARY PTO GRANTS):	1,171.00	1,171.62	17.92	95.56	0.62-	100.05
*****TOTAL FOR FUND-SCC 019 9122 (EASTERN ELEMENTARY PTO GRANTS):	1,171.00	1,171.64	17.94	95.58	0.64-	100.05
*****TOTAL FOR FUND-SCC 019 9123 (WESTERN ELEMENTARY PTO GRANTS):	1,171.00	1,863.62	17.93	787.55	692.62-	159.15

*** NOTE!! ONLY ACTIVE ACCOUNTS HAVE BEEN SELECTED, TOTALS MAY EXCLUDE AMOUNTS THAT ARE RELATED TO INACTIVE ACCOUNTS. ***

	FYTD Receivable	FYTD Actual Receipts	MTD Actual Receipts	YTD Actual Receipts	FYTD Balance Receivable	FYTD Percent Received
*****TOTAL FOR FUND-SCC 019 9218 (RICH CO FOUND-WRITE STUFF STEAM KIT):	1,172.57	1,172.57	0.00	0.00	0.00	100.00
*****TOTAL FOR FUND-SCC 019 9301 (RICH CO FOUND/SECO ROBOTICS GRANT (HEIMANN)):	15,000.00	0.00	0.00	0.00	15,000.00	0.00
*****TOTAL FOR FUND-SCC 019 9302 (RICH CO RETIRED TEACHERS ASSOC):	0.00	150.00	0.00	150.00	150.00-	0.00
*****TOTAL FOR FUND-SCC 022 9601 (OHSAA TOURNAMENT AGENCY FUND):	76,290.00	35,459.13	12,665.59-	21,122.79	40,830.87	46.48
*****TOTAL FOR FUND-SCC 024 0000 (EMPLOYEE BENEFITS FUND FOR MEDICAL/DENTAL):	4,921,275.00	4,839,357.81	439,654.10	2,663,500.22	81,917.19	98.34
*****TOTAL FOR FUND-SCC 200 9102 (HIGH SCHOOL DRAMA CLUB):	15,893.00	11,130.00	0.00	11,130.00	4,763.00	70.03
*****TOTAL FOR FUND-SCC 200 9104 (HIGH SCHOOL LEADERSHIP COUNCIL):	3,712.00	400.00	0.00	400.00	3,312.00	10.78
*****TOTAL FOR FUND-SCC 200 9105 (HIGH SCHOOL FRENCH CLUB):	184.00	45.00	0.00	45.00	139.00	24.46
*****TOTAL FOR FUND-SCC 200 9107 (HIGH SCHOOL SPANISH CLUB):	400.00	178.35	0.00	178.35	221.65	44.59
*****TOTAL FOR FUND-SCC 200 9108 (HIGH SCHOOL LED CLUB):	955.00	590.02	36.92	181.81	364.98	61.78

*** NOTE!! ONLY ACTIVE ACCOUNTS HAVE BEEN SELECTED, TOTALS MAY EXCLUDE AMOUNTS THAT ARE RELATED TO INACTIVE ACCOUNTS. ***

	FYTD Receivable	FYTD Actual Receipts	MTD Actual Receipts	YTD Actual Receipts	FYTD Balance Receivable	FYTD Percent Received
*****TOTAL FOR FUND-SCC 200 9114 (HIGH SCHOOL STUDENT COUNCIL FUND):	958.00	2,490.09	0.00	1,840.82	1,532.09-	259.93
*****TOTAL FOR FUND-SCC 200 9115 (HIGH SCHOOL KEY CLUB):	436.00	455.00	0.00	205.00	19.00-	104.36
*****TOTAL FOR FUND-SCC 200 9119 (HIGH SCHOOL YEARBOOK FUND):	13,323.00	16,580.00	2,845.00	5,370.00	3,257.00-	124.45
*****TOTAL FOR FUND-SCC 200 9121 (HIGH SCHOOL NATIONAL HONOR SOCIETY):	1,590.00	2,518.00	0.00	462.00	928.00-	158.36
*****TOTAL FOR FUND-SCC 200 9201 (JUNIOR HIGH ART CLUB):	96.00	56.20	0.00	0.00	39.80	58.54
*****TOTAL FOR FUND-SCC 200 9204 (JUNIOR HIGH STUDENT COUNCIL FUND):	1,686.00	1,217.35	0.00	557.50	468.65	72.20
*****TOTAL FOR FUND-SCC 200 9301 (EASTERN ELEMENTARY STUDENT ACTIVITY FUND):	2,225.00	1,472.05	0.00	997.70	752.95	66.16
*****TOTAL FOR FUND-SCC 200 9302 (EASTERN ELEMENTARY ROBOTICS FUND):	0.00	855.00	0.00	420.00	855.00-	0.00
*****TOTAL FOR FUND-SCC 200 9611 (HIGH SCHOOL INFORMED TEENS FUND):	1,402.00	0.00	0.00	0.00	1,402.00	0.00
*****TOTAL FOR FUND-SCC 200 9612 (JUNIOR HIGH INFORMED TEENS FUND):	736.00	1,468.94	19.38	1,461.44	732.94-	199.58

*** NOTE!! ONLY ACTIVE ACCOUNTS HAVE BEEN SELECTED, TOTALS MAY EXCLUDE AMOUNTS THAT ARE RELATED TO INACTIVE ACCOUNTS. ***

	FYTD Receivable	FYTD Actual Receipts	MTD Actual Receipts	YTD Actual Receipts	FYTD Balance Receivable	FYTD Percent Received
*****TOTAL FOR FUND-SCC 300 9115 (JAZZ BAND):	528.00	0.00	0.00	0.00	528.00	0.00
*****TOTAL FOR FUND-SCC 300 9116 (CHOIR):	200.00	75.00	0.00	75.00	125.00	37.50
*****TOTAL FOR FUND-SCC 300 9206 (JUNIOR HIGH PHYS ED DEPARTMENT FUND):	2,910.00	2,785.00	140.00	1,235.00	125.00	95.70
*****TOTAL FOR FUND-SCC 300 9600 (ATHLETIC FUND):	227,988.00	209,358.59	5,733.15	60,210.99	18,629.41	91.83
*****TOTAL FOR FUND-SCC 300 9601 (ATHLETIC CAPITAL FUND):	26,000.00	13,000.00	0.00	0.00	13,000.00	50.00
*****TOTAL FOR FUND-SCC 300 9603 (ELEMENTARY MUSIC):	276.00	388.00	0.00	388.00	112.00-	140.58
*****TOTAL FOR FUND-SCC 451 9019 (Network Connectivity FY 2019):	9,000.00	9,000.00	0.00	4,500.00	0.00	100.00
*****TOTAL FOR FUND-SCC 499 9018 (SECONDARY TRANSITION ENHANCEMENT FUND):	1,171.00	1,171.00	0.00	0.00	0.00	100.00
*****TOTAL FOR FUND-SCC 499 9019 (SCHOOL SAFETY GRANT):	13,136.25	13,136.25	0.00	0.00	0.00	100.00
*****TOTAL FOR FUND-SCC 516 9018 (IDEA-B SPECIAL EDUCATION FY18):	85,890.06	86,225.54	0.00	0.00	335.48-	100.39

*** NOTE!! ONLY ACTIVE ACCOUNTS HAVE BEEN SELECTED, TOTALS MAY EXCLUDE AMOUNTS THAT ARE RELATED TO INACTIVE ACCOUNTS. ***

JS

	FYTD Receivable	FYTD Actual Receipts	MTD Actual Receipts	YTD Actual Receipts	FYTD Balance Receivable	FYTD Percent Received
*****TOTAL FOR FUND-SCC 516 9019 (IDEA-B SPECIAL EDUCATION FY19):	561,089.77	446,052.39	64,624.24	303,566.11	115,037.38	79.50
*****TOTAL FOR FUND-SCC 572 9018 (TITLE I FY18):	49,793.26	51,049.39	0.00	0.00	1,256.13-	102.52
*****TOTAL FOR FUND-SCC 572 9019 (TITLE I FY19):	270,922.45	234,158.34	11,755.35	157,915.26	36,764.11	86.43
*****TOTAL FOR FUND-SCC 587 9018 (EARLY CHILDHOOD SPECIAL EDUCATION IDEA FY18):	515.19	515.19	0.00	0.00	0.00	100.00
*****TOTAL FOR FUND-SCC 587 9019 (EARLY CHILDHOOD SPECIAL EDUCATION IDEA FY19):	28,685.67	17,153.17	6,539.03	13,315.18	11,532.50	59.80
*****TOTAL FOR FUND-SCC 590 9019 (TITLE II-A IMPROVING TEACHER QUALITY FY19):	55,035.92	55,035.92	0.00	35,253.67	0.00	100.00
*****TOTAL FOR FUND-SCC 599 9019 (TITLE IV):	26,113.30	11,639.00	3,400.00	3,928.00	14,474.30	44.57
*****GRAND TOTALS:	32,440,553.44	32,423,693.31	2,449,269.46	17,379,824.11	16,860.13	99.95

*** NOTE!! ONLY ACTIVE ACCOUNTS HAVE BEEN SELECTED, TOTALS MAY EXCLUDE AMOUNTS THAT ARE RELATED TO INACTIVE ACCOUNTS. ***

LEXINGTON LOCAL SCHOOLS
 Appropriation Account Summary
 SORTED BY FUND-SCC/ACCT

FYTD Appropriated	Prior FY Carryover Encumbrances	FYTD Expendable	FYTD Actual Expenditures	MTD Actual Expenditures	Current + Future Encumbrances	FYTD Remaining Balance	FYTD Percent Exp/Enc
*****TOTAL FOR FUND-SCC 001 0000 (GENERAL FUND):							
25,276,089.00	46,429.80	25,322,518.80	25,019,245.54	2,285,930.73	142,760.76	160,512.50	99.37
*****TOTAL FOR FUND-SCC 003 0000 (PERMANENT IMPROVEMENT FUND):							
740,828.27	6,555.13	747,383.40	683,744.24	0.00	0.00	63,639.16	91.49
*****TOTAL FOR FUND-SCC 006 0000 (FOOD SERVICE FUND):							
760,280.38	366.83	760,647.21	724,219.43	64,038.40	2,310.43	34,117.35	95.51
*****TOTAL FOR FUND-SCC 007 9100 (LEXINGTON MINUTEMEN ACADEMIC SCHOLARSHIP FUND):							
8,000.00	500.00	8,500.00	6,300.00	0.00	0.00	2,200.00	74.12
*****TOTAL FOR FUND-SCC 007 9800 (TERRY McCAMMON SCHOLARSHIP FUND):							
500.00	0.00	500.00	500.00	0.00	0.00	0.00	100.00
*****TOTAL FOR FUND-SCC 018 9100 (HIGH SCHOOL PRINCIPAL'S FUND):							
11,462.00	0.00	11,462.00	10,045.17	0.00	168.40	1,248.43	89.11
*****TOTAL FOR FUND-SCC 018 9200 (JUNIOR HIGH PRINCIPAL'S FUND):							
4,340.00	2,380.00	6,720.00	5,814.49	2,380.00	0.00	905.51	86.53
*****TOTAL FOR FUND-SCC 018 9300 (EASTERN PRINCIPAL'S FUND):							
12,196.30	827.80	13,024.10	8,706.51	262.71	0.00	4,317.59	66.85
*****TOTAL FOR FUND-SCC 018 9301 (EASTERN ELEMENTARY BOOKFAIR/BOXTOPS FUND):							
7,980.70	0.00	7,980.70	7,875.40	0.00	0.00	105.30	98.68
*****TOTAL FOR FUND-SCC 018 9302 (EASTERN ELEMENTARY MATH):							
1,010.00	0.00	1,010.00	367.78	0.00	150.00	492.22	51.27

*** NOTE!! ONLY ACTIVE ACCOUNTS HAVE BEEN SELECTED, TOTALS MAY EXCLUDE AMOUNTS THAT ARE RELATED TO INACTIVE ACCOUNTS. ***

LEXINGTON LOCAL SCHOOLS
 Appropriation Account Summary
 SORTED BY FUND-SCC/ACCT

FYTD Appropriated	Prior FY Carryover Encumbrances	FYTD Expendable	FYTD Actual Expenditures	MTD Actual Expenditures	Current + Future Encumbrances	FYTD Remaining Balance	FYTD Percent Exp/Enc
*****TOTAL FOR FUND-SCC 018 9400 (CENTRAL PRINCIPAL'S FUND):							
5,121.00	437.96	5,558.96	4,092.62	696.22	1,398.34	68.00	98.78
*****TOTAL FOR FUND-SCC 018 9401 (CENTRAL ELEMENTARY BOOKFAIR FUND):							
5,937.00	0.00	5,937.00	2,889.64	0.00	0.00	3,047.36	48.67
*****TOTAL FOR FUND-SCC 018 9402 (CENTRAL ELEMENTARY ART):							
1,096.00	0.00	1,096.00	893.63	665.00	0.00	202.37	81.54
*****TOTAL FOR FUND-SCC 018 9500 (WESTERN PRINCIPAL'S FUND):							
5,039.00	473.51	5,512.51	2,893.48	366.00	1,310.00	1,309.03	76.25
*****TOTAL FOR FUND-SCC 018 9501 (WESTERN ELEMENTARY BOOKFAIR/BOXTOPS FUND):							
6,474.00	0.00	6,474.00	4,403.32	0.00	0.00	2,070.68	68.02
*****TOTAL FOR FUND-SCC 018 9503 (WESTERN ELEMENTARY ART):							
1,918.00	0.00	1,918.00	1,676.00	0.00	0.00	242.00	87.38
*****TOTAL FOR FUND-SCC 018 9901 (JUNIOR HIGH TEACHER ADVISORY FUND):							
109.25	0.00	109.25	0.00	0.00	0.00	109.25	0.00
*****TOTAL FOR FUND-SCC 019 9121 (CENTRAL ELEMENTARY PTO GRANTS):							
1,324.65	250.00	1,574.65	600.60	0.00	0.00	974.05	38.14
*****TOTAL FOR FUND-SCC 019 9122 (EASTERN ELEMENTARY PTO GRANTS):							
1,547.22	0.00	1,547.22	268.22	0.00	0.00	1,279.00	17.34
*****TOTAL FOR FUND-SCC 019 9123 (WESTERN ELEMENTARY PTO GRANTS):							
4,707.40	0.00	4,707.40	3,970.20	2,598.17	423.13	314.07	93.33

*** NOTE!! ONLY ACTIVE ACCOUNTS HAVE BEEN SELECTED, TOTALS MAY EXCLUDE AMOUNTS THAT ARE RELATED TO INACTIVE ACCOUNTS. ***

LEXINGTON LOCAL SCHOOLS
 Appropriation Account Summary
 SORTED BY FUND-SCC/ACCT

FYTD Appropriated	Prior FY Carryover Encumbrances	FYTD Expendable	FYTD Actual Expenditures	MTD Actual Expenditures	Current + Future Encumbrances	FYTD Remaining Balance	FYTD Percent Exp/Enc
*****TOTAL FOR FUND-SCC 019 9200 (RICHLAND COUNTY FOUNDATION GRANT PLAYGROUND):							
200.00	0.00	200.00	0.00	0.00	0.00	200.00	0.00
*****TOTAL FOR FUND-SCC 019 9218 (RICH CO FOUND-WRITE STUFF STEAM KIT):							
1,172.57	0.00	1,172.57	1,119.64	383.63	0.00	52.93	95.49
*****TOTAL FOR FUND-SCC 019 9301 (RICH CO FOUND/SECO ROBOTICS GRANT (HEIMANN)):							
15,600.00	0.00	15,600.00	568.28	0.00	0.00	15,031.72	3.64
*****TOTAL FOR FUND-SCC 022 9601 (OHSAA TOURNAMENT AGENCY FUND):							
74,027.00	246.56	74,273.56	42,027.37	5,561.47	0.00	32,246.19	56.58
*****TOTAL FOR FUND-SCC 024 0000 (EMPLOYEE BENEFITS FUND FOR MEDICAL/DENTAL):							
5,209,905.00	0.00	5,209,905.00	5,202,354.32	434,163.03	0.00	7,550.68	99.86
*****TOTAL FOR FUND-SCC 200 9101 (HIGH SCHOOL ART CLUB):							
93.76	0.00	93.76	0.00	0.00	0.00	93.76	0.00
*****TOTAL FOR FUND-SCC 200 9102 (HIGH SCHOOL DRAMA CLUB):							
14,916.00	5,110.00	20,026.00	16,457.72	48.52	750.00	2,818.28	85.93
*****TOTAL FOR FUND-SCC 200 9103 (HIGH SCHOOL MATH CLUB):							
52.70	0.00	52.70	0.00	0.00	0.00	52.70	0.00
*****TOTAL FOR FUND-SCC 200 9104 (HIGH SCHOOL LEADERSHIP COUNCIL):							
3,656.00	0.00	3,656.00	222.77	0.00	0.00	3,433.23	6.09
*****TOTAL FOR FUND-SCC 200 9105 (HIGH SCHOOL FRENCH CLUB):							
107.00	0.00	107.00	0.00	0.00	0.00	107.00	0.00

*** NOTE!! ONLY ACTIVE ACCOUNTS HAVE BEEN SELECTED, TOTALS MAY EXCLUDE AMOUNTS THAT ARE RELATED TO INACTIVE ACCOUNTS. ***

LEXINGTON LOCAL SCHOOLS
 Appropriation Account Summary
 SORTED BY FUND-SCC/ACCT

FYTD Appropriated	Prior FY Carryover Encumbrances	FYTD Expendable	FYTD Actual Expenditures	MTD Actual Expenditures	Current + Future Encumbrances	FYTD Remaining Balance	FYTD Percent Exp/Enc
*****TOTAL FOR FUND-SCC 200 9107 (HIGH SCHOOL SPANISH CLUB):							
483.00	0.00	483.00	265.89	130.00	50.00	167.11	65.40
*****TOTAL FOR FUND-SCC 200 9108 (HIGH SCHOOL LEO CLUB):							
2,009.00	0.00	2,009.00	519.80	0.00	0.00	1,489.20	25.87
*****TOTAL FOR FUND-SCC 200 9114 (HIGH SCHOOL STUDENT COUNCIL FUND):							
2,276.86	0.00	2,276.86	850.03	123.58	0.00	1,426.83	37.33
*****TOTAL FOR FUND-SCC 200 9115 (HIGH SCHOOL KEY CLUB):							
1,232.00	117.79	1,349.79	996.59	0.00	0.00	353.20	73.83
*****TOTAL FOR FUND-SCC 200 9116 (HIGH SCHOOL CHESS CLUB):							
321.00	0.00	321.00	0.00	0.00	0.00	321.00	0.00
*****TOTAL FOR FUND-SCC 200 9119 (HIGH SCHOOL YEARBOOK FUND):							
17,251.68	9,136.66	26,388.34	19,980.78	0.00	4,128.14	2,279.42	91.36
*****TOTAL FOR FUND-SCC 200 9120 (HIGH SCHOOL JOURNALISM FUND):							
165.00	0.00	165.00	0.00	0.00	0.00	165.00	0.00
*****TOTAL FOR FUND-SCC 200 9121 (HIGH SCHOOL NATIONAL HONOR SOCIETY):							
2,563.06	0.00	2,563.06	2,563.06	45.38	0.00	0.00	100.00
*****TOTAL FOR FUND-SCC 200 9201 (JUNIOR HIGH ART CLUB):							
481.13	0.00	481.13	0.00	0.00	0.00	481.13	0.00
*****TOTAL FOR FUND-SCC 200 9204 (JUNIOR HIGH STUDENT COUNCIL FUND):							
1,424.66	0.00	1,424.66	1,104.66	0.00	180.00	140.00	90.17

*** NOTE!! ONLY ACTIVE ACCOUNTS HAVE BEEN SELECTED, TOTALS MAY EXCLUDE AMOUNTS THAT ARE RELATED TO INACTIVE ACCOUNTS. ***

LEXINGTON LOCAL SCHOOLS
 Appropriation Account Summary
 SORTED BY FUND-SCC/ACCT

FYTD Appropriated	Prior FY Carryover Encumbrances	FYTD Expendable	FYTD Actual Expenditures	MTD Actual Expenditures	Current + Future Encumbrances	FYTD Remaining Balance	FYTD Percent Exp/Enc
*****TOTAL FOR FUND-SCC 200 9205 (JUNIOR HIGH LIBRARY CLUB):							
77.65	0.00	77.65	0.00	0.00	0.00	77.65	0.00
*****TOTAL FOR FUND-SCC 200 9301 (EASTERN ELEMENTARY STUDENT ACTIVITY FUND):							
1,764.00	0.00	1,764.00	1,420.68	0.00	0.00	343.32	80.54
*****TOTAL FOR FUND-SCC 200 9302 (EASTERN ELEMENTARY ROBOTICS FUND):							
500.00	0.00	500.00	204.05	0.00	0.00	295.95	40.81
*****TOTAL FOR FUND-SCC 200 9611 (HIGH SCHOOL INFORMED TEENS FUND):							
1,454.00	0.00	1,454.00	0.00	0.00	0.00	1,454.00	0.00
*****TOTAL FOR FUND-SCC 200 9612 (JUNIOR HIGH INFORMED TEENS FUND):							
1,400.60	0.00	1,400.60	1,400.60	0.00	0.00	0.00	100.00
*****TOTAL FOR FUND-SCC 300 9115 (JAZZ BAND):							
649.00	0.00	649.00	375.00	0.00	0.00	274.00	57.78
*****TOTAL FOR FUND-SCC 300 9116 (CHOIR):							
1,302.20	0.00	1,302.20	92.00	0.00	0.00	1,210.20	7.06
*****TOTAL FOR FUND-SCC 300 9206 (JUNIOR HIGH PHYS ED DEPARTMENT FUND):							
2,453.00	0.00	2,453.00	1,950.27	0.00	0.00	502.73	79.51
*****TOTAL FOR FUND-SCC 300 9600 (ATHLETIC FUND):							
222,500.00	8,272.86	230,772.86	229,445.17	5,156.30	0.00	1,327.69	99.42
*****TOTAL FOR FUND-SCC 300 9602 (ORCHESTRA):							
63.22	0.00	63.22	0.00	0.00	0.00	63.22	0.00

*** NOTE!! ONLY ACTIVE ACCOUNTS HAVE BEEN SELECTED, TOTALS MAY EXCLUDE AMOUNTS THAT ARE RELATED TO INACTIVE ACCOUNTS. ***

LEXINGTON LOCAL SCHOOLS
 Appropriation Account Summary
 SORTED BY FUND-SCC/ACCT

FYTD Appropriated	Prior FY Carryover Encumbrances	FYTD Expendable	FYTD Actual Expenditures	MTD Actual Expenditures	Current + Future Encumbrances	FYTD Remaining Balance	FYTD Percent Exp/Enc
*****TOTAL FOR FUND-SCC 300 9603 (ELEMENTARY MUSIC):							
1,552.00	0.00	1,552.00	179.84	0.00	0.00	1,372.16	11.59
*****TOTAL FOR FUND-SCC 300 9605 (BAND):							
232.95	0.00	232.95	0.00	0.00	0.00	232.95	0.00
*****TOTAL FOR FUND-SCC 451 9019 (Network Connectivity FY 2019):							
9,000.00	0.00	9,000.00	9,000.00	0.00	0.00	0.00	100.00
*****TOTAL FOR FUND-SCC 499 9018 (SECONDARY TRANSITION ENHANCEMENT FUND):							
0.00	1,171.00	1,171.00	1,171.00	0.00	0.00	0.00	100.00
*****TOTAL FOR FUND-SCC 499 9019 (SCHDOL SAFETY GRANT):							
13,136.25	0.00	13,136.25	13,136.25	0.00	0.00	0.00	100.00
*****TOTAL FOR FUND-SCC 516 9018 (IDEA-B SPECIAL EDUCATION FY18):							
13,319.26	27,325.14	40,644.40	40,644.40	0.00	0.00	0.00	100.00
*****TOTAL FOR FUND-SCC 516 9019 (IDEA-B SPECIAL EDUCATION FY19):							
560,754.29	0.00	560,754.29	486,500.89	65,564.88	13,279.90	60,973.50	89.13
*****TOTAL FOR FUND-SCC 572 9018 (TITLE I FY18):							
34,567.08	378.00	34,945.08	34,945.08	0.00	0.00	0.00	100.00
*****TOTAL FOR FUND-SCC 572 9019 (TITLE I FY19):							
269,666.32	0.00	269,666.32	245,499.61	19,573.36	0.00	24,166.71	91.04
*****TOTAL FOR FUND-SCC 587 9018 (EARLY CHILDHOOD SPECIAL EDUCATION IDEA FY18):							
4,410.28-	4,410.28	0.00	0.00	0.00	0.00	0.00	0.00

*** NOTE!! ONLY ACTIVE ACCOUNTS HAVE BEEN SELECTED, TOTALS MAY EXCLUDE AMOUNTS THAT ARE RELATED TO INACTIVE ACCOUNTS. ***

LEXINGTON LOCAL SCHOOLS
 Appropriation Account Summary
 SORTED BY FUND-SCC/ACCT

FYTD Appropriated	Prior FY Carryover Encumbrances	FYTD Expendable	FYTD Actual Expenditures	MTD Actual Expenditures	Current + Future Encumbrances	FYTD Remaining Balance	FYTD Percent Exp/Enc
*****TOTAL FOR FUND-SCC 587 9019 (EARLY CHILDHOOD SPECIAL EDUCATION IDEA FY19):							
28,685.67	0.00	28,685.67	24,700.06	12,546.89	0.00	3,985.61	86.11
*****TOTAL FOR FUND-SCC 590 9019 (TITLE II-A IMPROVING TEACHER QUALITY FY19):							
55,035.92	0.00	55,035.92	55,035.92	0.00	0.00	0.00	100.00
*****TOTAL FOR FUND-SCC 599 9018 (TITLE IV):							
3,400.00-	3,400.00	0.00	0.00	0.00	0.00	0.00	0.00
*****TOTAL FOR FUND-SCC 599 9019 (TITLE IV):							
26,113.30	0.00	26,113.30	11,639.00	0.00	0.00	14,474.30	44.57
*****GRAND TOTALS:							
33,440,314.02	117,789.32	33,558,103.34	32,934,877.00	2,900,234.27	166,909.10	456,317.24	98.64

*** NOTE!! ONLY ACTIVE ACCOUNTS HAVE BEEN SELECTED, TOTALS MAY EXCLUDE AMOUNTS THAT ARE RELATED TO INACTIVE ACCOUNTS. ***