

LEXINGTON LOCAL SCHOOLS



FINANCIAL REPORT
FOR THE PERIOD ENDING
JANUARY 31, 2024

PREPARED BY
JASON WHITESEL, TREASURER/CFO

Gross Depository Balances:

Richland Bank MMA 5719	\$63,847.05
Richland Bank Sweep Acct 3520	\$1,218,978.12
Richland Bank General Acct 0580	\$300,000.00
Richland Bank Anthem Sweep 3523	\$435,760.88
Richland Bank EE Benefits 3180	\$0.00
Richland Bank Payroll Acct 9780	\$29,028.64
Richland Bank Athletic Acct 3280	\$1,835.00

Total Depository Balances (Gross) \$2,049,449.69

Adjustments to Bank Balance:

Cash in Transit to Bank	\$6,400.00
Outstanding Checks	(\$306,704.64)
Adjustments:	
Vision Adjustment	\$21.86
Municipal Income Tax Deduction	(\$1,064.89)

Total Adjustments to Bank Balance (\$301,347.67)

Investments:

Treasury Bonds and Notes	\$3,703,737.21
Certificate of Deposits	\$3,073,107.82
Other Securities	\$0.00
Other Investments:	
Richland Bank MMA 5750	\$73,902.30
Richland Bank MMA R252	\$778,507.00

Total Investments \$7,629,254.33

Cash on Hand:

Petty Cash:	
Treasurer's Office	\$100.00
High School	\$50.00
Junior High School	\$50.00
Eastern, Central, Western	\$100.00
Change Cash:	
Athletic Change	\$3,000.00
Cafeteria Change	\$276.00
Junior High School Change	\$100.00
Central Change	\$100.00
Cash with Fiscal Agent	\$0.00

Total Cash on Hand \$3,776.00

Total Balances \$9,381,132.35

Total Fund Balance \$9,381,132.35

January 01, 2024 through January 31, 2024

Account Name : Lexington Local SD Managing Agency

Account No : 5750

Summary Of Investment Holdings

Shares or Par Value	Investment Category		Avg Unit Cost	Cost Basis	Unit Price	Market Value	Estimated Ann Inc	Current Yield
<u>Money Markets - Taxable</u>								
73,902.3	Northern Instl Government Select Portfolio		1.00	73,902.30	1.00	73,902.30	3,850.31	5.21%
Totals				73,902.30		73,902.30	3,850.31	5.21%
<u>Marketable CDs</u>								
100,000	Border State Bank	1.100%	03/27/2024	100.00	100,000.00	99.37	99,365.86	1,100.00 1.11%
200,000	Jpmorgan Chase Bk N A	4.700%	04/30/2024	100.00	200,000.00	99.86	199,712.10	9,400.00 4.71%
248,000	Live Oak Banking Company	1.250%	09/13/2024	100.00	248,000.00	97.74	242,391.49	3,100.00 1.28%
200,000	Industrial & Com Bank 0.3	0.350%	02/11/2025	100.00	200,000.00	95.55	191,108.24	700.00 0.37%
150,000	Barclays Bk Del	2.950%	05/12/2025	100.00	150,000.00	97.79	146,682.98	4,425.00 3.02%
248,000	Goldman Sachs Bk USA	0.800%	08/18/2025	100.00	248,000.00	94.30	233,874.68	1,984.00 0.85%
200,000	First Ctznz Bk & Tr Co Rale	4.700%	10/28/2025	100.00	200,000.00	100.16	200,311.17	9,400.00 4.69%
200,000	Morgan Stanley Private Bk N	4.050%	09/30/2026	100.00	200,000.00	98.87	197,739.00	8,100.00 4.10%
200,000	Morgan Stanley Bk N A	4.850%	10/30/2026	100.00	200,000.00	100.13	200,255.98	9,700.00 4.84%
248,000	Somerset Tr Co Pa	4.350%	01/13/2027	100.00	248,000.00	100.01	248,023.96	10,788.00 4.35%
200,000	First Bank Chicago	5.000%	05/07/2027	100.00	200,000.00	100.20	200,404.64	10,000.00 4.99%
243,000	Bankers Bk Madison WI	4.250%	11/24/2027	100.00	243,000.00	100.56	244,353.42	10,327.50 4.23%
243,000	Discover Bk	4.400%	04/17/2028	100.04	243,107.82	101.30	246,152.85	10,692.00 4.34%
243,000	Bmo Harris Bk Natl Assn Chi	4.500%	05/16/2028	100.00	243,000.00	101.72	247,167.91	10,935.00 4.42%
150,000	United Fid Bk Fsb Evansvile	4.500%	06/29/2028	100.00	150,000.00	104.34	156,507.29	6,750.00 4.31%
Totals				3,073,107.82		3,054,051.57	107,401.50	3.52%
<u>U.S. Treasury Bills</u>								
300,000	United States Treas Bills		02/22/2024	95.15	285,455.17	99.69	299,079.94	15,265.04 5.10%
Totals				285,455.17		299,079.94	15,265.04	5.10%
<u>U.S. Treasury Bds/Nts</u>								
300,000	United States Treas Nts	3.250%	06/30/2027	98.00	294,000.00	97.73	293,191.41	9,750.00 3.33%
Totals				294,000.00		293,191.41	9,750.00	3.33%

January 01, 2024 through January 31, 2024

Account Name : Lexington Local SD Managing Agency

Account No : 5750

Summary Of Investment Holdings

Shares or Par Value	Investment Category			Avg Unit Cost	Cost Basis	Unit Price	Market Value	Estimated Current Ann Inc	Current Yield
<u>U.S. Govt Agv-Exempt State</u>									
200,000	Federal Home Loan Banks	0.220%	05/24/2024	100.00	200,000.00	98.44	196,878.28	440.00	0.22%
200,000	Federal Home Loan Banks	1.000%	07/19/2024	100.00	200,000.00	98.08	196,166.26	2,000.00	1.02%
200,000	Federal Farm Cr Bks	0.430%	10/15/2024	100.00	200,000.00	96.83	193,654.68	860.00	0.44%
250,000	Federal Home Loan Banks	2.000%	12/17/2024	100.05	250,115.54	97.22	243,057.33	5,000.00	2.06%
200,000	Federal Home Loan Banks	0.500%	09/10/2025	100.00	200,000.00	93.84	187,680.81	1,000.00	0.53%
200,000	Federal Home Loan Banks	0.500%	11/12/2025	100.00	200,000.00	93.13	186,261.36	1,000.00	0.54%
200,000	Federal Home Loan Banks	1.000%	03/30/2026	100.00	200,000.00	92.83	185,668.94	2,000.00	1.08%
200,000	Federal Farm Cr Bks	4.400%	06/22/2026	100.19	200,388.23	99.10	198,197.23	8,800.00	4.44%
300,000	Federal Home Loan Banks	1.125%	09/29/2026	100.08	300,228.27	92.00	276,011.99	3,375.00	1.22%
250,000	Federal Home Loan Banks	1.300%	11/24/2026	99.88	249,687.50	92.00	230,012.22	3,250.00	1.41%
Totals					2,200,419.54		2,093,589.10	27,725.00	1.32%
<u>U.S. Govt Agv-Non-Ex St-Int Only</u>									
200,000	Federal Home Ln Mtg Corp	3.200%	05/16/2025	100.00	200,000.00	98.32	196,648.60	6,400.00	3.25%
225,000	Federal Natl Mtg Assn	0.650%	07/30/2025	99.95	224,887.50	94.61	212,867.46	1,462.50	0.69%
300,000	Federal Farm Cr Bks	5.300%	10/19/2026	99.73	299,175.00	99.99	299,976.45	15,900.00	5.30%
200,000	Federal Home Ln Mtg Corp	5.000%	09/30/2027	99.90	199,800.00	99.77	199,541.84	10,000.00	5.01%
Totals					923,862.50		909,034.35	33,762.50	3.71%
Total Investments					6,850,747.33		6,722,848.67	197,754.35	2.94%
Plus Net Cash							0.00		
Total Market Value							6,722,848.67		

Gain or Loss amounts and transactions, as shown, may not reflect the amount to be used for income tax purposes.

January 01, 2024 through January 31, 2024

Account Name : Lexington Local SD Bond Acct Man Agcy

Account No : R252

Summary Of Investment Holdings

Shares or Par Value	Investment Category	Avg Unit Cost	Cost Basis	Unit Price	Market Value	Estimated Current Ann Inc	Current Yield
Money Markets - Taxable							
778,507	Northern Instl Government Select Portfolio	1.00	778,507.00	1.00	778,507.00	40,560.21	5.21%
<i>Totals</i>			778,507.00		778,507.00	40,560.21	5.21%
<i>Total Investments</i>			778,507.00		778,507.00	40,560.21	5.21%
<i>Plus Net Cash</i>					0.00		
<i>Total Market Value</i>					778,507.00		

Gain or Loss amounts and transactions, as shown, may not reflect the amount to be used for income tax purposes.

LEXINGTON LOCAL SCHOOLS
INVESTMENT REPORT FOR THE MONTH ENDING
JANUARY 31, 2024

INTEREST EARNED:	THIS MONTH	FISCAL YEAR TO DATE
Richland Bank, General Sweep	\$1,155.07	\$20,378.57
Richland Bank, General MMA	\$1,066.52	\$46,659.55
Richland Bank, Anthem Sweep	\$636.22	\$6,597.78
Star Ohio	\$0.00	\$0.00
CDs, Bonds, and other investments	\$10,555.60	\$98,245.50
TOTAL INTEREST RECEIVED	\$13,413.41	\$171,881.40

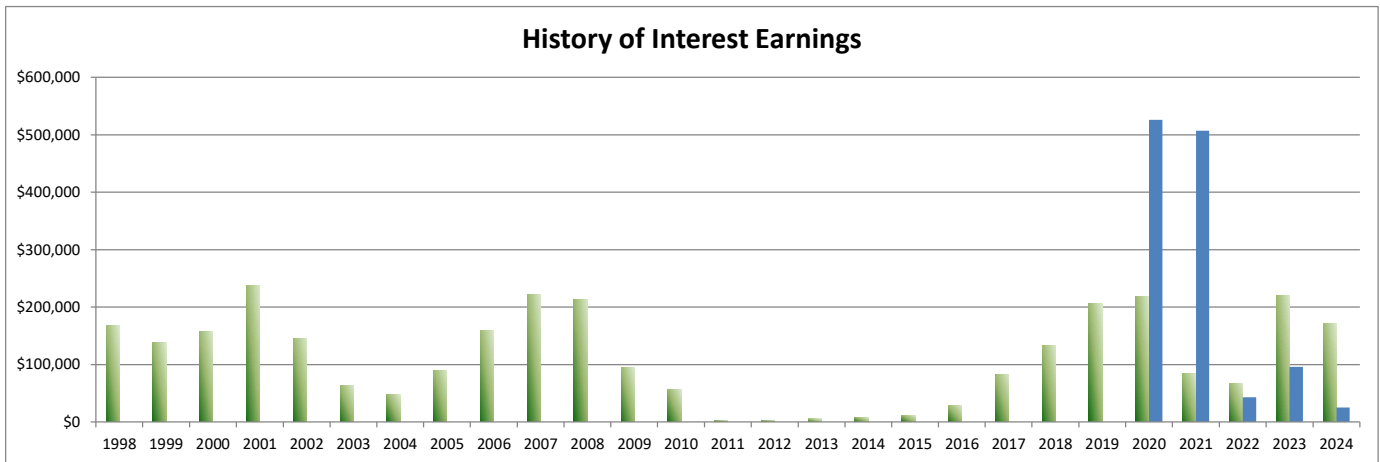
INTEREST EARNED (LEX BOND ACCT)	THIS MONTH	FISCAL YEAR TO DATE
Richland Bank, General Sweep	\$0.00	\$0.00
Richland Bank, General MMA	\$0.00	\$0.00
Richland Bank, Anthem Sweep	\$0.00	\$0.00
Star Ohio	\$0.00	\$0.00
CDs, Bonds, and other investments	\$3,311.84	\$25,628.39
TOTAL INTEREST RECEIVED	\$3,311.84	\$25,628.39

History of Interest Earnings	Fiscal Year	Interest Earnings
	1998	\$ 167,057.52
	1999	\$ 138,113.69
	2000	\$ 157,991.72
	2001	\$ 236,839.79
	2002	\$ 146,052.34
	2003	\$ 63,712.36
	2004	\$ 47,970.95
	2005	\$ 90,719.94
	2006	\$ 158,724.51
	2007	\$ 221,998.86
	2008	\$ 213,660.34
	2009	\$ 95,639.63
	2010	\$ 56,860.22
	2011	\$ 3,001.78
	2012	\$ 3,090.00
	2013	\$ 5,758.97
	2014	\$ 8,349.92
	2015	\$ 11,765.22
	2016	\$ 28,300.22
	2017	\$ 83,194.26
	2018	\$ 133,582.49
	2019	\$ 205,588.68
	2020	\$ 218,228.66
	2021	\$ 85,117.81
	2022	\$ 67,902.15
	2023	\$ 219,800.00
FISCAL Year To Date	2024	\$171,881.40

Lex Bond Acct Interest Earnings	Fiscal Year	Interest Earnings
	2020	\$526,044.24
	2021	\$507,134.12
	2022	\$43,256.67
	2023	\$96,119.37
FISCAL Year To Date	2024	\$25,628.39

Total Interest Earnings Lex Bond Acct to Date \$1,198,182.79

Total Interest Earnings 1998 to Present \$ 3,040,903.43



Reporting Period: January 2024 (FY 2024)

2/2/24 9:49 AM

As Of Period: 01/31/2024

LEXINGTON LOCAL SCHOOLS Cash Summary Report

Full Account Code	Description	Initial Cash	MTD Received	FYTD Received	MTD Expended	FYTD Expended	Fund Balance
001-0000	GENERAL FUND	\$ 8,858,761.66	\$ 1,620,017.29	\$ 13,265,684.34	\$ 2,198,297.17	\$ 15,937,479.45	\$ 6,186,966.55
001-9412	GENERAL BUDGET RESERVE SET- ASIDE-1%/BWC	87,928.97	0.00	0.00	0.00	0.00	87,928.97
002-0000	BOND RETIREMENT FUND	1,885,999.03	100,926.00	1,487,027.79	0.00	2,155,341.66	1,217,685.16
003-0000	PERMANENT IMPROVEMENT FUND	32,156.92	45,657.00	355,107.62	77,436.67	748,517.81	(361,253.27)
004-0000	LFI BUILDING FUND	386,924.46	1,451.16	11,135.76	0.00	56,940.36	341,119.86
006-0000	FOOD SERVICE FUND	327,644.80	88,055.78	522,157.52	79,260.56	566,194.83	283,607.49
007-9100	LEXINGTON MINUTEMEN ACADEMIC SCHOLARSHIP FUND	139,793.78	838.46	8,081.83	7,000.00	13,500.00	134,375.61
010-0000	CLASSROOM FACILITIES CONSTRUCTION FUND	612,112.51	1,860.68	14,492.63	0.00	189,218.00	437,387.14
018-9100	HIGH SCHOOL PRINCIPAL'S FUND	498.99	610.55	4,065.37	2,103.11	4,529.69	34.67
018-9200	JUNIOR HIGH PRINCIPAL'S FUND	7,009.89	0.00	2,773.81	0.00	913.50	8,870.20
018-9300	EASTERN PRINCIPAL'S FUND	4,453.88	254.00	10,807.79	4,332.61	9,316.33	5,945.34
018-9301	EASTERN ELEMENTARY BOOKFAIR/BOXTOPS FUND	4,462.04	0.00	1,837.52	1,834.15	2,821.16	3,478.40
018-9302	EASTERN ELEMENTARY MATH	1,036.52	0.00	0.00	0.00	0.00	1,036.52
018-9303	EASTERN RUN CLUB	469.73	0.00	1,030.00	0.00	1,104.85	394.88
018-9400	CENTRAL PRINCIPAL'S FUND	5,975.08	90.00	1,148.22	215.82	2,513.53	4,609.77
018-9401	CENTRAL ELEMENTARY BOOKFAIR FUND	6,568.96	0.00	3,884.90	0.00	2,514.86	7,939.00
018-9402	CENTRAL ELEMENTARY ART	1,899.77	0.00	0.00	0.00	0.00	1,899.77
018-9500	WESTERN PRINCIPAL'S FUND	20,600.09	60.00	2,048.84	215.82	3,036.26	19,612.67
018-9501	WESTERN ELEMENTARY BOOKFAIR/BOXTOPS FUND	4,077.56	36.80	85.17	0.00	0.00	4,162.73
018-9503	WESTERN ELEMENTARY ART	812.30	0.00	0.00	0.00	0.00	812.30
018-9901	JUNIOR HIGH TEACHER ADVISORY FUND	95.30	0.00	0.00	0.00	0.00	95.30
019-9001	ACADEMIC BOOSTERS GRANTS	769.07	0.00	0.00	0.00	0.00	769.07
019-9121	CENTRAL ELEMENTARY PTO GRANTS	2,941.81	8.16	50.82	0.00	0.00	2,992.63
019-9122	EASTERN ELEMENTARY PTO GRANTS	3,592.04	8.16	53.71	0.00	0.00	3,645.75
019-9123	WESTERN ELEMENTARY PTO GRANTS	4,329.86	8.15	52.27	0.00	0.00	4,382.13
019-9200	RICHLAND COUNTY FOUNDATION GRANT PLAYGROUND	200.00	0.00	0.00	0.00	0.00	200.00
019-9226	RICH CO FOUND GRANT-SCIENCE ENRICH FIELD TRIP	91.55	0.00	0.00	0.00	0.00	91.55
019-9228	RICH CO FOUND GRANT-SOCIAL STUDIES MAKERSPACE	17.52	0.00	0.00	0.00	0.00	17.52
019-9229	RICHLAND CO FOUND GRANT- SCIENCE LAB ACTIVITY REVITALIZATION	0.00	0.00	1,322.53	0.00	1,280.22	42.31
019-9230	RICHLAND CO FOUND GRANT- STEAMTASTIC LEARNING	0.00	0.00	1,491.87	0.00	1,490.33	1.54
019-9231	RICHLAND CO FOUND GRANT-SOCIAL STUDIES BOARD GAME STUDIO	0.00	0.00	1,413.47	0.00	1,277.00	136.47

Reporting Period: January 2024 (FY 2024)

2/2/24 9:49 AM

As Of Period: 01/31/2024

LEXINGTON LOCAL SCHOOLS Cash Summary Report

Full Account Code	Description	Initial Cash	MTD Received	FYTD Received	MTD Expended	FYTD Expended	Fund Balance
019-9232	RICHLAND CO FOUND GRANT-MARVELOUS MATHEMATICAL THINKING	\$ 0.00	\$ 0.00	\$ 1,046.05	\$ 0.00	\$ 0.00	\$ 1,046.05
019-9233	RICHLAND CO FOUND GRANT-FOOTPRINT IMPRESSION LAB PROJECT	0.00	0.00	1,480.00	0.00	0.00	1,480.00
019-9234	RICHLAND CO FOUND GRANT-CIRCUIT CRAZE	0.00	0.00	1,184.63	0.00	1,154.64	29.99
019-9235	RICHLAND CO FOUND GRANT-NOVELS IN VERSE BOOK CLUB	0.00	0.00	1,075.65	0.00	1,063.30	12.35
019-9236	RICHLAND CO FOUND GRANT-CODING EXPRESS BY LEGO EDUCATION	0.00	0.00	250.00	0.00	0.00	250.00
019-9301	RICH CO FOUND/SECO ROBOTICS GRANT (HEIMANN)	31.72	0.00	0.00	0.00	0.00	31.72
019-9302	RICH CO RETIRED TEACHERS ASSOC	150.00	0.00	0.00	0.00	0.00	150.00
019-9304	RICHLAND CO RETIRED TEACHERS - HS ENGLISH	200.00	0.00	0.00	0.00	0.00	200.00
019-9401	OTHER GRANT	0.00	1,084.00	1,084.00	337.87	337.87	746.13
022-9601	OHSAA TOURNAMENT AGENCY FUND	0.00	0.00	6,998.00	0.00	0.00	6,998.00
024-0000	EMPLOYEE BENEFITS FUND FOR MEDICAL/DENTAL	619,627.24	503,253.33	3,318,860.29	583,013.39	3,555,763.45	382,724.08
034-0000	OFCC PROJECT MAINTENANCE FUND	562,801.53	8,010.00	83,330.11	0.00	1,218.89	644,912.75
200-9101	HIGH SCHOOL ART CLUB	372.46	0.00	0.00	0.00	0.00	372.46
200-9102	HIGH SCHOOL DRAMA CLUB	29,527.66	0.00	0.00	0.00	5,080.19	24,447.47
200-9103	HIGH SCHOOL MATH CLUB	0.00	0.00	0.00	0.00	0.00	0.00
200-9104	HIGH SCHOOL LEADERSHIP COUNCIL	681.50	200.00	200.00	0.00	0.00	881.50
200-9107	HIGH SCHOOL SPANISH CLUB	688.50	0.00	420.00	0.00	0.00	1,108.50
200-9108	HIGH SCHOOL LEO CLUB	2,236.40	0.00	816.68	0.00	302.93	2,750.15
200-9114	HIGH SCHOOL STUDENT COUNCIL FUND	5,576.85	0.00	615.00	332.91	3,430.57	2,761.28
200-9115	HIGH SCHOOL KEY CLUB	1,261.42	0.00	1,745.00	0.00	2,170.00	836.42
200-9116	HIGH SCHOOL CHESS CLUB	144.46	0.00	0.00	0.00	0.00	144.46
200-9119	HIGH SCHOOL YEARBOOK FUND	35,281.13	850.00	9,621.00	0.00	54.73	44,847.40
200-9120	HIGH SCHOOL JOURNALISM FUND	505.44	0.00	0.00	0.00	0.00	505.44
200-9121	HIGH SCHOOL NATIONAL HONOR SOCIETY	984.50	725.00	3,633.00	0.00	1,561.00	3,056.50
200-9201	JUNIOR HIGH ART CLUB	924.66	0.00	0.00	(201.36)	(201.36)	1,126.02
200-9204	JUNIOR HIGH STUDENT COUNCIL FUND	1,533.64	0.00	946.00	0.00	266.85	2,212.79
200-9205	JUNIOR HIGH LIBRARY CLUB	77.65	0.00	0.00	0.00	0.00	77.65
200-9301	EASTERN ELEMENTARY STUDENT ACTIVITY FUND	1,698.63	0.00	0.00	0.00	0.00	1,698.63
200-9302	EASTERN ELEMENTARY ROBOTICS FUND	575.16	0.00	0.00	0.00	0.00	575.16
200-9611	HIGH SCHOOL INFORMED TEENS FUND	903.63	0.00	24.27	0.00	327.02	600.88
200-9612	JUNIOR HIGH INFORMED TEENS FUND	1,866.19	0.00	10.14	0.00	106.97	1,769.36

Reporting Period: January 2024 (FY 2024)

2/2/24 9:49 AM

As Of Period: 01/31/2024

LEXINGTON LOCAL SCHOOLS
Cash Summary Report

Full Account Code	Description	Initial Cash	MTD Received	FYTD Received	MTD Expended	FYTD Expended	Fund Balance
300-9115	JAZZ BAND	\$ 757.62	\$ 0.00	\$ 0.00	\$ 0.00	\$ 0.00	\$ 757.62
300-9116	CHOIR	1,284.95	0.00	0.00	0.00	0.00	1,284.95
300-9206	JUNIOR HIGH PHYS ED DEPARTMENT FUND	3,831.75	0.00	0.00	0.00	0.00	3,831.75
300-9210	JR HIGH INSTRUMENTAL	41.03	0.00	0.00	0.00	0.00	41.03
300-9600	ATHLETIC FUND	22,774.75	30,033.30	215,719.51	25,721.53	204,822.45	33,671.81
300-9601	ATHLETIC CAPITAL FUND	118,136.66	0.00	33,500.00	0.00	33,465.00	118,171.66
300-9602	ORCHESTRA	63.22	0.00	0.00	0.00	0.00	63.22
300-9603	ELEMENTARY MUSIC	1,572.09	0.00	0.00	0.00	0.00	1,572.09
300-9605	BAND	232.95	0.00	0.00	0.00	0.00	232.95
451-9023	DATA COMMUNICATION FUND	0.00	0.00	230.50	0.00	230.50	0.00
451-9024	DATA COMMUNICATION FUND	0.00	0.00	4,500.00	0.00	9,000.00	(4,500.00)
507-9022	ESSER ARP FUNDING	(211,514.33)	24,388.50	564,816.98	75,091.96	590,635.18	(237,332.53)
516-9024	IDEA PART B GRANTS	0.00	69,954.62	390,201.56	82,401.76	444,191.08	(53,989.52)
572-9023	TITLE I DISADVANTAGED CHILDREN	(3,243.26)	0.00	3,243.26	0.00	0.00	0.00
572-9024	TITLE I DISADVANTAGED CHILDREN	0.00	42,494.11	123,612.04	24,667.60	130,496.18	(6,884.14)
584-9924	TITLE IV, PART A, STUDENT SUPPORT AND ACADEMIC ENRICHMENT PROGRAMS	0.00	0.00	0.00	0.00	0.00	0.00
587-9024	IDEA PRESCHOOL-HANDICAPPED	0.00	0.00	229.94	0.00	229.94	0.00
590-9024	IMPROVING TEACHER QUALITY	0.00	16,506.67	45,255.08	9,884.18	48,384.79	(3,129.71)
599-9923	MISCELLANEOUS FED. GRANT FUND	39,272.77	0.00	0.00	0.00	39,272.77	0.00
Grand Total		\$ 13,642,084.66	\$ 2,557,381.72	\$ 20,510,402.47	\$ 3,171,945.75	\$ 24,771,354.78	\$ 9,381,132.35

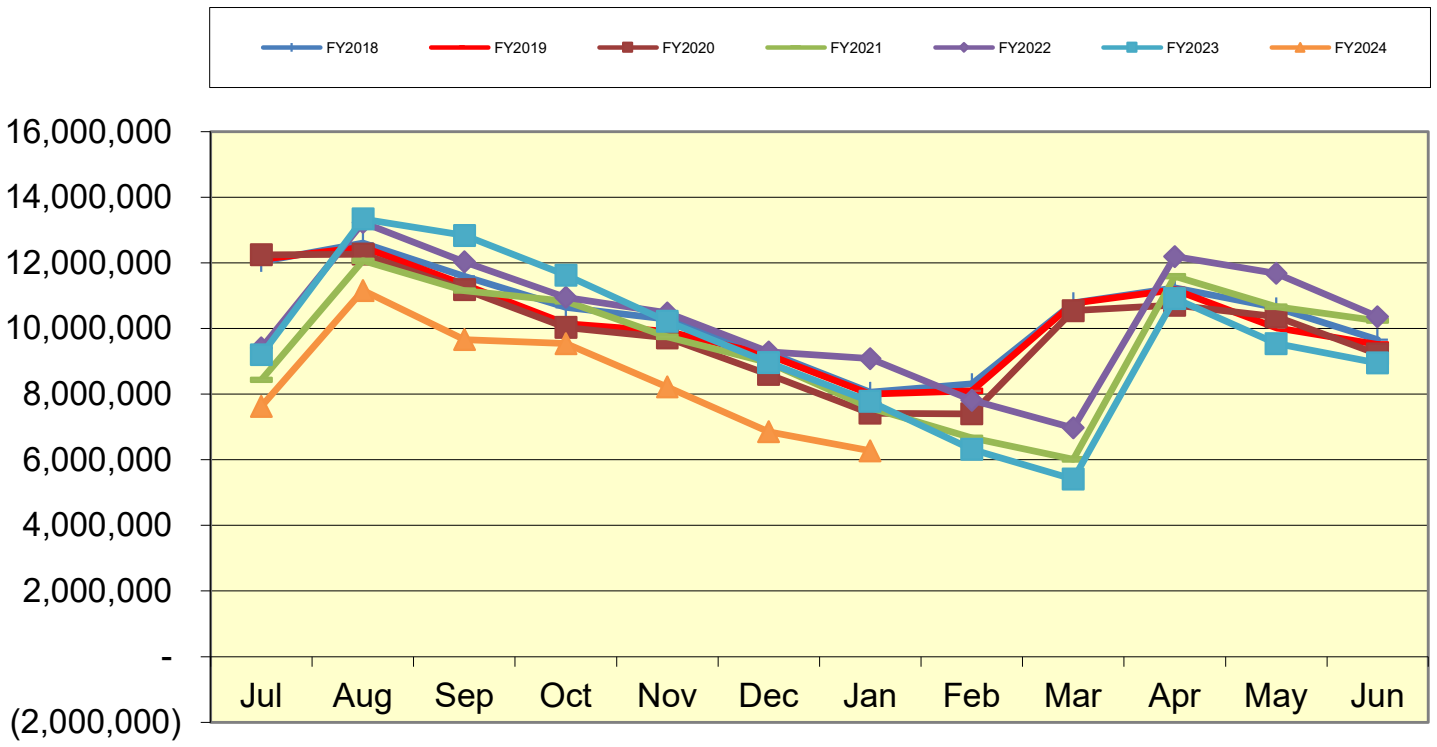
LEXINGTON LOCAL SCHOOLS Spending Plan Summary

ODE Line Number	Monthly Estimate	Monthly Actual	Monthly Difference	FYTD Estimate	FYTD Actual	FYTD Difference
01.010 General Property (Real Estate)	\$ 0.00	\$ 646,407.00	\$ 646,407.00	\$ 4,576,442.00	\$ 5,222,848.53	\$ 646,406.53
01.020 Tangible Personal Property Tax	0.00	0.00	0.00	440,840.00	440,840.43	0.43
01.030 Income Tax	0.00	0.00	0.00	0.00	0.00	0.00
01.035 Unrestricted Grants-in-Aid	822,000.00	890,301.33	68,301.33	5,789,500.00	5,866,390.42	76,890.42
01.040 Restricted Grants-in-Aid	53,000.00	45,498.02	(7,501.98)	339,157.00	324,374.14	(14,782.86)
01.045 Restricted Federal Grants-in-Aid - SFSF	0.00	0.00	0.00	0.00	0.00	0.00
01.050 State Share of Local Property Taxes	0.00	0.00	0.00	879,457.00	879,459.72	2.72
01.060 All Other Operating Revenue	16,000.00	37,810.94	21,810.94	464,055.00	526,502.61	62,447.61
01.070 Total Revenue	891,000.00	1,620,017.29	729,017.29	12,489,451.00	13,260,415.85	770,964.85
02.010 Proceeds from Sale of Notes	0.00	0.00	0.00	0.00	0.00	0.00
02.020 State Emergency Loans & Advancements (Approved)	0.00	0.00	0.00	0.00	0.00	0.00
02.040 Operating Transfers-In	0.00	0.00	0.00	0.00	0.00	0.00
02.050 Advances-In	0.00	0.00	0.00	0.00	0.00	0.00
02.060 All Other Financial Sources	0.00	0.00	0.00	5,268.00	5,268.49	0.49
02.070 Total Other Financing Sources	0.00	0.00	0.00	5,268.00	5,268.49	0.49
02.080 Total Revenues and Other Financing Sources	891,000.00	1,620,017.29	729,017.29	12,494,719.00	13,265,684.34	770,965.34
03.010 Personal Services	1,250,000.00	1,313,125.81	63,125.81	9,011,489.00	9,109,242.63	97,753.63
03.020 Employees' Retirement/Insurance Benefits	600,000.00	631,864.03	31,864.03	4,267,501.00	4,349,414.60	81,913.60
03.030 Purchased Services	255,000.00	182,117.08	(72,882.92)	1,617,163.00	1,568,554.05	(48,608.95)
03.040 Supplies and Materials	60,000.00	68,668.20	8,668.20	676,279.00	742,665.20	66,386.20
03.050 Capital Outlay	7,000.00	949.05	(6,050.95)	45,453.00	32,539.89	(12,913.11)
03.060 Intergovernmental	0.00	0.00	0.00	0.00	0.00	0.00
04.010 Debt Service: All Principal (Historical)	0.00	0.00	0.00	0.00	0.00	0.00
04.020 Debt Service: Principal-Notes	0.00	0.00	0.00	0.00	0.00	0.00
04.030 Debt Service: Principal - State Loans	0.00	0.00	0.00	0.00	0.00	0.00
04.040 Debt Service: Principal - State Advancements	0.00	0.00	0.00	0.00	0.00	0.00
04.050 Debt Service: Principal - HB 264 Loans	0.00	0.00	0.00	0.00	0.00	0.00
04.055 Debt Service: Principal - Other	0.00	0.00	0.00	0.00	0.00	0.00
04.060 Debt Service: Interest and Fiscal Charges	0.00	0.00	0.00	0.00	0.00	0.00
04.300 Other Objects	8,500.00	1,573.00	(6,927.00)	155,172.00	135,063.08	(20,108.92)
04.500 Total Expenditures	2,180,500.00	2,198,297.17	17,797.17	15,773,057.00	15,937,479.45	164,422.45
05.010 Operational Transfers - Out	0.00	0.00	0.00	0.00	0.00	0.00
05.020 Advances - Out	0.00	0.00	0.00	0.00	0.00	0.00
05.030 All Other Financing Uses	0.00	0.00	0.00	0.00	0.00	0.00
05.040 Total Other Financing Uses	0.00	0.00	0.00	0.00	0.00	0.00
05.050 Total Expenditure and Other Financing Uses	2,180,500.00	2,198,297.17	17,797.17	15,773,057.00	15,937,479.45	164,422.45
06.010 Excess Rev & Oth Financing Sources over(under) Exp & Oth F	(1,289,500.00)	(578,279.88)	711,220.12	(3,278,338.00)	(2,671,795.11)	606,542.89
07.010 Cash Balance-July1 -Excluding Proposed Renew/Replace & New	0.00	6,853,175.40	6,853,175.40	8,946,690.63	8,946,690.63	0.00
07.020 Cash Balance June 30	(1,289,500.00)	6,274,895.52	7,564,395.52	5,668,352.63	6,274,895.52	606,542.89
08.010 Estimated Encumbrances June 30	(300,000.00)	1,665,105.38	1,965,105.38	1,500,000.00	1,665,105.38	165,105.38

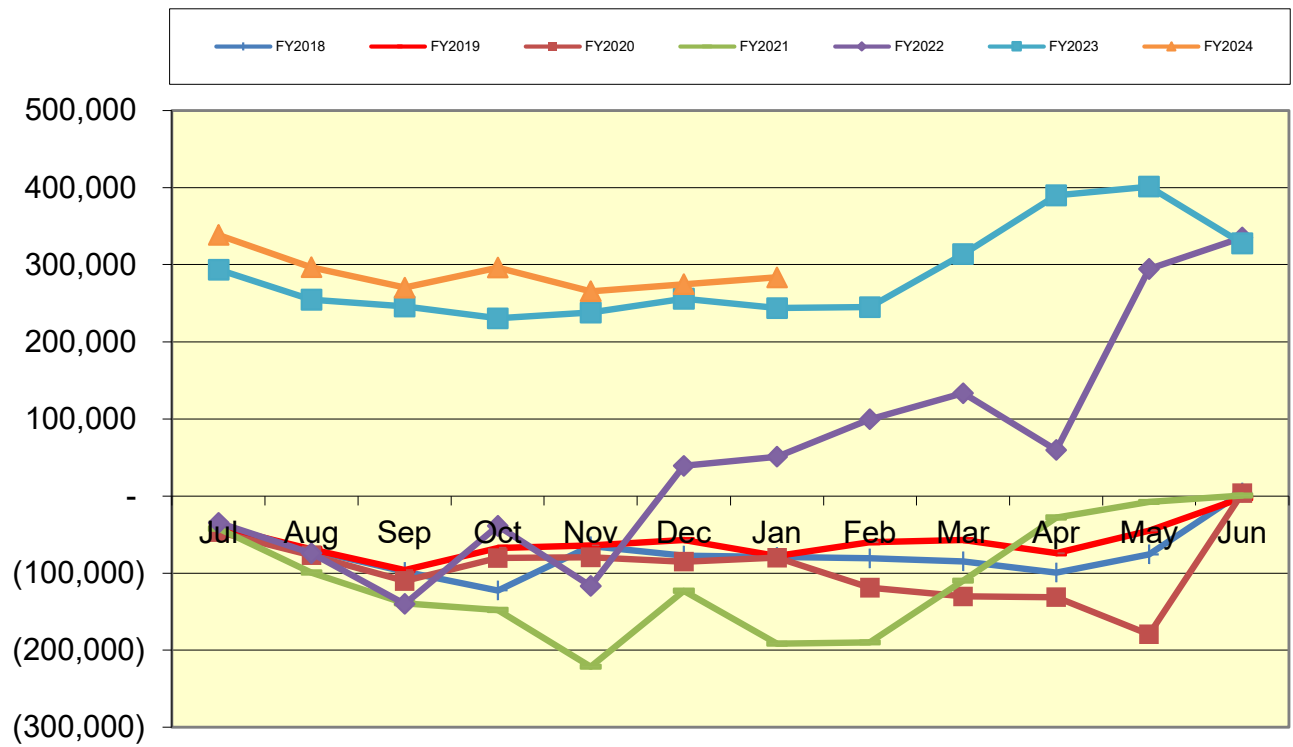
**LEXINGTON LOCAL SCHOOL DISTRICT
GENERAL FUND ONLY 2023-2024
SUMMARY OF RECEIPTS AND EXPENDITURES - FIVE YEAR FORECAST FORMAT**

LINE 7.010	BEGINNING CASH BALANCE		\$ 8,946,691		
	1/31/2024	FISCAL YEAR TO DATE Estimate	FISCAL YEAR TO DATE Actual	VARIANCE Estimate vs. Actual	PERCENT of VARIANCE
REVENUES					
LINE 1.010	Real Estate Tax	\$ 4,576,442	\$ 5,222,849	\$646,407	14.12%
LINE 1.020	Personal Property Tax	\$ 440,840	\$ 440,840	\$0	0.00%
LINE 1.030	Income Tax	\$ -	\$ -	\$0	
LINE 1.035	State Funding	\$ 5,789,500	\$ 5,866,390	\$76,890	1.33%
LINE 1.040	Career Tech / Economic Disadv.	\$ 339,157	\$ 324,374	(\$14,783)	-4.36%
LINE 1.050	Property Tax Allocation	\$ 879,457	\$ 879,460	\$3	0.00%
LINE 1.060	Other Operating Revenue	\$ 464,055	\$ 526,503	\$62,448	13.46%
LINE 1.070	TOTAL REVENUE	\$ 12,489,451	\$ 13,260,416	\$770,965	6.17%
LINE 2.01	Proceeds from Notes	\$ -	\$ -	\$0	
LINE 2.04	Transfers In	\$ -	\$ -	\$0	
LINE 2.050	Advances In	\$ -	\$ -	\$0	#DIV/0!
LINE 2.060	Other Financing Sources	\$ 5,268	\$ 5,268	\$0	0.00%
LINE 2.070	TOTAL OTHER SOURCES	\$ 5,268	\$ 5,268	\$0	0.00%
LINE 2.080	TOTAL REVENUES & Sources	\$ 12,494,719	\$ 13,265,684	\$770,965	6.17%
EXPENSES					
LINE 3.010	Salaries	\$ 9,011,489	\$ 9,109,243	(\$97,754)	-1.08%
LINE 3.020	Retirement and Benefits	\$ 4,267,501	\$ 4,349,414	(\$81,913)	-1.92%
LINE 3.030	Purchased Services	\$ 1,617,163	\$ 1,568,554	\$48,609	3.01%
LINE 3.040	Supplies and Materials	\$ 676,279	\$ 742,665	(\$66,386)	-9.82%
LINE 3.050	Capital Outlay and Equipment	\$ 45,453	\$ 32,540	\$12,913	28.41%
LINE 3.06	INTERGOVERNMENTAL	\$ -	\$ -	\$0	
LINE 4.020	DEBT SERVICE - Notes	\$ -	\$ -	\$0	
LINE 4.060	DEBT SERVICE - Interest charges	\$ -	\$ -	\$0	
LINE 4.300	Other Objects	\$ 155,172	\$ 135,063	\$20,109	12.96%
LINE 4.500	TOTAL EXPENDITURES	\$ 15,773,057	\$ 15,937,479	(\$164,422)	-1.04%
LINE 5.00	TRANSFERS OUT	\$ -	\$ -	\$0	
LINE 5.02	ADVANCES OUT	\$ -	\$ -	\$0	
LINE 5.03	ALL OTHER USES	\$ -	\$ -	\$0	
LINE 5.040	TOTAL OTHER USES	\$ -	\$ -	\$0	
LINE 5.050	TOTAL EXPENDITURES & USES	\$ 15,773,057	\$ 15,937,479	(\$164,422)	-1.04%
		Estimate	Actual	Variance	
LINE 6.010	REVENUES OVER EXPENSES	\$ (3,278,338)	\$ (2,671,795)	\$606,543	
LINE 7.020	ENDING CASH BALANCE	\$ 5,668,353	\$ 6,274,896	\$606,543	
	Less Reserves	\$ (87,929)	\$ (87,929)	\$ -	
LINE 8.010	Less Outstanding Encumbrances	\$ (1,500,000)	\$ (1,665,105)	\$ (165,105)	11.01%
LINE 15.010	Unreserved Fund Balance	\$ 4,080,424	\$ 4,521,862	\$441,438	10.82%
	Salaries/Benefits as % of Revenue	106.3%	101.5%	Benchmark Yr. End 80.1% or below	
	True Days Cash - Calendar Days on which can operate	56	61	90 or above optimal	

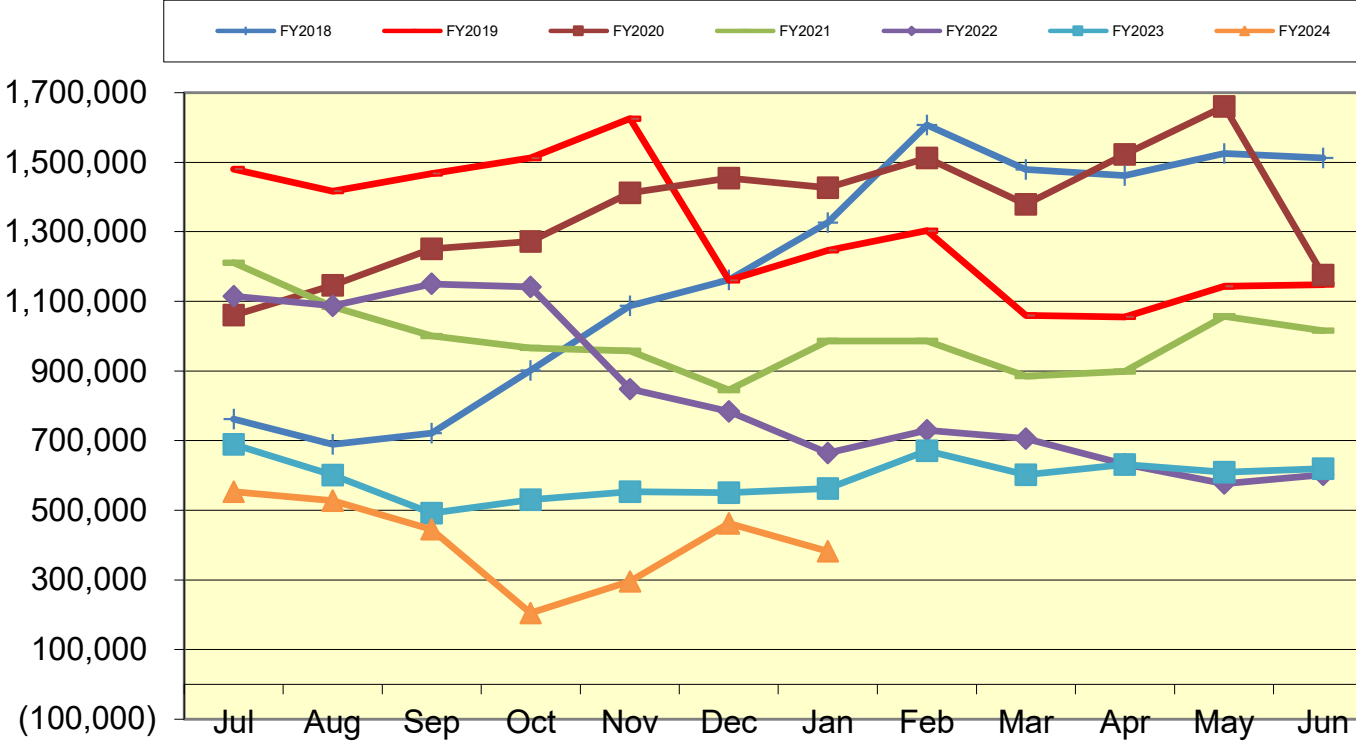
Lexington Local Schools General Fund Cash Balance



Lexington Local Schools Food Service Fund Cash Balance



Lexington Local Schools Employee Benefits Fund Cash Balance



Lexington Local Schools

Permanent Improvement Fund 1/31/2024

	Budgeted Amount	Actual Fiscal Year Expended	Current Encumbrances	Expenses / Encumbrances Over/Under Estimate	Remaining Estimated PI Project Costs
Instruction and Administration					
Western Elementary Equipment/Materials	\$ 17,549.64	\$ 15,716.32	\$ 1,833.32	\$0.00	\$0.00
Eastern Elementary Equipment/Materials	\$ -	\$ -	\$ -	\$0.00	\$0.00
Central Elementary Equipment/Materials	\$ 7,609.19	\$ 2,128.73	\$ 3,794.31	\$1,686.15	\$1,686.15
Central Music Equipment	\$ 1,485.99	\$ 1,686.15	\$ -	(\$200.16)	\$0.00
Preschool Equipment/Materials	\$ 5,624.75	\$ 5,618.71	\$ 6.04	(\$0.00)	(\$0.00)
Maintenance/Security					
Central Wheel Chair Lift	\$ 27,500.00	\$ 27,500.00	\$ -	\$0.00	\$0.00
Parking Lots Repaving	\$ 104,507.00	\$ 104,507.00	\$ -	\$0.00	\$0.00
Entrance Bollards	\$ 8,940.00	\$ -	\$ 8,940.00	\$0.00	\$0.00
New Maintenance Building	\$ 6,593.00	\$ 6,593.00	\$ -	\$0.00	\$0.00
Parking Dirt Stockpile Grading - Bus Garage Area	\$ 11,542.88	\$ 11,734.78	\$ -	(\$191.90)	\$0.00
PK Window Film Security	\$ 5,115.00	\$ 2,557.50	\$ 2,557.50	\$0.00	\$0.00
Central Boiler Replacement	\$ 74,980.00	\$ 74,980.00	\$ -	\$0.00	\$0.00
Transportation					
New buses	\$ 252,144.00	\$ 252,144.00	\$ -	\$0.00	\$0.00
New fuel tank	\$ 26,757.00	\$ 26,757.00	\$ -	\$0.00	\$0.00
Technology					
Computers, servers, tech equip., etc.	\$ 185,000.00	\$ 139,469.29	\$ 61,133.71	(\$15,603.00)	\$0.00
Food Service					
Food Service Equipment	\$ -	\$ -	\$ -	\$0.00	\$0.00
Athletics and Student Activities					
HS Athletics Tennis Court Repair	\$ 72,060.00	\$ 72,060.00	\$ -	\$0.00	\$0.00
HS Athletics Equipment	\$ -	\$ -	\$ -	\$0.00	\$0.00
Fees					
Tax Collection Fees	\$ 14,500.00	\$ 5,065.33	\$ -	\$9,434.67	\$9,434.67
Totals					
Totals	\$ 821,908.45	\$ 748,517.81	\$ 78,264.88	(\$4,874.24)	\$11,120.82
Total Budgeted	\$ 821,908.45				
Cash Balance Summary					
Actual Cash Balance 7/1/23	\$ 32,156.92				
Revenues FY24 - Taxes from levy	\$ 355,107.62				
Expenditures FY24	\$ (748,517.81)				
Current Cash Balance	(\$361,253.27)				
Current Encumbrances	\$ (78,264.88)				
Available Balance	(\$439,518.15)				
Summary of Available Balance					
Remaining Estimated Revenues FY24 - Taxes from levy	\$ 394,892.38				
Less: Remaining Estimated PI Project Costs	(\$11,120.82)				
6/30/24 Estimated Unencumbered Carryover	\$ (55,746.59)				

Lexington Local Schools

Food Service Fund 2023-24 vs. 2022-2023 vs. 2021-2022

							Beginning Balance 7/1/23	\$ 327,645
2023-2024 Through 1/31/24								
<i>Revenues</i>	District-Wide	HS/JH	Junior High	Eastern	Central	Western	Total	
Student Type A, Ezpay, Misc	\$ -	\$ 103,969	\$ -	\$ 41,126	\$ 31,443	\$ 31,583	\$ 208,121	
Student Break, Milk & A La Carte	\$ -	\$ 60,120	\$ -	\$ 5,796	\$ 3,406	\$ 2,505	\$ 71,827	
Adult & Misc revenues	\$ 9,429	\$ 3,763	\$ -	\$ 508	\$ 428	\$ 200	\$ 14,328	
State Reimb	\$ -	\$ -	\$ -	\$ -	\$ -	\$ -	\$ -	
Federal Reimb	\$ -	\$ 95,317	\$ -	\$ 54,648	\$ 41,940	\$ 35,977	\$ 227,882	
Transfer In	\$ -	\$ -	\$ -	\$ -	\$ -	\$ -	\$ -	
Total Revenues	\$ 9,429	\$ 263,169	\$ -	\$ 102,078	\$ 77,217	\$ 70,265	\$ 522,158	
<i>Expenses</i>								
Wages	\$ 32,259	\$ 88,630	\$ -	\$ 53,427	\$ 27,435	\$ 24,526	\$ 226,277	
Severance	\$ -	\$ 5,137	\$ -	\$ -	\$ 684	\$ -	\$ 5,821	
Retirement	\$ 8,072	\$ 19,031	\$ -	\$ 9,491	\$ 4,779	\$ 4,287	\$ 45,660	
Medical	\$ 6,554	\$ 46,378	\$ -	\$ -	\$ 8,805	\$ 11,857	\$ 73,594	
Life, Dent, MC, WC	\$ 809	\$ 3,078	\$ -	\$ 755	\$ 741	\$ 855	\$ 6,238	
Purch Serv, Repairs, Phone, Post	\$ 1,931	\$ 360	\$ -	\$ 732	\$ 385	\$ 335	\$ 3,743	
Supplies	\$ 8,953	\$ -	\$ -	\$ -	\$ -	\$ -	\$ 8,953	
Food Costs	\$ -	\$ 103,237	\$ -	\$ 59,212	\$ 16,008	\$ 16,089	\$ 194,546	
Equipment	\$ 1,363	\$ -	\$ -	\$ -	\$ -	\$ -	\$ 1,363	
Other Costs	\$ -	\$ -	\$ -	\$ -	\$ -	\$ -	\$ -	
Total Expenses	\$ 59,941	\$ 265,851	\$ -	\$ 123,617	\$ 58,837	\$ 57,949	\$ 566,195	
Net Gain (Loss)	\$ (50,512)	\$ (2,682)	\$ -	\$ (21,539)	\$ 18,380	\$ 12,316	\$ (44,037)	
							Ending Cash Balance 1/31/24	\$ 283,608

							Beginning Balance 7/1/22	\$ 335,154
2022-2023 Through 1/31/23								
<i>Revenues</i>	District-Wide	HS/JH	Junior High	Eastern	Central	Western	Total	
Student Type A, Ezpay, Misc	\$ -	\$ 118,765	\$ -	\$ 38,389	\$ 32,755	\$ 26,117	\$ 216,026	
Student Break, Milk & A La Carte	\$ -	\$ 43,171	\$ -	\$ 5,147	\$ 3,499	\$ 2,122	\$ 53,939	
Adult & Misc revenues	\$ 8,237	\$ 3,040	\$ -	\$ 438	\$ 104	\$ 139	\$ 11,958	
State Reimb	\$ -	\$ -	\$ -	\$ -	\$ -	\$ -	\$ -	
Federal Reimb	\$ -	\$ 52,069	\$ -	\$ 27,703	\$ 21,977	\$ 13,470	\$ 115,219	
Transfer In	\$ -	\$ -	\$ -	\$ -	\$ -	\$ -	\$ -	
Total Revenues	\$ 8,237	\$ 217,045	\$ -	\$ 71,677	\$ 58,335	\$ 41,848	\$ 397,142	
<i>Expenses</i>								
Wages	\$ 31,167	\$ 104,266	\$ -	\$ 32,597	\$ 21,436	\$ 23,011	\$ 212,477	
Severance	\$ -	\$ 842	\$ -	\$ -	\$ -	\$ -	\$ 842	
Retirement	\$ 7,810	\$ 19,497	\$ -	\$ 4,564	\$ 5,725	\$ 4,728	\$ 42,324	
Medical	\$ 5,987	\$ 36,840	\$ -	\$ 10,831	\$ 6,656	\$ 10,831	\$ 71,145	
Life, Dent, MC, WC	\$ 780	\$ 3,187	\$ -	\$ 749	\$ 938	\$ 596	\$ 6,250	
Purch Serv, Repairs, Phone, Post	\$ 1,657	\$ 554	\$ -	\$ 335	\$ 335	\$ 1,500	\$ 4,381	
Supplies	\$ 4,370	\$ -	\$ -	\$ -	\$ -	\$ -	\$ 4,370	
Food Costs	\$ -	\$ 80,266	\$ -	\$ 41,539	\$ 16,185	\$ 9,558	\$ 147,548	
Equipment	\$ -	\$ -	\$ -	\$ -	\$ -	\$ -	\$ -	
Other Costs	\$ -	\$ -	\$ -	\$ -	\$ -	\$ -	\$ -	
Total Expenses	\$ 51,771	\$ 245,452	\$ -	\$ 90,615	\$ 51,275	\$ 50,224	\$ 489,337	
Net Gain (Loss)	\$ (43,534)	\$ (28,407)	\$ -	\$ (18,938)	\$ 7,060	\$ (8,376)	\$ (92,195)	
							Ending Cash Balance 1/31/23	\$ 242,959

							Beginning Balance 7/1/21	\$ 808
2020-2021 Through 1/31/22								
<i>Revenues</i>	District-Wide	High School	Junior High	Eastern	Central	Western	Total	
Student Type A, Ezpay, Misc	\$ -	\$ (1,200)	\$ (1,020)	\$ (221)	\$ 420	\$ 63	\$ (1,958)	
Student Break, Milk & A La Carte	\$ -	\$ 12,942	\$ 4,794	\$ 2,009	\$ 1,088	\$ 397	\$ 21,230	
Adult & Misc revenues	\$ 5,967	\$ 1,774	\$ 486	\$ 627	\$ 337	\$ 22	\$ 9,213	
State Reimb	\$ -	\$ -	\$ -	\$ -	\$ -	\$ -	\$ -	
Federal Reimb	\$ -	\$ 136,214	\$ 83,408	\$ 107,241	\$ 98,258	\$ 79,700	\$ 504,821	
Transfer In	\$ -	\$ -	\$ -	\$ -	\$ -	\$ -	\$ -	
Total Revenues	\$ 5,967	\$ 149,730	\$ 87,668	\$ 109,656	\$ 100,103	\$ 80,182	\$ 533,306	
<i>Expenses</i>								
Wages	\$ 29,962	\$ 63,636	\$ 29,833	\$ 21,366	\$ 19,790	\$ 20,735	\$ 185,322	
Severance	\$ -	\$ -	\$ -	\$ -	\$ -	\$ -	\$ -	
Retirement	\$ 6,889	\$ 11,621	\$ 5,334	\$ 5,957	\$ 3,302	\$ 3,979	\$ 37,082	
Medical	\$ 12,562	\$ 30,510	\$ 4,803	\$ 13,453	\$ 4,803	\$ 7,449	\$ 73,580	
Life, Dent, MC, WC	\$ 825	\$ 2,018	\$ 1,124	\$ 664	\$ 826	\$ 480	\$ 5,937	
Purch Serv, Repairs, Phone, Post	\$ 1,904	\$ 1,521	\$ 751	\$ 1,228	\$ 300	\$ 2,830	\$ 8,534	
Supplies	\$ 5,098	\$ -	\$ -	\$ -	\$ -	\$ -	\$ 5,098	
Food Costs	\$ -	\$ 52,916	\$ 22,998	\$ 49,253	\$ 16,011	\$ 26,403	\$ 167,581	
Equipment	\$ -	\$ -	\$ -	\$ -	\$ -	\$ -	\$ -	
Other Costs	\$ -	\$ -	\$ -	\$ -	\$ -	\$ -	\$ -	
Total Expenses	\$ 57,240	\$ 162,222	\$ 64,843	\$ 91,921	\$ 45,032	\$ 61,876	\$ 483,134	
Net Gain (Loss)	\$ (51,273)	\$ (12,492)	\$ 22,825	\$ 17,735	\$ 55,071	\$ 18,306	\$ 50,172	
							Ending Cash Balance 1/31/22	\$ 50,980

Start Date: 1/1/2024

End Date: 1/31/2024

LEXINGTON LOCAL SCHOOLS

Disbursement Summary Report

Reference Number	Check Number	Type	Date	Name	Vendor #	Status	Reconcile Date	Void Date	Amount
44994	97039	ACCOUNTS_P AYABLE	1/10/2024	ANNA BLACKSTON E	14070	RECONCILED	1/17/2024		\$ 1,000.00
44997	97040	ACCOUNTS_P AYABLE	1/10/2024	ARMSTRONG TOOL & SUPPLY	7211	RECONCILED	1/16/2024		1,793.90
44996	97041	ACCOUNTS_P AYABLE	1/10/2024	BRITTANY SIRINGER	9735	RECONCILED	1/12/2024		495.00
44988	97042	ACCOUNTS_P AYABLE	1/10/2024	CINDY SHASKY	11569	RECONCILED	1/16/2024		35.10
44987	97043	ACCOUNTS_P AYABLE	1/10/2024	CORY FAGAN	13613	RECONCILED	1/22/2024		78.74
44999	97044	ACCOUNTS_P AYABLE	1/10/2024	DAHNI REYNOLDS	13829	RECONCILED	1/17/2024		11,423.50
44993	97045	ACCOUNTS_P AYABLE	1/10/2024	ELIJAH MILLER	13611	RECONCILED	1/25/2024		125.00
44992	97046	ACCOUNTS_P AYABLE	1/10/2024	HEALTHCAR E BILLING SERVICES	11018	RECONCILED	1/16/2024		590.04
44986	97047	ACCOUNTS_P AYABLE	1/10/2024	JACOB BROWN	13958	RECONCILED	1/12/2024		1,200.00
44984	97048	ACCOUNTS_P AYABLE	1/10/2024	JAMES HAYES	13087	RECONCILED	1/12/2024		776.28
44991	97049	ACCOUNTS_P AYABLE	1/10/2024	JOSTENS	10830	RECONCILED	1/16/2024		896.60
45000	97050	ACCOUNTS_P AYABLE	1/10/2024	LINDSAY MUSILLE	14004	RECONCILED	1/18/2024		1,200.00
44995	97051	ACCOUNTS_P AYABLE	1/10/2024	LOWE'S	5906	RECONCILED	1/18/2024		1,193.57
44982	97052	ACCOUNTS_P AYABLE	1/10/2024	MELANIE STILSON	13338	RECONCILED	1/22/2024		525.00
44989	97053	ACCOUNTS_P AYABLE	1/10/2024	MICHELLE DREIBELBIS	13565	RECONCILED	1/16/2024		675.00
45001	97054	ACCOUNTS_P AYABLE	1/10/2024	OHIO UNIVERSITY	10281	RECONCILED	1/19/2024		1,000.00
44990	97055	ACCOUNTS_P AYABLE	1/10/2024	SAM'S CLUB DIRECT	5566	RECONCILED	1/19/2024		272.34
44981	97056	ACCOUNTS_P AYABLE	1/10/2024	SKYLAR DEVANEY	14073	RECONCILED	1/30/2024		1,000.00
44998	97057	ACCOUNTS_P AYABLE	1/10/2024	STACY DAVIS	7512	RECONCILED	1/17/2024		179.99
45002	97058	ACCOUNTS_P AYABLE	1/10/2024	TREASURER STATE OF OHIO	5996	RECONCILED	1/19/2024		712.00
44983	97059	ACCOUNTS_P AYABLE	1/10/2024	UNIVERSITY OF TAMPA	13512	RECONCILED	1/23/2024		1,000.00
44985	97060	ACCOUNTS_P AYABLE	1/10/2024	VERIZON WIRELESS	7415	RECONCILED	1/17/2024		628.99
44980	97061	ACCOUNTS_P AYABLE	1/10/2024	XEROX CORPORATIO N	13945	RECONCILED	1/17/2024		2,789.29
45003	97062	ACCOUNTS_P AYABLE	1/10/2024	LEXINGTON MUSIC BOOSTERS	1395	RECONCILED	1/31/2024		4,114.21
45030	97063	ACCOUNTS_P AYABLE	1/12/2024	AJ YOUNG	14075	RECONCILED	1/16/2024		1,000.00
45004	97064	ACCOUNTS_P AYABLE	1/12/2024	ALFRED NICKLES BAKERY	613	RECONCILED	1/19/2024		1,238.76
45007	97065	ACCOUNTS_P AYABLE	1/12/2024	AMERICAN EXPRESS	10314	RECONCILED	1/22/2024		715.67
45034	97066	ACCOUNTS_P AYABLE	1/12/2024	AMY FERGUSON	7477	RECONCILED	1/18/2024		43.47
45029	97067	ACCOUNTS_P AYABLE	1/12/2024	ANDY J. LITTLE	7196	OUTSTANDIN G			140.00

Start Date: 1/1/2024

End Date: 1/31/2024

LEXINGTON LOCAL SCHOOLS

Disbursement Summary Report

Reference Number	Check Number	Type	Date	Name	Vendor #	Status	Reconcile Date	Void Date	Amount
45033	97068	ACCOUNTS_P AYABLE	1/12/2024	BRIDGEWAY THERAPY CENTER	13818	RECONCILED	1/25/2024		\$ 995.00
45006	97069	ACCOUNTS_P AYABLE	1/12/2024	CAPITAL ONE	3469	RECONCILED	1/22/2024		4,576.93
45031	97070	ACCOUNTS_P AYABLE	1/12/2024	CHERYL FRAIZER	13793	RECONCILED	1/24/2024		54.89
45011	97071	ACCOUNTS_P AYABLE	1/12/2024	COLE DISTRIBUTIN G	9752	RECONCILED	1/22/2024		5,422.45
45042	97072	ACCOUNTS_P AYABLE	1/12/2024	CORY FAGAN	13613	OUTSTANDIN G			46.26
45016	97073	ACCOUNTS_P AYABLE	1/12/2024	EJ THERAPY INC	13137	RECONCILED	1/22/2024		19,413.89
45024	97074	ACCOUNTS_P AYABLE	1/12/2024	ELZY MILLING & TRADE LTD.	10593	RECONCILED	1/19/2024		335.00
45026	97075	ACCOUNTS_P AYABLE	1/12/2024	GERMAN'S BUS SALES & SERVICE	7639	RECONCILED	1/25/2024		15,202.14
45035	97076	ACCOUNTS_P AYABLE	1/12/2024	GIONINO'S PIZZERIA	9153	OUTSTANDIN G			218.65
45025	97077	ACCOUNTS_P AYABLE	1/12/2024	GRAINGER	5843	RECONCILED	1/22/2024		294.42
45018	97078	ACCOUNTS_P AYABLE	1/12/2024	HD SUPPLY FACILITIES	6504	RECONCILED	1/23/2024		807.24
45021	97079	ACCOUNTS_P AYABLE	1/12/2024	HILL INTERNATIO NAL TRUCKS	14024	RECONCILED	1/22/2024		161.85
45013	97080	ACCOUNTS_P AYABLE	1/12/2024	HUNTSMAN TRUCKING, INC.	6783	RECONCILED	1/22/2024		2,772.18
45008	97081	ACCOUNTS_P AYABLE	1/12/2024	KELL ACE HARDWARE	8329	RECONCILED	1/22/2024		149.22
45019	97082	ACCOUNTS_P AYABLE	1/12/2024	MENARDS	10810	RECONCILED	1/24/2024		109.00
45032	97083	ACCOUNTS_P AYABLE	1/12/2024	MIMSY SHUCK	11855	OUTSTANDIN G			50.00
45022	97084	ACCOUNTS_P AYABLE	1/12/2024	MONROEVIL LE FREIGHTLIN ER, INC	13474	RECONCILED	1/19/2024		163.71
45005	97085	ACCOUNTS_P AYABLE	1/12/2024	NAPA	13723	RECONCILED	1/22/2024		780.11
45039	97086	ACCOUNTS_P AYABLE	1/12/2024	NOVA LUNA EDUC & CONSULTIN G	11942	RECONCILED	1/19/2024		432.00
45012	97087	ACCOUNTS_P AYABLE	1/12/2024	OMEA	8109	RECONCILED	1/22/2024		446.00
45014	97088	ACCOUNTS_P AYABLE	1/12/2024	OWAN GONGWER	14077	OUTSTANDIN G			82.39
45036	97089	ACCOUNTS_P AYABLE	1/12/2024	RACHEL KOCHER	14076	RECONCILED	1/22/2024		1,000.00
45028	97090	ACCOUNTS_P AYABLE	1/12/2024	RENHILL GROUP, INC.	10075	RECONCILED	1/19/2024		20,010.01
45009	97091	ACCOUNTS_P AYABLE	1/12/2024	RENWICK, WELSH & BURTON	933	RECONCILED	1/22/2024		11,222.50
45023	97092	ACCOUNTS_P AYABLE	1/12/2024	RICHLAND CO. JUVENILE COURT	6082	RECONCILED	1/22/2024		60.00
45015	97093	ACCOUNTS_P AYABLE	1/12/2024	RUMPKE	11508	RECONCILED	1/25/2024		1,743.05
45027	97094	ACCOUNTS_P	1/12/2024	SCHOLASTIC	1785	RECONCILED	1/22/2024		1,834.15

Start Date: 1/1/2024

End Date: 1/31/2024

LEXINGTON LOCAL SCHOOLS

Disbursement Summary Report

Reference Number	Check Number	Type	Date	Name	Vendor #	Status	Reconcile Date	Void Date	Amount
45041	97095	AYABLE ACCOUNTS_P	1/12/2024	BOOK FAIRS SHIFFLER EQUIPMENT SALES, INC.	851	RECONCILED	1/22/2024		\$ 510.88
45038	97096	AYABLE ACCOUNTS_P	1/12/2024	SHOOK CONSTRUCTI ON CO	13525	RECONCILED	1/22/2024		1,593.00
45040	97097	AYABLE ACCOUNTS_P	1/12/2024	SMETZ'S TIRE SERVICE CENTER	10453	RECONCILED	1/23/2024		4,867.12
45010	97098	AYABLE ACCOUNTS_P	1/12/2024	STANTON SHEET MUSIC	22	RECONCILED	1/22/2024		355.42
45037	97099	AYABLE ACCOUNTS_P	1/12/2024	THE BREWER- GARRETT CO	13529	RECONCILED	1/19/2024		1,460.00
45020	97100	AYABLE ACCOUNTS_P	1/12/2024	TRANSPORTA TION ACCESSORIE S CO.	819	RECONCILED	1/22/2024		339.06
45017	97101	AYABLE ACCOUNTS_P	1/12/2024	VOLZ FENCING	10003	RECONCILED	1/24/2024		4,350.00
45045	97102	AYABLE ACCOUNTS_P	1/18/2024	JAMES HAYES	13087	RECONCILED	1/19/2024		970.35
45044	97103	AYABLE ACCOUNTS_P	1/18/2024	QUENCH USA INC	9919	RECONCILED	1/23/2024		47.48
45043	97104	AYABLE ACCOUNTS_P	1/18/2024	SPECIALIZED EDUCATION OF OHIO, INC	13693	RECONCILED	1/25/2024		4,146.20
45053	97105	AYABLE ACCOUNTS_P	1/22/2024	STANTON SHEET MUSIC	22	RECONCILED	1/29/2024		326.46
45055	97106	AYABLE ACCOUNTS_P	1/22/2024	LEXINGTON BOARD OF EDUCATION	936	RECONCILED	1/22/2024		94.12
45057	97107	AYABLE ACCOUNTS_P	1/22/2024	LAGUNA CLAY COMPANY	8140	RECONCILED	1/31/2024		2,643.81
45052	97108	AYABLE ACCOUNTS_P	1/22/2024	BUCKEYE BAKERY	13103	OUTSTANDIN G			1,188.00
45054	97109	AYABLE ACCOUNTS_P	1/22/2024	AMAZON CAPITAL SERVICES	13575	OUTSTANDIN G			729.26
45058	97110	AYABLE ACCOUNTS_P	1/22/2024	STEALTH PARTNER GROUP	13604	RECONCILED	1/29/2024		50,308.66
45056	97111	AYABLE ACCOUNTS_P	1/22/2024	ATTENDANC EK12 LLC	13820	RECONCILED	1/29/2024		663.85
45062	97112	AYABLE ACCOUNTS_P	1/25/2024	AMAZON CAPITAL SERVICES	13575	OUTSTANDIN G			1,763.91
45076	97113	AYABLE ACCOUNTS_P	1/25/2024	ANDY J. LITTLE	7196	OUTSTANDIN G			280.00
45064	97114	AYABLE ACCOUNTS_P	1/25/2024	ARMSTRONG TOOL & SUPPLY	7211	RECONCILED	1/30/2024		201.10
45065	97115	AYABLE ACCOUNTS_P	1/25/2024	AWARDSMIT H	1370	OUTSTANDIN G			1,200.00
45081	97116	AYABLE ACCOUNTS_P	1/25/2024	C BRETT NEUENSCH WANDER	8662	OUTSTANDIN G			280.00
45071	97117	AYABLE ACCOUNTS_P	1/25/2024	CHRISTOPHE R GLENNON	13459	VOID		1/25/2024	735.00
45067	97118	ACCOUNTS_P	1/25/2024	COLUMBIA	11662	OUTSTANDIN			3,581.12

Start Date: 1/1/2024

End Date: 1/31/2024

LEXINGTON LOCAL SCHOOLS

Disbursement Summary Report

Reference Number	Check Number	Type	Date	Name	Vendor #	Status	Reconcile Date	Void Date	Amount
45068	97119	AYABLE ACCOUNTS_P	1/25/2024	GAS CULLIGAN QUALITY WATER	610	G RECONCILED	1/30/2024		\$ 209.00
45069	97120	AYABLE ACCOUNTS_P	1/25/2024	GAME ONE	11017	RECONCILED	1/31/2024		272.00
45070	97121	AYABLE ACCOUNTS_P	1/25/2024	GIONINO'S PIZZERIA	9153	OUTSTANDIN G			99.00
45072	97122	AYABLE ACCOUNTS_P	1/25/2024	GRADY ENTERPRISE S, INC.	9664	RECONCILED	1/31/2024		1,250.54
45073	97123	AYABLE ACCOUNTS_P	1/25/2024	HIGH SCHOOL AD NETWORK LLC	12054	OUTSTANDIN G			32.00
45063	97124	AYABLE ACCOUNTS_P	1/25/2024	JAMES ANDERSON	13482	OUTSTANDIN G			140.00
45090	97125	AYABLE ACCOUNTS_P	1/25/2024	JEFFREY STRICKLER	9905	OUTSTANDIN G			100.00
45074	97126	AYABLE ACCOUNTS_P	1/25/2024	JOSTENS	10830	RECONCILED	1/31/2024		180.00
45075	97127	AYABLE ACCOUNTS_P	1/25/2024	KELL ACE HARDWARE	8329	OUTSTANDIN G			8.79
45079	97128	AYABLE ACCOUNTS_P	1/25/2024	LEVI B. MOWRY	10397	RECONCILED	1/29/2024		249.99
45091	97129	AYABLE ACCOUNTS_P	1/25/2024	LOUIS MICHAEL TOMMELLEO	6176	RECONCILED	1/25/2024		140.00
45089	97130	AYABLE ACCOUNTS_P	1/25/2024	MELANIE STILSON	13338	RECONCILED	1/29/2024		675.00
45077	97131	AYABLE ACCOUNTS_P	1/25/2024	MESSAGE LOGIX INC	13089	OUTSTANDIN G			3,900.00
45087	97132	AYABLE ACCOUNTS_P	1/25/2024	MICHAEL SCHWECHHE IMER	11645	RECONCILED	1/30/2024		100.00
45078	97133	AYABLE ACCOUNTS_P	1/25/2024	MID-OHIO ED. SERVICE CENTER	69	RECONCILED	1/30/2024		949.50
45080	97134	AYABLE ACCOUNTS_P	1/25/2024	MT. VERNON HIGH SCHOOL	7750	OUTSTANDIN G			500.00
45082	97135	AYABLE ACCOUNTS_P	1/25/2024	NRG BUSINESS MARKETING	11543	OUTSTANDIN G			7,266.23
45083	97136	AYABLE ACCOUNTS_P	1/25/2024	O.E. MEYER COMPANY	10829	OUTSTANDIN G			2.03
45066	97137	AYABLE ACCOUNTS_P	1/25/2024	PATRICIA A. BROWN	11493	OUTSTANDIN G			100.00
45084	97138	AYABLE ACCOUNTS_P	1/25/2024	PHOTORAMA LLC	1028	OUTSTANDIN G			1,125.00
45085	97139	AYABLE ACCOUNTS_P	1/25/2024	RIDDELL/ALL AMERICAN SPORTS CO	8878	OUTSTANDIN G			6,681.84
45086	97140	AYABLE ACCOUNTS_P	1/25/2024	RIFTON EQUIPMENT	8786	RECONCILED	1/30/2024		333.75
45088	97141	AYABLE ACCOUNTS_P	1/25/2024	STANTON SHEET MUSIC	22	RECONCILED	1/31/2024		100.00
45092	97142	AYABLE ACCOUNTS_P	1/25/2024	XEROX CORPORATIO N	13945	RECONCILED	1/31/2024		2,550.99
45093	97143	AYABLE ACCOUNTS_P	1/25/2024	CHRISTOPHE R GLENNON	13459	RECONCILED	1/26/2024		595.00
45097	97144	AYABLE ACCOUNTS_P	1/26/2024	CULLIGAN QUALITY WATER	610	RECONCILED	1/30/2024		82.00

Start Date: 1/1/2024

End Date: 1/31/2024

LEXINGTON LOCAL SCHOOLS

Disbursement Summary Report

Reference Number	Check Number	Type	Date	Name	Vendor #	Status	Reconcile Date	Void Date	Amount
45098	97145	ACCOUNTS_P AYABLE	1/26/2024	UNITY SCHOOL BUS PARTS	5690	RECONCILED	1/31/2024		\$ 310.10
45095	97146	ACCOUNTS_P AYABLE	1/26/2024	SCHOOL SPECIALTY	6538	OUTSTANDIN G			61.68
45109	97147	ACCOUNTS_P AYABLE	1/26/2024	SCHOOL HEALTH CORPORATIO N	7533	OUTSTANDIN G			219.48
45112	97148	ACCOUNTS_P AYABLE	1/26/2024	BRUNSWICK HIGH SCHOOL	9385	OUTSTANDIN G			275.00
45107	97149	ACCOUNTS_P AYABLE	1/26/2024	RIVER VALLEY LOCAL SCHOOLS	10144	OUTSTANDIN G			75.00
45099	97150	ACCOUNTS_P AYABLE	1/26/2024	JOSTENS	10830	RECONCILED	1/31/2024		50.40
45111	97151	ACCOUNTS_P AYABLE	1/26/2024	CLYDE- GREEN SPRINGS SCHOOLS	11160	RECONCILED	1/30/2024		200.00
45096	97152	ACCOUNTS_P AYABLE	1/26/2024	SMITHFOOD S, INC	11797	RECONCILED	1/30/2024		4,270.11
45105	97153	ACCOUNTS_P AYABLE	1/26/2024	OHIO.NET INTERNET PROVIDERS	13038	RECONCILED	1/30/2024		447.24
45103	97154	ACCOUNTS_P AYABLE	1/26/2024	JAMES HAYES	13087	RECONCILED	1/29/2024		194.07
45101	97155	ACCOUNTS_P AYABLE	1/26/2024	MONROEVIL LE FREIGHTLIN ER, INC	13474	RECONCILED	1/31/2024		600.04
45104	97156	ACCOUNTS_P AYABLE	1/26/2024	AMAZON CAPITAL SERVICES	13575	OUTSTANDIN G			331.16
45108	97157	ACCOUNTS_P AYABLE	1/26/2024	WEST HOLMES LOCAL SCHOOLS	13732	OUTSTANDIN G			250.00
45110	97158	ACCOUNTS_P AYABLE	1/26/2024	SOUTH CENTRAL LOCAL SCHOOLS	13758	RECONCILED	1/31/2024		200.00
45102	97159	ACCOUNTS_P AYABLE	1/26/2024	JOHN BOYD	14069	RECONCILED	1/30/2024		38.51
45106	97160	ACCOUNTS_P AYABLE	1/26/2024	AUBREY COLEMAN	14081	OUTSTANDIN G			1,000.00
45100	97161	ACCOUNTS_P AYABLE	1/26/2024	BETHANY SHARROCK	14082	RECONCILED	1/29/2024		25.00
45116	97162	ACCOUNTS_P AYABLE	1/29/2024	AMANDA BADERTSCH ER	13224	OUTSTANDIN G			150.00
45115	97163	ACCOUNTS_P AYABLE	1/29/2024	AMAZON CAPITAL SERVICES	13575	OUTSTANDIN G			303.68
45118	97164	ACCOUNTS_P AYABLE	1/29/2024	BRICKER GRAYDON LLP	10997	OUTSTANDIN G			567.00
45114	97165	ACCOUNTS_P AYABLE	1/29/2024	BURNING RIVER LIFTS AND	10587	OUTSTANDIN G			265.00
45120	97166	ACCOUNTS_P AYABLE	1/29/2024	CHRIS' EXCAVATING	13204	OUTSTANDIN G			900.00
45121	97167	ACCOUNTS_P AYABLE	1/29/2024	COLE DISTRIBUTIN	9752	OUTSTANDIN G			3,320.87

Start Date: 1/1/2024

End Date: 1/31/2024

LEXINGTON LOCAL SCHOOLS

Disbursement Summary Report

Reference Number	Check Number	Type	Date	Name	Vendor #	Status	Reconcile Date	Void Date	Amount
				G					
45135	97168	ACCOUNTS_P AYABLE	1/29/2024	ELIZABETH A. RIEGEL	10733	OUTSTANDIN G			\$ 100.00
45123	97169	ACCOUNTS_P AYABLE	1/29/2024	GRAINGER	5843	OUTSTANDIN G			1,303.07
45125	97170	ACCOUNTS_P AYABLE	1/29/2024	HILL INTERNATIO NAL TRUCKS	14024	OUTSTANDIN G			188.78
45126	97171	ACCOUNTS_P AYABLE	1/29/2024	HOME TOWN PRINTS	14080	OUTSTANDIN G			492.50
45124	97172	ACCOUNTS_P AYABLE	1/29/2024	JAMES HAYES	13087	OUTSTANDIN G			776.28
45117	97173	ACCOUNTS_P AYABLE	1/29/2024	JULIE BRAUMBERG ER	13635	OUTSTANDIN G			72.78
45127	97174	ACCOUNTS_P AYABLE	1/29/2024	KEITH'S DRAIN & SEPTIC SERVICE INC	13706	OUTSTANDIN G			400.00
45128	97175	ACCOUNTS_P AYABLE	1/29/2024	LESCH BATTERY & POWER	9943	OUTSTANDIN G			132.94
45129	97176	ACCOUNTS_P AYABLE	1/29/2024	MENARDS	10810	OUTSTANDIN G			358.47
45130	97177	ACCOUNTS_P AYABLE	1/29/2024	MT VERNON NAZARENE UNIVERSITY	13590	OUTSTANDIN G			142.10
45119	97178	ACCOUNTS_P AYABLE	1/29/2024	RACHEL CARROLL	13067	OUTSTANDIN G			475.00
45132	97179	ACCOUNTS_P AYABLE	1/29/2024	RENHILL GROUP, INC.	10075	OUTSTANDIN G			15,226.59
45133	97180	ACCOUNTS_P AYABLE	1/29/2024	RIVER EDUCATION SERVICES INC	13290	OUTSTANDIN G			28,210.00
45122	97181	ACCOUNTS_P AYABLE	1/29/2024	ROSELER CORP	8314	OUTSTANDIN G			431.64
45134	97182	ACCOUNTS_P AYABLE	1/29/2024	SIESEL DISTRIBUTIN G	10297	OUTSTANDIN G			2,673.06
45136	97183	ACCOUNTS_P AYABLE	1/29/2024	STANDARD PLUMBING & HEATING CO	4036	OUTSTANDIN G			74,980.00
45137	97184	ACCOUNTS_P AYABLE	1/29/2024	TEACHER'S DISCOVERY	2811	OUTSTANDIN G			343.85
45131	97185	ACCOUNTS_P AYABLE	1/29/2024	THE OHIO STATE UNIVERSITY	11385	OUTSTANDIN G			916.66
45138	97186	ACCOUNTS_P AYABLE	1/29/2024	UCP OF GREATER CLEVELAND	13006	OUTSTANDIN G			18,900.00
45139	97187	ACCOUNTS_P AYABLE	1/29/2024	UNITY SCHOOL BUS PARTS	5690	OUTSTANDIN G			301.10
45140	97188	ACCOUNTS_P AYABLE	1/29/2024	VERIZON WIRELESS	7415	OUTSTANDIN G			530.51
45149	97189	ACCOUNTS_P AYABLE	1/31/2024	STANTON SHEET MUSIC	22	OUTSTANDIN G			263.30
45155	97190	ACCOUNTS_P AYABLE	1/31/2024	MID-OHIO ED. SERVICE CENTER	69	OUTSTANDIN G			37.50
45150	97191	ACCOUNTS_P AYABLE	1/31/2024	AMERICAN ELECTRIC POWER	701	OUTSTANDIN G			24,507.73
45161	97192	ACCOUNTS_P	1/31/2024	ONTARIO	1034	OUTSTANDIN			250.00

Start Date: 1/1/2024

End Date: 1/31/2024

LEXINGTON LOCAL SCHOOLS Disbursement Summary Report

Reference Number	Check Number	Type	Date	Name	Vendor #	Status	Reconcile Date	Void Date	Amount
		AYABLE		ATHLETIC DEPT.		G			
45157	97193	ACCOUNTS_P AYABLE	1/31/2024	OHIO HIGH SCHOOL ATH. ASSOC.	1039	OUTSTANDING G			\$ 1,100.00
45158	97194	ACCOUNTS_P AYABLE	1/31/2024	ASHLAND UNIVERSITY	2793	OUTSTANDING G			2,976.43
45163	97195	ACCOUNTS_P AYABLE	1/31/2024	PEOPLE & WAGGONER, LTD.	5883	OUTSTANDING G			400.00
45162	97196	ACCOUNTS_P AYABLE	1/31/2024	PIONEER CAREER & TECHNOLOGY CENTER	6280	OUTSTANDING G			530.00
45146	97197	ACCOUNTS_P AYABLE	1/31/2024	MID-OHIO AUTO REPAIR	8414	OUTSTANDING G			5,118.91
45151	97198	ACCOUNTS_P AYABLE	1/31/2024	COLE DISTRIBUTING	9752	OUTSTANDING G			3,646.15
45144	97199	ACCOUNTS_P AYABLE	1/31/2024	RENHILL GROUP, INC.	10075	OUTSTANDING G			5,907.40
45145	97200	ACCOUNTS_P AYABLE	1/31/2024	AMERICAN EXPRESS	10314	OUTSTANDING G			148.00
45160	97201	ACCOUNTS_P AYABLE	1/31/2024	UNIVERSITY OF AKRON	10381	OUTSTANDING G			852.00
45153	97202	ACCOUNTS_P AYABLE	1/31/2024	SMETZ'S TIRE SERVICE CENTER	10453	OUTSTANDING G			1,425.80
45156	97203	ACCOUNTS_P AYABLE	1/31/2024	PATRICIA A. BROWN	11493	OUTSTANDING G			44.85
45147	97204	ACCOUNTS_P AYABLE	1/31/2024	CLARITY FOR COMMUNICATION LLC	11660	OUTSTANDING G			650.00
45154	97205	ACCOUNTS_P AYABLE	1/31/2024	NATIONAL SCHOOL FORMS INC	13454	OUTSTANDING G			1,056.90
45152	97206	ACCOUNTS_P AYABLE	1/31/2024	MONROEVILLE FREIGHTLINER, INC	13474	OUTSTANDING G			489.85
45143	97207	ACCOUNTS_P AYABLE	1/31/2024	AMAZON CAPITAL SERVICES	13575	OUTSTANDING G			515.37
45148	97208	ACCOUNTS_P AYABLE	1/31/2024	ADAPTIVE TECH SOLUTIONS, LLC	14044	OUTSTANDING G			189.57
45159	97209	ACCOUNTS_P AYABLE	1/31/2024	BOND CHEMICALS INC	14083	OUTSTANDING G			6,039.91
45165	97210	ACCOUNTS_P AYABLE	1/31/2024	CBIZ BENEFITS & INSURANCE	8780	OUTSTANDING G			2,750.00
45164	97211	ACCOUNTS_P AYABLE	1/31/2024	LEXINGTON ATHLETIC DEPT.	3520	OUTSTANDING G			6,400.00
45046	692178	ACCOUNTS_P AYABLE	1/18/2024	GORDON FOOD SERVICE	900652	RECONCILED	1/18/2024		27,505.92
45048	692179	ACCOUNTS_P AYABLE	1/18/2024	MEMO-S.E.R.S.	900997	RECONCILED	1/18/2024		2,952.54
45047	692180	ACCOUNTS_P AYABLE	1/18/2024	MEMO-S.T.R.S.	900998	RECONCILED	1/18/2024		8,852.51
45050	692181	PAYROLL	1/16/2024	LEXINGTON		RECONCILED	1/16/2024		719,646.71

Start Date: 1/1/2024

End Date: 1/31/2024

LEXINGTON LOCAL SCHOOLS Disbursement Summary Report

Reference Number	Check Number	Type	Date	Name	Vendor #	Status	Reconcile Date	Void Date	Amount
45049	692182	PAYROLL	1/3/2024	LOCAL SCHOOLS LEXINGTON LOCAL SCHOOLS		RECONCILED	1/3/2024		\$ 661,996.50
45051	692183	ACCOUNTS_P AYABLE	1/18/2024	LEXINGTON SCHOOLS - PAYROLL	900934	RECONCILED	1/18/2024		8,907.31
45059	692184	ACCOUNTS_P AYABLE	1/24/2024	ANTHEM BENEFIT SERVICES	900902	RECONCILED	1/24/2024		424,824.18
45060	692185	ACCOUNTS_P AYABLE	1/24/2024	MEMO-S.E.R.S.	900997	RECONCILED	1/24/2024		53,194.06
45061	692186	ACCOUNTS_P AYABLE	1/24/2024	MEMO-S.T.R.S.	900998	RECONCILED	1/24/2024		145,242.41
45094	692187	ACCOUNTS_P AYABLE	1/25/2024	MEMO-MID OHIO ESC	900069	RECONCILED	1/25/2024		94,348.00
45113	692188	ACCOUNTS_P AYABLE	1/29/2024	DELUXE BUSINESS FORMS AND	6636	RECONCILED	1/29/2024		283.41
45141	692189	ACCOUNTS_P AYABLE	1/30/2024	PITNEY BOWES GLOBAL FINANCIAL SERVICES	13717	RECONCILED	1/30/2024		596.49
45142	692190	ACCOUNTS_P AYABLE	1/31/2024	OHIO BUREAU OF WORKERS'	900932	RECONCILED	1/31/2024		5,757.00
45166	692191	ACCOUNTS_P AYABLE	1/31/2024	LEXINGTON SCHOOLS - PAYROLL	900934	RECONCILED	1/31/2024		9,768.34
45167	692192	ACCOUNTS_P AYABLE	1/31/2024	LEXINGTON SCHOOLS - PAYROLL	900934	RECONCILED	1/31/2024		85.25
Grand Total									\$ 2,625,772.92

Reporting Period: January 2024 (FY 2024)

Start Date: 1/01/2024

End Date: 1/31/2024

2/2/24 9:59 AM

LEXINGTON LOCAL SCHOOLS Receipts Ledger Report

Receipt #	Line #	Date	Type	Description	Full Account Code	Amount
Fund: 001						
Receipt: 1111						
78661	1	1/24/2024	RC	Prop Tax Adv - Richland Genera	001-1111-0000-000000-000	\$ 483,804.00
78661	2	1/24/2024	RC	Prop Tax Adv Richland Emerg	001-1111-0000-000000-000	162,603.00
						\$ 646,407.00
Receipt: 1211						
78602	1	1/4/2024	RC	Preschool tuition	001-1211-0000-000000-500	120.00
78605	1	1/4/2024	RC	Tuition	001-1211-0000-000000-000	1,392.62
78607	1	1/4/2024	RC	Tuition	001-1211-0000-000000-000	1,392.62
78615	1	1/8/2024	RC	Tuition	001-1211-0000-000000-000	348.15
78625	1	1/10/2024	RC	Tuition	001-1211-0000-000000-000	1,392.62
78636	1	1/10/2024	RC	Preschool tuition	001-1211-0000-000000-500	480.00
78637	1	1/10/2024	RC	Preschool tuition	001-1211-0000-000000-500	360.00
78633	1	1/11/2024	RC	Tuition	001-1211-0000-000000-000	4,177.86
78634	1	1/11/2024	RC	Tuition	001-1211-0000-000000-000	350.00
78649	1	1/18/2024	RC	Preschool tuition	001-1211-0000-000000-500	350.00
78652	1	1/22/2024	RC	Tuition	001-1211-0000-000000-000	200.00
78684	1	1/30/2024	RC	Tuition	001-1211-0000-000000-000	1,392.62
						\$ 11,956.49
Receipt: 1221						
78606	2	1/4/2024	RC	Excess Cost - Canton	001-1221-0000-000000-000	3,002.17
78642	2	1/12/2024	RC	Excess Cost - Mt. Gilead	001-1221-0000-000000-000	2,988.41
78642	3	1/12/2024	RC	Excess Cost - Lancaster	001-1221-0000-000000-000	2,945.20
						\$ 8,935.78
Receipt: 1410						
78700	1	1/31/2024	RC	Richland Bank Interest	001-1410-0000-000000-000	12,128.49
						\$ 12,128.49
Receipt: 1740						
78608	1	1/5/2024	RC	HS School Fees to Food Service - Olsen/Patton	001-1740-0000-000000-100	(42.00)
78627	2	1/10/2024	RC	Western school fees	001-1740-0000-000000-500	24.00
78631	2	1/11/2024	RC	Central school fees	001-1740-0000-000000-400	48.00
78653	2	1/23/2024	RC	Central school fees	001-1740-0000-000000-400	24.00
78664	2	1/23/2024	RC	Student Fees	001-1740-0000-000000-100	17.00
78667	1	1/26/2024	RC	School fees	001-1740-0000-000000-200	17.00
78669	2	1/26/2024	RC	Central school fees	001-1740-0000-000000-400	216.00
78687	1	1/30/2024	RC	School fees	001-1740-0000-000000-100	25.00
78688	1	1/31/2024	RC	HS Fees - Pay For It	001-1740-0000-000000-100	171.00
78688	2	1/31/2024	RC	Jr High Fees - Pay For It	001-1740-0000-000000-200	10.00
78688	3	1/31/2024	RC	Eastern Fees - Pay For It	001-1740-0000-000000-300	210.00
78688	4	1/31/2024	RC	Central Fees - Pay For It	001-1740-0000-000000-400	270.00

Reporting Period: January 2024 (FY 2024)

Start Date: 1/01/2024

End Date: 1/31/2024

2/2/24 9:59 AM

LEXINGTON LOCAL SCHOOLS Receipts Ledger Report

Receipt #	Line #	Date	Type	Description	Full Account Code	Amount
78688	5	1/31/2024	RC	Western Fees - Pay For It	001-1740-0000-000000-500	\$ 240.00
78693	1	1/31/2024	RC	CCP Tuition pymt	001-1740-0000-000000-100	499.65
						\$ 1,729.65
Receipt:	1890					
78611	3	1/8/2024	RC	Phone Reimbursement	001-1890-0000-000000-000	99.98
78664	1	1/23/2024	RC	Recycling	001-1890-0000-000000-000	11.34
78666	1	1/25/2024	RC	BWC Refund	001-1890-0000-000000-000	909.42
78666	3	1/25/2024	RC	Cardinal Warranty Payment	001-1890-0000-000000-000	47.00
78670	3	1/26/2024	RC	Educational & Institutional Cooperative Services Refund	001-1890-0000-000000-000	48.09
						\$ 1,115.83
Receipt:	3110					
78647	1	1/5/2024	RC	Base Cost	001-3110-0000-000000-000	269,859.10
78647	3	1/5/2024	RC	Targeted Assistance	001-3110-0000-000000-000	49,613.38
78647	4	1/5/2024	RC	Special Education Funding	001-3110-0000-000000-000	43,792.81
78647	8	1/5/2024	RC	Supplement Targeted Assistance	001-3110-0000-000000-000	0.00
78647	9	1/5/2024	RC	Temporary Transitional Aid Guarantee	001-3110-0000-000000-000	0.00
78647	11	1/5/2024	RC	Transportation	001-3110-0000-000000-000	32,117.56
78647	12	1/5/2024	RC	Formula Transition Supplement	001-3110-0000-000000-000	0.00
78647	13	1/5/2024	RC	Preschool Special Educ Funding	001-3110-0000-000000-000	6,133.27
78647	14	1/5/2024	RC	Special Educ Transportation	001-3110-0000-000000-000	3,232.36
78648	1	1/19/2024	RC	Base Cost	001-3110-0000-000000-000	270,165.57
78648	3	1/19/2024	RC	Targeted Assistance	001-3110-0000-000000-000	54,837.92
78648	4	1/19/2024	RC	Special Education Funding	001-3110-0000-000000-000	43,838.64
78648	8	1/19/2024	RC	Supplement Targeted Assistance	001-3110-0000-000000-000	0.00
78648	9	1/19/2024	RC	Temporary Transitional Aid Guarantee	001-3110-0000-000000-000	0.00
78648	11	1/19/2024	RC	Transportation	001-3110-0000-000000-000	32,117.56
78648	12	1/19/2024	RC	Formula Transition Supplement	001-3110-0000-000000-000	0.00
78648	13	1/19/2024	RC	Preschool Special Educ Funding	001-3110-0000-000000-000	6,157.21
78648	14	1/19/2024	RC	Special Educ Transportation	001-3110-0000-000000-000	3,232.42
						\$ 815,097.80
Receipt:	3190					
78681	1	1/31/2024	RC	Casino Revenue	001-3190-0000-000000-000	75,203.53
						\$ 75,203.53
Receipt:	3211					
78647	5	1/5/2024	RC	Economic Disadvantaged Funding	001-3211-0000-000000-000	3,082.39
78648	5	1/19/2024	RC	Economic Disadvantaged Funding	001-3211-0000-000000-000	3,051.62
						\$ 6,134.01
Receipt:	3215					
78647	10	1/5/2024	RC	Career Tech Education Funding	001-3215-0000-000000-000	420.14

Reporting Period: January 2024 (FY 2024)

Start Date: 1/01/2024

End Date: 1/31/2024

2/2/24 9:59 AM

LEXINGTON LOCAL SCHOOLS Receipts Ledger Report

Receipt #	Line #	Date	Type	Description	Full Account Code	Amount
78648	10	1/19/2024	RC	Career Tech Education Funding	001-3215-0000-000000-000	\$ 420.14
Receipt:	3216					\$ 840.28
78647	7	1/5/2024	RC	Gifted Education Funding	001-3216-0000-000000-000	5,436.01
78648	7	1/19/2024	RC	Gifted Education Funding	001-3216-0000-000000-000	5,437.97
Receipt:	3217					\$ 10,873.98
78647	6	1/5/2024	RC	English Learners Funding	001-3217-0000-000000-000	153.22
78648	6	1/19/2024	RC	English Learners Funding	001-3217-0000-000000-000	153.20
Receipt:	3218					\$ 306.42
78647	2	1/5/2024	RC	Base Cost - Student Wellness and Success	001-3218-0000-000000-000	13,663.91
78648	2	1/19/2024	RC	Base Cost - Student Wellness and Success	001-3218-0000-000000-000	13,679.42
Receipt:	3300					\$ 27,343.33
78692	1	1/31/2024	RC	MEDICAID Recd - 1/5	001-3300-0000-000000-000	429.63
78692	2	1/31/2024	RC	MEDICAID Recd - 1/25	001-3300-0000-000000-000	1,515.07
Fund:	002					\$ 1,944.70
Receipt:	1111					\$ 1,620,017.29
78661	3	1/24/2024	RC	Prop Tax Adv Richland Bond Ret	002-1111-0000-000000-000	100,926.00
Fund:	003					\$ 100,926.00
Receipt:	1111					\$ 100,926.00
78661	4	1/24/2024	RC	Prop Tax Adv Richland Perm Imp	003-1111-0000-000000-000	45,657.00
Fund:	004					\$ 45,657.00
Receipt:	1410					\$ 45,657.00
78700	6	1/31/2024	RC	LFI Fund	004-1410-0000-000000-000	1,451.16
Fund:	006					\$ 1,451.16
Receipt:	1410					\$ 1,451.16
78700	4	1/31/2024	RC	Richland Bank Interest	006-1410-0000-000000-000	440.24
Receipt:	1511					\$ 440.24
78635	21	1/5/2024	RC	HS/JH Breakfast	006-1511-0000-000000-100	179.00

Reporting Period: January 2024 (FY 2024)

Start Date: 1/01/2024

End Date: 1/31/2024

2/2/24 9:59 AM

LEXINGTON LOCAL SCHOOLS Receipts Ledger Report

Receipt #	Line #	Date	Type	Description	Full Account Code	Amount
78635	22	1/5/2024	RC	Eastern Breakfast	006-1511-0000-000000-300	\$ 35.00
78635	23	1/5/2024	RC	Central Breakfast	006-1511-0000-000000-400	60.00
78635	24	1/5/2024	RC	Western Breakfast	006-1511-0000-000000-500	82.00
78639	21	1/12/2024	RC	HS/JH Breakfast	006-1511-0000-000000-100	234.25
78639	22	1/12/2024	RC	Eastern Breakfast	006-1511-0000-000000-300	45.00
78639	23	1/12/2024	RC	Central Breakfast	006-1511-0000-000000-400	89.75
78639	24	1/12/2024	RC	Western Breakfast	006-1511-0000-000000-500	99.50
78695	21	1/26/2024	RC	HS/JH Breakfast	006-1511-0000-000000-100	324.50
78695	22	1/26/2024	RC	Eastern Breakfast	006-1511-0000-000000-300	60.00
78695	23	1/26/2024	RC	Central Breakfast	006-1511-0000-000000-400	73.25
78695	24	1/26/2024	RC	Western Breakfast	006-1511-0000-000000-500	149.50
78696	21	1/31/2024	RC	HS/JH Breakfast	006-1511-0000-000000-100	203.00
78696	22	1/31/2024	RC	Eastern Breakfast	006-1511-0000-000000-300	32.50
78696	23	1/31/2024	RC	Central Breakfast	006-1511-0000-000000-400	54.00
78696	24	1/31/2024	RC	Western Breakfast	006-1511-0000-000000-500	109.00
						\$ 1,830.25
Receipt:	1512					
78608	2	1/5/2024	RC	HS School Fees to Food Service - Olsen/Patton	006-1512-0000-000000-100	42.00
78635	1	1/5/2024	RC	HS/JH Stu. Type A	006-1512-0000-000000-100	2,995.20
78635	5	1/5/2024	RC	HS/JH ROA Stu. Type A	006-1512-0000-000000-100	(3,514.60)
78635	6	1/5/2024	RC	Eastern Stu. Type A	006-1512-0000-000000-300	1,254.00
78635	10	1/5/2024	RC	Eastern ROA Stu. Type A	006-1512-0000-000000-300	(832.46)
78635	11	1/5/2024	RC	Central Stu. Type A	006-1512-0000-000000-400	873.00
78635	15	1/5/2024	RC	Central ROA Stu. Type A	006-1512-0000-000000-400	(862.00)
78635	16	1/5/2024	RC	Western Stu. Type A	006-1512-0000-000000-500	987.00
78635	20	1/5/2024	RC	Western ROA Stu. Type A	006-1512-0000-000000-500	(897.25)
78639	1	1/12/2024	RC	HS/JH Stu. Type A	006-1512-0000-000000-100	4,074.75
78639	5	1/12/2024	RC	HS/JH ROA Stu. Type A	006-1512-0000-000000-100	(4,747.87)
78639	6	1/12/2024	RC	Eastern Stu. Type A	006-1512-0000-000000-300	1,587.00
78639	10	1/12/2024	RC	Eastern ROA Stu. Type A	006-1512-0000-000000-300	(1,524.55)
78639	11	1/12/2024	RC	Central Stu. Type A	006-1512-0000-000000-400	1,188.25
78639	15	1/12/2024	RC	Central ROA Stu. Type A	006-1512-0000-000000-400	(1,020.67)
78639	16	1/12/2024	RC	Western Stu. Type A	006-1512-0000-000000-500	1,245.00
78639	20	1/12/2024	RC	Western ROA Stu. Type A	006-1512-0000-000000-500	(1,012.50)
78695	1	1/26/2024	RC	HS/JH Stu. Type A	006-1512-0000-000000-100	4,996.25
78695	5	1/26/2024	RC	HS/JH ROA Stu. Type A	006-1512-0000-000000-100	(6,033.10)
78695	6	1/26/2024	RC	Eastern Stu. Type A	006-1512-0000-000000-300	2,013.00
78695	10	1/26/2024	RC	Eastern ROA Stu. Type A	006-1512-0000-000000-300	(1,821.25)
78695	11	1/26/2024	RC	Central Stu. Type A	006-1512-0000-000000-400	1,491.00
78695	15	1/26/2024	RC	Central ROA Stu. Type A	006-1512-0000-000000-400	(1,215.25)

Reporting Period: January 2024 (FY 2024)

2/2/24 9:59 AM

Start Date: 1/01/2024

End Date: 1/31/2024

LEXINGTON LOCAL SCHOOLS Receipts Ledger Report

Receipt #	Line #	Date	Type	Description	Full Account Code	Amount
78695	16	1/26/2024	RC	Western Stu. Type A	006-1512-0000-000000-500	\$ 1,557.00
78695	20	1/26/2024	RC	Western ROA Stu. Type A	006-1512-0000-000000-500	(1,278.50)
78688	6	1/31/2024	RC	HS Lunch - Pay For It	006-1512-0000-000000-100	14,952.35
78688	7	1/31/2024	RC	Jr High Lunch - Pay For It	006-1512-0000-000000-200	0.00
78688	8	1/31/2024	RC	Eastern Lunch - Pay For It	006-1512-0000-000000-300	4,353.25
78688	9	1/31/2024	RC	Central Lunch - Pay For It	006-1512-0000-000000-400	3,177.25
78688	10	1/31/2024	RC	Western Lunch - Pay For It	006-1512-0000-000000-500	2,976.75
78696	1	1/31/2024	RC	HS/JH Stu. Type A	006-1512-0000-000000-100	3,165.75
78696	5	1/31/2024	RC	HS/JH ROA Stu. Type A	006-1512-0000-000000-100	(3,865.28)
78696	6	1/31/2024	RC	Eastern Stu. Type A	006-1512-0000-000000-300	1,206.00
78696	10	1/31/2024	RC	Eastern ROA Stu. Type A	006-1512-0000-000000-300	(898.00)
78696	11	1/31/2024	RC	Central Stu. Type A	006-1512-0000-000000-400	855.00
78696	15	1/31/2024	RC	Central ROA Stu. Type A	006-1512-0000-000000-400	(871.24)
78696	16	1/31/2024	RC	Western Stu. Type A	006-1512-0000-000000-500	879.00
78696	20	1/31/2024	RC	Western ROA Stu. Type A	006-1512-0000-000000-500	(801.00)
						\$ 24,673.28
Receipt:	1513					
78635	3	1/5/2024	RC	HS/JH Stu. ALa Carte	006-1513-0000-000000-100	1,521.00
78635	8	1/5/2024	RC	Eastern Stu. Ala Carte	006-1513-0000-000000-300	143.75
78635	13	1/5/2024	RC	Central Stu. Ala Carte	006-1513-0000-000000-400	42.00
78635	18	1/5/2024	RC	Western Stu. Ala Carte	006-1513-0000-000000-500	1.75
78639	3	1/12/2024	RC	HS/JH Stu. ALa Carte	006-1513-0000-000000-100	2,400.00
78639	8	1/12/2024	RC	Eastern Stu. Ala Carte	006-1513-0000-000000-300	222.80
78639	13	1/12/2024	RC	Central Stu. Ala Carte	006-1513-0000-000000-400	61.75
78639	18	1/12/2024	RC	Western Stu. Ala Carte	006-1513-0000-000000-500	0.00
78695	3	1/26/2024	RC	HS/JH Stu. ALa Carte	006-1513-0000-000000-100	2,895.85
78695	8	1/26/2024	RC	Eastern Stu. Ala Carte	006-1513-0000-000000-300	275.00
78695	13	1/26/2024	RC	Central Stu. Ala Carte	006-1513-0000-000000-400	27.00
78695	18	1/26/2024	RC	Western Stu. Ala Carte	006-1513-0000-000000-500	0.00
78696	3	1/31/2024	RC	HS/JH Stu. ALa Carte	006-1513-0000-000000-100	1,586.25
78696	8	1/31/2024	RC	Eastern Stu. Ala Carte	006-1513-0000-000000-300	182.75
78696	13	1/31/2024	RC	Central Stu. Ala Carte	006-1513-0000-000000-400	49.50
78696	18	1/31/2024	RC	Western Stu. Ala Carte	006-1513-0000-000000-500	0.00
						\$ 9,409.40
Receipt:	1514					
78635	2	1/5/2024	RC	HS/JH Stu. Milk	006-1514-0000-000000-100	17.50
78635	7	1/5/2024	RC	Eastern Stu. Milk	006-1514-0000-000000-300	2.00
78635	12	1/5/2024	RC	Central Stu. Milk	006-1514-0000-000000-400	32.00
78635	17	1/5/2024	RC	Western Stu. Milk	006-1514-0000-000000-500	4.00
78639	2	1/12/2024	RC	HS/JH Stu. Milk	006-1514-0000-000000-100	25.50

Reporting Period: January 2024 (FY 2024)

Start Date: 1/01/2024

End Date: 1/31/2024

2/2/24 9:59 AM

LEXINGTON LOCAL SCHOOLS Receipts Ledger Report

Receipt #	Line #	Date	Type	Description	Full Account Code	Amount
78639	7	1/12/2024	RC	Eastern Stu. Milk	006-1514-0000-000000-300	\$ 1.00
78639	12	1/12/2024	RC	Central Stu. Milk	006-1514-0000-000000-400	44.50
78639	17	1/12/2024	RC	Western Stu. Milk	006-1514-0000-000000-500	4.50
78695	2	1/26/2024	RC	HS/JH Stu. Milk	006-1514-0000-000000-100	43.50
78695	7	1/26/2024	RC	Eastern Stu. Milk	006-1514-0000-000000-300	8.00
78695	12	1/26/2024	RC	Central Stu. Milk	006-1514-0000-000000-400	51.50
78695	17	1/26/2024	RC	Western Stu. Milk	006-1514-0000-000000-500	9.00
78696	2	1/31/2024	RC	HS/JH Stu. Milk	006-1514-0000-000000-100	13.50
78696	7	1/31/2024	RC	Eastern Stu. Milk	006-1514-0000-000000-300	2.00
78696	12	1/31/2024	RC	Central Stu. Milk	006-1514-0000-000000-400	33.50
78696	17	1/31/2024	RC	Western Stu. Milk	006-1514-0000-000000-500	3.00
						\$ 295.00
Receipt:	1523					
78635	4	1/5/2024	RC	HS/JH Adult Ala Carte	006-1523-0000-000000-100	128.45
78635	9	1/5/2024	RC	Eastern Adult Ala Carte	006-1523-0000-000000-300	20.00
78635	14	1/5/2024	RC	Central Adult Ala Carte	006-1523-0000-000000-400	17.00
78635	19	1/5/2024	RC	Western Adult Ala Carte	006-1523-0000-000000-500	7.50
78639	4	1/12/2024	RC	HS/JH Adult Ala Carte	006-1523-0000-000000-100	159.90
78639	9	1/12/2024	RC	Eastern Adult Ala Carte	006-1523-0000-000000-300	26.75
78639	14	1/12/2024	RC	Central Adult Ala Carte	006-1523-0000-000000-400	21.25
78639	19	1/12/2024	RC	Western Adult Ala Carte	006-1523-0000-000000-500	13.75
78695	4	1/26/2024	RC	HS/JH Adult Ala Carte	006-1523-0000-000000-100	190.50
78695	9	1/26/2024	RC	Eastern Adult Ala Carte	006-1523-0000-000000-300	34.00
78695	14	1/26/2024	RC	Central Adult Ala Carte	006-1523-0000-000000-400	8.50
78695	19	1/26/2024	RC	Western Adult Ala Carte	006-1523-0000-000000-500	20.00
78696	4	1/31/2024	RC	HS/JH Adult Ala Carte	006-1523-0000-000000-100	125.45
78696	9	1/31/2024	RC	Eastern Adult Ala Carte	006-1523-0000-000000-300	9.00
78696	14	1/31/2024	RC	Central Adult Ala Carte	006-1523-0000-000000-400	17.00
78696	19	1/31/2024	RC	Western Adult Ala Carte	006-1523-0000-000000-500	9.00
						\$ 808.05
Receipt:	4120					
78659	1	1/16/2024	RC	Federal Reimb Lunch High	006-4120-0000-000000-100	18,580.74
78659	2	1/16/2024	RC	Federal Reimb Lunch Jr High	006-4120-0000-000000-200	0.00
78659	3	1/16/2024	RC	Federal Reimb Lunch Central	006-4120-0000-000000-400	7,536.97
78659	4	1/16/2024	RC	Federal Reimb Lunch East	006-4120-0000-000000-300	11,045.51
78659	5	1/16/2024	RC	Federal Reimb Lunch Western	006-4120-0000-000000-500	7,671.12
78659	6	1/16/2024	RC	Fed Reimb Breakfast - High	006-4120-0000-000000-100	1,688.42
78659	7	1/16/2024	RC	Federal Reimb Breakfast - Jr H	006-4120-0000-000000-200	0.00
78659	8	1/16/2024	RC	Federal Reimb Break - Central	006-4120-0000-000000-400	1,367.14
78659	9	1/16/2024	RC	Federal Reimb Break - East	006-4120-0000-000000-300	1,034.12

Reporting Period: January 2024 (FY 2024)

Start Date: 1/01/2024

End Date: 1/31/2024

2/2/24 9:59 AM

LEXINGTON LOCAL SCHOOLS Receipts Ledger Report

Receipt #	Line #	Date	Type	Description	Full Account Code	Amount
78659	10	1/16/2024	RC	Federal Reimb Break - Western	006-4120-0000-000000-500	\$ 1,636.16
78659	11	1/16/2024	RC	Federal Reimb Special Milk - Western	006-4120-0000-000000-500	39.38
						\$ 50,599.56
						\$ 88,055.78
Fund:	007					
Receipt:	1410					
78700	5	1/31/2024	RC	Richland Bank Int - Minutemen	007-1410-9100-000000-000	208.46
						\$ 208.46
Receipt:	1820					
78611	1	1/8/2024	RC	LMAS donation - Whitney	007-1820-9100-000000-000	150.00
78626	1	1/10/2024	RC	LMAS donations - Whitney	007-1820-9100-000000-000	250.00
78634	3	1/11/2024	RC	LMAS Scholarship Donation - Whitney	007-1820-9100-000000-000	100.00
78642	4	1/12/2024	RC	LMAS Scholarship Donation - Whitney	007-1820-9100-000000-000	50.00
78651	1	1/22/2024	RC	LMAS donations - Whitney	007-1820-9100-000000-000	30.00
78666	4	1/25/2024	RC	LMAS Scholarship - Whitney	007-1820-9100-000000-000	50.00
						\$ 630.00
						\$ 838.46
Fund:	010					
Receipt:	1410					
78700	7	1/31/2024	RC	Classroom Facilities Fund	010-1410-0000-000000-000	1,860.68
						\$ 1,860.68
						\$ 1,860.68
Fund:	018					
Receipt:	1630					
78638	1	1/11/2024	RC	6th Grade Field Trip - Mansfield Play	018-1630-9300-000000-000	4.00
78631	1	1/11/2024	RC	Central fees princ acct	018-1630-9400-000000-000	12.00
78653	1	1/23/2024	RC	Central fees princ acct	018-1630-9400-000000-000	6.00
78669	1	1/26/2024	RC	Central fees princ acct	018-1630-9400-000000-000	54.00
78627	1	1/10/2024	RC	Western fees princ acct	018-1630-9500-000000-000	6.00
						\$ 82.00
Receipt:	1690					
78617	1	1/8/2024	RC	MD Coffee service	018-1690-9100-000000-000	176.50
78664	3	1/23/2024	RC	AP Exams	018-1690-9100-000000-000	40.00
78665	1	1/24/2024	RC	MD Coffee service	018-1690-9100-000000-000	196.05
78668	1	1/26/2024	RC	MD Coffee service	018-1690-9100-000000-000	183.00
78632	1	1/11/2024	RC	Central PBIS T-Shirts	018-1690-9400-000000-000	18.00
78654	1	1/18/2024	RC	Central PBIS T-Shirts	018-1690-9400-000000-000	28.00
78657	1	1/18/2024	RC	Central PBIS T-Shirts - Correction (12/18/23)	018-1690-9400-000000-000	(28.00)
78640	1	1/12/2024	RC	Western PBIS T-Shirts	018-1690-9500-000000-000	54.00
						\$ 667.55

Reporting Period: January 2024 (FY 2024)

Start Date: 1/01/2024

End Date: 1/31/2024

2/2/24 9:59 AM

LEXINGTON LOCAL SCHOOLS Receipts Ledger Report

Receipt #	Line #	Date	Type	Description	Full Account Code	Amount
Receipt: 1820						
78619	1	1/8/2024	RC	Give Back donation	018-1820-9100-000000-000	\$ 15.00
78638	2	1/11/2024	RC	Kona Ice	018-1820-9300-000000-000	250.00
						\$ 265.00
Receipt: 1890						
78621	1	1/8/2024	RC	Lost Library books	018-1890-9501-000000-000	10.00
78621	2	1/8/2024	RC	Box Tops	018-1890-9501-000000-000	26.80
						\$ 36.80
						\$ 1,051.35
Fund: 019						
Receipt: 1820						
78606	3	1/4/2024	RC	Martha Holden Jennings Grant - Dewey	019-1820-9401-000000-000	1,084.00
						\$ 1,084.00
Receipt: 1890						
78645	2	1/18/2024	RC	PTO Recycling - Central	019-1890-9121-000000-000	8.16
78645	3	1/18/2024	RC	PTO Recycling - Eastern	019-1890-9122-000000-000	8.16
78645	4	1/18/2024	RC	PTO Recycling - Western	019-1890-9123-000000-000	8.15
						\$ 24.47
						\$ 1,108.47
Fund: 024						
Receipt: 1410						
78700	2	1/31/2024	RC	Richland Bank Int. 024	024-1410-0000-000000-000	636.22
						\$ 636.22
Receipt: 1872						
78698	1	1/18/2024	RC	Board's Premiums January	024-1872-0000-000000-000	424,824.18
78699	1	1/18/2024	RC	Employees' Premiums January	024-1872-0000-000000-000	77,792.93
						\$ 502,617.11
						\$ 503,253.33
Fund: 034						
Receipt: 1111						
78661	5	1/24/2024	RC	Prop Tax Adv Richland Perm Imp (.5 Mill)	034-1111-0000-000000-000	8,010.00
						\$ 8,010.00
						\$ 8,010.00
Fund: 200						
Receipt: 1620						
78601	1	1/3/2024	RC	NHS T-Shirts	200-1620-9121-000000-000	725.00
						\$ 725.00
Receipt: 1690						
78600	1	1/3/2024	RC	Yearbook ad sales	200-1690-9119-000000-000	250.00
78618	1	1/8/2024	RC	Yearbook ad sales	200-1690-9119-000000-000	85.00

Reporting Period: January 2024 (FY 2024)

2/2/24 9:59 AM

Start Date: 1/01/2024

End Date: 1/31/2024

LEXINGTON LOCAL SCHOOLS Receipts Ledger Report

Receipt #	Line #	Date	Type	Description	Full Account Code	Amount	
78641	1	1/17/2024	RC	Yearbook ad sales	200-1690-9119-000000-000	\$ 85.00	
78663	1	1/23/2024	RC	Yearbook ad sales	200-1690-9119-000000-000	345.00	
78686	1	1/30/2024	RC	Yearbook ad sales	200-1690-9119-000000-000	85.00	
						\$ 850.00	
Receipt:	1820						
78685	1	1/30/2024	RC	Everbowl Proceeds	200-1820-9104-000000-000	200.00	
						\$ 200.00	
						\$ 1,775.00	
Fund:	300						
Receipt:	1610						
78598	1	1/2/2024	RC	Boys BB adm vs. Shelby Online Sales	300-1610-9600-000000-707	1,111.00	
78597	2	1/3/2024	RC	Boys BB adm vs. Ontario	300-1610-9600-000000-707	1,474.00	
78599	1	1/3/2024	RC	Boys BB adm vs. Shelby Online Sales	300-1610-9600-000000-707	1,400.00	
78604	1	1/4/2024	RC	Girls BB adm vs. Norwalk	300-1610-9600-000000-708	400.00	
78604	2	1/4/2024	RC	JH Girls BB adm vs. Mt. Vernon	300-1610-9600-000000-716	390.00	
78609	1	1/4/2024	RC	Boys BB adm vs. Shelby Online Sales	300-1610-9600-000000-707	2,300.80	
78610	1	1/8/2024	RC	Boys BB adm vs. Galion Online Sales	300-1610-9600-000000-707	14.00	
78612	1	1/8/2024	RC	Girls BB adm vs. Wooster	300-1610-9600-000000-708	483.00	
78613	2	1/8/2024	RC	Boys BB adm vs. Galion	300-1610-9600-000000-707	2,277.00	
78613	3	1/8/2024	RC	Boys BB adm vs. Ontario	300-1610-9600-000000-715	856.00	
78614	2	1/8/2024	RC	Boys BB adm vs. West Holmes	300-1610-9600-000000-707	2,022.00	
78616	1	1/9/2024	RC	Boys BB adm vs. Galion Online Sales	300-1610-9600-000000-707	10.00	
78616	2	1/9/2024	RC	Boys BB adm vs. West Holmes Online Sales	300-1610-9600-000000-707	76.90	
78616	3	1/9/2024	RC	JH Boys BB adm vs. Ontario Online Sales	300-1610-9600-000000-715	3.00	
78622	1	1/9/2024	RC	JH Boys BB adm vs. Mansfield	300-1610-9600-000000-715	445.00	
78623	1	1/9/2024	RC	Winter Season Tickets	300-1610-9600-000000-000	420.00	
78624	2	1/10/2024	RC	Boys BB adm vs. Mt. Vernon	300-1610-9600-000000-707	1,413.00	
78629	1	1/10/2024	RC	Boys BB adm vs. Galion Online Sales	300-1610-9600-000000-707	145.90	
78629	2	1/10/2024	RC	Boys BB adm vs. West Holmes Online Sales	300-1610-9600-000000-707	21.90	
78629	3	1/10/2024	RC	JH Boys BB adm vs. Ontario Online Sales	300-1610-9600-000000-715	44.00	
78629	4	1/10/2024	RC	JH Boys BB adm vs. Mansfield Online Sales	300-1610-9600-000000-715	15.00	
78629	5	1/10/2024	RC	Boys BB adm vs. Mt. Vernon Online Sales	300-1610-9600-000000-707	14.00	
78629	6	1/10/2024	RC	Girls BB adm vs. Wooster Online Sales	300-1610-9600-000000-708	19.00	
78630	1	1/11/2024	RC	Boys BB adm vs. Mt. Vernon Online Sales	300-1610-9600-000000-707	114.00	
78643	1	1/16/2024	RC	JH Boys BB adm vs. West Holmes	300-1610-9600-000000-715	241.00	
78643	3	1/16/2024	RC	Freshmen Boys BB adm vs. Colonel Crawford	300-1610-9600-000000-707	241.00	
78644	1	1/16/2024	RC	Freshmen Boys BB adm vs. Colonel Crawford Online Sales	300-1610-9600-000000-707	5.00	
78644	2	1/16/2024	RC	JH Boys BB adm vs. West Holmes Online Sales	300-1610-9600-000000-715	5.00	
78646	1	1/19/2024	RC	Girls BB adm vs. Mt. Vernon	300-1610-9600-000000-708	418.00	

Reporting Period: January 2024 (FY 2024)

2/2/24 9:59 AM

Start Date: 1/01/2024

End Date: 1/31/2024

LEXINGTON LOCAL SCHOOLS
Receipts Ledger Report

Receipt #	Line #	Date	Type	Description	Full Account Code	Amount
78650	1	1/22/2024	RC	Boys BB adm vs. Mansfield Sr. Online Sales	300-1610-9600-000000-707	\$ 95.00
78650	2	1/22/2024	RC	Girls BB adm vs. Madison Online Sales	300-1610-9600-000000-708	14.00
78655	2	1/22/2024	RC	Boys BB adm vs. Mansfield Sr.	300-1610-9600-000000-707	2,644.00
78655	3	1/22/2024	RC	JH Boys BB adm vs. Clear Fork	300-1610-9600-000000-715	776.00
78656	1	1/22/2024	RC	Girls BB adm vs. Mansfield Sr.	300-1610-9600-000000-708	568.00
78689	1	1/23/2024	RC	Boys BB adm vs. Mansfield Sr. Online Sales	300-1610-9600-000000-707	35.00
78660	1	1/24/2024	RC	Boys BB adm vs. Mansfield Sr. Online Sales	300-1610-9600-000000-707	403.00
78660	2	1/24/2024	RC	JH Boys BB adm vs. Clear Fork Online Sales	300-1610-9600-000000-715	26.00
78662	1	1/24/2024	RC	JH Girls BB adm vs. Wooster	300-1610-9600-000000-716	280.00
78662	2	1/24/2024	RC	JH Girls BB adm vs. Utica	300-1610-9600-000000-716	307.00
78662	3	1/24/2024	RC	Winter Season Tickets	300-1610-9600-000000-000	260.00
78672	1	1/25/2024	RC	JH Boys BB adm vs. Shelby	300-1610-9600-000000-715	467.00
78671	1	1/26/2024	RC	Swimming Adm vs. Findlay	300-1610-9600-000000-709	215.00
78673	1	1/29/2024	RC	Boys BB adm vs. Ashland Online Sales	300-1610-9600-000000-707	19.00
78673	2	1/29/2024	RC	HS Swim adm vs. Findlay Online Sales	300-1610-9600-000000-709	63.00
78678	1	1/29/2024	RC	Girls BB adm vs. New Philadelphia	300-1610-9600-000000-708	612.00
78679	2	1/29/2024	RC	Boys BB adm vs. Ashland	300-1610-9600-000000-707	2,550.00
78680	1	1/29/2024	RC	JH OCC 8th Grade Girls BB Adm	300-1610-9600-000000-716	730.00
78682	1	1/30/2024	RC	Boys BB adm vs. Ashland Online Sales	300-1610-9600-000000-707	115.00
78690	1	1/30/2024	RC	Swimming Adm vs. Madison	300-1610-9600-000000-709	431.00
78691	1	1/30/2024	RC	OCC JH Girls BB tourn adm	300-1610-9600-000000-716	674.00
78683	1	1/31/2024	RC	Girls BB adm vs. New Philadelphia Online Sales	300-1610-9600-000000-708	54.00
						\$ 27,717.50
Receipt:	1620					
78597	1	1/3/2024	RC	Boys BB - Program sales	300-1620-9600-000000-707	120.00
78613	1	1/8/2024	RC	Boys BB - Program sales	300-1620-9600-000000-707	50.00
78614	1	1/8/2024	RC	Boys BB - Program sales	300-1620-9600-000000-707	35.00
78624	1	1/10/2024	RC	Boys BB - Program sales	300-1620-9600-000000-707	30.00
78655	1	1/22/2024	RC	Boys BB - Program sales	300-1620-9600-000000-707	30.00
78679	1	1/29/2024	RC	Boys BB - Program sales	300-1620-9600-000000-707	75.00
						\$ 340.00
Receipt:	1690					
78603	1	1/4/2024	RC	BG Swim Trip	300-1690-9600-000000-000	145.00
78603	2	1/4/2024	RC	Athletic Boosters BGSU Meal Swim	300-1690-9600-000000-000	407.80
78643	4	1/16/2024	RC	OHSAA Regional Boys Soccer Tourney Stipend	300-1690-9600-000000-000	750.00
78680	2	1/29/2024	RC	Cheer Camp	300-1690-9600-000000-000	423.00
						\$ 1,725.80
Receipt:	1890					
78643	2	1/16/2024	RC	Swim Invite Entry Fee	300-1890-9600-000000-709	250.00
						\$ 250.00

Reporting Period: January 2024 (FY 2024)

2/2/24 9:59 AM

Start Date: 1/01/2024

End Date: 1/31/2024

LEXINGTON LOCAL SCHOOLS
Receipts Ledger Report

Receipt #	Line #	Date	Type	Description	Full Account Code	Amount	
						\$ 30,033.30	
Fund:	507						
Receipt:	4220						
78676	1	1/30/2024	RC	ARP ESSER Revenue	507-4220-9022-000000-000	\$ 24,388.50	
						\$ 24,388.50	
						\$ 24,388.50	
Fund:	516						
Receipt:	4220						
78674	1	1/29/2024	RC	IDEA-B Revenue	516-4220-9024-000000-000	69,954.62	
						\$ 69,954.62	
						\$ 69,954.62	
Fund:	572						
Receipt:	4220						
78677	1	1/30/2024	RC	Title I Revenue	572-4220-9024-000000-000	42,494.11	
						\$ 42,494.11	
						\$ 42,494.11	
Fund:	590						
Receipt:	4220						
78675	1	1/29/2024	RC	Title II-A Revenue	590-4220-9024-000000-000	16,506.67	
						\$ 16,506.67	
						\$ 16,506.67	
Grand Total						\$ 2,557,381.72	

Reporting Period: January 2024 (FY 2024)
 As Of Period: 01/31/2024

2/2/24 10:00 AM

LEXINGTON LOCAL SCHOOLS
Revenue Account Summary

Fund-SCC	Description	FYTDReceivable	FYTD Received	MTD Received	YTD Received
SCC:	0000				
001-0000	GENERAL FUND	\$ 24,404,761.85	\$ 13,265,684.34	\$ 1,620,017.29	\$ 1,620,017.29
		\$ 24,404,761.85	\$ 13,265,684.34	\$ 1,620,017.29	\$ 1,620,017.29
SCC:	9412				
001-9412	GENERAL BUDGET RESERVE SET- ASIDE-1%/BWC	0.00	0.00	0.00	0.00
		\$ 0.00	\$ 0.00	\$ 0.00	\$ 0.00
SCC:	0000				
002-0000	BOND RETIREMENT FUND	3,477,883.26	1,487,027.79	100,926.00	100,926.00
003-0000	PERMANENT IMPROVEMENT FUND	756,070.09	355,107.62	45,657.00	45,657.00
004-0000	LFI BUILDING FUND	34,475.68	11,135.76	1,451.16	1,451.16
006-0000	FOOD SERVICE FUND	902,564.58	522,157.52	88,055.78	88,055.78
		\$ 5,170,993.61	\$ 2,375,428.69	\$ 236,089.94	\$ 236,089.94
SCC:	9100				
007-9100	LEXINGTON MINUTEMEN ACADEMIC SCHOLARSHIP FUND	17,443.76	8,081.83	838.46	838.46
		\$ 17,443.76	\$ 8,081.83	\$ 838.46	\$ 838.46
SCC:	9800				
007-9800	TERRY McCAMMON SCHOLARSHIP FUND	0.00	0.00	0.00	0.00
		\$ 0.00	\$ 0.00	\$ 0.00	\$ 0.00
SCC:	9801				
007-9801	MINUTEMAN ALUMNI SCHOLARSHIP FUND	0.00	0.00	0.00	0.00
		\$ 0.00	\$ 0.00	\$ 0.00	\$ 0.00
SCC:	9999				
007-9999	LEXINGTON SCHOOLS TRUST FUND	0.00	0.00	0.00	0.00
		\$ 0.00	\$ 0.00	\$ 0.00	\$ 0.00
SCC:	0000				
010-0000	CLASSROOM FACILITIES CONSTRUCTION FUND	61,643.69	14,492.63	1,860.68	1,860.68
		\$ 61,643.69	\$ 14,492.63	\$ 1,860.68	\$ 1,860.68
SCC:	9100				
018-9100	HIGH SCHOOL PRINCIPAL'S FUND	6,613.67	4,065.37	610.55	610.55
		\$ 6,613.67	\$ 4,065.37	\$ 610.55	\$ 610.55
SCC:	9101				
018-9101	HIGH SCHOOL FLOWER FUND	0.00	0.00	0.00	0.00
		\$ 0.00	\$ 0.00	\$ 0.00	\$ 0.00
SCC:	9200				
018-9200	JUNIOR HIGH PRINCIPAL'S FUND	81.58	2,773.81	0.00	0.00
		\$ 81.58	\$ 2,773.81	\$ 0.00	\$ 0.00
SCC:	9300				

Reporting Period: January 2024 (FY 2024)
 As Of Period: 01/31/2024

2/2/24 10:00 AM

LEXINGTON LOCAL SCHOOLS
Revenue Account Summary

Fund-SCC	Description	FYTDReceivable	FYTD Received	MTD Received	YTD Received
018-9300	EASTERN PRINCIPAL'S FUND	\$ 8,496.87	\$ 10,807.79	\$ 254.00	\$ 254.00
		\$ 8,496.87	\$ 10,807.79	\$ 254.00	\$ 254.00
SCC:	9301				
018-9301	EASTERN ELEMENTARY BOOKFAIR/BOXTOPS FUND	4,721.10	1,837.52	0.00	0.00
		\$ 4,721.10	\$ 1,837.52	\$ 0.00	\$ 0.00
SCC:	9302				
018-9302	EASTERN ELEMENTARY MATH	0.00	0.00	0.00	0.00
		\$ 0.00	\$ 0.00	\$ 0.00	\$ 0.00
SCC:	9303				
018-9303	EASTERN RUN CLUB	1,060.00	1,030.00	0.00	0.00
		\$ 1,060.00	\$ 1,030.00	\$ 0.00	\$ 0.00
SCC:	9400				
018-9400	CENTRAL PRINCIPAL'S FUND	2,631.22	1,148.22	90.00	90.00
		\$ 2,631.22	\$ 1,148.22	\$ 90.00	\$ 90.00
SCC:	9401				
018-9401	CENTRAL ELEMENTARY BOOKFAIR FUND	5,763.24	3,884.90	0.00	0.00
		\$ 5,763.24	\$ 3,884.90	\$ 0.00	\$ 0.00
SCC:	9402				
018-9402	CENTRAL ELEMENTARY ART	0.00	0.00	0.00	0.00
		\$ 0.00	\$ 0.00	\$ 0.00	\$ 0.00
SCC:	9500				
018-9500	WESTERN PRINCIPAL'S FUND	4,619.70	2,048.84	60.00	60.00
		\$ 4,619.70	\$ 2,048.84	\$ 60.00	\$ 60.00
SCC:	9501				
018-9501	WESTERN ELEMENTARY BOOKFAIR/BOXTOPS FUND	4,296.06	85.17	36.80	36.80
		\$ 4,296.06	\$ 85.17	\$ 36.80	\$ 36.80
SCC:	9502				
018-9502	HIGH SCHOOL ACADEMIC BOOSTERS FUND	0.00	0.00	0.00	0.00
		\$ 0.00	\$ 0.00	\$ 0.00	\$ 0.00
SCC:	9503				
018-9503	WESTERN ELEMENTARY ART	0.00	0.00	0.00	0.00
		\$ 0.00	\$ 0.00	\$ 0.00	\$ 0.00
SCC:	9602				
018-9602	JUNIOR HIGH ACADEMIC BOOSTERS FUND	0.00	0.00	0.00	0.00
		\$ 0.00	\$ 0.00	\$ 0.00	\$ 0.00
SCC:	9901				
018-9901	JUNIOR HIGH TEACHER ADVISORY FUND	0.00	0.00	0.00	0.00

Reporting Period: January 2024 (FY 2024)
 As Of Period: 01/31/2024

2/2/24 10:00 AM

LEXINGTON LOCAL SCHOOLS
Revenue Account Summary

Fund-SCC	Description	FYTDReceivable	FYTD Received	MTD Received	YTD Received
SCC:	9001	\$ 0.00	\$ 0.00	\$ 0.00	\$ 0.00
019-9001	ACADEMIC BOOSTERS GRANTS	\$ 0.00	\$ 0.00	\$ 0.00	\$ 0.00
		\$ 0.00	\$ 0.00	\$ 0.00	\$ 0.00
SCC:	9121				
019-9121	CENTRAL ELEMENTARY PTO GRANTS	1,100.00	50.82	8.16	8.16
		\$ 1,100.00	\$ 50.82	\$ 8.16	\$ 8.16
SCC:	9122				
019-9122	EASTERN ELEMENTARY PTO GRANTS	1,100.00	53.71	8.16	8.16
		\$ 1,100.00	\$ 53.71	\$ 8.16	\$ 8.16
SCC:	9123				
019-9123	WESTERN ELEMENTARY PTO GRANTS	1,100.00	52.27	8.15	8.15
		\$ 1,100.00	\$ 52.27	\$ 8.15	\$ 8.15
SCC:	9200				
019-9200	RICHLAND COUNTY FOUNDATION GRANT PLAYGROUND	0.00	0.00	0.00	0.00
		\$ 0.00	\$ 0.00	\$ 0.00	\$ 0.00
SCC:	9201				
019-9201	RICHLAND COUNTY FOUNDATION GRANT CENTRAL PRID	0.00	0.00	0.00	0.00
		\$ 0.00	\$ 0.00	\$ 0.00	\$ 0.00
SCC:	9202				
019-9202	RICHLAND COUNTY FOUNDATION GRANT-HENSEL FY15	0.00	0.00	0.00	0.00
		\$ 0.00	\$ 0.00	\$ 0.00	\$ 0.00
SCC:	9204				
019-9204	RICHLAND COUNTY FOUNDATION GRANT-PELPHREY 15	0.00	0.00	0.00	0.00
		\$ 0.00	\$ 0.00	\$ 0.00	\$ 0.00
SCC:	9205				
019-9205	RICHLAND CO FOUNDATION GRANT-STAINED GLASS 16	0.00	0.00	0.00	0.00
		\$ 0.00	\$ 0.00	\$ 0.00	\$ 0.00
SCC:	9206				
019-9206	RICHLAND CO FOUNDATION GRANT-SEASONAL SCIE 16	0.00	0.00	0.00	0.00
		\$ 0.00	\$ 0.00	\$ 0.00	\$ 0.00
SCC:	9207				
019-9207	RICHLAND CO FOUNDATION-SCORE COMMON CORE 16	0.00	0.00	0.00	0.00
		\$ 0.00	\$ 0.00	\$ 0.00	\$ 0.00

Reporting Period: January 2024 (FY 2024)
 As Of Period: 01/31/2024

2/2/24 10:00 AM

LEXINGTON LOCAL SCHOOLS
Revenue Account Summary

Fund-SCC	Description	FYTDReceivable	FYTD Received	MTD Received	YTD Received
SCC:	9208				
019-9208	RICHLAND CO FOUND-BUILD A COMM OF READERS	\$ 0.00	\$ 0.00	\$ 0.00	\$ 0.00
		\$ 0.00	\$ 0.00	\$ 0.00	\$ 0.00
SCC:	9209				
019-9209	RICH CO FOUND-LEARN TO READ FOR A LIFETIME	0.00	0.00	0.00	0.00
		\$ 0.00	\$ 0.00	\$ 0.00	\$ 0.00
SCC:	9210				
019-9210	RICH CO FOUND-MULTI-SENS APPROACH TO LEARNING	0.00	0.00	0.00	0.00
		\$ 0.00	\$ 0.00	\$ 0.00	\$ 0.00
SCC:	9211				
019-9211	RICH CO FOUND-BEE AWARENESS	0.00	0.00	0.00	0.00
		\$ 0.00	\$ 0.00	\$ 0.00	\$ 0.00
SCC:	9212				
019-9212	RICH CO FOUND-DONT LET THE PIGEON STOP TALK	0.00	0.00	0.00	0.00
		\$ 0.00	\$ 0.00	\$ 0.00	\$ 0.00
SCC:	9213				
019-9213	RICH CO FOUND-BRAIN GAMES 5.0	0.00	0.00	0.00	0.00
		\$ 0.00	\$ 0.00	\$ 0.00	\$ 0.00
SCC:	9214				
019-9214	RICH CO FOUND-TALKING SENSE TO OUR NUMBERS	0.00	0.00	0.00	0.00
		\$ 0.00	\$ 0.00	\$ 0.00	\$ 0.00
SCC:	9215				
019-9215	RICH CO FOUND-SEE THE CIVILIZATION	0.00	0.00	0.00	0.00
		\$ 0.00	\$ 0.00	\$ 0.00	\$ 0.00
SCC:	9216				
019-9216	RICH CO FOUND-SCIENCE OLYMPIAD	0.00	0.00	0.00	0.00
		\$ 0.00	\$ 0.00	\$ 0.00	\$ 0.00
SCC:	9217				
019-9217	RICH CO FOUND-KICK BACK WITH CLASSICS	0.00	0.00	0.00	0.00
		\$ 0.00	\$ 0.00	\$ 0.00	\$ 0.00
SCC:	9218				
019-9218	RICH CO FOUND-WRITE STUFF STEAM KIT	0.00	0.00	0.00	0.00
		\$ 0.00	\$ 0.00	\$ 0.00	\$ 0.00
SCC:	9219				
019-9219	RICH CO FOUND-CLASSROOM	0.00	0.00	0.00	0.00

Reporting Period: January 2024 (FY 2024)
 As Of Period: 01/31/2024

2/2/24 10:00 AM

LEXINGTON LOCAL SCHOOLS
Revenue Account Summary

Fund-SCC	Description	FYTDReceivable	FYTD Received	MTD Received	YTD Received
	LIBRARY				
SCC:	9220	\$ 0.00	\$ 0.00	\$ 0.00	\$ 0.00
019-9220	RICH CO FOUND-LEGOS AND BUILDING BLOCKS	\$ 0.00	\$ 0.00	\$ 0.00	\$ 0.00
SCC:	9221	\$ 0.00	\$ 0.00	\$ 0.00	\$ 0.00
019-9221	RICH CO FOUND-SCIENCE DISCOVERY BINS	0.00	0.00	0.00	0.00
SCC:	9222	\$ 0.00	\$ 0.00	\$ 0.00	\$ 0.00
019-9222	RICH CO FOUND-ONE BIG HAPPY FAMILY	0.00	0.00	0.00	0.00
SCC:	9223	\$ 0.00	\$ 0.00	\$ 0.00	\$ 0.00
019-9223	RICH CO FOUND-MAKER MAVEN STEM	0.00	0.00	0.00	0.00
SCC:	9224	\$ 0.00	\$ 0.00	\$ 0.00	\$ 0.00
019-9224	RICH CO FOUND-STEM SNAP CIRCUITS	0.00	0.00	0.00	0.00
SCC:	9225	\$ 0.00	\$ 0.00	\$ 0.00	\$ 0.00
019-9225	RICH CO FOUND GRANT-STEM MATERIALS SNAP CIRCUITS	0.00	0.00	0.00	0.00
SCC:	9226	\$ 0.00	\$ 0.00	\$ 0.00	\$ 0.00
019-9226	RICH CO FOUND GRANT-SCIENCE ENRICH FIELD TRIP	0.00	0.00	0.00	0.00
SCC:	9227	\$ 0.00	\$ 0.00	\$ 0.00	\$ 0.00
019-9227	RICH CO FOUND GRANT-CAREER BOOKS AND ACTIVITIES	0.00	0.00	0.00	0.00
SCC:	9228	\$ 0.00	\$ 0.00	\$ 0.00	\$ 0.00
019-9228	RICH CO FOUND GRANT-SOCIAL STUDIES MAKERSPACE	0.00	0.00	0.00	0.00
SCC:	9229	\$ 0.00	\$ 0.00	\$ 0.00	\$ 0.00
019-9229	RICHLAND CO FOUND GRANT-SCIENCE LAB ACTIVITY REVITALIZATION	1,322.53	1,322.53	0.00	0.00
SCC:	9230	\$ 1,322.53	\$ 1,322.53	\$ 0.00	\$ 0.00

Reporting Period: January 2024 (FY 2024)

2/2/24 10:00 AM

As Of Period: 01/31/2024

LEXINGTON LOCAL SCHOOLS
Revenue Account Summary

Fund-SCC	Description	FYTDReceivable	FYTD Received	MTD Received	YTD Received
019-9230	RICHLAND CO FOUND GRANT-STEAMTASTIC LEARNING	\$ 1,491.87	\$ 1,491.87	\$ 0.00	\$ 0.00
SCC:	9231	\$ 1,491.87	\$ 1,491.87	\$ 0.00	\$ 0.00
019-9231	RICHLAND CO FOUND GRANT-SOCIAL STUDIES BOARD GAME STUDIO	1,413.47	1,413.47	0.00	0.00
SCC:	9232	\$ 1,413.47	\$ 1,413.47	\$ 0.00	\$ 0.00
019-9232	RICHLAND CO FOUND GRANT-MARVELOUS MATHEMATICAL THINKING	1,046.05	1,046.05	0.00	0.00
SCC:	9233	\$ 1,046.05	\$ 1,046.05	\$ 0.00	\$ 0.00
019-9233	RICHLAND CO FOUND GRANT-FOOTPRINT IMPRESSION LAB PROJECT	1,480.00	1,480.00	0.00	0.00
SCC:	9234	\$ 1,480.00	\$ 1,480.00	\$ 0.00	\$ 0.00
019-9234	RICHLAND CO FOUND GRANT-CIRCUIT CRAZE	1,184.63	1,184.63	0.00	0.00
SCC:	9235	\$ 1,184.63	\$ 1,184.63	\$ 0.00	\$ 0.00
019-9235	RICHLAND CO FOUND GRANT-NOVELS IN VERSE BOOK CLUB	1,075.65	1,075.65	0.00	0.00
SCC:	9236	\$ 1,075.65	\$ 1,075.65	\$ 0.00	\$ 0.00
019-9236	RICHLAND CO FOUND GRANT-CODING EXPRESS BY LEGO EDUCATION	250.00	250.00	0.00	0.00
SCC:	9301	\$ 250.00	\$ 250.00	\$ 0.00	\$ 0.00
019-9301	RICH CO FOUND/SECO ROBOTICS GRANT (HEIMANN)	0.00	0.00	0.00	0.00
SCC:	9302	\$ 0.00	\$ 0.00	\$ 0.00	\$ 0.00
019-9302	RICH CO RETIRED TEACHERS ASSOC	0.00	0.00	0.00	0.00
SCC:	9303	\$ 0.00	\$ 0.00	\$ 0.00	\$ 0.00
019-9303	OHIO POWER GRANT (BERRY)	0.00	0.00	0.00	0.00
SCC:	9304	\$ 0.00	\$ 0.00	\$ 0.00	\$ 0.00
019-9304	RICHLAND CO RETIRED TEACHERS - HS ENGLISH	0.00	0.00	0.00	0.00

Reporting Period: January 2024 (FY 2024)
 As Of Period: 01/31/2024

2/2/24 10:00 AM

LEXINGTON LOCAL SCHOOLS
Revenue Account Summary

Fund-SCC	Description	FYTDReceivable	FYTD Received	MTD Received	YTD Received
SCC:	9305	\$ 0.00	\$ 0.00	\$ 0.00	\$ 0.00
019-9305	OTHER GRANT	\$ 500.00	\$ 0.00	\$ 0.00	\$ 0.00
		\$ 500.00	\$ 0.00	\$ 0.00	\$ 0.00
SCC:	9401				
019-9401	OTHER GRANT	0.00	1,084.00	1,084.00	1,084.00
		\$ 0.00	\$ 1,084.00	\$ 1,084.00	\$ 1,084.00
SCC:	9500				
019-9500	DOLLAR GENERAL LIT FOUND - YOUTH LIT FY16	0.00	0.00	0.00	0.00
		\$ 0.00	\$ 0.00	\$ 0.00	\$ 0.00
SCC:	9502				
019-9502	RICHLAND CO HMG SENSORY GRANT	0.00	0.00	0.00	0.00
		\$ 0.00	\$ 0.00	\$ 0.00	\$ 0.00
SCC:	9616				
019-9616	WALMART TEACHER OF THE YEAR-DANIELLE SAVAGE	0.00	0.00	0.00	0.00
		\$ 0.00	\$ 0.00	\$ 0.00	\$ 0.00
SCC:	9601				
022-9601	OHSAA TOURNAMENT AGENCY FUND	0.00	6,998.00	0.00	0.00
		\$ 0.00	\$ 6,998.00	\$ 0.00	\$ 0.00
SCC:	0000				
024-0000	EMPLOYEE BENEFITS FUND FOR MEDICAL/DENTAL	5,490,241.05	3,318,860.29	503,253.33	503,253.33
034-0000	OFCC PROJECT MAINTENANCE FUND	189,025.69	83,330.11	8,010.00	8,010.00
		\$ 5,679,266.74	\$ 3,402,190.40	\$ 511,263.33	\$ 511,263.33
SCC:	9101				
200-9101	HIGH SCHOOL ART CLUB	0.00	0.00	0.00	0.00
		\$ 0.00	\$ 0.00	\$ 0.00	\$ 0.00
SCC:	9102				
200-9102	HIGH SCHOOL DRAMA CLUB	12,088.93	0.00	0.00	0.00
		\$ 12,088.93	\$ 0.00	\$ 0.00	\$ 0.00
SCC:	9103				
200-9103	HIGH SCHOOL MATH CLUB	0.00	0.00	0.00	0.00
		\$ 0.00	\$ 0.00	\$ 0.00	\$ 0.00
SCC:	9104				
200-9104	HIGH SCHOOL LEADERSHIP COUNCIL	0.00	200.00	200.00	200.00
		\$ 0.00	\$ 200.00	\$ 200.00	\$ 200.00
SCC:	9105				

Reporting Period: January 2024 (FY 2024)
 As Of Period: 01/31/2024

2/2/24 10:00 AM

LEXINGTON LOCAL SCHOOLS
Revenue Account Summary

Fund-SCC	Description	FYTDReceivable	FYTD Received	MTD Received	YTD Received
200-9105	HIGH SCHOOL FRENCH CLUB	\$ 105.00	\$ 0.00	\$ 0.00	\$ 0.00
		\$ 105.00	\$ 0.00	\$ 0.00	\$ 0.00
SCC:	9107				
200-9107	HIGH SCHOOL SPANISH CLUB	0.00	420.00	0.00	0.00
		\$ 0.00	\$ 420.00	\$ 0.00	\$ 0.00
SCC:	9108				
200-9108	HIGH SCHOOL LEO CLUB	417.45	816.68	0.00	0.00
		\$ 417.45	\$ 816.68	\$ 0.00	\$ 0.00
SCC:	9114				
200-9114	HIGH SCHOOL STUDENT COUNCIL FUND	6,186.00	615.00	0.00	0.00
		\$ 6,186.00	\$ 615.00	\$ 0.00	\$ 0.00
SCC:	9115				
200-9115	HIGH SCHOOL KEY CLUB	891.00	1,745.00	0.00	0.00
		\$ 891.00	\$ 1,745.00	\$ 0.00	\$ 0.00
SCC:	9116				
200-9116	HIGH SCHOOL CHESS CLUB	0.00	0.00	0.00	0.00
		\$ 0.00	\$ 0.00	\$ 0.00	\$ 0.00
SCC:	9119				
200-9119	HIGH SCHOOL YEARBOOK FUND	8,718.00	9,621.00	850.00	850.00
		\$ 8,718.00	\$ 9,621.00	\$ 850.00	\$ 850.00
SCC:	9120				
200-9120	HIGH SCHOOL JOURNALISM FUND	0.00	0.00	0.00	0.00
		\$ 0.00	\$ 0.00	\$ 0.00	\$ 0.00
SCC:	9121				
200-9121	HIGH SCHOOL NATIONAL HONOR SOCIETY	5,770.00	3,633.00	725.00	725.00
		\$ 5,770.00	\$ 3,633.00	\$ 725.00	\$ 725.00
SCC:	9160				
200-9160	HIGH SCHOOL GERMAN CLUB	0.00	0.00	0.00	0.00
		\$ 0.00	\$ 0.00	\$ 0.00	\$ 0.00
SCC:	9201				
200-9201	JUNIOR HIGH ART CLUB	777.18	0.00	0.00	0.00
		\$ 777.18	\$ 0.00	\$ 0.00	\$ 0.00
SCC:	9204				
200-9204	JUNIOR HIGH STUDENT COUNCIL FUND	1,266.00	946.00	0.00	0.00
		\$ 1,266.00	\$ 946.00	\$ 0.00	\$ 0.00
SCC:	9205				
200-9205	JUNIOR HIGH LIBRARY CLUB	0.00	0.00	0.00	0.00
		\$ 0.00	\$ 0.00	\$ 0.00	\$ 0.00
SCC:	9301				

Reporting Period: January 2024 (FY 2024)
 As Of Period: 01/31/2024

2/2/24 10:00 AM

LEXINGTON LOCAL SCHOOLS
Revenue Account Summary

Fund-SCC	Description	FYTDReceivable	FYTD Received	MTD Received	YTD Received
200-9301	EASTERN ELEMENTARY STUDENT ACTIVITY FUND	\$ 3,476.77	\$ 0.00	\$ 0.00	\$ 0.00
		\$ 3,476.77	\$ 0.00	\$ 0.00	\$ 0.00
SCC:	9302				
200-9302	EASTERN ELEMENTARY ROBOTICS FUND	0.00	0.00	0.00	0.00
		\$ 0.00	\$ 0.00	\$ 0.00	\$ 0.00
SCC:	9401				
200-9401	CENTRAL ELEMENTARY STUDENT ACTIVITY FUND	0.00	0.00	0.00	0.00
		\$ 0.00	\$ 0.00	\$ 0.00	\$ 0.00
SCC:	9611				
200-9611	HIGH SCHOOL INFORMED TEENS FUND	0.00	24.27	0.00	0.00
		\$ 0.00	\$ 24.27	\$ 0.00	\$ 0.00
SCC:	9612				
200-9612	JUNIOR HIGH INFORMED TEENS FUND	1,154.22	10.14	0.00	0.00
		\$ 1,154.22	\$ 10.14	\$ 0.00	\$ 0.00
SCC:	9106				
300-9106	HIGH SCHOOL INTRAMURALS	0.00	0.00	0.00	0.00
		\$ 0.00	\$ 0.00	\$ 0.00	\$ 0.00
SCC:	9115				
300-9115	JAZZ BAND	0.00	0.00	0.00	0.00
		\$ 0.00	\$ 0.00	\$ 0.00	\$ 0.00
SCC:	9116				
300-9116	CHOIR	0.00	0.00	0.00	0.00
		\$ 0.00	\$ 0.00	\$ 0.00	\$ 0.00
SCC:	9206				
300-9206	JUNIOR HIGH PHYS ED DEPARTMENT FUND	786.00	0.00	0.00	0.00
		\$ 786.00	\$ 0.00	\$ 0.00	\$ 0.00
SCC:	9210				
300-9210	JR HIGH INSTRUMENTAL	0.00	0.00	0.00	0.00
		\$ 0.00	\$ 0.00	\$ 0.00	\$ 0.00
SCC:	9600				
300-9600	ATHLETIC FUND	256,500.00	215,719.51	30,033.30	30,033.30
		\$ 256,500.00	\$ 215,719.51	\$ 30,033.30	\$ 30,033.30
SCC:	9601				
300-9601	ATHLETIC CAPITAL FUND	37,000.00	33,500.00	0.00	0.00
		\$ 37,000.00	\$ 33,500.00	\$ 0.00	\$ 0.00
SCC:	9602				
300-9602	ORCHESTRA	0.00	0.00	0.00	0.00

Reporting Period: January 2024 (FY 2024)
 As Of Period: 01/31/2024

2/2/24 10:00 AM

LEXINGTON LOCAL SCHOOLS
Revenue Account Summary

Fund-SCC	Description	FYTDReceivable	FYTD Received	MTD Received	YTD Received
SCC:	9603	\$ 0.00	\$ 0.00	\$ 0.00	\$ 0.00
300-9603	ELEMENTARY MUSIC	\$ 0.00	\$ 0.00	\$ 0.00	\$ 0.00
		\$ 0.00	\$ 0.00	\$ 0.00	\$ 0.00
SCC:	9605				
300-9605	BAND	0.00	0.00	0.00	0.00
		\$ 0.00	\$ 0.00	\$ 0.00	\$ 0.00
SCC:	9020				
451-9020	Network Connectivity FY 2020	0.00	0.00	0.00	0.00
		\$ 0.00	\$ 0.00	\$ 0.00	\$ 0.00
SCC:	9021				
451-9021	Network Connectivity FY 2021	0.00	0.00	0.00	0.00
		\$ 0.00	\$ 0.00	\$ 0.00	\$ 0.00
SCC:	9022				
451-9022	Network Connectivity FY2022	0.00	0.00	0.00	0.00
		\$ 0.00	\$ 0.00	\$ 0.00	\$ 0.00
SCC:	9023				
451-9023	DATA COMMUNICATION FUND	9,000.00	230.50	0.00	0.00
		\$ 9,000.00	\$ 230.50	\$ 0.00	\$ 0.00
SCC:	9024				
451-9024	DATA COMMUNICATION FUND	0.00	4,500.00	0.00	0.00
		\$ 0.00	\$ 4,500.00	\$ 0.00	\$ 0.00
SCC:	9922				
451-9922	Emergency Connectivity FY2022	0.00	0.00	0.00	0.00
		\$ 0.00	\$ 0.00	\$ 0.00	\$ 0.00
SCC:	0000				
467-0000	STUDENT WELLNESS AND SUCCESS FUND	0.00	0.00	0.00	0.00
		\$ 0.00	\$ 0.00	\$ 0.00	\$ 0.00
SCC:	9020				
499-9020	SCHOOL SAFETY GRANT FY20	0.00	0.00	0.00	0.00
		\$ 0.00	\$ 0.00	\$ 0.00	\$ 0.00
SCC:	9021				
499-9021	SCHOOL SAFETY GRANT FY21	0.00	0.00	0.00	0.00
		\$ 0.00	\$ 0.00	\$ 0.00	\$ 0.00
SCC:	9022				
499-9022	SCHOOL SAFETY GRANT FY22	0.00	0.00	0.00	0.00
		\$ 0.00	\$ 0.00	\$ 0.00	\$ 0.00
SCC:	9023				
499-9023	MISCELLANEOUS STATE GRANT FUND	0.00	0.00	0.00	0.00

Reporting Period: January 2024 (FY 2024)
 As Of Period: 01/31/2024

2/2/24 10:00 AM

LEXINGTON LOCAL SCHOOLS
Revenue Account Summary

Fund-SCC	Description	FYTDReceivable	FYTD Received	MTD Received	YTD Received
SCC:	9101	\$ 0.00	\$ 0.00	\$ 0.00	\$ 0.00
499-9101	STATE GRANT 2001 READING IMPROV.INCENT-CENTRA	\$ 0.00	\$ 0.00	\$ 0.00	\$ 0.00
		\$ 0.00	\$ 0.00	\$ 0.00	\$ 0.00
SCC:	9121				
499-9121	SCHOOL BUS PURCHASE PROGRAM	0.00	0.00	0.00	0.00
		\$ 0.00	\$ 0.00	\$ 0.00	\$ 0.00
SCC:	9122				
499-9122	SCHOOL BUS PURCHASE PROGRAM	0.00	0.00	0.00	0.00
		\$ 0.00	\$ 0.00	\$ 0.00	\$ 0.00
SCC:	9123				
499-9123	MISCELLANEOUS STATE GRANT FUND	0.00	0.00	0.00	0.00
		\$ 0.00	\$ 0.00	\$ 0.00	\$ 0.00
SCC:	9922				
499-9922	MISCELLANEOUS STATE GRANT FUND	0.00	0.00	0.00	0.00
		\$ 0.00	\$ 0.00	\$ 0.00	\$ 0.00
SCC:	9913				
506-9913	OHIO RESIDENT EDUCATOR PROGRAM	0.00	0.00	0.00	0.00
		\$ 0.00	\$ 0.00	\$ 0.00	\$ 0.00
SCC:	9914				
506-9914	OHIO RESIDENT EDUCATOR PROGRAM	0.00	0.00	0.00	0.00
		\$ 0.00	\$ 0.00	\$ 0.00	\$ 0.00
SCC:	0000				
507-0000	ELEMENTARY AND SECONDARY SCHOOL EMERGENCY RELIEF FUND	0.00	0.00	0.00	0.00
		\$ 0.00	\$ 0.00	\$ 0.00	\$ 0.00
SCC:	9021				
507-9021	ESSER FUNDING FY21	0.00	0.00	0.00	0.00
		\$ 0.00	\$ 0.00	\$ 0.00	\$ 0.00
SCC:	9022				
507-9022	ESSER ARP FUNDING	626,273.39	564,816.98	24,388.50	24,388.50
		\$ 626,273.39	\$ 564,816.98	\$ 24,388.50	\$ 24,388.50
SCC:	9023				
507-9023	ELEMENTARY AND SECONDARY SCHOOL EMERGENCY RELIEF FUND	0.00	0.00	0.00	0.00
		\$ 0.00	\$ 0.00	\$ 0.00	\$ 0.00

Reporting Period: January 2024 (FY 2024)
 As Of Period: 01/31/2024

2/2/24 10:00 AM

LEXINGTON LOCAL SCHOOLS
Revenue Account Summary

Fund-SCC	Description	FYTDReceivable	FYTD Received	MTD Received	YTD Received
SCC:	9921				
507-9921	ESSER II FUNDING	\$ 0.00	\$ 0.00	\$ 0.00	\$ 0.00
		\$ 0.00	\$ 0.00	\$ 0.00	\$ 0.00
SCC:	9021				
510-9021	CRF FUNDING FY21	0.00	0.00	0.00	0.00
		\$ 0.00	\$ 0.00	\$ 0.00	\$ 0.00
SCC:	9020				
516-9020	IDEA-B SPECIAL EDUCATION FY20	0.00	0.00	0.00	0.00
		\$ 0.00	\$ 0.00	\$ 0.00	\$ 0.00
SCC:	9021				
516-9021	IDEA-B SPECIAL EDUCATION FY21	0.00	0.00	0.00	0.00
		\$ 0.00	\$ 0.00	\$ 0.00	\$ 0.00
SCC:	9022				
516-9022	IDEA-B SPECIAL EDUCATION FY22	0.00	0.00	0.00	0.00
		\$ 0.00	\$ 0.00	\$ 0.00	\$ 0.00
SCC:	9023				
516-9023	IDEA PART B GRANTS	0.00	0.00	0.00	0.00
		\$ 0.00	\$ 0.00	\$ 0.00	\$ 0.00
SCC:	9024				
516-9024	IDEA PART B GRANTS	548,857.90	390,201.56	69,954.62	69,954.62
		\$ 548,857.90	\$ 390,201.56	\$ 69,954.62	\$ 69,954.62
SCC:	9922				
516-9922	IDEA PART B GRANTS	0.00	0.00	0.00	0.00
		\$ 0.00	\$ 0.00	\$ 0.00	\$ 0.00
SCC:	9020				
572-9020	TITLE I FY20	0.00	0.00	0.00	0.00
		\$ 0.00	\$ 0.00	\$ 0.00	\$ 0.00
SCC:	9021				
572-9021	TITLE I FY21	0.00	0.00	0.00	0.00
		\$ 0.00	\$ 0.00	\$ 0.00	\$ 0.00
SCC:	9022				
572-9022	TITLE I FY22	0.00	0.00	0.00	0.00
		\$ 0.00	\$ 0.00	\$ 0.00	\$ 0.00
SCC:	9023				
572-9023	TITLE I DISADVANTAGED CHILDREN	3,243.26	3,243.26	0.00	0.00
		\$ 3,243.26	\$ 3,243.26	\$ 0.00	\$ 0.00
SCC:	9024				
572-9024	TITLE I DISADVANTAGED CHILDREN	270,230.63	123,612.04	42,494.11	42,494.11
		\$ 270,230.63	\$ 123,612.04	\$ 42,494.11	\$ 42,494.11

Reporting Period: January 2024 (FY 2024)
 As Of Period: 01/31/2024

2/2/24 10:00 AM

LEXINGTON LOCAL SCHOOLS
Revenue Account Summary

Fund-SCC	Description	FYTDReceivable	FYTD Received	MTD Received	YTD Received
SCC:	9921				
572-9921	EOEC	\$ 0.00	\$ 0.00	\$ 0.00	\$ 0.00
		\$ 0.00	\$ 0.00	\$ 0.00	\$ 0.00
SCC:	9922				
572-9922	TITLE I DISADVANTAGED CHILDREN	0.00	0.00	0.00	0.00
		\$ 0.00	\$ 0.00	\$ 0.00	\$ 0.00
SCC:	9923				
572-9923	TITLE I DISADVANTAGED CHILDREN	0.00	0.00	0.00	0.00
		\$ 0.00	\$ 0.00	\$ 0.00	\$ 0.00
SCC:	9022				
584-9022	TITLE IV FY22	0.00	0.00	0.00	0.00
		\$ 0.00	\$ 0.00	\$ 0.00	\$ 0.00
SCC:	9023				
584-9023	TITLE IV, PART A, STUDENT SUPPORT AND ACADEMIC ENRICHMENT PROGRAMS	0.00	0.00	0.00	0.00
		\$ 0.00	\$ 0.00	\$ 0.00	\$ 0.00
SCC:	9024				
584-9024	TITLE IV, PART A, STUDENT SUPPORT AND ACADEMIC ENRICHMENT PROGRAMS	20,671.03	0.00	0.00	0.00
		\$ 20,671.03	\$ 0.00	\$ 0.00	\$ 0.00
SCC:	9924				
584-9924	TITLE IV, PART A, STUDENT SUPPORT AND ACADEMIC ENRICHMENT PROGRAMS	67,818.24	0.00	0.00	0.00
		\$ 67,818.24	\$ 0.00	\$ 0.00	\$ 0.00
SCC:	9020				
587-9020	EARLY CHILDHOOD SPECIAL EDUCATION IDEA FY20	0.00	0.00	0.00	0.00
		\$ 0.00	\$ 0.00	\$ 0.00	\$ 0.00
SCC:	9021				
587-9021	EARLY CHILDHOOD SPECIAL EDUCATION IDEA FY21	0.00	0.00	0.00	0.00
		\$ 0.00	\$ 0.00	\$ 0.00	\$ 0.00
SCC:	9022				
587-9022	EARLY CHILDHOOD SPECIAL EDUCATION IDEA FY22	0.00	0.00	0.00	0.00
		\$ 0.00	\$ 0.00	\$ 0.00	\$ 0.00
SCC:	9023				
587-9023	IDEA PRESCHOOL-HANDICAPPED	0.00	0.00	0.00	0.00
		\$ 0.00	\$ 0.00	\$ 0.00	\$ 0.00

Reporting Period: January 2024 (FY 2024)
 As Of Period: 01/31/2024

2/2/24 10:00 AM

LEXINGTON LOCAL SCHOOLS
Revenue Account Summary

Fund-SCC	Description	FYTDReceivable	FYTD Received	MTD Received	YTD Received
SCC:	9024				
587-9024	IDEA PRESCHOOL-HANDICAPPED	\$ 24,547.56	\$ 229.94	\$ 0.00	\$ 0.00
		\$ 24,547.56	\$ 229.94	\$ 0.00	\$ 0.00
SCC:	9922				
587-9922	IDEA PRESCHOOL-HANDICAPPED	0.00	0.00	0.00	0.00
		\$ 0.00	\$ 0.00	\$ 0.00	\$ 0.00
SCC:	9923				
587-9923	IDEA PRESCHOOL-HANDICAPPED	0.00	0.00	0.00	0.00
		\$ 0.00	\$ 0.00	\$ 0.00	\$ 0.00
SCC:	9020				
590-9020	TITLE II-A IMPROVING TEACHER QUALITY FY20	0.00	0.00	0.00	0.00
		\$ 0.00	\$ 0.00	\$ 0.00	\$ 0.00
SCC:	9021				
590-9021	TITLE II-A IMPROVING TEACHER QUALITY FY21	0.00	0.00	0.00	0.00
		\$ 0.00	\$ 0.00	\$ 0.00	\$ 0.00
SCC:	9022				
590-9022	TITLE II-A IMPROVING TEACHER QUALITY FY22	0.00	0.00	0.00	0.00
		\$ 0.00	\$ 0.00	\$ 0.00	\$ 0.00
SCC:	9023				
590-9023	IMPROVING TEACHER QUALITY	0.00	0.00	0.00	0.00
		\$ 0.00	\$ 0.00	\$ 0.00	\$ 0.00
SCC:	9024				
590-9024	IMPROVING TEACHER QUALITY	59,516.83	45,255.08	16,506.67	16,506.67
		\$ 59,516.83	\$ 45,255.08	\$ 16,506.67	\$ 16,506.67
SCC:	9020				
599-9020	TITLE IV FY20	0.00	0.00	0.00	0.00
		\$ 0.00	\$ 0.00	\$ 0.00	\$ 0.00
SCC:	9021				
599-9021	TITLE IV FY21	0.00	0.00	0.00	0.00
		\$ 0.00	\$ 0.00	\$ 0.00	\$ 0.00
SCC:	9023				
599-9023	MISCELLANEOUS FED. GRANT FUND	0.00	0.00	0.00	0.00
		\$ 0.00	\$ 0.00	\$ 0.00	\$ 0.00
SCC:	9921				
599-9921	RICHLAND COUNTY MOBILE HOT SPOT GRANT	0.00	0.00	0.00	0.00
		\$ 0.00	\$ 0.00	\$ 0.00	\$ 0.00
SCC:	9922				

Reporting Period: January 2024 (FY 2024)

2/2/24 10:00 AM

As Of Period: 01/31/2024

LEXINGTON LOCAL SCHOOLS
Revenue Account Summary

Fund-SCC	Description	FYTDReceivable	FYTD Received	MTD Received	YTD Received
599-9922	MISCELLANEOUS FED. GRANT FUND	\$ 0.00	\$ 0.00	\$ 0.00	\$ 0.00
		\$ 0.00	\$ 0.00	\$ 0.00	\$ 0.00
SCC: 9923					
599-9923	MISCELLANEOUS FED. GRANT FUND	0.00	0.00	0.00	0.00
		\$ 0.00	\$ 0.00	\$ 0.00	\$ 0.00
Grand Total		\$ 37,350,752.68	\$ 20,510,402.47	\$ 2,557,381.72	\$ 2,557,381.72

Reporting Period: January 2024 (FY 2024)

2/2/24 10:02 AM

As Of Period: 01/31/2024

LEXINGTON LOCAL SCHOOLS Appropriation Summary Report

Fund-SCC	Description	FYTD Appropriated	Prior Year Encumbrance	FYTD Expendable	FYTD Expended	MTD Expended	Encumbrance	Future Encumbrance	FYTD Unencumbered	Percent Expended/Encumbered
001-0000	GENERAL FUND	\$ 26,590,833.94	\$ 739,150.34	\$ 27,329,984.28	\$ 15,937,479.45	\$ 2,198,297.17	\$ 1,665,105.38	\$ 0.00	\$ 9,727,399.45	64.41 %
001-9412	GENERAL BUDGET RESERVE SET-ASIDE-1%/BWC	0.00	0.00	0.00	0.00	0.00	0.00	0.00	0.00	0.00
002-0000	BOND RETIREMENT FUND	3,131,594.96	0.00	3,131,594.96	2,155,341.66	0.00	889,778.13	0.00	86,475.17	97.24
003-0000	PERMANENT IMPROVEMENT FUND	751,829.99	28,584.00	780,413.99	748,517.81	77,436.67	78,264.88	0.00	(46,368.70)	105.94
004-0000	LFI BUILDING FUND	68,142.75	353,257.39	421,400.14	56,940.36	0.00	327,332.97	0.00	37,126.81	91.19
006-0000	FOOD SERVICE FUND	910,073.80	1,046.03	911,119.83	566,194.83	79,260.56	50,839.16	0.00	294,085.84	67.72
007-9100	LEXINGTON MINUTEMEN ACADEMIC SCHOLARSHIP FUND	15,000.00	4,050.00	19,050.00	13,500.00	7,000.00	4,500.00	0.00	1,050.00	94.49
007-9800	TERRY McCAMMON SCHOLARSHIP FUND	0.00	0.00	0.00	0.00	0.00	0.00	0.00	0.00	0.00
007-9801	MINUTEMAN ALUMNI SCHOLARSHIP FUND	0.00	0.00	0.00	0.00	0.00	0.00	0.00	0.00	0.00
007-9999	LEXINGTON SCHOOLS TRUST FUND	0.00	0.00	0.00	0.00	0.00	0.00	0.00	0.00	0.00
010-0000	CLASSROOM FACILITIES CONSTRUCTION FUND	92,114.92	581,641.28	673,756.20	189,218.00	0.00	363,685.83	0.00	120,852.37	82.06
018-9100	HIGH SCHOOL PRINCIPAL'S FUND	6,200.00	49.48	6,249.48	4,529.69	2,103.11	1,758.00	0.00	(38.21)	100.61
018-9101	HIGH SCHOOL FLOWER FUND	0.00	0.00	0.00	0.00	0.00	0.00	0.00	0.00	0.00
018-9200	JUNIOR HIGH PRINCIPAL'S FUND	1,500.00	130.50	1,630.50	913.50	0.00	198.00	0.00	519.00	68.17
018-9300	EASTERN PRINCIPAL'S FUND	7,000.00	534.40	7,534.40	9,316.33	4,332.61	524.81	0.00	(2,306.74)	130.62
018-9301	EASTERN ELEMENTARY BOOKFAIR/BOXTOPS FUND	4,000.00	1,000.00	5,000.00	2,821.16	1,834.15	2,178.84	0.00	0.00	100.00
018-9302	EASTERN ELEMENTARY MATH	0.00	0.00	0.00	0.00	0.00	0.00	0.00	0.00	0.00
018-9303	EASTERN RUN	1,000.00	204.86	1,204.86	1,104.85	0.00	189.15	0.00	(89.14)	107.40

Reporting Period: January 2024 (FY 2024)

2/2/24 10:02 AM

As Of Period: 01/31/2024

LEXINGTON LOCAL SCHOOLS Appropriation Summary Report

Fund-SCC	Description	FYTD Appropriated	Prior Year Encumbrance	FYTD Expendable	FYTD Expended	MTD Expended	Encumbrance	Future Encumbrance	FYTD Unencumbered	Percent Expended/Encumbered
	CLUB									
018-9400	CENTRAL PRINCIPAL'S FUND	\$ 3,600.00	\$ 1,042.21	\$ 4,642.21	\$ 2,513.53	\$ 215.82	\$ 141.19	\$ 0.00	\$ 1,987.49	57.19 %
018-9401	CENTRAL ELEMENTARY BOOKFAIR FUND	5,000.00	0.00	5,000.00	2,514.86	0.00	0.00	0.00	2,485.14	50.30
018-9402	CENTRAL ELEMENTARY ART	250.00	0.00	250.00	0.00	0.00	0.00	0.00	250.00	0.00
018-9500	WESTERN PRINCIPAL'S FUND	3,600.00	448.50	4,048.50	3,036.26	215.82	1,040.13	0.00	(27.89)	100.69
018-9501	WESTERN ELEMENTARY BOOKFAIR/BOXTOP S FUND	4,700.00	0.00	4,700.00	0.00	0.00	0.00	0.00	4,700.00	0.00
018-9502	HIGH SCHOOL ACADEMIC BOOSTERS FUND	0.00	0.00	0.00	0.00	0.00	0.00	0.00	0.00	0.00
018-9503	WESTERN ELEMENTARY ART	812.30	0.00	812.30	0.00	0.00	0.00	0.00	812.30	0.00
018-9602	JUNIOR HIGH ACADEMIC BOOSTERS FUND	0.00	0.00	0.00	0.00	0.00	0.00	0.00	0.00	0.00
018-9901	JUNIOR HIGH TEACHER ADVISORY FUND	95.30	0.00	95.30	0.00	0.00	0.00	0.00	95.30	0.00
019-9001	ACADEMIC BOOSTERS GRANTS	0.00	0.00	0.00	0.00	0.00	0.00	0.00	0.00	0.00
019-9121	CENTRAL ELEMENTARY PTO GRANTS	1,500.00	0.00	1,500.00	0.00	0.00	0.00	0.00	1,500.00	0.00
019-9122	EASTERN ELEMENTARY PTO GRANTS	1,500.00	0.00	1,500.00	0.00	0.00	0.00	0.00	1,500.00	0.00
019-9123	WESTERN ELEMENTARY PTO GRANTS	1,500.00	0.00	1,500.00	0.00	0.00	0.00	0.00	1,500.00	0.00
019-9200	RICHLAND COUNTY FOUNDATION GRANT PLAYGROUND	200.00	0.00	200.00	0.00	0.00	200.00	0.00	0.00	100.00
019-9201	RICHLAND COUNTY FOUNDATION GRANT CENTRAL PRID	0.00	0.00	0.00	0.00	0.00	0.00	0.00	0.00	0.00
019-9202	RICHLAND COUNTY FOUNDATION GRANT-HENSEL FY15	0.00	0.00	0.00	0.00	0.00	0.00	0.00	0.00	0.00

Reporting Period: January 2024 (FY 2024)

2/2/24 10:02 AM

As Of Period: 01/31/2024

**LEXINGTON LOCAL SCHOOLS
Appropriation Summary Report**

Fund-SCC	Description	FYTD Appropriated	Prior Year Encumbrance	FYTD Expendable	FYTD Expended	MTD Expended	Encumbrance	Future Encumbrance	FYTD Unencumbered	Percent Expended/Encumbered
019-9204	RICHLAND COUNTY FOUNDATION GRANT-PELPHREY 15	\$ 0.00	\$ 0.00	\$ 0.00	\$ 0.00	\$ 0.00	\$ 0.00	\$ 0.00	\$ 0.00	0.00 %
019-9205	RICHLAND CO FOUNDATION GRANT-STAINED GLASS 16	0.00	0.00	0.00	0.00	0.00	0.00	0.00	0.00	0.00
019-9206	RICHLAND CO FOUNDATION GRANT-SEASONAL SCIE 16	0.00	0.00	0.00	0.00	0.00	0.00	0.00	0.00	0.00
019-9207	RICHLAND CO FOUNDATION-S CORE COMMON CORE 16	0.00	0.00	0.00	0.00	0.00	0.00	0.00	0.00	0.00
019-9208	RICHLAND CO FOUND-BUILD A COMM OF READERS	0.00	0.00	0.00	0.00	0.00	0.00	0.00	0.00	0.00
019-9209	RICH CO FOUND-LEARN TO READ FOR A LIFETIME	0.00	0.00	0.00	0.00	0.00	0.00	0.00	0.00	0.00
019-9210	RICH CO FOUND-MULTI-SENS APPROACH TO LEARNING	0.00	0.00	0.00	0.00	0.00	0.00	0.00	0.00	0.00
019-9211	RICH CO FOUND-BEE AWARENESS	0.00	0.00	0.00	0.00	0.00	0.00	0.00	0.00	0.00
019-9212	RICH CO FOUND-DONT LET THE PIGEON STOP TALK	0.00	0.00	0.00	0.00	0.00	0.00	0.00	0.00	0.00
019-9213	RICH CO FOUND-BRAIN GAMES 5.0	0.00	0.00	0.00	0.00	0.00	0.00	0.00	0.00	0.00
019-9214	RICH CO FOUND-TALKING SENSE TO OUR NUMBERS	0.00	0.00	0.00	0.00	0.00	0.00	0.00	0.00	0.00
019-9215	RICH CO FOUND-SEE THE CIVILIZATION	0.00	0.00	0.00	0.00	0.00	0.00	0.00	0.00	0.00
019-9216	RICH CO FOUND-SCIENCE OLYMPIAD	0.00	0.00	0.00	0.00	0.00	0.00	0.00	0.00	0.00
019-9217	RICH CO FOUND-KICK BACK WITH CLASSICS	0.00	0.00	0.00	0.00	0.00	0.00	0.00	0.00	0.00
019-9218	RICH CO FOUND-WRITE STUFF STEAM KIT	0.00	0.00	0.00	0.00	0.00	0.00	0.00	0.00	0.00

Reporting Period: January 2024 (FY 2024)

2/2/24 10:02 AM

As Of Period: 01/31/2024

**LEXINGTON LOCAL SCHOOLS
Appropriation Summary Report**

Fund-SCC	Description	FYTD Appropriated	Prior Year Encumbrance	FYTD Expendable	FYTD Expended	MTD Expended	Encumbrance	Future Encumbrance	FYTD Unencumbered	Percent Expended/Encumbered
019-9219	RICH CO FOUND-CLASSROOM LIBRARY	\$ 0.00	\$ 0.00	\$ 0.00	\$ 0.00	\$ 0.00	\$ 0.00	\$ 0.00	\$ 0.00	0.00 %
019-9220	RICH CO FOUND-LEGOS AND BUILDING BLOCKS	0.00	0.00	0.00	0.00	0.00	0.00	0.00	0.00	0.00
019-9221	RICH CO FOUND-SCIENCE DISCOVERY BINS	0.00	0.00	0.00	0.00	0.00	0.00	0.00	0.00	0.00
019-9222	RICH CO FOUND-ONE BIG HAPPY FAMILY	0.00	0.00	0.00	0.00	0.00	0.00	0.00	0.00	0.00
019-9223	RICH CO FOUND-MAKER MAVEN STEM	0.00	0.00	0.00	0.00	0.00	0.00	0.00	0.00	0.00
019-9224	RICH CO FOUND-STEM SNAP CIRCUITS	0.00	0.00	0.00	0.00	0.00	0.00	0.00	0.00	0.00
019-9225	RICH CO FOUND GRANT-STEM MATERIALS SNAP CIRCUITS	0.00	0.00	0.00	0.00	0.00	0.00	0.00	0.00	0.00
019-9226	RICH CO FOUND GRANT-SCIENCE ENRICH FIELD TRIP	0.00	0.00	0.00	0.00	0.00	0.00	0.00	0.00	0.00
019-9227	RICH CO FOUND GRANT-CAREER BOOKS AND ACTIVITIES	0.00	0.00	0.00	0.00	0.00	0.00	0.00	0.00	0.00
019-9228	RICH CO FOUND GRANT-SOCIAL STUDIES MAKERSPACE	0.00	0.00	0.00	0.00	0.00	0.00	0.00	0.00	0.00
019-9229	RICHLAND CO FOUND GRANT-SCIENCE LAB ACTIVITY REVITALIZATION	1,322.53	0.00	1,322.53	1,280.22	0.00	42.31	0.00	0.00	100.00
019-9230	RICHLAND CO FOUND GRANT-STEAMTASTIC LEARNING	1,491.87	0.00	1,491.87	1,490.33	0.00	0.00	0.00	1.54	99.90
019-9231	RICHLAND CO FOUND GRANT-SOCIAL STUDIES BOARD GAME STUDIO	1,413.47	0.00	1,413.47	1,277.00	0.00	136.47	0.00	0.00	100.00
019-9232	RICHLAND CO FOUND GRANT-	1,046.05	0.00	1,046.05	0.00	0.00	1,046.05	0.00	0.00	100.00

Reporting Period: January 2024 (FY 2024)

2/2/24 10:02 AM

As Of Period: 01/31/2024

LEXINGTON LOCAL SCHOOLS Appropriation Summary Report

Fund-SCC	Description	FYTD Appropriated	Prior Year Encumbrance	FYTD Expendable	FYTD Expended	MTD Expended	Encumbrance	Future Encumbrance	FYTD Unencumbered	Percent Expended/Encumbered
019-9233	MARVELOUS MATHEMATICAL THINKING RICHLAND CO FOUND GRANT-FOOTPRINT IMPRESSION LAB PROJECT	\$ 1,480.00	\$ 0.00	\$ 1,480.00	\$ 0.00	\$ 0.00	\$ 0.00	\$ 0.00	\$ 1,480.00	0.00 %
019-9234	RICHLAND CO FOUND GRANT-CIRCUIT CRAZE	1,184.63	0.00	1,184.63	1,154.64	0.00	29.99	0.00	0.00	100.00
019-9235	RICHLAND CO FOUND GRANT-NOVELS IN VERSE BOOK CLUB	1,075.65	0.00	1,075.65	1,063.30	0.00	0.00	0.00	12.35	98.85
019-9236	RICHLAND CO FOUND GRANT-CODING EXPRESS BY LEGO EDUCATION	250.00	0.00	250.00	0.00	0.00	250.00	0.00	0.00	100.00
019-9301	RICH CO FOUND/SECO ROBOTICS GRANT (HEIMANN)	31.72	0.00	31.72	0.00	0.00	0.00	0.00	31.72	0.00
019-9302	RICH CO RETIRED TEACHERS ASSOC	150.00	0.00	150.00	0.00	0.00	0.00	0.00	150.00	0.00
019-9303	OHIO POWER GRANT (BERRY)	0.00	0.00	0.00	0.00	0.00	0.00	0.00	0.00	0.00
019-9304	RICHLAND CO RETIRED TEACHERS - HS ENGLISH	200.00	0.00	200.00	0.00	0.00	0.00	0.00	200.00	0.00
019-9305	OTHER GRANT	500.00	0.00	500.00	0.00	0.00	0.00	0.00	500.00	0.00
019-9401	OTHER GRANT	0.00	0.00	0.00	337.87	337.87	746.13	0.00	(1,084.00)	0.00
019-9500	DOLLAR GENERAL LIT FOUND - YOUTH LIT FY16	0.00	0.00	0.00	0.00	0.00	0.00	0.00	0.00	0.00
019-9502	RICHLAND CO HMG SENSORY GRANT	0.00	0.00	0.00	0.00	0.00	0.00	0.00	0.00	0.00
019-9616	WALMART TEACHER OF THE YEAR-DANIELLE SAVAGE	0.00	0.00	0.00	0.00	0.00	0.00	0.00	0.00	0.00
022-9601	OHSAA TOURNAMENT AGENCY FUND	0.00	0.00	0.00	0.00	0.00	0.00	0.00	0.00	0.00
024-0000	EMPLOYEE BENEFITS FUND	5,637,051.47	303,613.65	5,940,665.12	3,555,763.45	583,013.39	512,153.36	0.00	1,872,748.31	68.48

Reporting Period: January 2024 (FY 2024)

2/2/24 10:02 AM

As Of Period: 01/31/2024

LEXINGTON LOCAL SCHOOLS Appropriation Summary Report

Fund-SCC	Description	FYTD Appropriated	Prior Year Encumbrance	FYTD Expendable	FYTD Expended	MTD Expended	Encumbrance	Future Encumbrance	FYTD Unencumbered	Percent Expended/Encumbered
034-0000	FOR MEDICAL/DENTAL OFCC PROJECT MAINTENANCE FUND	\$ 95,000.00	\$ 0.00	\$ 95,000.00	\$ 1,218.89	\$ 0.00	\$ 0.00	\$ 0.00	\$ 93,781.11	1.28 %
200-9101	HIGH SCHOOL ART CLUB	0.00	0.00	0.00	0.00	0.00	0.00	0.00	0.00	0.00
200-9102	HIGH SCHOOL DRAMA CLUB	7,500.00	1,658.50	9,158.50	5,080.19	0.00	2,445.00	0.00	1,633.31	82.17
200-9103	HIGH SCHOOL MATH CLUB	0.00	0.00	0.00	0.00	0.00	120.00	0.00	(120.00)	0.00
200-9104	HIGH SCHOOL LEADERSHIP COUNCIL	0.00	0.00	0.00	0.00	0.00	0.00	0.00	0.00	0.00
200-9105	HIGH SCHOOL FRENCH CLUB	0.00	0.00	0.00	0.00	0.00	0.00	0.00	0.00	0.00
200-9107	HIGH SCHOOL SPANISH CLUB	0.00	0.00	0.00	0.00	0.00	585.60	0.00	(585.60)	0.00
200-9108	HIGH SCHOOL LEO CLUB	500.00	601.14	1,101.14	302.93	0.00	342.07	0.00	456.14	58.58
200-9114	HIGH SCHOOL STUDENT COUNCIL FUND	4,200.00	0.00	4,200.00	3,430.57	332.91	569.43	0.00	200.00	95.24
200-9115	HIGH SCHOOL KEY CLUB	1,500.00	0.59	1,500.59	2,170.00	0.00	0.00	0.00	(669.41)	144.61
200-9116	HIGH SCHOOL CHESS CLUB	144.46	0.00	144.46	0.00	0.00	0.00	0.00	144.46	0.00
200-9119	HIGH SCHOOL YEARBOOK FUND	22,000.00	3,959.60	25,959.60	54.73	0.00	4,104.87	0.00	21,800.00	16.02
200-9120	HIGH SCHOOL JOURNALISM FUND	0.00	0.00	0.00	0.00	0.00	0.00	0.00	0.00	0.00
200-9121	HIGH SCHOOL NATIONAL HONOR SOCIETY	5,500.00	0.00	5,500.00	1,561.00	0.00	1,839.00	0.00	2,100.00	61.82
200-9160	HIGH SCHOOL GERMAN CLUB	0.00	0.00	0.00	0.00	0.00	0.00	0.00	0.00	0.00
200-9201	JUNIOR HIGH ART CLUB	1,000.00	0.00	1,000.00	(201.36)	(201.36)	0.00	0.00	1,201.36	(20.14)
200-9204	JUNIOR HIGH STUDENT COUNCIL FUND	1,500.00	0.00	1,500.00	266.85	0.00	228.35	0.00	1,004.80	33.01
200-9205	JUNIOR HIGH LIBRARY CLUB	0.00	0.00	0.00	0.00	0.00	0.00	0.00	0.00	0.00
200-9301	EASTERN ELEMENTARY STUDENT ACTIVITY FUND	3,500.00	0.00	3,500.00	0.00	0.00	1,698.00	0.00	1,802.00	48.51
200-9302	EASTERN	500.00	0.00	500.00	0.00	0.00	0.00	0.00	500.00	0.00

LEXINGTON LOCAL SCHOOLS Appropriation Summary Report

Fund-SCC	Description	FYTD Appropriated	Prior Year Encumbrance	FYTD Expendable	FYTD Expended	MTD Expended	Encumbrance	Future Encumbrance	FYTD Unencumbered	Percent Expended/Encumbered
200-9401	ELEMENTARY ROBOTICS FUND	\$ 0.00	\$ 0.00	\$ 0.00	\$ 0.00	\$ 0.00	\$ 0.00	\$ 0.00	\$ 0.00	0.00 %
200-9611	CENTRAL ELEMENTARY STUDENT ACTIVITY FUND	500.00	0.00	500.00	327.02	0.00	122.98	0.00	50.00	90.00
200-9612	HIGH SCHOOL INFORMED TEENS FUND	500.00	500.00	1,000.00	106.97	0.00	0.00	0.00	893.03	10.70
300-9106	JUNIOR HIGH INFORMED TEENS FUND	0.00	0.00	0.00	0.00	0.00	0.00	0.00	0.00	0.00
300-9115	HIGH SCHOOL INTRAMURALS	757.62	0.00	757.62	0.00	0.00	0.00	0.00	757.62	0.00
300-9116	JAZZ BAND	1,000.00	0.00	1,000.00	0.00	0.00	0.00	0.00	1,000.00	0.00
300-9206	CHOIR	1,000.00	0.00	1,000.00	0.00	0.00	1,200.00	0.00	(200.00)	120.00
300-9210	JUNIOR HIGH PHYS ED DEPARTMENT FUND	0.00	0.00	0.00	0.00	0.00	0.00	0.00	0.00	0.00
300-9600	JR HIGH INSTRUMENTAL ATHLETIC FUND	256,390.00	1,046.94	257,436.94	204,822.45	25,721.53	80,553.35	0.00	(27,938.86)	110.85
300-9601	ATHLETIC CAPITAL FUND	50,000.00	26,274.44	76,274.44	33,465.00	0.00	0.00	0.00	42,809.44	43.87
300-9602	ORCHESTRA	0.00	0.00	0.00	0.00	0.00	0.00	0.00	0.00	0.00
300-9603	ELEMENTARY MUSIC	0.00	0.00	0.00	0.00	0.00	0.00	0.00	0.00	0.00
300-9605	BAND	0.00	0.00	0.00	0.00	0.00	0.00	0.00	0.00	0.00
451-9020	Network Connectivity FY 2020	0.00	0.00	0.00	0.00	0.00	0.00	0.00	0.00	0.00
451-9021	Network Connectivity FY 2021	0.00	0.00	0.00	0.00	0.00	0.00	0.00	0.00	0.00
451-9022	Network Connectivity FY2022	0.00	0.00	0.00	0.00	0.00	0.00	0.00	0.00	0.00
451-9023	DATA COMMUNICATION FUND	9,000.00	0.00	9,000.00	230.50	0.00	0.00	0.00	8,769.50	2.56
451-9024	DATA COMMUNICATION FUND	0.00	0.00	0.00	9,000.00	0.00	0.00	0.00	(9,000.00)	0.00
451-9922	Emergency Connectivity FY2022	0.00	0.00	0.00	0.00	0.00	0.00	0.00	0.00	0.00
467-0000	STUDENT WELLNESS AND SUCCESS FUND	0.00	0.00	0.00	0.00	0.00	0.00	0.00	0.00	0.00

Reporting Period: January 2024 (FY 2024)

2/2/24 10:02 AM

As Of Period: 01/31/2024

LEXINGTON LOCAL SCHOOLS Appropriation Summary Report

Fund-SCC	Description	FYTD Appropriated	Prior Year Encumbrance	FYTD Expendable	FYTD Expended	MTD Expended	Encumbrance	Future Encumbrance	FYTD Unencumbered	Percent Expended/Encumbered
499-9020	SCHOOL SAFETY GRANT FY20	\$ 0.00	\$ 0.00	\$ 0.00	\$ 0.00	\$ 0.00	\$ 0.00	\$ 0.00	\$ 0.00	0.00 %
499-9021	SCHOOL SAFETY GRANT FY21	0.00	0.00	0.00	0.00	0.00	0.00	0.00	0.00	0.00
499-9022	SCHOOL SAFETY GRANT FY22	0.00	0.00	0.00	0.00	0.00	0.00	0.00	0.00	0.00
499-9023	MISCELLANEOUS STATE GRANT FUND	0.00	0.00	0.00	0.00	0.00	0.00	0.00	0.00	0.00
499-9101	STATE GRANT 2001 READING IMPROV.INCENT-	0.00	0.00	0.00	0.00	0.00	0.00	0.00	0.00	0.00
499-9121	SCHOOL BUS PURCHASE PROGRAM	0.00	0.00	0.00	0.00	0.00	0.00	0.00	0.00	0.00
499-9122	SCHOOL BUS PURCHASE PROGRAM	0.00	0.00	0.00	0.00	0.00	0.00	0.00	0.00	0.00
499-9123	MISCELLANEOUS STATE GRANT FUND	0.00	0.00	0.00	0.00	0.00	0.00	0.00	0.00	0.00
499-9922	MISCELLANEOUS STATE GRANT FUND	0.00	0.00	0.00	0.00	0.00	0.00	0.00	0.00	0.00
506-9913	OHIO RESIDENT EDUCATOR PROGRAM	0.00	0.00	0.00	0.00	0.00	0.00	0.00	0.00	0.00
506-9914	OHIO RESIDENT EDUCATOR PROGRAM	0.00	0.00	0.00	0.00	0.00	0.00	0.00	0.00	0.00
507-0000	ELEMENTARY AND SECONDARY SCHOOL EMERGENCY RELIEF FUND	0.00	0.00	0.00	0.00	0.00	0.00	0.00	0.00	0.00
507-9021	ESSER FUNDING FY21	0.00	0.00	0.00	0.00	0.00	0.00	0.00	0.00	0.00
507-9022	ESSER ARP FUNDING	390,884.29	23,874.77	414,759.06	590,635.18	75,091.96	178,098.33	0.00	(353,974.45)	185.34
507-9023	ELEMENTARY AND SECONDARY SCHOOL EMERGENCY RELIEF FUND	0.00	0.00	0.00	0.00	0.00	0.00	0.00	0.00	0.00
507-9921	ESSER II FUNDING	0.00	0.00	0.00	0.00	0.00	0.00	0.00	0.00	0.00
510-9021	CRF FUNDING FY21	0.00	0.00	0.00	0.00	0.00	0.00	0.00	0.00	0.00
516-9020	IDEA-B SPECIAL EDUCATION FY20	0.00	0.00	0.00	0.00	0.00	0.00	0.00	0.00	0.00

Reporting Period: January 2024 (FY 2024)

2/2/24 10:02 AM

As Of Period: 01/31/2024

LEXINGTON LOCAL SCHOOLS Appropriation Summary Report

Fund-SCC	Description	FYTD Appropriated	Prior Year Encumbrance	FYTD Expendable	FYTD Expended	MTD Expended	Encumbrance	Future Encumbrance	FYTD Unencumbered	Percent Expended/Encumbered
516-9021	IDEA-B SPECIAL EDUCATION FY21	\$ 0.00	\$ 0.00	\$ 0.00	\$ 0.00	\$ 0.00	\$ 0.00	\$ 0.00	\$ 0.00	0.00 %
516-9022	IDEA-B SPECIAL EDUCATION FY22	3,999.56	0.00	3,999.56	0.00	0.00	0.00	0.00	3,999.56	0.00
516-9023	IDEA PART B GRANTS	544,858.34	0.00	544,858.34	0.00	0.00	0.00	0.00	544,858.34	0.00
516-9024	IDEA PART B GRANTS	0.00	0.00	0.00	444,191.08	82,401.76	655,019.50	0.00	(1,099,210.58)	0.00
516-9922	IDEA PART B GRANTS	0.00	0.00	0.00	0.00	0.00	0.00	0.00	0.00	0.00
572-9020	TITLE I FY20	0.00	0.00	0.00	0.00	0.00	0.00	0.00	0.00	0.00
572-9021	TITLE I FY21	0.00	0.00	0.00	0.00	0.00	0.00	0.00	0.00	0.00
572-9022	TITLE I FY22	6,667.10	0.00	6,667.10	0.00	0.00	0.00	0.00	6,667.10	0.00
572-9023	TITLE I DISADVANTAGED CHILDREN	252,080.51	2,699.37	254,779.88	0.00	0.00	0.00	0.00	254,779.88	0.00
572-9024	TITLE I DISADVANTAGED CHILDREN	0.00	0.00	0.00	130,496.18	24,667.60	551.10	0.00	(131,047.28)	0.00
572-9921	EOEC	0.00	0.00	0.00	0.00	0.00	0.00	0.00	0.00	0.00
572-9922	TITLE I DISADVANTAGED CHILDREN	7,000.00	0.00	7,000.00	0.00	0.00	0.00	0.00	7,000.00	0.00
572-9923	TITLE I DISADVANTAGED CHILDREN	1,783.65	0.00	1,783.65	0.00	0.00	0.00	0.00	1,783.65	0.00
584-9022	TITLE IV FY22	0.00	0.00	0.00	0.00	0.00	0.00	0.00	0.00	0.00
584-9023	TITLE IV, PART A, STUDENT SUPPORT AND ACADEMIC ENRICHMENT PROGRAMS	0.00	0.00	0.00	0.00	0.00	0.00	0.00	0.00	0.00
584-9024	TITLE IV, PART A, STUDENT SUPPORT AND ACADEMIC ENRICHMENT PROGRAMS	20,671.03	0.00	20,671.03	0.00	0.00	0.00	0.00	20,671.03	0.00
584-9924	TITLE IV, PART A, STUDENT SUPPORT AND ACADEMIC ENRICHMENT PROGRAMS	67,818.24	0.00	67,818.24	0.00	0.00	67,818.24	0.00	0.00	100.00
587-9020	EARLY CHILDHOOD SPECIAL EDUCATION IDEA FY20	0.00	0.00	0.00	0.00	0.00	0.00	0.00	0.00	0.00
587-9021	EARLY CHILDHOOD	0.00	0.00	0.00	0.00	0.00	0.00	0.00	0.00	0.00

Reporting Period: January 2024 (FY 2024)

2/2/24 10:02 AM

As Of Period: 01/31/2024

LEXINGTON LOCAL SCHOOLS Appropriation Summary Report

Fund-SCC	Description	FYTD Appropriated	Prior Year Encumbrance	FYTD Expendable	FYTD Expended	MTD Expended	Encumbrance	Future Encumbrance	FYTD Unencumbered	Percent Expended/Encumbered
	SPECIAL EDUCATION IDEA FY21									
587-9022	EARLY CHILDHOOD SPECIAL EDUCATION IDEA FY22	\$ 0.00	\$ 0.00	\$ 0.00	\$ 0.00	\$ 0.00	\$ 0.00	\$ 0.00	\$ 0.00	0.00 %
587-9023	IDEA PRESCHOOL-HANDICAPPED	0.00	2,690.00	2,690.00	0.00	0.00	0.00	0.00	2,690.00	0.00
587-9024	IDEA PRESCHOOL-HANDICAPPED	21,857.56	0.00	21,857.56	229.94	0.00	16,056.50	0.00	5,571.12	74.51
587-9922	IDEA PRESCHOOL-HANDICAPPED	0.00	0.00	0.00	0.00	0.00	0.00	0.00	0.00	0.00
587-9923	IDEA PRESCHOOL-HANDICAPPED	0.00	0.00	0.00	0.00	0.00	0.00	0.00	0.00	0.00
590-9020	TITLE II-A IMPROVING TEACHER QUALITY FY20	0.00	0.00	0.00	0.00	0.00	0.00	0.00	0.00	0.00
590-9021	TITLE II-A IMPROVING TEACHER QUALITY FY21	0.00	0.00	0.00	0.00	0.00	0.00	0.00	0.00	0.00
590-9022	TITLE II-A IMPROVING TEACHER QUALITY FY22	0.00	0.00	0.00	0.00	0.00	0.00	0.00	0.00	0.00
590-9023	IMPROVING TEACHER QUALITY	0.00	0.00	0.00	0.00	0.00	0.00	0.00	0.00	0.00
590-9024	IMPROVING TEACHER QUALITY	59,516.83	0.00	59,516.83	48,384.79	9,884.18	47.20	0.00	11,084.84	81.38
599-9020	TITLE IV FY20	0.00	0.00	0.00	0.00	0.00	0.00	0.00	0.00	0.00
599-9021	TITLE IV FY21	0.00	0.00	0.00	0.00	0.00	0.00	0.00	0.00	0.00
599-9023	MISCELLANEOUS FED. GRANT FUND	0.00	0.00	0.00	0.00	0.00	0.00	0.00	0.00	0.00
599-9921	RICHLAND COUNTY MOBILE HOT SPOT GRANT	0.00	0.00	0.00	0.00	0.00	0.00	0.00	0.00	0.00
599-9922	MISCELLANEOUS FED. GRANT FUND	0.00	0.00	0.00	0.00	0.00	0.00	0.00	0.00	0.00
599-9923	MISCELLANEOUS FED. GRANT FUND	851.97	38,420.80	39,272.77	39,272.77	0.00	841.60	0.00	(841.60)	102.14
Grand Total		\$ 39,089,226.51	\$ 2,116,478.79	\$ 41,205,705.30	\$ 24,771,354.78	\$ 3,171,945.75	\$ 4,912,381.90	\$ 0.00	\$ 11,521,968.62	