

LEXINGTON LOCAL SCHOOLS



FINANCIAL REPORT
FOR THE PERIOD ENDING
JANUARY 31, 2023

PREPARED BY
JASON WHITESEL, TREASURER

Gross Depository Balances:

Richland Bank MMA 5719	\$1,637,597.88
Richland Bank Sweep Acct 3520	\$1,408,104.56
Richland Bank General Acct 0580	\$301,075.65
Richland Bank Anthem Sweep 3523	\$562,777.25
Richland Bank EE Benefits 3180	\$0.00
Richland Bank Payroll Acct 9780	\$22,000.67
Richland Bank Athletic Acct 3280	\$3,580.00

Total Depository Balances (Gross) \$3,935,136.01

Adjustments to Bank Balance:

Cash in Transit to Bank	\$13,672.10
Outstanding Checks	(\$1,141,820.83)
Adjustments:	
Outstanding Vision Adjustment	(\$4.04)
Municipal Income Tax Deduction	(\$686.42)

Total Adjustments to Bank Balance (\$1,128,839.19)

Investments:

Treasury Bonds and Notes	\$4,954,465.66
Certificate of Deposits	\$2,969,000.00
Other Securities	\$0.00
Other Investments:	
Richland Bank MMA 5750	\$57,631.59
Richland Bank MMA R252	\$1,500,688.26
Commercial Paper R252	\$0.00

Total Investments \$9,481,785.51

Cash on Hand:

Petty Cash:	
Treasurer's Office	\$100.00
High School	\$50.00
Junior High School	\$50.00
Eastern, Central, Western	\$200.00
Change Cash:	
Athletic Change	\$3,000.00
Cafeteria Change	\$276.00
Junior High School Change	\$100.00
Central Change	\$100.00
Cash with Fiscal Agent	\$0.00

Total Cash on Hand \$3,876.00

Total Balances \$12,291,958.33

Total Fund Balance \$12,291,958.33

January 01, 2023 through January 31, 2023

Account Name : Lexington Local SD Managing Agency

Account No : 5750

Summary Of Investment Holdings

Shares or Par Value	Investment Category		Avg Unit Cost	Cost Basis	Unit Price	Market Value	Estimated Ann Inc	Current Yield
<u>Money Markets - Taxable</u>								
57,631.59	Northern Instl Government Select Portfolio		1.00	57,631.59	1.00	57,631.59	2,316.79	4.02%
Totals				57,631.59		57,631.59	2,316.79	4.02%
<u>Marketable CDs</u>								
25,000	State Bank of India NY	3.000%	03/06/2023	100.00	25,000.00	99.88	24,970.80	750.00 3.00%
200,000	Comenity Capital Bank	2.700%	04/17/2023	100.00	200,000.00	99.63	199,257.40	5,400.00 2.71%
150,000	Merrick Bank	2.050%	07/12/2023	100.00	150,000.00	98.86	148,293.60	3,075.00 2.07%
200,000	Astera Cr Un Lansing MI	4.650%	10/27/2023	100.00	200,000.00	99.57	199,143.60	9,300.00 4.67%
200,000	Capital One Natl Assn Va	0.500%	11/24/2023	100.00	200,000.00	96.67	193,349.80	1,000.00 0.52%
200,000	Luana Savings Bank	0.200%	12/29/2023	100.00	200,000.00	95.96	191,915.00	400.00 0.21%
100,000	Border State Bank	1.100%	03/27/2024	100.00	100,000.00	95.91	95,905.40	1,100.00 1.15%
200,000	Jpmorgan Chase Bk N A	4.700%	04/30/2024	100.00	200,000.00	99.95	199,906.80	9,400.00 4.70%
248,000	Live Oak Banking Company	1.250%	09/13/2024	100.00	248,000.00	94.62	234,651.15	3,100.00 1.32%
200,000	Industrial & Com Bank 0.3	0.350%	02/11/2025	100.00	200,000.00	91.70	183,401.80	700.00 0.38%
150,000	Barclays Bk Del	2.950%	05/12/2025	100.00	150,000.00	96.31	144,461.10	4,425.00 3.06%
248,000	Goldman Sachs Bk USA	0.800%	08/18/2025	100.00	248,000.00	90.81	225,203.84	1,984.00 0.88%
200,000	First Ctznz Bk & Tr Co Rale	4.700%	10/28/2025	100.00	200,000.00	100.10	200,196.80	9,400.00 4.70%
200,000	Morgan Stanley Private Bk N	4.050%	09/30/2026	100.00	200,000.00	97.36	194,712.60	8,100.00 4.16%
200,000	Morgan Stanley Bk N A	4.850%	10/30/2026	100.00	200,000.00	100.23	200,453.20	9,700.00 4.84%
248,000	Somerset Tr Co Pa	4.350%	01/13/2027	100.00	248,000.00	99.11	245,788.09	10,788.00 4.39%
Totals				2,969,000.00		2,881,610.98	78,622.00	2.73%
<u>U.S. Treasury Bills</u>								
300,000	United States Treas Bills		11/02/2023	95.44	286,334.83	96.58	289,747.20	13,603.63 4.69%
Totals				286,334.83		289,747.20	13,603.63	4.69%
<u>U.S. Treasury Bds/Nts</u>								
300,000	United States Treas Nts	3.250%	06/30/2027	98.00	294,000.00	98.13	294,398.40	9,750.00 3.31%

January 01, 2023 through January 31, 2023

Account Name : Lexington Local SD Managing Agency

Account No : 5750

Summary Of Investment Holdings

Shares or Par Value	Investment Category			Avg Unit Cost	Cost Basis	Unit Price	Market Value	Estimated Current Ann Inc	Current Yield
Totals					294,000.00		294,398.40	9,750.00	3.31%
<u>U.S. Govt Agv-Exempt State</u>									
250,000	Federal Farm Cr Bks	0.220%	09/08/2023	99.95	249,862.50	97.14	242,847.65	550.00	0.23%
200,000	Federal Home Loan Banks	1.650%	12/28/2023	100.00	200,000.00	97.14	194,279.92	3,300.00	1.70%
200,000	Federal Home Loan Banks	0.220%	05/24/2024	100.00	200,000.00	94.31	188,611.44	440.00	0.23%
200,000	Federal Home Loan Banks	1.000%	07/19/2024	100.00	200,000.00	94.83	189,655.26	2,000.00	1.05%
200,000	Federal Farm Cr Bks	0.430%	10/15/2024	100.00	200,000.00	93.26	186,529.21	860.00	0.46%
250,000	Federal Home Loan Banks	2.000%	12/17/2024	100.09	250,228.87	95.57	238,932.35	5,000.00	2.09%
200,000	Federal Home Loan Banks	0.500%	09/10/2025	100.00	200,000.00	90.89	181,786.11	1,000.00	0.55%
200,000	Federal Home Loan Banks	0.500%	11/12/2025	100.00	200,000.00	90.20	180,393.63	1,000.00	0.55%
200,000	Federal Home Loan Banks	1.000%	03/30/2026	100.00	200,000.00	90.66	181,323.36	2,000.00	1.10%
200,000	Federal Farm Cr Bks	4.400%	06/22/2026	100.27	200,532.19	98.59	197,186.80	8,800.00	4.46%
300,000	Federal Home Loan Banks	1.125%	09/29/2026	100.10	300,302.55	89.92	269,751.32	3,375.00	1.25%
250,000	Federal Home Loan Banks	1.300%	11/24/2026	99.88	249,687.50	90.44	226,108.42	3,250.00	1.44%
Totals					2,650,613.61		2,477,405.47	31,575.00	1.27%
<u>U.S. Govt Agv-Non-Ex St-Int Only</u>									
200,000	Federal Home Ln Mtg Corp	3.200%	05/16/2025	100.00	200,000.00	97.25	194,500.76	6,400.00	3.29%
225,000	Federal Natl Mtg Assn	0.650%	07/30/2025	99.95	224,887.50	91.54	205,970.55	1,462.50	0.71%
300,000	Federal Farm Cr Bks	5.300%	10/19/2026	99.73	299,175.00	99.64	298,909.08	15,900.00	5.32%
200,000	Federal Home Ln Mtg Corp	5.000%	09/30/2027	99.90	199,800.00	99.04	198,081.87	10,000.00	5.05%
300,000	Federal Home Ln Mtg Corp	6.000%	11/17/2027	100.12	300,360.00	99.89	299,679.32	18,000.00	6.01%
Totals					1,224,222.50		1,197,141.58	51,762.50	4.32%
Total Investments					7,481,802.53		7,197,935.22	187,629.92	2.61%
Plus Net Cash							0.00		
Total Market Value							7,197,935.22		

Gain or Loss amounts and transactions, as shown, may not reflect the amount to be used for income tax purposes.

January 01, 2023 through January 31, 2023

Account Name : Lexington Local SD Bond Acct Man Agcy

Account No : R252

Summary Of Investment Holdings

Shares or Par Value	Investment Category		Avg Unit Cost	Cost Basis	Unit Price	Market Value	Estimated Current Ann Inc	Current Yield
<u>Money Markets - Taxable</u>								
1,500,688.26	Northern Instl Government Select Portfolio		1.00	1,500,688.26	1.00	1,500,688.26	60,327.67	4.02%
<i>Totals</i>				1,500,688.26		1,500,688.26	60,327.67	4.02%
<u>U.S. Treasury Bills</u>								
250,000	United States Treas Bills	02/02/2023	99.89	249,722.22	99.99	249,972.25	5,064.44	2.03%
250,000	United States Treas Bills	02/07/2023	99.83	249,572.50	99.93	249,826.50	9,046.22	3.62%
<i>Totals</i>				499,294.72		499,798.75	14,110.66	2.82%
<i>Total Investments</i>				1,999,982.98		2,000,487.01	74,438.33	3.72%
<i>Plus Net Cash</i>						0.00		
<i>Total Market Value</i>						2,000,487.01		

Gain or Loss amounts and transactions, as shown, may not reflect the amount to be used for income tax purposes.

LEXINGTON LOCAL SCHOOLS
INVESTMENT REPORT FOR THE MONTH ENDING
JANUARY 31, 2023

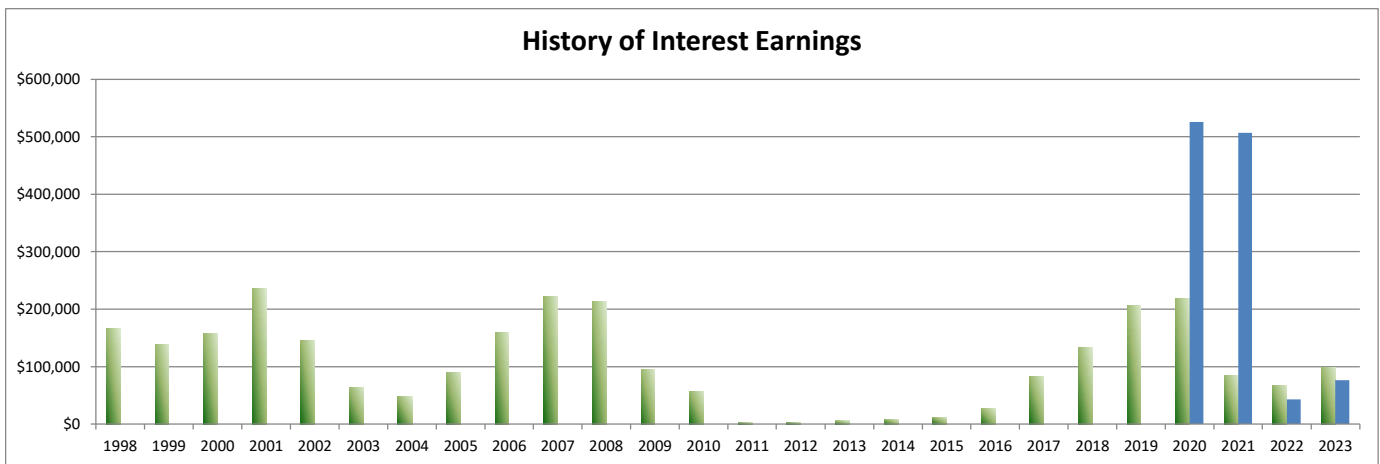
INTEREST EARNED:	THIS MONTH	FISCAL YEAR TO DATE
Richland Bank, General Sweep	\$1,562.53	\$15,673.66
Richland Bank, General MMA	\$5,241.73	\$38,128.93
Richland Bank, Anthem Sweep	\$977.98	\$3,970.35
Star Ohio	\$0.00	\$0.00
CDs, Bonds, and other investments	\$3,049.29	\$41,469.17
TOTAL INTEREST RECEIVED	\$10,831.53	\$99,242.11

INTEREST EARNED (LEX BOND ACCT)	THIS MONTH	FISCAL YEAR TO DATE
Richland Bank, General Sweep	\$0.00	\$0.00
Richland Bank, General MMA	\$0.00	\$0.00
Richland Bank, Anthem Sweep	\$0.00	\$0.00
Star Ohio	\$0.00	\$0.00
CDs, Bonds, and other investments	\$17,347.44	\$76,636.74
TOTAL INTEREST RECEIVED	\$17,347.44	\$76,636.74

History of Interest Earnings	Fiscal Year	Interest Earnings
	1998	\$ 167,057.52
	1999	\$ 138,113.69
	2000	\$ 157,991.72
	2001	\$ 236,839.79
	2002	\$ 146,052.34
	2003	\$ 63,712.36
	2004	\$ 47,970.95
	2005	\$ 90,719.94
	2006	\$ 158,724.51
	2007	\$ 221,998.86
	2008	\$ 213,660.34
	2009	\$ 95,639.63
	2010	\$ 56,860.22
	2011	\$ 3,001.78
	2012	\$ 3,090.00
	2013	\$ 5,758.97
	2014	\$ 8,349.92
	2015	\$ 11,765.22
	2016	\$ 28,300.22
	2017	\$ 83,194.26
	2018	\$ 133,582.49
	2019	\$ 205,588.68
	2020	\$ 218,228.66
	2021	\$ 85,117.81
	2022	\$ 67,902.15
FISCAL Year To Date	2023	\$99,242.11

Lex Bond Acct Interest Earnings	Fiscal Year	Interest Earnings
	2020	\$526,044.24
	2021	\$507,134.12
	2022	\$43,256.67
FISCAL Year To Date	2023	\$76,636.74

Total Interest Earnings 1998 to Present	\$ 2,748,464.14
--	------------------------



Reporting Period: January 2023 (FY 2023)

2/3/23 8:50 AM

As Of Period: 01/31/2023

LEXINGTON LOCAL SCHOOLS Cash Summary Report

Full Account Code	Description	Initial Cash	MTD Received	FYTD Received	MTD Expended	FYTD Expended	Fund Balance
001-0000	GENERAL FUND	\$ 10,270,343.42	\$ 874,927.85	\$ 12,047,690.34	\$ 2,060,097.20	\$ 14,629,605.20	\$ 7,688,428.56
001-9412	GENERAL BUDGET RESERVE SET- ASIDE-1%/BWC	87,928.97	0.00	0.00	0.00	0.00	87,928.97
002-0000	BOND RETIREMENT FUND	1,539,710.73	0.00	1,457,873.29	0.00	2,179,036.70	818,547.32
003-0000	PERMANENT IMPROVEMENT FUND	157,326.37	0.00	323,547.84	52,174.60	455,290.81	25,583.40
004-0000	LFI BUILDING FUND	3,783,948.86	3,615.82	27,864.77	617,929.06	3,394,947.01	416,866.62
006-0000	FOOD SERVICE FUND	335,154.02	59,163.42	397,841.81	71,597.86	489,337.09	243,658.74
007-9100	LEXINGTON MINUTEMEN ACADEMIC SCHOLARSHIP FUND	135,500.02	132.12	8,161.25	3,000.00	13,150.00	130,511.27
010-0000	CLASSROOM FACILITIES CONSTRUCTION FUND	8,914,173.95	13,731.62	48,771.97	282,960.49	7,379,829.56	1,583,116.36
018-9100	HIGH SCHOOL PRINCIPAL'S FUND	0.00	388.62	2,981.64	370.58	3,685.42	(703.78)
018-9101	HIGH SCHOOL FLOWER FUND	0.61	0.00	0.00	34.00	34.00	(33.39)
018-9200	JUNIOR HIGH PRINCIPAL'S FUND	7,955.81	0.00	(204.42)	0.00	1,027.50	6,723.89
018-9300	EASTERN PRINCIPAL'S FUND	2,492.63	(10.00)	4,796.92	0.00	1,103.79	6,185.76
018-9301	EASTERN ELEMENTARY BOOKFAIR/BOXTOPS FUND	3,616.00	0.00	0.00	0.00	186.83	3,429.17
018-9302	EASTERN ELEMENTARY MATH	1,036.52	0.00	0.00	0.00	0.00	1,036.52
018-9303	EASTERN RUN CLUB	379.86	0.00	1,060.00	0.00	970.13	469.73
018-9400	CENTRAL PRINCIPAL'S FUND	6,831.69	294.24	2,095.86	53.38	829.02	8,098.53
018-9401	CENTRAL ELEMENTARY BOOKFAIR FUND	4,379.76	68.00	3,180.47	0.00	1,189.41	6,370.82
018-9402	CENTRAL ELEMENTARY ART	1,941.37	0.00	0.00	0.00	41.60	1,899.77
018-9500	WESTERN PRINCIPAL'S FUND	19,405.20	0.00	2,916.79	243.00	2,574.81	19,747.18
018-9501	WESTERN ELEMENTARY BOOKFAIR/BOXTOPS FUND	4,405.06	0.00	25.00	0.00	131.83	4,298.23
018-9503	WESTERN ELEMENTARY ART	1,986.42	0.00	0.00	0.00	1,174.12	812.30
018-9901	JUNIOR HIGH TEACHER ADVISORY FUND	109.25	0.00	0.00	0.00	13.95	95.30
019-9001	ACADEMIC BOOSTERS GRANTS	769.07	0.00	0.00	0.00	0.00	769.07
019-9121	CENTRAL ELEMENTARY PTO GRANTS	1,845.70	10.26	50.39	0.00	0.00	1,896.09
019-9122	EASTERN ELEMENTARY PTO GRANTS	2,495.94	10.26	1,050.38	0.00	0.00	3,546.32
019-9123	WESTERN ELEMENTARY PTO GRANTS	3,233.76	10.25	2,050.34	0.00	0.00	5,284.10
019-9200	RICHLAND COUNTY FOUNDATION GRANT PLAYGROUND	200.00	0.00	0.00	0.00	0.00	200.00
019-9226	RICH CO FOUND GRANT-SCIENCE ENRICH FIELD TRIP	344.55	0.00	0.00	0.00	253.00	91.55
019-9227	RICH CO FOUND GRANT-CAREER BOOKS AND ACTIVITIES	0.00	0.00	532.00	0.00	0.00	532.00
019-9228	RICH CO FOUND GRANT-SOCIAL STUDIES MAKERSPACE	0.00	0.00	1,490.34	0.00	1,472.82	17.52
019-9301	RICH CO FOUND/SECO ROBOTICS GRANT (HEIMANN)	31.72	0.00	0.00	0.00	0.00	31.72
019-9302	RICH CO RETIRED TEACHERS ASSOC	150.00	0.00	0.00	0.00	0.00	150.00
019-9304	RICHLAND CO RETIRED TEACHERS -	200.00	0.00	0.00	0.00	0.00	200.00

Reporting Period: January 2023 (FY 2023)

2/3/23 8:50 AM

As Of Period: 01/31/2023

LEXINGTON LOCAL SCHOOLS Cash Summary Report

Full Account Code	Description	Initial Cash	MTD Received	FYTD Received	MTD Expended	FYTD Expended	Fund Balance
	HS ENGLISH						
022-9601	OHSAA TOURNAMENT AGENCY FUND	\$ 15,697.03	\$ (1,206.40)	\$ (10,387.25)	\$ 0.00	\$ 5,309.78	\$ 0.00
024-0000	EMPLOYEE BENEFITS FUND FOR MEDICAL/DENTAL	602,251.69	478,413.11	3,113,767.08	466,755.02	3,153,245.56	562,773.21
034-0000	OFCC PROJECT MAINTENANCE FUND	466,338.41	0.00	79,426.46	51,898.88	53,162.40	492,602.47
200-9101	HIGH SCHOOL ART CLUB	372.46	0.00	0.00	0.00	0.00	372.46
200-9102	HIGH SCHOOL DRAMA CLUB	24,795.32	0.00	0.00	0.00	1,914.79	22,880.53
200-9103	HIGH SCHOOL MATH CLUB	52.70	0.00	0.00	0.00	0.00	52.70
200-9104	HIGH SCHOOL LEADERSHIP COUNCIL	681.50	0.00	0.00	0.00	0.00	681.50
200-9105	HIGH SCHOOL FRENCH CLUB	364.75	0.00	105.00	0.00	0.00	469.75
200-9107	HIGH SCHOOL SPANISH CLUB	688.50	0.00	0.00	0.00	0.00	688.50
200-9108	HIGH SCHOOL LEO CLUB	1,952.01	0.00	417.45	0.00	0.00	2,369.46
200-9114	HIGH SCHOOL STUDENT COUNCIL FUND	3,541.88	0.00	3,161.00	135.80	1,622.31	5,080.57
200-9115	HIGH SCHOOL KEY CLUB	1,789.17	0.00	810.00	0.00	729.00	1,870.17
200-9116	HIGH SCHOOL CHESS CLUB	321.00	0.00	0.00	0.00	0.00	321.00
200-9119	HIGH SCHOOL YEARBOOK FUND	48,496.71	85.00	6,513.00	0.00	12,804.80	42,204.91
200-9120	HIGH SCHOOL JOURNALISM FUND	505.44	0.00	0.00	0.00	0.00	505.44
200-9121	HIGH SCHOOL NATIONAL HONOR SOCIETY	0.00	0.00	5,600.00	0.00	3,695.50	1,904.50
200-9201	JUNIOR HIGH ART CLUB	647.48	0.00	0.00	0.00	0.00	647.48
200-9204	JUNIOR HIGH STUDENT COUNCIL FUND	1,346.98	0.00	978.00	242.64	736.14	1,588.84
200-9205	JUNIOR HIGH LIBRARY CLUB	77.65	0.00	0.00	0.00	0.00	77.65
200-9301	EASTERN ELEMENTARY STUDENT ACTIVITY FUND	1,281.57	0.00	2,944.87	2,957.95	2,957.95	1,268.49
200-9302	EASTERN ELEMENTARY ROBOTICS FUND	575.16	0.00	0.00	0.00	0.00	575.16
200-9611	HIGH SCHOOL INFORMED TEENS FUND	903.63	0.00	0.00	0.00	0.00	903.63
200-9612	JUNIOR HIGH INFORMED TEENS FUND	1,053.92	9.72	15.30	0.00	0.00	1,069.22
300-9115	JAZZ BAND	1,512.61	0.00	0.00	0.00	754.99	757.62
300-9116	CHOIR	1,284.95	0.00	0.00	0.00	0.00	1,284.95
300-9206	JUNIOR HIGH PHYS ED DEPARTMENT FUND	3,045.75	0.00	246.00	0.00	0.00	3,291.75
300-9210	JR HIGH INSTRUMENTAL	41.03	0.00	0.00	0.00	0.00	41.03
300-9600	ATHLETIC FUND	9,232.36	27,597.40	218,937.84	28,468.11	165,299.06	62,871.14
300-9601	ATHLETIC CAPITAL FUND	81,136.66	12,500.00	24,500.00	0.00	0.00	105,636.66
300-9602	ORCHESTRA	63.22	0.00	0.00	0.00	0.00	63.22
300-9603	ELEMENTARY MUSIC	1,572.09	0.00	0.00	0.00	0.00	1,572.09
300-9605	BAND	232.95	0.00	0.00	0.00	0.00	232.95
451-9023	DATA COMMUNICATION FUND	0.00	0.00	4,500.00	0.00	9,000.00	(4,500.00)
467-0000	STUDENT WELLNESS AND SUCCESS FUND	0.00	0.00	0.00	(326.10)	103.95	(103.95)

Reporting Period: January 2023 (FY 2023)

2/3/23 8:50 AM

As Of Period: 01/31/2023

LEXINGTON LOCAL SCHOOLS
Cash Summary Report

Full Account Code	Description	Initial Cash	MTD Received	FYTD Received	MTD Expended	FYTD Expended	Fund Balance
499-9121	SCHOOL BUS PURCHASE PROGRAM	\$ 0.00	\$ 0.00	\$ 0.00	\$ 0.00	\$ 0.00	\$ 0.00
507-9022	ESSER ARP FUNDING	(80,743.35)	0.00	637,770.51	55,706.84	642,514.75	(85,487.59)
507-9921	ESSER II FUNDING	0.00	13,921.15	25,447.15	0.00	25,447.15	0.00
516-9022	IDEA-B SPECIAL EDUCATION FY22	(113,767.74)	0.00	117,767.30	0.00	3,999.56	0.00
516-9023	IDEA PART B GRANTS	0.00	72,142.02	306,996.34	74,333.61	330,739.11	(23,742.77)
516-9922	IDEA PART B GRANTS	(5,510.87)	0.00	5,510.87	0.00	0.00	0.00
572-9021	TITLE I FY21	0.00	0.00	0.00	0.00	0.00	0.00
572-9022	TITLE I FY22	(37,107.86)	0.00	43,774.96	0.00	6,667.10	0.00
572-9023	TITLE I DISADVANTAGED CHILDREN	0.00	15,359.53	140,866.85	24,656.54	156,584.88	(15,718.03)
572-9922	TITLE I DISADVANTAGED CHILDREN	0.00	0.00	7,000.00	0.00	7,000.00	0.00
584-9023	TITLE IV, PART A, STUDENT SUPPORT AND ACADEMIC ENRICHMENT PROGRAMS	0.00	3,665.07	24,219.55	0.00	26,154.52	(1,934.97)
587-9023	IDEA PRESCHOOL-HANDICAPPED	0.00	785.31	5,074.95	1,591.07	5,880.71	(805.76)
587-9922	IDEA PRESCHOOL-HANDICAPPED	(2,313.40)	0.00	2,313.40	0.00	0.00	0.00
590-9023	IMPROVING TEACHER QUALITY	0.00	5,946.11	38,572.51	9,386.53	44,762.74	(6,190.23)
599-9023	MISCELLANEOUS FED. GRANT FUND	0.00	0.00	47,992.94	0.00	0.00	47,992.94
Grand Total		\$ 26,320,310.62	\$ 1,581,560.48	\$ 19,188,619.06	\$ 3,804,267.06	\$ 33,216,971.35	\$ 12,291,958.33

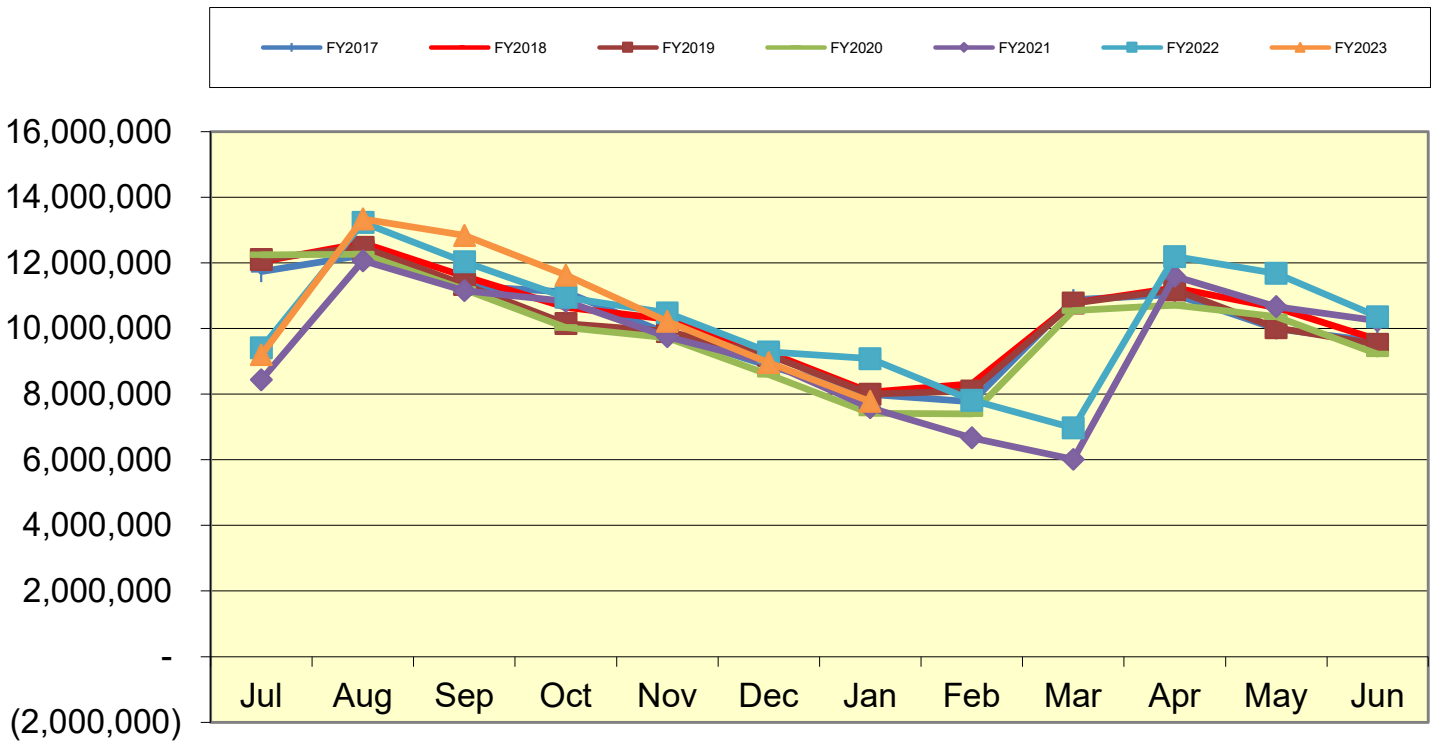
LEXINGTON LOCAL SCHOOLS Spending Plan Summary

ODE Line Number	Monthly Estimate	Monthly Actual	Monthly Difference	FYTD Estimate	FYTD Actual	FYTD Difference
01.010 General Property (Real Estate)	\$ 0.00	\$ 0.00	\$ 0.00	\$ 4,846,201.00	\$ 4,846,201.10	\$ 0.10
01.020 Tangible Personal Property Tax	0.00	0.00	0.00	467,255.00	467,255.11	0.11
01.030 Income Tax	0.00	0.00	0.00	0.00	0.00	0.00
01.035 Unrestricted Grants-in-Aid	712,000.00	793,932.20	81,932.20	5,068,643.00	5,192,126.75	123,483.75
01.040 Restricted Grants-in-Aid	45,000.00	39,857.56	(5,142.44)	296,856.00	281,402.33	(15,453.67)
01.045 Restricted Federal Grants-in-Aid - SFSF	0.00	0.00	0.00	0.00	0.00	0.00
01.050 Property Tax Allocation	0.00	0.00	0.00	883,036.00	883,092.92	56.92
01.060 All Other Operating Revenue	16,000.00	41,138.09	25,138.09	308,027.00	362,809.75	54,782.75
01.070 Total Revenue	773,000.00	874,927.85	101,927.85	11,870,018.00	12,032,887.96	162,869.96
02.010 Proceeds from Sale of Notes	0.00	0.00	0.00	0.00	0.00	0.00
02.020 State Emergency Loans & Advancements (Approved)	0.00	0.00	0.00	0.00	0.00	0.00
02.040 Operating Transfers-In	0.00	0.00	0.00	0.00	0.00	0.00
02.050 Advances-In	0.00	0.00	0.00	0.00	0.00	0.00
02.060 All Other Financial Sources	0.00	0.00	0.00	14,802.00	14,802.38	0.38
02.070 Total Other Financing Sources	0.00	0.00	0.00	14,802.00	14,802.38	0.38
02.080 Total Revenues and Other Financing Sources	773,000.00	874,927.85	101,927.85	11,884,820.00	12,047,690.34	162,870.34
03.010 Personal Services	1,200,000.00	1,207,071.14	7,071.14	8,326,979.00	8,400,786.99	73,807.99
03.020 Employees' Retirement/Insurance Benefits	585,000.00	584,617.22	(382.78)	4,066,416.00	4,037,669.03	(28,746.97)
03.030 Purchased Services	255,000.00	221,512.32	(33,487.68)	1,283,298.00	1,317,057.87	33,759.87
03.040 Supplies and Materials	30,000.00	40,015.99	10,015.99	646,034.00	667,759.14	21,725.14
03.050 Capital Outlay	7,000.00	239.33	(6,760.67)	36,601.00	60,566.65	23,965.65
03.060 Intergovernmental	0.00	0.00	0.00	0.00	0.00	0.00
04.010 Debt Service: All Principal (Historical)	0.00	0.00	0.00	0.00	0.00	0.00
04.020 Debt Service: Principal-Notes	0.00	0.00	0.00	0.00	0.00	0.00
04.030 Debt Service: Principal - State Loans	0.00	0.00	0.00	0.00	0.00	0.00
04.040 Debt Service: Principal - State Advancements	0.00	0.00	0.00	0.00	0.00	0.00
04.050 Debt Service: Principal - HB 264 Loans	0.00	0.00	0.00	0.00	0.00	0.00
04.055 Debt Service: Principal - Other	0.00	0.00	0.00	0.00	0.00	0.00
04.060 Debt Service: Interest and Fiscal Charges	0.00	0.00	0.00	0.00	0.00	0.00
04.300 Other Objects	1,500.00	6,641.20	5,141.20	145,123.00	145,765.52	642.52
04.500 Total Expenditures	2,078,500.00	2,060,097.20	(18,402.80)	14,504,451.00	14,629,605.20	125,154.20
05.010 Operational Transfers - Out	0.00	0.00	0.00	0.00	0.00	0.00
05.020 Advances - Out	0.00	0.00	0.00	0.00	0.00	0.00
05.030 All Other Financing Uses	0.00	0.00	0.00	0.00	0.00	0.00
05.040 Total Other Financing Uses	0.00	0.00	0.00	0.00	0.00	0.00
05.050 Total Expenditure and Other Financing Uses	2,078,500.00	2,060,097.20	(18,402.80)	14,504,451.00	14,629,605.20	125,154.20
06.010 Excess Rev & Oth Financing Sources over(under) Exp & Oth F	(1,305,500.00)	(1,185,169.35)	120,330.65	(2,619,631.00)	(2,581,914.86)	37,716.14
07.010 Cash Balance-July1 -Excluding Proposed Renew/Replace & New	0.00	8,961,526.88	8,961,526.88	10,358,272.00	10,358,272.39	0.39
07.020 Cash Balance June 30	(1,305,500.00)	7,776,357.53	9,081,857.53	7,738,641.00	7,776,357.53	37,716.53
08.010 Estimated Encumbrances June 30	(300,000.00)	1,950,404.21	2,250,404.21	1,500,000.00	1,950,404.21	450,404.21

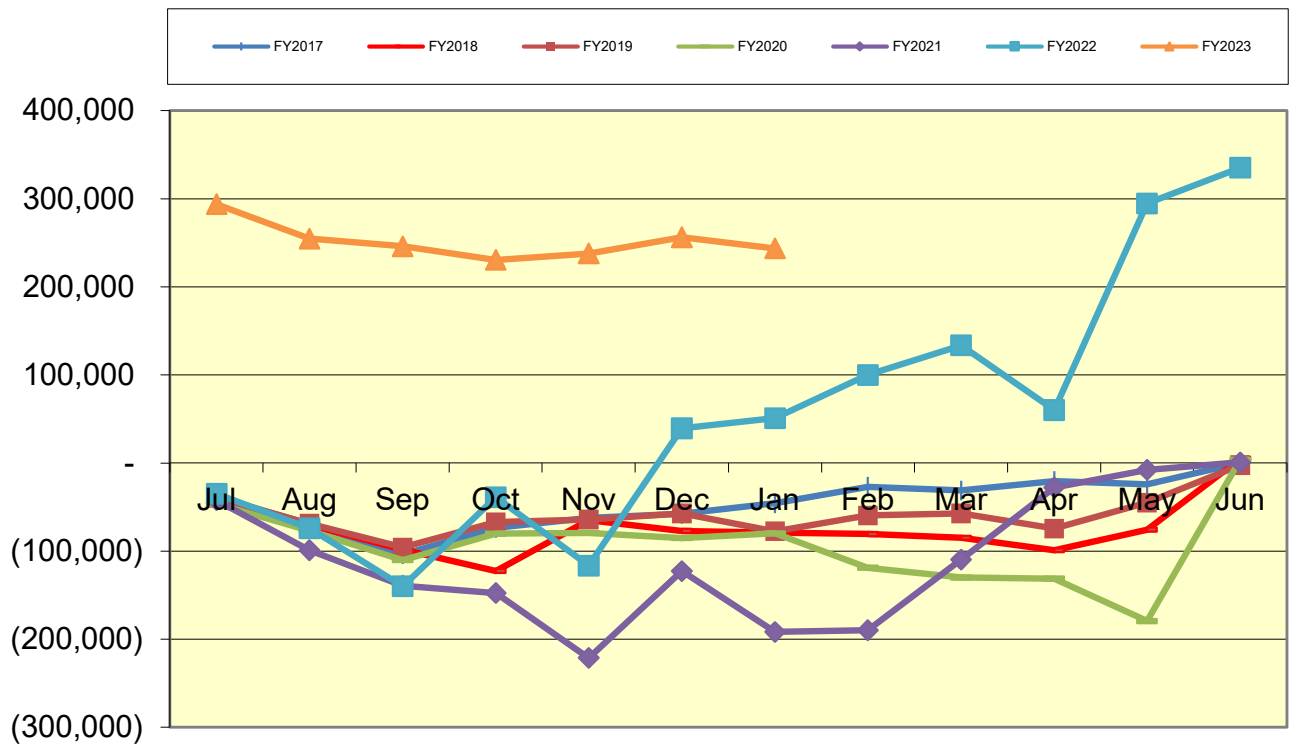
**LEXINGTON LOCAL SCHOOL DISTRICT
GENERAL FUND ONLY 2022-2023
SUMMARY OF RECEIPTS AND EXPENDITURES - FIVE YEAR FORECAST FORMAT**

LINE	DESCRIPTION	1/31/2023	FISCAL YEAR TO DATE Estimate	FISCAL YEAR TO DATE Actual	VARIANCE Estimate vs. Actual	PERCENT of VARIANCE
LINE 7.010	BEGINNING CASH BALANCE			\$ 10,358,272		
REVENUES						
LINE 1.010	Real Estate Tax	\$ 4,846,201	\$ 4,846,201	\$ 4,846,201	\$0	0.00%
LINE 1.020	Personal Property Tax	\$ 467,255	\$ 467,255	\$ 467,255	\$0	0.00%
LINE 1.030	Income Tax	\$ -	\$ -	\$ -	\$0	
LINE 1.035	State Funding	\$ 5,068,643	\$ 5,192,127	\$ 5,192,127	\$123,484	2.44%
LINE 1.040	Career Tech / Economic Disadv.	\$ 296,856	\$ 281,402	\$ 281,402	(\$15,454)	-5.21%
LINE 1.050	Property Tax Allocation	\$ 883,036	\$ 883,093	\$ 883,093	\$57	0.01%
LINE 1.060	Other Operating Revenue	\$ 308,027	\$ 362,810	\$ 362,810	\$54,783	17.79%
LINE 1.070	TOTAL REVENUE	\$ 11,870,018	\$ 12,032,888	\$ 12,032,888	\$162,870	1.37%
EXPENSES						
LINE 2.01	Proceeds from Notes	\$ -	\$ -	\$ -	\$0	
LINE 2.04	Transfers In	\$ -	\$ -	\$ -	\$0	
LINE 2.050	Advances In	\$ -	\$ -	\$ -	\$0	#DIV/0!
LINE 2.060	Other Financing Sources	\$ 14,802	\$ 14,802	\$ 14,802	\$0	0.00%
LINE 2.070	TOTAL OTHER SOURCES	\$ 14,802	\$ 14,802	\$ 14,802	\$0	0.00%
LINE 2.080	TOTAL REVENUES & Sources	\$ 11,884,820	\$ 12,047,690	\$ 12,047,690	\$162,870	1.37%
EXPENSES						
LINE 3.010	Salaries	\$ 8,326,979	\$ 8,400,787	\$ 8,400,787	(\$73,808)	-0.89%
LINE 3.020	Retirement and Benefits	\$ 4,066,416	\$ 4,037,669	\$ 4,037,669	\$28,747	0.71%
LINE 3.030	Purchased Services	\$ 1,283,298	\$ 1,317,058	\$ 1,317,058	(\$33,760)	-2.63%
LINE 3.040	Supplies and Materials	\$ 646,034	\$ 667,759	\$ 667,759	(\$21,725)	-3.36%
LINE 3.050	Capital Outlay and Equipment	\$ 36,601	\$ 60,567	\$ 60,567	(\$23,966)	-65.48%
LINE 3.06	INTERGOVERNMENTAL	\$ -	\$ -	\$ -	\$0	
LINE 4.020	DEBT SERVICE - Notes	\$ -	\$ -	\$ -	\$0	
LINE 4.060	DEBT SERVICE - Interest charges	\$ -	\$ -	\$ -	\$0	
LINE 4.300	Other Objects	\$ 145,123	\$ 145,765	\$ 145,765	(\$642)	-0.44%
LINE 4.500	TOTAL EXPENDITURES	\$ 14,504,451	\$ 14,629,605	\$ 14,629,605	(\$125,154)	-0.86%
LINE 5.00	TRANSFERS OUT	\$ -	\$ -	\$ -	\$0	
LINE 5.02	ADVANCES OUT	\$ -	\$ -	\$ -	\$0	
LINE 5.03	ALL OTHER USES	\$ -	\$ -	\$ -	\$0	
LINE 5.040	TOTAL OTHER USES	\$ -	\$ -	\$ -	\$0	
LINE 5.050	TOTAL EXPENDITURES & USES	\$ 14,504,451	\$ 14,629,605	\$ 14,629,605	(\$125,154)	-0.86%
		Estimate	Actual	Variance		
LINE 6.010	REVENUES OVER EXPENSES	\$ (2,619,631)	\$ (2,581,915)	\$37,716		
LINE 7.020	ENDING CASH BALANCE	\$ 7,738,641	\$ 7,776,357	\$37,716		
	Less Reserves	\$ (87,929)	\$ (87,929)	\$ -		
LINE 8.010	Less Outstanding Encumbrances	\$ (1,500,000)	\$ (1,950,404)	\$ (450,404)	30.03%	
LINE 15.010	Unreserved Fund Balance	\$ 6,150,712	\$ 5,738,024	(\$412,688)	-6.71%	
		Estimate	Actual	Benchmark Yr. End		
	Salaries/Benefits as % of Revenue	104.4%	103.4%	80.1% or below		
	True Days Cash - Calendar Days on which can operate	91	84	90 or above optimal		

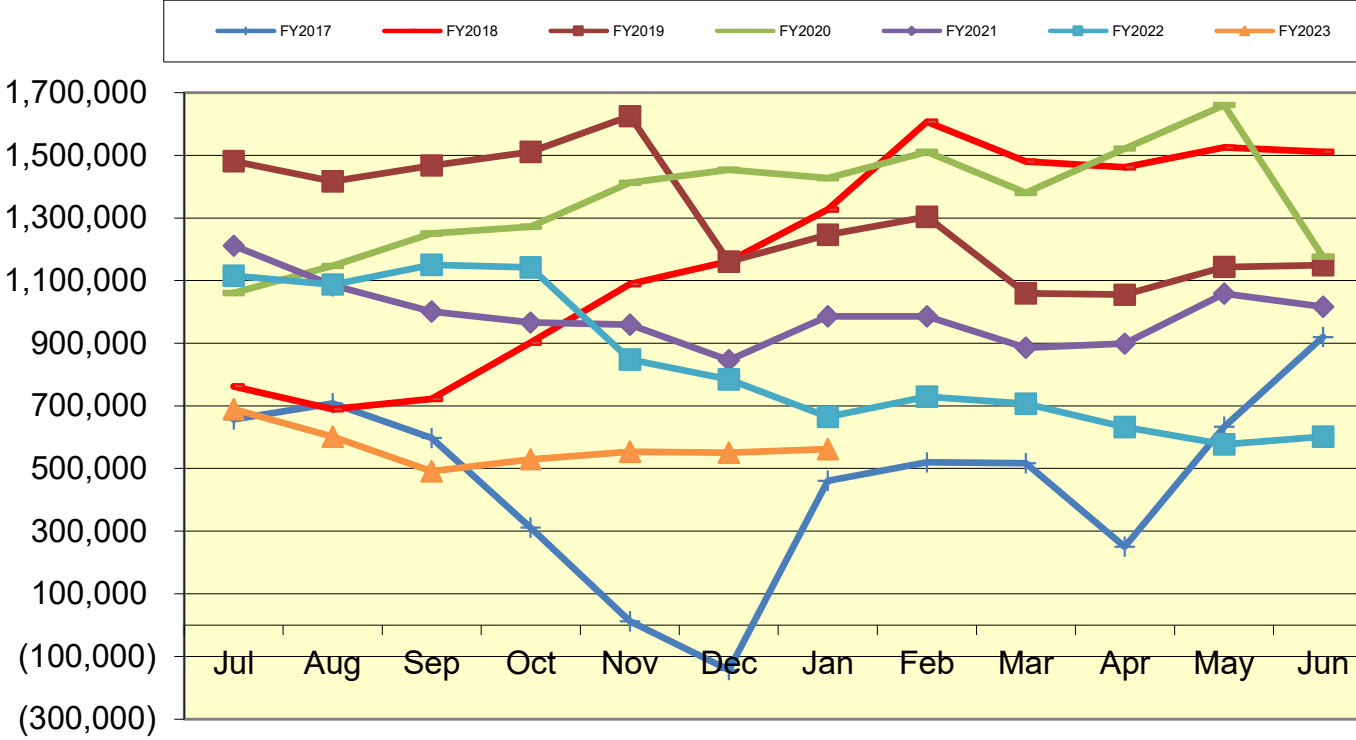
Lexington Local Schools General Fund Cash Balance



Lexington Local Schools Food Service Fund Cash Balance



Lexington Local Schools Employee Benefits Fund Cash Balance



Lexington Local Schools

Permanent Improvement Fund 1/31/2023

	Budgeted Amount	Actual Fiscal Year Expended	Current Encumbrances	Expenses / Encumbrances Over/Under Estimate	Remaining Estimated PI Project Costs																																				
Instruction and Administration																																									
Western Elementary Equipment/Materials	\$ 2,219.00	\$ 1,889.33	\$ -	\$329.67	\$329.67																																				
Eastern Elementary Equipment/Materials	\$ 4,000.00	\$ -	\$ 4,000.00	\$0.00	\$0.00																																				
Central Elementary Equipment/Materials	\$ 5,999.00	\$ 1,169.33	\$ 4,500.00	\$329.67	\$329.67																																				
High School Platform Lift	\$ 37,250.00	\$ 37,250.00	\$ -	\$0.00	\$0.00																																				
High School Genesis Mobile Stairlift	\$ 2,999.99	\$ -	\$ 2,999.99	\$0.00	\$0.00																																				
High School Music Equipment	\$ 17,000.00	\$ -	\$ 16,819.01	\$180.99	\$180.99																																				
PAC Equipment/Materials	\$ 3,809.00	\$ -	\$ 3,809.00	\$0.00	\$0.00																																				
Board Office Equipment/Materials	\$ 9,305.90	\$ -	\$ 9,305.90	\$0.00	\$0.00																																				
Maintenance/Security																																									
New Maintenance Garage	\$ 95,000.00	\$ 96,412.28	\$ 384.12	(\$1,796.40)	\$0.00																																				
Ride-On Scrubber	\$ 23,615.00	\$ -	\$ 23,615.00	\$0.00	\$0.00																																				
Window Security Film and Door Security	\$ 25,500.00	\$ 21,298.67	\$ 4,497.00	(\$295.67)	\$0.00																																				
New Maintenance Truck	\$ 38,285.00	\$ 38,285.00	\$ -	\$0.00	\$0.00																																				
Maintenance 2-Man Lift	\$ 13,500.00	\$ -	\$ 13,500.00	\$0.00	\$0.00																																				
Transportation																																									
New buses	\$ 170,976.00	\$ -	\$ 170,976.00	\$0.00	\$0.00																																				
New vans	\$ 74,335.00	\$ 74,335.00	\$ -	\$0.00	\$0.00																																				
Technology																																									
Computers, servers, tech equip., etc.	\$ 150,000.00	\$ 148,990.48	\$ 35,122.69	(\$34,113.17)	\$0.00																																				
Food Service																																									
Food Service Equipment	\$ 2,400.00	\$ -	\$ 2,400.00	\$0.00	\$0.00																																				
Athletics and Student Activities																																									
HS Athletics/Marching Band Equipment	\$ 50,000.00	\$ 20,651.32	\$ 9,930.00	\$19,418.68	\$19,418.68																																				
Fieldhouse Fire Alarm System	\$ 19,601.27	\$ 9,800.63	\$ 7,733.64	\$2,067.00	\$2,067.00																																				
Fees																																									
Tax Collection Fees	\$ 14,500.00	\$ 5,208.77	\$ -	\$9,291.23	\$9,291.23																																				
Totals																																									
	\$ 760,295.16	\$ 455,290.81	\$ 309,592.35	(\$4,588.00)	\$31,617.24																																				
Total Budgeted	<u>\$ 760,295.16</u>																																								
<table style="width: 100%; border-collapse: collapse;"> <tr> <td style="width: 45%;">Actual Cash Balance 7/1/22</td> <td style="width: 10%; text-align: right;">\$ 157,326.37</td> <td style="width: 10%;"></td> <td style="width: 10%;"></td> <td style="width: 15%;"></td> <td style="width: 10%;"></td> </tr> <tr> <td>Revenues FY23 - Taxes from levy</td> <td style="text-align: right;">\$ 323,547.84</td> <td></td> <td></td> <td></td> <td></td> </tr> <tr> <td>Expenditures FY23</td> <td style="text-align: right;">\$ (455,290.81)</td> <td></td> <td></td> <td></td> <td></td> </tr> <tr> <td>Current Cash Balance</td> <td style="text-align: right;">\$25,583.40</td> <td></td> <td></td> <td></td> <td></td> </tr> <tr> <td>Current Encumbrances</td> <td style="text-align: right;">\$ (309,592.35)</td> <td></td> <td></td> <td></td> <td></td> </tr> <tr> <td>Available Balance</td> <td style="text-align: right;">(\$284,008.95)</td> <td></td> <td></td> <td></td> <td></td> </tr> </table>						Actual Cash Balance 7/1/22	\$ 157,326.37					Revenues FY23 - Taxes from levy	\$ 323,547.84					Expenditures FY23	\$ (455,290.81)					Current Cash Balance	\$25,583.40					Current Encumbrances	\$ (309,592.35)					Available Balance	(\$284,008.95)				
Actual Cash Balance 7/1/22	\$ 157,326.37																																								
Revenues FY23 - Taxes from levy	\$ 323,547.84																																								
Expenditures FY23	\$ (455,290.81)																																								
Current Cash Balance	\$25,583.40																																								
Current Encumbrances	\$ (309,592.35)																																								
Available Balance	(\$284,008.95)																																								
<table style="width: 100%; border-collapse: collapse;"> <tr> <td style="width: 45%;">Remaining Estimated Revenues FY23 - Taxes from levy</td> <td style="width: 10%; text-align: right;">\$ 426,452.16</td> <td style="width: 10%;"></td> <td style="width: 10%;"></td> <td style="width: 15%;"></td> <td style="width: 10%;"></td> </tr> <tr> <td>Less: Remaining Estimated PI Project Costs</td> <td style="text-align: right;">(\$31,617.24)</td> <td></td> <td></td> <td></td> <td></td> </tr> <tr> <td>6/30/23 Estimated Unencumbered Carryover</td> <td style="text-align: right;">\$ 110,825.97</td> <td></td> <td></td> <td></td> <td></td> </tr> </table>						Remaining Estimated Revenues FY23 - Taxes from levy	\$ 426,452.16					Less: Remaining Estimated PI Project Costs	(\$31,617.24)					6/30/23 Estimated Unencumbered Carryover	\$ 110,825.97																						
Remaining Estimated Revenues FY23 - Taxes from levy	\$ 426,452.16																																								
Less: Remaining Estimated PI Project Costs	(\$31,617.24)																																								
6/30/23 Estimated Unencumbered Carryover	\$ 110,825.97																																								

Lexington Local Schools

Food Service Fund 2022-23 vs. 2021-2022 vs. 2020-2021

							Beginning Balance 7/1/22	\$ 335,154
2022-2023 Through 1/31/23								
<i>Revenues</i>	District-Wide	HS/JH	Junior High	Eastern	Central	Western	Total	
Student Type A, Ezpay, Misc	\$ -	\$ 118,765	\$ -	\$ 38,389	\$ 32,755	\$ 26,117	\$ 216,026	
Student Break, Milk & A La Carte	\$ -	\$ 43,171	\$ -	\$ 5,147	\$ 3,499	\$ 2,122	\$ 53,939	
Adult & Misc revenues	\$ 8,237	\$ 3,040	\$ -	\$ 438	\$ 104	\$ 139	\$ 11,958	
State Reimb	\$ -	\$ -	\$ -	\$ -	\$ -	\$ -	\$ -	
Federal Reimb	\$ -	\$ 52,069	\$ -	\$ 27,703	\$ 21,977	\$ 13,470	\$ 115,219	
Transfer In	\$ -	\$ -	\$ -	\$ -	\$ -	\$ -	\$ -	
Total Revenues	\$ 8,237	\$ 217,045	\$ -	\$ 71,677	\$ 58,335	\$ 41,848	\$ 397,142	
<i>Expenses</i>								
Wages	\$ 31,167	\$ 104,266	\$ -	\$ 32,597	\$ 21,436	\$ 23,011	\$ 212,477	
Severance	\$ -	\$ 842	\$ -	\$ -	\$ -	\$ -	\$ 842	
Retirement	\$ 7,810	\$ 19,497	\$ -	\$ 4,564	\$ 5,725	\$ 4,728	\$ 42,324	
Medical	\$ 5,987	\$ 36,840	\$ -	\$ 10,831	\$ 6,656	\$ 10,831	\$ 71,145	
Life, Dent, MC, WC	\$ 780	\$ 3,187	\$ -	\$ 749	\$ 938	\$ 596	\$ 6,250	
Purch Serv, Repairs, Phone, Post	\$ 1,657	\$ 554	\$ -	\$ 335	\$ 335	\$ 1,500	\$ 4,381	
Supplies	\$ 4,370	\$ -	\$ -	\$ -	\$ -	\$ -	\$ 4,370	
Food Costs	\$ -	\$ 80,266	\$ -	\$ 41,539	\$ 16,185	\$ 9,558	\$ 147,548	
Equipment	\$ -	\$ -	\$ -	\$ -	\$ -	\$ -	\$ -	
Other Costs	\$ -	\$ -	\$ -	\$ -	\$ -	\$ -	\$ -	
Total Expenses	\$ 51,771	\$ 245,452	\$ -	\$ 90,615	\$ 51,275	\$ 50,224	\$ 489,337	
Net Gain (Loss)	\$ (43,534)	\$ (28,407)	\$ -	\$ (18,938)	\$ 7,060	\$ (8,376)	\$ (92,195)	
							Ending Cash Balance 1/31/23	\$ 242,959

							Beginning Balance 7/1/21	\$ 808
2020-2021 Through 1/31/22								
<i>Revenues</i>	District-Wide	High School	Junior High	Eastern	Central	Western	Total	
Student Type A, Ezpay, Misc	\$ -	\$ (1,200)	\$ (1,020)	\$ (221)	\$ 420	\$ 63	\$ (1,958)	
Student Break, Milk & A La Carte	\$ -	\$ 12,942	\$ 4,794	\$ 2,009	\$ 1,088	\$ 397	\$ 21,230	
Adult & Misc revenues	\$ 5,967	\$ 1,774	\$ 486	\$ 627	\$ 337	\$ 22	\$ 9,213	
State Reimb	\$ -	\$ -	\$ -	\$ -	\$ -	\$ -	\$ -	
Federal Reimb	\$ -	\$ 136,214	\$ 83,408	\$ 107,241	\$ 98,258	\$ 79,700	\$ 504,821	
Transfer In	\$ -	\$ -	\$ -	\$ -	\$ -	\$ -	\$ -	
Total Revenues	\$ 5,967	\$ 149,730	\$ 87,668	\$ 109,656	\$ 100,103	\$ 80,182	\$ 533,306	
<i>Expenses</i>								
Wages	\$ 29,962	\$ 63,636	\$ 29,833	\$ 21,366	\$ 19,790	\$ 20,735	\$ 185,322	
Severance	\$ -	\$ -	\$ -	\$ -	\$ -	\$ -	\$ -	
Retirement	\$ 6,889	\$ 11,621	\$ 5,334	\$ 5,957	\$ 3,302	\$ 3,979	\$ 37,082	
Medical	\$ 12,562	\$ 30,510	\$ 4,803	\$ 13,453	\$ 4,803	\$ 7,449	\$ 73,580	
Life, Dent, MC, WC	\$ 825	\$ 2,018	\$ 1,124	\$ 664	\$ 826	\$ 480	\$ 5,937	
Purch Serv, Repairs, Phone, Post	\$ 1,904	\$ 1,521	\$ 751	\$ 1,228	\$ 300	\$ 2,830	\$ 8,534	
Supplies	\$ 5,098	\$ -	\$ -	\$ -	\$ -	\$ -	\$ 5,098	
Food Costs	\$ -	\$ 52,916	\$ 22,998	\$ 49,253	\$ 16,011	\$ 26,403	\$ 167,581	
Equipment	\$ -	\$ -	\$ -	\$ -	\$ -	\$ -	\$ -	
Other Costs	\$ -	\$ -	\$ -	\$ -	\$ -	\$ -	\$ -	
Total Expenses	\$ 57,240	\$ 162,222	\$ 64,843	\$ 91,921	\$ 45,032	\$ 61,876	\$ 483,134	
Net Gain (Loss)	\$ (51,273)	\$ (12,492)	\$ 22,825	\$ 17,735	\$ 55,071	\$ 18,306	\$ 50,172	
							Ending Cash Balance 1/31/22	\$ 50,980

							Beginning Balance 7/1/20	\$ 3,725
2019-2020 Through 1/31/21								
<i>Revenues</i>	District-Wide	High School	Junior High	Eastern	Central	Western	Total	
Student Type A, Ezpay, Misc	\$ -	\$ (919)	\$ 586	\$ 715	\$ 1,281	\$ 917	\$ 2,580	
Student Break, Milk & A La Carte	\$ -	\$ 7,959	\$ 1,880	\$ 1,943	\$ 1,354	\$ 707	\$ 13,843	
Adult & Misc revenues	\$ 3,123	\$ 1,135	\$ 397	\$ 420	\$ 253	\$ 56	\$ 5,384	
State Reimb	\$ -	\$ -	\$ -	\$ -	\$ -	\$ -	\$ -	
Federal Reimb	\$ -	\$ 53,453	\$ 37,284	\$ 46,256	\$ 50,195	\$ 33,059	\$ 220,247	
Transfer In	\$ -	\$ -	\$ -	\$ -	\$ -	\$ -	\$ -	
Total Revenues	\$ 3,123	\$ 61,628	\$ 40,147	\$ 49,334	\$ 53,083	\$ 34,739	\$ 242,054	
<i>Expenses</i>								
Wages	\$ 29,374	\$ 63,187	\$ 35,188	\$ 24,888	\$ 20,755	\$ 20,887	\$ 194,279	
Severance	\$ -	\$ -	\$ -	\$ -	\$ -	\$ -	\$ -	
Retirement	\$ 7,050	\$ 15,612	\$ 4,926	\$ 7,115	\$ 4,768	\$ 3,799	\$ 43,270	
Medical	\$ 12,609	\$ 30,672	\$ 9,658	\$ 21,014	\$ 9,832	\$ -	\$ 83,785	
Life, Dent, MC, WC	\$ 818	\$ 2,008	\$ 1,430	\$ 931	\$ 551	\$ 273	\$ 6,011	
Purch Serv, Repairs, Phone, Post	\$ 1,198	\$ 430	\$ 579	\$ 1,617	\$ 320	\$ 320	\$ 4,464	
Supplies	\$ 5,600	\$ 43,719	\$ 11,832	\$ 18,286	\$ 7,013	\$ 19,172	\$ 105,622	
Food Costs	\$ -	\$ -	\$ -	\$ -	\$ -	\$ -	\$ -	
Equipment	\$ -	\$ -	\$ -	\$ -	\$ -	\$ -	\$ -	
Other Costs	\$ -	\$ -	\$ -	\$ -	\$ -	\$ -	\$ -	
Total Expenses	\$ 56,649	\$ 155,628	\$ 63,613	\$ 73,851	\$ 43,239	\$ 44,451	\$ 437,431	
Net Gain (Loss)	\$ (53,526)	\$ (94,000)	\$ (23,466)	\$ (24,517)	\$ 9,844	\$ (9,712)	\$ (195,377)	
							Ending Cash Balance 1/31/21	\$ (191,652)

Start Date: 1/1/2023

End Date: 1/31/2023

LEXINGTON LOCAL SCHOOLS

Disbursement Summary Report

Reference Number	Check Number	Type	Date	Name	Vendor #	Status	Reconcile Date	Void Date	Amount
42317	0	PAYROLL	1/20/2023	LEXINGTON LOCAL SCHOOLS		RECONCILED	1/20/2023		\$ 632,737.17
42147	93870	ACCOUNTS_P AYABLE	1/10/2023	ALFRED NICKLES BAKERY	613	RECONCILED	1/18/2023		1,155.61
42153	93871	ACCOUNTS_P AYABLE	1/10/2023	AMAZON CAPITAL SERVICES	13575	RECONCILED	1/18/2023		1,500.47
42158	93872	ACCOUNTS_P AYABLE	1/10/2023	ANDY J. LITTLE	7196	RECONCILED	1/20/2023		390.00
42173	93873	ACCOUNTS_P AYABLE	1/10/2023	ASCD	5911	RECONCILED	1/24/2023		64.20
42170	93874	ACCOUNTS_P AYABLE	1/10/2023	BRIDGEWAY ACADEMY	11513	RECONCILED	1/19/2023		6,046.00
42156	93875	ACCOUNTS_P AYABLE	1/10/2023	BRUNSWICK HIGH SCHOOL	9385	RECONCILED	1/25/2023		275.00
42188	93876	ACCOUNTS_P AYABLE	1/10/2023	BUCKEYE BAKERY	13103	OUTSTANDIN G			171.00
42154	93877	ACCOUNTS_P AYABLE	1/10/2023	CAPITAL ONE	3469	RECONCILED	1/17/2023		3,078.96
42165	93878	ACCOUNTS_P AYABLE	1/10/2023	CASS FRAMES, INC.	7085	RECONCILED	1/20/2023		224.00
42177	93879	ACCOUNTS_P AYABLE	1/10/2023	CDW-G GOVERNMENT, INC.	7886	RECONCILED	1/17/2023		42.88
42160	93880	ACCOUNTS_P AYABLE	1/10/2023	CHRISTOPHER GLENNON	13459	RECONCILED	1/12/2023		280.00
42175	93881	ACCOUNTS_P AYABLE	1/10/2023	COLUMBIA GAS	11662	RECONCILED	1/18/2023		1,087.35
42180	93882	ACCOUNTS_P AYABLE	1/10/2023	COMDOC INC	13671	RECONCILED	1/18/2023		332.12
42157	93883	ACCOUNTS_P AYABLE	1/10/2023	CONSERVE FLAG COMPANY	8473	RECONCILED	1/18/2023		650.55
42176	93884	ACCOUNTS_P AYABLE	1/10/2023	CULLIGAN QUALITY WATER	610	RECONCILED	1/17/2023		37.00
42148	93885	ACCOUNTS_P AYABLE	1/10/2023	DEMCO	10564	RECONCILED	1/18/2023		233.37
42149	93886	ACCOUNTS_P AYABLE	1/10/2023	DIRECT ENERGY BUSINESS	11543	RECONCILED	1/17/2023		6,362.15
42152	93887	ACCOUNTS_P AYABLE	1/10/2023	EJ THERAPY INC	13137	RECONCILED	1/18/2023		33,269.43
42184	93888	ACCOUNTS_P AYABLE	1/10/2023	ELGIN LOCAL SCHOOLS	13855	RECONCILED	1/17/2023		200.00
42187	93889	ACCOUNTS_P AYABLE	1/10/2023	ELIZABETH A. RIEGEL	10733	RECONCILED	1/30/2023		250.00
42159	93890	ACCOUNTS_P AYABLE	1/10/2023	HARMON QUALITY CONCRETE, LLC	13837	RECONCILED	1/18/2023		12,305.00
42179	93891	ACCOUNTS_P AYABLE	1/10/2023	HEALTHCARE BILLING SERVICES	11018	RECONCILED	1/13/2023		179.99
42186	93892	ACCOUNTS_P AYABLE	1/10/2023	JAMES HAYES	13087	RECONCILED	1/11/2023		776.28
42185	93893	ACCOUNTS_P AYABLE	1/10/2023	JOSTENS	10830	RECONCILED	1/18/2023		35.00
42168	93894	ACCOUNTS_P AYABLE	1/10/2023	LESCH BATTERY & POWER	9943	RECONCILED	1/13/2023		89.74

Start Date: 1/1/2023

End Date: 1/31/2023

LEXINGTON LOCAL SCHOOLS

Disbursement Summary Report

Reference Number	Check Number	Type	Date	Name	Vendor #	Status	Reconcile Date	Void Date	Amount
42145	93895	ACCOUNTS_P AYABLE	1/10/2023	LOWE'S	5906	RECONCILED	1/20/2023		\$ 184.89
42189	93896	ACCOUNTS_P AYABLE	1/10/2023	MID-OHIO ED. SERVICE CENTER	69	RECONCILED	1/17/2023		92.00
42181	93897	ACCOUNTS_P AYABLE	1/10/2023	MVD SPORTS	6482	RECONCILED	1/18/2023		213.00
42164	93898	ACCOUNTS_P AYABLE	1/10/2023	NORTHERN STAR THERAPY	13834	RECONCILED	1/13/2023		1,832.50
42166	93899	ACCOUNTS_P AYABLE	1/10/2023	NOVA LUNA EDUC & CONSULTIN G	11942	RECONCILED	1/17/2023		972.00
42182	93900	ACCOUNTS_P AYABLE	1/10/2023	OHIO HIGH SCHOOL ATH. ASSOC.	1039	RECONCILED	1/18/2023		1,100.00
42174	93901	ACCOUNTS_P AYABLE	1/10/2023	PALADIN PROTECTIVE SYSTEMS, INC	13857	RECONCILED	1/18/2023		880.00
42162	93902	ACCOUNTS_P AYABLE	1/10/2023	PAT MILLER, TREASURER	9510	RECONCILED	1/18/2023		150.00
42172	93903	ACCOUNTS_P AYABLE	1/10/2023	PHOTORAMA LLC	1028	RECONCILED	1/23/2023		2,102.50
42150	93904	ACCOUNTS_P AYABLE	1/10/2023	RENHILL GROUP, INC.	10075	RECONCILED	1/17/2023		8,121.68
42161	93905	ACCOUNTS_P AYABLE	1/10/2023	SCHOOL SPECIALTY	6538	RECONCILED	1/24/2023		57.96
42155	93906	ACCOUNTS_P AYABLE	1/10/2023	SIESEL DISTRIBUTIN G	10297	RECONCILED	1/19/2023		1,883.60
42146	93907	ACCOUNTS_P AYABLE	1/10/2023	SMITHFOOD S, INC	11797	RECONCILED	1/18/2023		3,246.64
42167	93908	ACCOUNTS_P AYABLE	1/10/2023	SPYDER SIGNS & GRAPHICS	9378	RECONCILED	1/17/2023		2,816.30
42183	93909	ACCOUNTS_P AYABLE	1/10/2023	SUNBELT RENTALS	7776	RECONCILED	1/17/2023		1,218.30
42178	93910	ACCOUNTS_P AYABLE	1/10/2023	THE ESKEN GROUP, LLC	13446	RECONCILED	1/18/2023		1,305.00
42169	93911	ACCOUNTS_P AYABLE	1/10/2023	TREASURER, STATE OF OHIO	9906	RECONCILED	1/17/2023		1,578.50
42163	93912	ACCOUNTS_P AYABLE	1/10/2023	TROY J WEAVER	7197	RECONCILED	1/23/2023		140.00
42171	93913	ACCOUNTS_P AYABLE	1/10/2023	US TICKET	13894	RECONCILED	1/17/2023		1,168.66
42151	93914	ACCOUNTS_P AYABLE	1/10/2023	VERIZON WIRELESS	7415	RECONCILED	1/20/2023		438.93
42190	93915	ACCOUNTS_P AYABLE	1/10/2023	RESERVE ACCOUNT	13707	RECONCILED	1/17/2023		4,500.00
42191	93916	REFUND	1/11/2023	HEIDI STAIR- SCHUMACHE R	13908	OUTSTANDIN G			23.30
42209	93917	ACCOUNTS_P AYABLE	1/12/2023	AJINOMOTO CAMBROOKE , INC	13586	RECONCILED	1/26/2023		120.44
42203	93918	ACCOUNTS_P AYABLE	1/12/2023	AMANDA BADERTSCH ER	13224	RECONCILED	1/19/2023		50.00
42216	93919	ACCOUNTS_P AYABLE	1/12/2023	AMERICAN ELECTRIC POWER	701	RECONCILED	1/20/2023		335.24
42211	93920	ACCOUNTS_P AYABLE	1/12/2023	BRIGHTARRO W	13893	RECONCILED	1/23/2023		3,402.00

Start Date: 1/1/2023

End Date: 1/31/2023

LEXINGTON LOCAL SCHOOLS

Disbursement Summary Report

Reference Number	Check Number	Type	Date	Name	Vendor #	Status	Reconcile Date	Void Date	Amount
				TECHNOLOG					
42207	93921	ACCOUNTS_P AYABLE	1/12/2023	IES INC CHRISTOPHE R GLENNON	13459	RECONCILED	1/17/2023		\$ 280.00
42210	93922	ACCOUNTS_P AYABLE	1/12/2023	CLOVERLEAF LOCAL SCHOOLS	13050	RECONCILED	1/19/2023		250.00
42197	93923	ACCOUNTS_P AYABLE	1/12/2023	COLLINS SPORTS MEDICINE	13835	RECONCILED	1/20/2023		107.53
42198	93924	ACCOUNTS_P AYABLE	1/12/2023	DENISE BENSON	7573	RECONCILED	1/18/2023		195.00
42213	93925	ACCOUNTS_P AYABLE	1/12/2023	EVEN MATNEY	13911	RECONCILED	1/23/2023		1,500.00
42214	93926	ACCOUNTS_P AYABLE	1/12/2023	FINLEY'S FACILITIES SERVICES	13571	RECONCILED	1/17/2023		1,165.66
42208	93927	ACCOUNTS_P AYABLE	1/12/2023	INSECT LORE	7424	RECONCILED	1/18/2023		72.91
42196	93928	ACCOUNTS_P AYABLE	1/12/2023	MINDY METCALF	10139	RECONCILED	1/25/2023		140.00
42206	93929	ACCOUNTS_P AYABLE	1/12/2023	MOHICAN MEDIA	13792	RECONCILED	1/18/2023		1,250.00
42199	93930	ACCOUNTS_P AYABLE	1/12/2023	MT. VERNON HIGH SCHOOL	7750	RECONCILED	1/17/2023		250.00
42194	93931	ACCOUNTS_P AYABLE	1/12/2023	NAPA	13723	RECONCILED	1/17/2023		1,012.52
42200	93932	ACCOUNTS_P AYABLE	1/12/2023	NATIONAL ART EDUCATION ASSOCIATIO N	13906	RECONCILED	1/20/2023		135.00
42201	93933	ACCOUNTS_P AYABLE	1/12/2023	NICO LASER	13912	RECONCILED	1/19/2023		1,500.00
42215	93934	ACCOUNTS_P AYABLE	1/12/2023	OAK HARBOR HIGH SCHOOL	11551	RECONCILED	1/19/2023		300.00
42193	93935	ACCOUNTS_P AYABLE	1/12/2023	SPECIALIZED EDUCATION OF OHIO, INC	13693	RECONCILED	1/19/2023		7,728.20
42204	93936	ACCOUNTS_P AYABLE	1/12/2023	SUNGRAPHI CS INC.	10672	RECONCILED	1/18/2023		4,481.23
42195	93937	ACCOUNTS_P AYABLE	1/12/2023	TIMECLOCK PLUS, LLC	13889	RECONCILED	1/20/2023		11,135.00
42205	93938	ACCOUNTS_P AYABLE	1/12/2023	TODD GALOWNIA	13910	RECONCILED	1/19/2023		75.46
42212	93939	ACCOUNTS_P AYABLE	1/12/2023	TREASURER STATE OF OHIO	5996	RECONCILED	1/19/2023		214.25
42202	93940	ACCOUNTS_P AYABLE	1/12/2023	VILLAGE OF LEXINGTON	472	RECONCILED	1/19/2023		25,910.20
42220	93941	ACCOUNTS_P AYABLE	1/13/2023	OMEA	8109	OUTSTANDIN G			300.00
42221	93942	ACCOUNTS_P AYABLE	1/13/2023	OMEA	8109	RECONCILED	1/27/2023		141.00
42225	93943	ACCOUNTS_P AYABLE	1/18/2023	AMAZON CAPITAL SERVICES	13575	RECONCILED	1/25/2023		1,121.20
42245	93944	ACCOUNTS_P AYABLE	1/18/2023	BRIDGEWAY ACADEMY	11513	OUTSTANDIN G			85.00
42231	93945	ACCOUNTS_P AYABLE	1/18/2023	BRIDGEWAY THERAPY CENTER	13818	OUTSTANDIN G			910.00
42240	93946	ACCOUNTS_P	1/18/2023	COLE	9752	RECONCILED	1/24/2023		9,094.68

Start Date: 1/1/2023

End Date: 1/31/2023

LEXINGTON LOCAL SCHOOLS

Disbursement Summary Report

Reference Number	Check Number	Type	Date	Name	Vendor #	Status	Reconcile Date	Void Date	Amount
		AYABLE		DISTRIBUTIN G					
42232	93947	ACCOUNTS_P AYABLE	1/18/2023	COLLINS SPORTS MEDICINE	13835	RECONCILED	1/25/2023		\$ 489.13
42236	93948	ACCOUNTS_P AYABLE	1/18/2023	DUNLOP AND JOHNSTON, INC	13909	RECONCILED	1/24/2023		35,455.60
42246	93949	ACCOUNTS_P AYABLE	1/18/2023	ELUMA, LLC	13844	RECONCILED	1/26/2023		6,764.05
42228	93950	ACCOUNTS_P AYABLE	1/18/2023	FORGET-ME- NOT FLOWER SHOP,INC.	5460	RECONCILED	1/23/2023		34.00
42248	93951	ACCOUNTS_P AYABLE	1/18/2023	GALION COMMUNITY HOSPITAL	12104	RECONCILED	1/24/2023		130.00
42239	93952	ACCOUNTS_P AYABLE	1/18/2023	GARDINER	13117	RECONCILED	1/25/2023		2,247.00
42243	93953	ACCOUNTS_P AYABLE	1/18/2023	GIONINO'S PIZZERIA	9153	RECONCILED	1/27/2023		32.95
42222	93954	ACCOUNTS_P AYABLE	1/18/2023	JAMES HAYES	13087	RECONCILED	1/20/2023		776.28
42238	93955	ACCOUNTS_P AYABLE	1/18/2023	JOSTENS	10830	RECONCILED	1/23/2023		798.70
42237	93956	ACCOUNTS_P AYABLE	1/18/2023	MAKE MUSIC INC	7208	RECONCILED	1/25/2023		1,718.79
42241	93957	ACCOUNTS_P AYABLE	1/18/2023	MARK HOOVER	12011	RECONCILED	1/19/2023		167.64
42235	93958	ACCOUNTS_P AYABLE	1/18/2023	MINUTEMAN PRESS	10766	RECONCILED	1/23/2023		413.80
42244	93959	ACCOUNTS_P AYABLE	1/18/2023	MVD SPORTS	6482	RECONCILED	1/31/2023		1,210.00
42224	93960	ACCOUNTS_P AYABLE	1/18/2023	O.E. MEYER COMPANY	10829	RECONCILED	1/30/2023		7.44
42227	93961	ACCOUNTS_P AYABLE	1/18/2023	REDSHELF, INC	13884	RECONCILED	1/25/2023		34.00
42230	93962	ACCOUNTS_P AYABLE	1/18/2023	RENHILL GROUP, INC.	10075	RECONCILED	1/24/2023		11,751.69
42233	93963	ACCOUNTS_P AYABLE	1/18/2023	RENWICK, WELSH & BURTON	933	RECONCILED	1/30/2023		11,395.00
42226	93964	ACCOUNTS_P AYABLE	1/18/2023	RIDDELL/ALL AMERICAN SPORTS CO	8878	RECONCILED	1/27/2023		6,286.05
42223	93965	ACCOUNTS_P AYABLE	1/18/2023	SCHOOL SPECIALTY	6538	OUTSTANDIN G			506.96
42247	93966	ACCOUNTS_P AYABLE	1/18/2023	SHAR PRODUCTS CO	11549	RECONCILED	1/24/2023		30.44
42229	93967	ACCOUNTS_P AYABLE	1/18/2023	SIESEL DISTRIBUTIN G	10297	RECONCILED	1/25/2023		1,400.70
42242	93968	ACCOUNTS_P AYABLE	1/18/2023	SMETZ'S TIRE SERVICE CENTER	10453	RECONCILED	1/25/2023		1,134.42
42234	93969	ACCOUNTS_P AYABLE	1/18/2023	THE REHAB CENTER	11246	RECONCILED	1/27/2023		14,382.50
42250	93970	ACCOUNTS_P AYABLE	1/19/2023	OMEA	8109	RECONCILED	1/27/2023		362.00
42249	93971	ACCOUNTS_P AYABLE	1/19/2023	GRADY ENTERPRISE S, INC.	9664	RECONCILED	1/27/2023		1,204.32
42253	93972	REFUND	1/20/2023	AMANDA HARRIS	13916	OUTSTANDIN G			30.00

Start Date: 1/1/2023

End Date: 1/31/2023

LEXINGTON LOCAL SCHOOLS

Disbursement Summary Report

Reference Number	Check Number	Type	Date	Name	Vendor #	Status	Reconcile Date	Void Date	Amount
42256	93973	REFUND	1/20/2023	AMIE MUTTI	13919	OUTSTANDIN G			\$ 118.00
42251	93974	REFUND	1/20/2023	ANITA ADKINS	13915	RECONCILED	1/30/2023		38.00
42262	93975	REFUND	1/20/2023	CATHERINE THORNTON	13924	RECONCILED	1/27/2023		30.00
42254	93976	REFUND	1/20/2023	CHANECE LAWRENCE	13917	OUTSTANDIN G			30.00
42255	93977	REFUND	1/20/2023	JOYCE MAIER	13918	RECONCILED	1/31/2023		24.00
42258	93978	REFUND	1/20/2023	JULIANNA NICOLETTI	13921	OUTSTANDIN G			30.00
42261	93979	REFUND	1/20/2023	KATIE SPOGNARDI	13711	OUTSTANDIN G			90.00
42260	93980	REFUND	1/20/2023	RHONDA RADCLIFFE	13923	OUTSTANDIN G			12.00
42259	93981	REFUND	1/20/2023	ROBERT ROSZMAN	13922	RECONCILED	1/30/2023		53.00
42263	93982	REFUND	1/20/2023	STEPHEN & LISA BEILSTEIN	13553	OUTSTANDIN G			30.00
42252	93983	REFUND	1/20/2023	THERESA CLINGAN	9654	OUTSTANDIN G			5.00
42257	93984	REFUND	1/20/2023	TONYA MITCHELL	13920	OUTSTANDIN G			30.00
42290	93985	ACCOUNTS_P AYABLE	1/26/2023	ADVANCED TURF SOLUTIONS, INC.	10305	RECONCILED	1/31/2023		2,276.52
42264	93986	ACCOUNTS_P AYABLE	1/26/2023	AMAZON CAPITAL SERVICES	13575	OUTSTANDIN G			642.42
42279	93987	ACCOUNTS_P AYABLE	1/26/2023	ASCD	5911	OUTSTANDIN G			89.00
42276	93988	ACCOUNTS_P AYABLE	1/26/2023	ATTENDANC EK12 LLC	13820	OUTSTANDIN G			436.90
42286	93989	ACCOUNTS_P AYABLE	1/26/2023	BURNING RIVER LIFTS AND	10587	OUTSTANDIN G			37,250.00
42298	93990	ACCOUNTS_P AYABLE	1/26/2023	CHARLES RITTER CO.	907	RECONCILED	1/30/2023		48.29
42267	93991	ACCOUNTS_P AYABLE	1/26/2023	CHERYL ANN CHASE	13914	OUTSTANDIN G			2,900.00
42291	93992	ACCOUNTS_P AYABLE	1/26/2023	CLARITY FOR COMMUNICA TION LLC	11660	RECONCILED	1/31/2023		1,545.00
42274	93993	ACCOUNTS_P AYABLE	1/26/2023	COLE DISTRIBUTIN G	9752	RECONCILED	1/31/2023		4,361.79
42284	93994	ACCOUNTS_P AYABLE	1/26/2023	COLUMBUS KENWORTH, INC	11205	OUTSTANDIN G			175.77
42280	93995	ACCOUNTS_P AYABLE	1/26/2023	CULLIGAN QUALITY WATER	610	RECONCILED	1/31/2023		158.00
42303	93996	ACCOUNTS_P AYABLE	1/26/2023	DAHNI REYNOLDS	13829	OUTSTANDIN G			1,102.50
42292	93997	ACCOUNTS_P AYABLE	1/26/2023	ELIZABETH A. RIEGEL	10733	OUTSTANDIN G			150.00
42273	93998	ACCOUNTS_P AYABLE	1/26/2023	FRONT & CENTER TURF	9228	OUTSTANDIN G			14,165.00
42282	93999	ACCOUNTS_P AYABLE	1/26/2023	GIONINO'S PIZZERIA	9153	OUTSTANDIN G			368.39
42294	94000	ACCOUNTS_P AYABLE	1/26/2023	HD SUPPLY FACILITIES	6504	OUTSTANDIN G			20.69

Start Date: 1/1/2023

End Date: 1/31/2023

LEXINGTON LOCAL SCHOOLS

Disbursement Summary Report

Reference Number	Check Number	Type	Date	Name	Vendor #	Status	Reconcile Date	Void Date	Amount
42270	94001	ACCOUNTS_P AYABLE	1/26/2023	JAMES HAYES	13087	RECONCILED	1/27/2023		\$ 776.28
42278	94002	ACCOUNTS_P AYABLE	1/26/2023	JOSTENS	10830	RECONCILED	1/31/2023		4,620.00
42281	94003	ACCOUNTS_P AYABLE	1/26/2023	KIMBALL MIDWEST	11066	OUTSTANDIN G			59.54
42289	94004	ACCOUNTS_P AYABLE	1/26/2023	LAGUNA CLAY COMPANY	8140	RECONCILED	1/31/2023		2,091.25
42275	94005	ACCOUNTS_P AYABLE	1/26/2023	LEXINGTON MUSIC BOOSTERS	1395	OUTSTANDIN G			287.71
42268	94006	ACCOUNTS_P AYABLE	1/26/2023	MEDICALES HOP INC	13684	OUTSTANDIN G			120.00
42300	94007	ACCOUNTS_P AYABLE	1/26/2023	OHIO.NET INTERNET PROVIDERS	13038	RECONCILED	1/31/2023		465.72
42297	94008	ACCOUNTS_P AYABLE	1/26/2023	PAM CONOVER	11119	OUTSTANDIN G			170.48
42299	94009	ACCOUNTS_P AYABLE	1/26/2023	PIONEER CAREER & TECHNOLOG Y CENTER	6280	RECONCILED	1/31/2023		53.50
42295	94010	ACCOUNTS_P AYABLE	1/26/2023	QUENCH USA INC	9919	OUTSTANDIN G			43.16
42269	94011	ACCOUNTS_P AYABLE	1/26/2023	R.E.M. COMMUNICA TIONS, INC.	10560	OUTSTANDIN G			2,731.28
42266	94012	ACCOUNTS_P AYABLE	1/26/2023	RUMPKE	11508	OUTSTANDIN G			2,079.57
42293	94013	ACCOUNTS_P AYABLE	1/26/2023	SAM KESSLER	13928	OUTSTANDIN G			26.54
42283	94014	ACCOUNTS_P AYABLE	1/26/2023	SCHOOL HEALTH CORPORATIO N	7533	OUTSTANDIN G			459.87
42288	94015	ACCOUNTS_P AYABLE	1/26/2023	SCHOOL SPECIALTY	6538	OUTSTANDIN G			493.70
42272	94016	ACCOUNTS_P AYABLE	1/26/2023	SHIFFLER EQUIPMENT SALES, INC.	851	RECONCILED	1/31/2023		848.24
42287	94017	ACCOUNTS_P AYABLE	1/26/2023	SHOOK CONSTRUCTI ON CO	13525	OUTSTANDIN G			874,587.50
42271	94018	ACCOUNTS_P AYABLE	1/26/2023	SPECIALIZED EDUCATION OF OHIO, INC	13693	OUTSTANDIN G			7,678.20
42301	94019	ACCOUNTS_P AYABLE	1/26/2023	STACY DAVIS	7512	OUTSTANDIN G			42.00
42285	94020	ACCOUNTS_P AYABLE	1/26/2023	STANDARD PLUMBING & HEATING CO	4036	OUTSTANDIN G			15,998.88
42302	94021	ACCOUNTS_P AYABLE	1/26/2023	STEALTH PARTNER GROUP	13604	OUTSTANDIN G			46,830.70
42304	94022	ACCOUNTS_P AYABLE	1/26/2023	TRACEY PINKELMAN	10653	OUTSTANDIN G			53.38
42296	94023	ACCOUNTS_P AYABLE	1/26/2023	TRANSPORTA TION ACCESSORIE S CO.	819	OUTSTANDIN G			1,288.23
42277	94024	ACCOUNTS_P AYABLE	1/26/2023	WINDOW ENERGY FILM, INC	13817	OUTSTANDIN G			13,209.00
42265	94025	ACCOUNTS_P	1/26/2023	WOLFF	8585	OUTSTANDIN			379.98

Start Date: 1/1/2023

End Date: 1/31/2023

LEXINGTON LOCAL SCHOOLS

Disbursement Summary Report

Reference Number	Check Number	Type	Date	Name	Vendor #	Status	Reconcile Date	Void Date	Amount
		AYABLE		BROS. SUPPLY, INC.		G			
42309	94026	ACCOUNTS_P AYABLE	1/27/2023	AMANDA BADERTSCHER	13224	OUTSTANDIN G			\$ 205.00
42306	94027	ACCOUNTS_P AYABLE	1/27/2023	AMAZON CAPITAL SERVICES	13575	OUTSTANDIN G			267.64
42305	94028	ACCOUNTS_P AYABLE	1/27/2023	AMERICAN ELECTRIC POWER	701	OUTSTANDIN G			24,609.54
42307	94029	ACCOUNTS_P AYABLE	1/27/2023	AMY NEWDOME	13930	OUTSTANDIN G			52.95
42312	94030	ACCOUNTS_P AYABLE	1/27/2023	BRICKER & ECKLER LLP	10997	OUTSTANDIN G			62.00
42308	94031	ACCOUNTS_P AYABLE	1/27/2023	CAPITAL UNIVERSITY	9973	VOID		1/27/2023	240.00
42313	94032	ACCOUNTS_P AYABLE	1/27/2023	CBIZ BENEFITS & INSURANCE	8780	OUTSTANDIN G			2,750.00
42311	94033	ACCOUNTS_P AYABLE	1/27/2023	COMDOC INC	13671	OUTSTANDIN G			390.50
42315	94034	ACCOUNTS_P AYABLE	1/27/2023	LEXINGTON LOCAL SCHOOLS	3377	RECONCILED	1/31/2023		384.50
42316	94035	ACCOUNTS_P AYABLE	1/27/2023	STANTON SHEET MUSIC	22	OUTSTANDIN G			325.53
42314	94036	ACCOUNTS_P AYABLE	1/27/2023	THE BREWER-GARRETT CO	13529	OUTSTANDIN G			11,768.25
42310	94037	ACCOUNTS_P AYABLE	1/27/2023	VAPE EDUCATION LLC	13500	OUTSTANDIN G			500.00
42322	94038	ACCOUNTS_P AYABLE	1/27/2023	CAPITAL UNIVERSITY	9973	OUTSTANDIN G			240.00
42323	94039	ACCOUNTS_P AYABLE	1/27/2023	MARK HOOVER	12011	RECONCILED	1/31/2023		75.00
42327	94040	REFUND	1/31/2023	JAMIE HENRY	13932	OUTSTANDIN G			150.00
42353	94041	ACCOUNTS_P AYABLE	1/31/2023	ALLERTON HILL CONSULTIN G	11155	OUTSTANDIN G			12,500.00
42334	94042	ACCOUNTS_P AYABLE	1/31/2023	AMAZON CAPITAL SERVICES	13575	OUTSTANDIN G			1,174.48
42347	94043	ACCOUNTS_P AYABLE	1/31/2023	BATES GARAGE & TOWING LLC	13907	OUTSTANDIN G			900.00
42337	94044	ACCOUNTS_P AYABLE	1/31/2023	CAPITAL ONE	3469	OUTSTANDIN G			182.74
42348	94045	ACCOUNTS_P AYABLE	1/31/2023	CHARLES RITTER CO.	907	OUTSTANDIN G			33.81
42342	94046	ACCOUNTS_P AYABLE	1/31/2023	COLE DISTRIBUTIN G	9752	OUTSTANDIN G			1,217.72
42346	94047	ACCOUNTS_P AYABLE	1/31/2023	COLLINS SPORTS MEDICINE	13835	OUTSTANDIN G			327.61
42335	94048	ACCOUNTS_P AYABLE	1/31/2023	CULLIGAN QUALITY WATER	610	OUTSTANDIN G			95.00
42344	94049	ACCOUNTS_P AYABLE	1/31/2023	GAME ONE	11017	OUTSTANDIN G			2,205.00
42329	94050	ACCOUNTS_P	1/31/2023	GIONINO'S	9153	OUTSTANDIN			109.89

Start Date: 1/1/2023

End Date: 1/31/2023

LEXINGTON LOCAL SCHOOLS Disbursement Summary Report

Reference Number	Check Number	Type	Date	Name	Vendor #	Status	Reconcile Date	Void Date	Amount
42352	94051	AYABLE ACCOUNTS_P	1/31/2023	PIZZERIA HEATHER		G OUTSTANDIN			\$ 100.00
42350	94052	AYABLE ACCOUNTS_P	1/31/2023	HARING HIGH SCHOOL AD NETWORK LLC	12054	G OUTSTANDIN G			32.00
42349	94053	AYABLE ACCOUNTS_P	1/31/2023	JAMES HAYES	13087	G OUTSTANDIN			776.28
42339	94054	AYABLE ACCOUNTS_P	1/31/2023	JEREMY GEARHEART	13929	G OUTSTANDIN			234.00
42341	94055	AYABLE ACCOUNTS_P	1/31/2023	KAHL'S TELECOMMU NICATIONS	7813	G OUTSTANDIN			267.47
42331	94056	AYABLE ACCOUNTS_P	1/31/2023	KAMED	13927	G OUTSTANDIN			195.00
42332	94057	AYABLE ACCOUNTS_P	1/31/2023	KELL ACE HARDWARE	8329	G OUTSTANDIN			102.91
42351	94058	AYABLE ACCOUNTS_P	1/31/2023	M.T. SERVICE INC	13836	G OUTSTANDIN			2,337.55
42345	94059	AYABLE ACCOUNTS_P	1/31/2023	MENARDS	10810	G OUTSTANDIN			95.63
42328	94060	AYABLE ACCOUNTS_P	1/31/2023	MID-OHIO AUTO REPAIR	8414	G OUTSTANDIN			576.39
42340	94061	AYABLE ACCOUNTS_P	1/31/2023	PRO-ED	105	G OUTSTANDIN			386.10
42333	94062	AYABLE ACCOUNTS_P	1/31/2023	REHILL GROUP, INC.	10075	G OUTSTANDIN			6,920.46
42336	94063	AYABLE ACCOUNTS_P	1/31/2023	SAM'S CLUB DIRECT	5566	G OUTSTANDIN			282.88
42343	94064	AYABLE ACCOUNTS_P	1/31/2023	SCHOOL SPECIALTY	6538	G OUTSTANDIN			266.34
42330	94065	AYABLE ACCOUNTS_P	1/31/2023	VERIZON WIRELESS	7415	G OUTSTANDIN			439.20
42338	94066	AYABLE ACCOUNTS_P	1/31/2023	WESTERN PSYCHOLOGI CAL SERVICES	13720	G OUTSTANDIN			240.90
42354	94067	AYABLE ACCOUNTS_P	1/31/2023	LEXINGTON ATHLETIC DEPT.	3520	G OUTSTANDIN			4,610.00
42192	691916	AYABLE ACCOUNTS_P	1/10/2023	GORDON FOOD SERVICE	900652	RECONCILED	1/10/2023		15,422.36
42217	691917	AYABLE ACCOUNTS_P	1/5/2023	MEMO- S.E.R.S.	900997	RECONCILED	1/5/2023		2,879.99
42218	691918	AYABLE ACCOUNTS_P	1/5/2023	MEMO- S.T.R.S.	900998	RECONCILED	1/5/2023		8,102.95
42219	691919	PAYROLL	1/3/2023	LEXINGTON LOCAL SCHOOLS		RECONCILED	1/3/2023		643,132.21
42319	691920	AYABLE ACCOUNTS_P	1/27/2023	LEXINGTON SCHOOLS - PAYROLL	900934	RECONCILED	1/27/2023		17,325.44
42321	691921	AYABLE ACCOUNTS_P	1/27/2023	MEMO- S.E.R.S.	900997	RECONCILED	1/27/2023		2,892.90
42320	691922	AYABLE ACCOUNTS_P	1/27/2023	MEMO- S.T.R.S.	900998	RECONCILED	1/27/2023		8,426.35
42318	691923	AYABLE ACCOUNTS_P	1/27/2023	ANTHEM BENEFIT SERVICES	900902	RECONCILED	1/27/2023		403,326.43
42325	691924	AYABLE ACCOUNTS_P	1/30/2023	MEMO-MID OHIO ESC	900069	RECONCILED	1/30/2023		56,261.41
42324	691925	AYABLE ACCOUNTS_P	1/30/2023	MEMO- S.E.R.S.	900997	RECONCILED	1/30/2023		48,782.00

Start Date: 1/1/2023

End Date: 1/31/2023

LEXINGTON LOCAL SCHOOLS Disbursement Summary Report

Reference Number	Check Number	Type	Date	Name	Vendor #	Status	Reconcile Date	Void Date	Amount
42326	691926	ACCOUNTS_P AYABLE	1/30/2023	MEMO- S.T.R.S.	900998	RECONCILED	1/30/2023		\$ 126,908.00
Grand Total									\$ 3,361,490.30

Reporting Period: January 2023 (FY 2023)

Start Date: 1/01/2023

End Date: 1/31/2023

2/2/23 2:13 PM

LEXINGTON LOCAL SCHOOLS Receipts Ledger Report

Receipt #	Line #	Date	Type	Description	Full Account Code	Amount
Fund: 001						
Receipt: 1211						
77595	1	1/13/2023	RC	Preschool tuition	001-1211-0000-000000-500	\$ 1,400.00
77609	1	1/17/2023	RC	Tuition	001-1211-0000-000000-000	4,128.66
77610	1	1/17/2023	RC	Tuition	001-1211-0000-000000-000	688.36
77620	1	1/20/2023	RC	Tuition	001-1211-0000-000000-000	7,000.00
77623	1	1/24/2023	RC	Preschool tuition	001-1211-0000-000000-500	400.00
						\$ 13,617.02
Receipt: 1410						
77657	1	1/31/2023	RC	Richland Bank Interest	001-1410-0000-000000-000	9,474.77
						\$ 9,474.77
Receipt: 1740						
77582	1	1/5/2023	RC	School fees	001-1740-0000-000000-200	12.00
77585	2	1/6/2023	RC	Central school fees	001-1740-0000-000000-400	72.00
77593	1	1/10/2023	RC	School fees	001-1740-0000-000000-100	44.00
77602	2	1/13/2023	RC	Central school fees	001-1740-0000-000000-400	72.00
77605	1	1/17/2023	RC	School fees	001-1740-0000-000000-100	183.00
77632	1	1/26/2023	RC	School fees	001-1740-0000-000000-100	146.00
77648	1	1/31/2023	RC	CCP Tuition pymt	001-1740-0000-000000-100	499.65
77648	2	1/31/2023	RC	School Fees	001-1740-0000-000000-100	34.00
77651	1	1/31/2023	RC	HS Fees - Pay For It	001-1740-0000-000000-100	807.00
77651	2	1/31/2023	RC	Central Fees - Pay For It	001-1740-0000-000000-400	690.00
77651	3	1/31/2023	RC	Jr High Fees - Pay For It	001-1740-0000-000000-200	111.00
77651	4	1/31/2023	RC	Eastern Fees - Pay For It	001-1740-0000-000000-300	300.00
77651	5	1/31/2023	RC	Western Fees - Pay For It	001-1740-0000-000000-500	60.00
77653	2	1/31/2023	RC	Central school fees	001-1740-0000-000000-400	72.00
77654	2	1/31/2023	RC	Central school fees	001-1740-0000-000000-400	24.00
						\$ 3,126.65
Receipt: 1880						
77611	1	1/17/2023	RC	Tax Abatement - Pine Ridge	001-1880-0000-000000-000	2,470.00
						\$ 2,470.00
Receipt: 1890						
77611	7	1/17/2023	RC	Truck Sale Proceeds	001-1890-0000-000000-000	500.00
77619	2	1/20/2023	RC	BWC Rebate	001-1890-0000-000000-000	880.18
77619	4	1/20/2023	RC	Lions Club Audiometer Grant	001-1890-0000-000000-000	1,065.86
77619	5	1/20/2023	RC	ComDoc Rebate	001-1890-0000-000000-000	10,000.00
77634	2	1/27/2023	RC	Jury Duty - Detlef	001-1890-0000-000000-000	30.00
						\$ 12,476.04
Receipt: 3110						
77591	1	1/6/2023	RC	Base Cost	001-3110-0000-000000-000	244,360.20

Reporting Period: January 2023 (FY 2023)

2/2/23 2:13 PM

Start Date: 1/01/2023

End Date: 1/31/2023

LEXINGTON LOCAL SCHOOLS Receipts Ledger Report

Receipt #	Line #	Date	Type	Description	Full Account Code	Amount
77591	3	1/6/2023	RC	Targeted Assistance	001-3110-0000-000000-000	\$ 40,008.07
77591	4	1/6/2023	RC	Special Education Funding	001-3110-0000-000000-000	38,225.17
77591	8	1/6/2023	RC	Supplement Targeted Assistance	001-3110-0000-000000-000	0.00
77591	9	1/6/2023	RC	Temporary Transitional Aid Guarantee	001-3110-0000-000000-000	0.00
77591	11	1/6/2023	RC	Transportation	001-3110-0000-000000-000	25,552.10
77591	12	1/6/2023	RC	Formula Transition Supplement	001-3110-0000-000000-000	0.00
77591	13	1/6/2023	RC	Preschool Special Educ Funding	001-3110-0000-000000-000	10,412.81
77591	14	1/6/2023	RC	Special Educ Transportation	001-3110-0000-000000-000	2,640.17
77615	1	1/20/2023	RC	Base Cost	001-3110-0000-000000-000	244,268.84
77615	3	1/20/2023	RC	Targeted Assistance	001-3110-0000-000000-000	40,080.97
77615	4	1/20/2023	RC	Special Education Funding	001-3110-0000-000000-000	36,073.90
77615	8	1/20/2023	RC	Supplement Targeted Assistance	001-3110-0000-000000-000	0.00
77615	9	1/20/2023	RC	Temporary Transitional Aid Guarantee	001-3110-0000-000000-000	0.00
77615	11	1/20/2023	RC	Transportation	001-3110-0000-000000-000	25,552.10
77615	12	1/20/2023	RC	Formula Transition Supplement	001-3110-0000-000000-000	0.00
77615	13	1/20/2023	RC	Preschool Special Educ Funding	001-3110-0000-000000-000	9,264.60
77615	14	1/20/2023	RC	Special Educ Transportation	001-3110-0000-000000-000	2,640.17
						\$ 719,079.10
Receipt:	3190					
77645	1	1/31/2023	RC	Casino Revenue	001-3190-0000-000000-000	74,853.10
						\$ 74,853.10
Receipt:	3211					
77591	5	1/6/2023	RC	Economic Disadvantaged Funding	001-3211-0000-000000-000	2,078.65
77615	5	1/20/2023	RC	Economic Disadvantaged Funding	001-3211-0000-000000-000	2,082.80
						\$ 4,161.45
Receipt:	3215					
77591	10	1/6/2023	RC	Career Tech Education Funding	001-3215-0000-000000-000	17.14
77615	10	1/20/2023	RC	Career Tech Education Funding	001-3215-0000-000000-000	17.14
						\$ 34.28
Receipt:	3216					
77591	7	1/6/2023	RC	Gifted Education Funding	001-3216-0000-000000-000	5,237.83
77615	7	1/20/2023	RC	Gifted Education Funding	001-3216-0000-000000-000	5,018.98
						\$ 10,256.81
Receipt:	3217					
77591	6	1/6/2023	RC	English Learners Funding	001-3217-0000-000000-000	148.18
77615	6	1/20/2023	RC	English Learners Funding	001-3217-0000-000000-000	148.18
						\$ 296.36
Receipt:	3218					
77591	2	1/6/2023	RC	Base Cost - Student Wellness and Success	001-3218-0000-000000-000	12,556.68
77615	2	1/20/2023	RC	Base Cost - Student Wellness and Success	001-3218-0000-000000-000	12,551.98

Reporting Period: January 2023 (FY 2023)

Start Date: 1/01/2023

End Date: 1/31/2023

2/2/23 2:13 PM

LEXINGTON LOCAL SCHOOLS Receipts Ledger Report

Receipt #	Line #	Date	Type	Description	Full Account Code	Amount
						\$ 25,108.66
Receipt:	3300					
77627	1	1/27/2023	RC	MEDICAID Recd - 1/6	001-3300-0000-000000-000	\$ 206.75
77627	2	1/27/2023	RC	MEDICAID Recd - 1/26	001-3300-0000-000000-000	286.86
						\$ 493.61
						\$ 875,447.85
Fund:	004					
Receipt:	1410					
77657	6	1/31/2023	RC	LFI Fund	004-1410-0000-000000-000	3,615.82
						\$ 3,615.82
						\$ 3,615.82
Fund:	006					
Receipt:	1410					
77657	4	1/31/2023	RC	Richland Bank Interest	006-1410-0000-000000-000	246.66
						\$ 246.66
Receipt:	1511					
77590	21	1/6/2023	RC	HS/JH Breakfast	006-1511-0000-000000-100	148.55
77590	22	1/6/2023	RC	Eastern Breakfast	006-1511-0000-000000-300	56.40
77590	23	1/6/2023	RC	Central Breakfast	006-1511-0000-000000-400	103.50
77590	24	1/6/2023	RC	Western Breakfast	006-1511-0000-000000-500	75.10
77603	21	1/13/2023	RC	HS/JH Breakfast	006-1511-0000-000000-100	272.80
77603	22	1/13/2023	RC	Eastern Breakfast	006-1511-0000-000000-300	75.30
77603	23	1/13/2023	RC	Central Breakfast	006-1511-0000-000000-400	116.40
77603	24	1/13/2023	RC	Western Breakfast	006-1511-0000-000000-500	73.20
77622	21	1/20/2023	RC	HS/JH Breakfast	006-1511-0000-000000-100	215.80
77622	22	1/20/2023	RC	Eastern Breakfast	006-1511-0000-000000-300	58.05
77622	23	1/20/2023	RC	Central Breakfast	006-1511-0000-000000-400	98.90
77622	24	1/20/2023	RC	Western Breakfast	006-1511-0000-000000-500	62.45
77647	21	1/31/2023	RC	HS/JH Breakfast	006-1511-0000-000000-100	148.85
77647	22	1/31/2023	RC	Eastern Breakfast	006-1511-0000-000000-300	84.30
77647	23	1/31/2023	RC	Central Breakfast	006-1511-0000-000000-400	75.90
77647	24	1/31/2023	RC	Western Breakfast	006-1511-0000-000000-500	77.00
						\$ 1,742.50
Receipt:	1512					
77590	1	1/6/2023	RC	HS/JH Stu. Type A	006-1512-0000-000000-100	4,726.35
77590	5	1/6/2023	RC	HS/JH ROA Stu. Type A	006-1512-0000-000000-100	(3,809.85)
77590	6	1/6/2023	RC	Eastern Stu. Type A	006-1512-0000-000000-300	1,604.80
77590	10	1/6/2023	RC	Eastern ROA Stu. Type A	006-1512-0000-000000-300	(979.90)
77590	11	1/6/2023	RC	Central Stu. Type A	006-1512-0000-000000-400	1,231.00
77590	15	1/6/2023	RC	Central ROA Stu. Type A	006-1512-0000-000000-400	(1,105.65)

Reporting Period: January 2023 (FY 2023)

2/2/23 2:13 PM

Start Date: 1/01/2023

End Date: 1/31/2023

LEXINGTON LOCAL SCHOOLS
Receipts Ledger Report

Receipt #	Line #	Date	Type	Description	Full Account Code	Amount
77590	16	1/6/2023	RC	Western Stu. Type A	006-1512-0000-000000-500	\$ 957.20
77590	20	1/6/2023	RC	Western ROA Stu. Type A	006-1512-0000-000000-500	(450.75)
77603	1	1/13/2023	RC	HS/JH Stu. Type A	006-1512-0000-000000-100	6,146.75
77603	5	1/13/2023	RC	HS/JH ROA Stu. Type A	006-1512-0000-000000-100	(6,609.05)
77603	6	1/13/2023	RC	Eastern Stu. Type A	006-1512-0000-000000-300	2,053.80
77603	10	1/13/2023	RC	Eastern ROA Stu. Type A	006-1512-0000-000000-300	(1,501.05)
77603	11	1/13/2023	RC	Central Stu. Type A	006-1512-0000-000000-400	1,600.60
77603	15	1/13/2023	RC	Central ROA Stu. Type A	006-1512-0000-000000-400	(1,328.34)
77603	16	1/13/2023	RC	Western Stu. Type A	006-1512-0000-000000-500	1,309.80
77603	20	1/13/2023	RC	Western ROA Stu. Type A	006-1512-0000-000000-500	(1,157.95)
77604	2	1/17/2023	RC	Field Trip Money to Lunch Acct	006-1512-0000-000000-300	10.00
77622	1	1/20/2023	RC	HS/JH Stu. Type A	006-1512-0000-000000-100	4,852.60
77622	5	1/20/2023	RC	HS/JH ROA Stu. Type A	006-1512-0000-000000-100	(4,402.15)
77622	6	1/20/2023	RC	Eastern Stu. Type A	006-1512-0000-000000-300	1,699.60
77622	10	1/20/2023	RC	Eastern ROA Stu. Type A	006-1512-0000-000000-300	(1,502.08)
77622	11	1/20/2023	RC	Central Stu. Type A	006-1512-0000-000000-400	1,284.20
77622	15	1/20/2023	RC	Central ROA Stu. Type A	006-1512-0000-000000-400	(1,230.34)
77622	16	1/20/2023	RC	Western Stu. Type A	006-1512-0000-000000-500	1,047.20
77622	20	1/20/2023	RC	Western ROA Stu. Type A	006-1512-0000-000000-500	(876.50)
77647	1	1/31/2023	RC	HS/JH Stu. Type A	006-1512-0000-000000-100	6,007.05
77647	5	1/31/2023	RC	HS/JH ROA Stu. Type A	006-1512-0000-000000-100	(6,614.18)
77647	6	1/31/2023	RC	Eastern Stu. Type A	006-1512-0000-000000-300	2,157.60
77647	10	1/31/2023	RC	Eastern ROA Stu. Type A	006-1512-0000-000000-300	(2,036.96)
77647	11	1/31/2023	RC	Central Stu. Type A	006-1512-0000-000000-400	1,661.40
77647	15	1/31/2023	RC	Central ROA Stu. Type A	006-1512-0000-000000-400	(1,484.02)
77647	16	1/31/2023	RC	Western Stu. Type A	006-1512-0000-000000-500	1,252.20
77647	20	1/31/2023	RC	Western ROA Stu. Type A	006-1512-0000-000000-500	(1,086.25)
77651	6	1/31/2023	RC	HS/JH Lunch - Pay For It	006-1512-0000-000000-100	24,443.59
77651	7	1/31/2023	RC	Jr High Lunch - Pay For It	006-1512-0000-000000-200	0.00
77651	8	1/31/2023	RC	Eastern Lunch - Pay For It	006-1512-0000-000000-300	6,908.82
77651	9	1/31/2023	RC	Central Lunch - Pay For It	006-1512-0000-000000-400	6,476.57
77651	10	1/31/2023	RC	Western Lunch - Pay For It	006-1512-0000-000000-500	4,134.50
						\$ 45,390.61
Receipt:	1513					
77590	3	1/6/2023	RC	HS/JH Stu. ALa Carte	006-1513-0000-000000-100	1,657.90
77590	8	1/6/2023	RC	Eastern Stu. Ala Carte	006-1513-0000-000000-300	222.70
77590	13	1/6/2023	RC	Central Stu. Ala Carte	006-1513-0000-000000-400	75.25
77590	18	1/6/2023	RC	Western Stu. Ala Carte	006-1513-0000-000000-500	26.00
77603	3	1/13/2023	RC	HS/JH Stu. ALa Carte	006-1513-0000-000000-100	2,425.45
77603	8	1/13/2023	RC	Eastern Stu. Ala Carte	006-1513-0000-000000-300	337.20

Reporting Period: January 2023 (FY 2023)

Start Date: 1/01/2023

End Date: 1/31/2023

2/2/23 2:13 PM

LEXINGTON LOCAL SCHOOLS
Receipts Ledger Report

Receipt #	Line #	Date	Type	Description	Full Account Code	Amount
77603	13	1/13/2023	RC	Central Stu. Ala Carte	006-1513-0000-000000-400	\$ 110.75
77603	18	1/13/2023	RC	Western Stu. Ala Carte	006-1513-0000-000000-500	44.75
77622	3	1/20/2023	RC	HS/JH Stu. ALa Carte	006-1513-0000-000000-100	2,209.15
77622	8	1/20/2023	RC	Eastern Stu. Ala Carte	006-1513-0000-000000-300	265.70
77622	13	1/20/2023	RC	Central Stu. Ala Carte	006-1513-0000-000000-400	93.00
77622	18	1/20/2023	RC	Western Stu. Ala Carte	006-1513-0000-000000-500	42.70
77647	3	1/31/2023	RC	HS/JH Stu. ALa Carte	006-1513-0000-000000-100	2,537.65
77647	8	1/31/2023	RC	Eastern Stu. Ala Carte	006-1513-0000-000000-300	378.25
77647	13	1/31/2023	RC	Central Stu. Ala Carte	006-1513-0000-000000-400	111.75
77647	18	1/31/2023	RC	Western Stu. Ala Carte	006-1513-0000-000000-500	52.00
						\$ 10,590.20
Receipt:	1514					
77590	2	1/6/2023	RC	HS/JH Stu. Milk	006-1514-0000-000000-100	9.00
77590	7	1/6/2023	RC	Eastern Stu. Milk	006-1514-0000-000000-300	4.50
77590	12	1/6/2023	RC	Central Stu. Milk	006-1514-0000-000000-400	4.00
77590	17	1/6/2023	RC	Western Stu. Milk	006-1514-0000-000000-500	1.50
77603	2	1/13/2023	RC	HS/JH Stu. Milk	006-1514-0000-000000-100	15.00
77603	7	1/13/2023	RC	Eastern Stu. Milk	006-1514-0000-000000-300	5.00
77603	12	1/13/2023	RC	Central Stu. Milk	006-1514-0000-000000-400	5.00
77603	17	1/13/2023	RC	Western Stu. Milk	006-1514-0000-000000-500	4.50
77622	2	1/20/2023	RC	HS/JH Stu. Milk	006-1514-0000-000000-100	12.00
77622	7	1/20/2023	RC	Eastern Stu. Milk	006-1514-0000-000000-300	3.50
77622	12	1/20/2023	RC	Central Stu. Milk	006-1514-0000-000000-400	2.50
77622	17	1/20/2023	RC	Western Stu. Milk	006-1514-0000-000000-500	2.00
77647	2	1/31/2023	RC	HS/JH Stu. Milk	006-1514-0000-000000-100	16.50
77647	7	1/31/2023	RC	Eastern Stu. Milk	006-1514-0000-000000-300	5.00
77647	12	1/31/2023	RC	Central Stu. Milk	006-1514-0000-000000-400	5.50
77647	17	1/31/2023	RC	Western Stu. Milk	006-1514-0000-000000-500	6.00
						\$ 101.50
Receipt:	1523					
77590	4	1/6/2023	RC	HS/JH Adult Ala Carte	006-1523-0000-000000-100	154.80
77590	9	1/6/2023	RC	Eastern Adult Ala Carte	006-1523-0000-000000-300	14.50
77590	14	1/6/2023	RC	Central Adult Ala Carte	006-1523-0000-000000-400	0.00
77590	19	1/6/2023	RC	Western Adult Ala Carte	006-1523-0000-000000-500	8.50
77603	4	1/13/2023	RC	HS/JH Adult Ala Carte	006-1523-0000-000000-100	202.90
77603	9	1/13/2023	RC	Eastern Adult Ala Carte	006-1523-0000-000000-300	23.25
77603	14	1/13/2023	RC	Central Adult Ala Carte	006-1523-0000-000000-400	0.00
77603	19	1/13/2023	RC	Western Adult Ala Carte	006-1523-0000-000000-500	0.50
77622	4	1/20/2023	RC	HS/JH Adult Ala Carte	006-1523-0000-000000-100	177.15
77622	9	1/20/2023	RC	Eastern Adult Ala Carte	006-1523-0000-000000-300	18.75

Reporting Period: January 2023 (FY 2023)

Start Date: 1/01/2023

End Date: 1/31/2023

2/2/23 2:13 PM

LEXINGTON LOCAL SCHOOLS Receipts Ledger Report

Receipt #	Line #	Date	Type	Description	Full Account Code	Amount
77622	14	1/20/2023	RC	Central Adult Ala Carte	006-1523-0000-000000-400	\$ 6.75
77622	19	1/20/2023	RC	Western Adult Ala Carte	006-1523-0000-000000-500	9.75
77647	4	1/31/2023	RC	HS/JH Adult Ala Carte	006-1523-0000-000000-100	234.15
77647	9	1/31/2023	RC	Eastern Adult Ala Carte	006-1523-0000-000000-300	21.00
77647	14	1/31/2023	RC	Central Adult Ala Carte	006-1523-0000-000000-400	4.50
77647	19	1/31/2023	RC	Western Adult Ala Carte	006-1523-0000-000000-500	4.25
						\$ 880.75
Receipt:	1890					
77652	1	1/31/2023	RC	Preschool snacks	006-1890-0000-000000-000	384.50
						\$ 384.50
Fund:	007					
Receipt:	1410					
77657	5	1/31/2023	RC	Richland Bank Int - Minutemen	007-1410-9100-000000-000	132.12
						\$ 132.12
Fund:	010					
Receipt:	1410					
77657	7	1/31/2023	RC	Classroom Facilities Fund	010-1410-0000-000000-000	13,731.62
						\$ 13,731.62
Fund:	018					
Receipt:	1630					
77604	1	1/17/2023	RC	Field Trip Money to Lunch Acct	018-1630-9300-000000-000	(10.00)
77584	2	1/6/2023	RC	Kroger Check	018-1630-9400-000000-000	234.24
77585	1	1/6/2023	RC	Central fees princ acct	018-1630-9400-000000-000	18.00
77602	1	1/13/2023	RC	Central fees princ acct	018-1630-9400-000000-000	18.00
77653	1	1/31/2023	RC	Central fees princ acct	018-1630-9400-000000-000	18.00
77654	1	1/31/2023	RC	Central fees princ acct	018-1630-9400-000000-000	6.00
						\$ 284.24
Receipt:	1690					
77592	1	1/10/2023	RC	MD Coffee service	018-1690-9100-000000-000	116.76
77593	3	1/10/2023	RC	Merchant Services Payment	018-1690-9100-000000-000	15.00
77606	1	1/17/2023	RC	MD Coffee service	018-1690-9100-000000-000	131.86
77631	1	1/20/2023	RC	MD Coffee service	018-1690-9100-000000-000	125.00
						\$ 388.62
Receipt:	1890					
77584	1	1/6/2023	RC	Box Tops	018-1890-9401-000000-000	31.00
77655	1	1/31/2023	RC	Central Lost Library books	018-1890-9401-000000-000	24.00
77656	1	1/31/2023	RC	Central Lost Library book	018-1890-9401-000000-000	13.00

Reporting Period: January 2023 (FY 2023)

2/2/23 2:13 PM

Start Date: 1/01/2023

End Date: 1/31/2023

LEXINGTON LOCAL SCHOOLS Receipts Ledger Report

Receipt #	Line #	Date	Type	Description	Full Account Code	Amount
						\$ 68.00
						\$ 740.86
Fund:	019					
Receipt:	1890					
77611	3	1/17/2023	RC	PTO Recycling - Central	019-1890-9121-000000-000	\$ 10.26
77611	4	1/17/2023	RC	PTO Recycling - Eastern	019-1890-9122-000000-000	10.26
77611	5	1/17/2023	RC	PTO Recycling - Western	019-1890-9123-000000-000	10.25
						\$ 30.77
						\$ 30.77
Fund:	022					
Receipt:	1615					
77637	2	1/27/2023	RC	Athletic Tourn revenue	022-1615-9601-000000-000	(1,206.40)
						\$ (1,206.40)
						\$ (1,206.40)
Fund:	024					
Receipt:	1410					
77657	2	1/31/2023	RC	Richland Bank Int. 024	024-1410-0000-000000-000	977.98
						\$ 977.98
Receipt:	1872					
77613	1	1/19/2023	RC	Board's Premiums January	024-1872-0000-000000-000	403,326.43
77614	1	1/19/2023	RC	Employees' Premiums January	024-1872-0000-000000-000	74,108.70
						\$ 477,435.13
						\$ 478,413.11
Fund:	200					
Receipt:	1690					
77633	1	1/26/2023	RC	Yearbook ad sales	200-1690-9119-000000-000	85.00
77611	6	1/17/2023	RC	JH Informed Teens - Recycling	200-1690-9612-000000-000	4.44
77619	3	1/20/2023	RC	JH Minutemen in Action Recycling	200-1690-9612-000000-000	5.28
						\$ 94.72
						\$ 94.72
Fund:	300					
Receipt:	1610					
77578	1	1/3/2023	RC	Girls BB adm vs. West Holmes	300-1610-9600-000000-708	736.00
77579	1	1/3/2023	RC	JH Girls BB adm vs. Mt. Vernon	300-1610-9600-000000-716	507.00
77580	1	1/3/2023	RC	Boys BB adm vs. Wooster Online Sales	300-1610-9600-000000-707	12.00
77581	2	1/4/2023	RC	Boys BB adm vs. Wooster	300-1610-9600-000000-707	1,633.00
77583	1	1/5/2023	RC	JH Boys BB adm vs. Mansfield	300-1610-9600-000000-715	631.00
77589	1	1/5/2023	RC	Boys BB adm vs. Wooster Online Sales	300-1610-9600-000000-707	116.00
77589	2	1/5/2023	RC	JH Boys BB adm vs. Mansfield Online Sales	300-1610-9600-000000-715	5.00
77586	1	1/6/2023	RC	Girls BB adm vs. Ashland	300-1610-9600-000000-708	888.00

Reporting Period: January 2023 (FY 2023)

2/2/23 2:13 PM

Start Date: 1/01/2023

End Date: 1/31/2023

LEXINGTON LOCAL SCHOOLS Receipts Ledger Report

Receipt #	Line #	Date	Type	Description	Full Account Code	Amount
77598	2	1/9/2023	RC	Boys BB adm vs. West Holmes	300-1610-9600-000000-707	\$ 1,856.00
77599	2	1/9/2023	RC	Boys BB adm vs. Clear Fork	300-1610-9600-000000-707	2,877.00
77600	1	1/9/2023	RC	JH Girls BB adm vs. Ontario	300-1610-9600-000000-716	509.00
77587	1	1/10/2023	RC	Boys BB adm vs. West Holmes Online Sales	300-1610-9600-000000-707	52.00
77588	1	1/11/2023	RC	Boys BB adm vs. Clear Fork Online Sales	300-1610-9600-000000-707	129.00
77596	1	1/11/2023	RC	Girls BB adm vs. New Philadelphia	300-1610-9600-000000-708	1,027.00
77597	1	1/12/2023	RC	JH Boys BB adm vs. Ashland	300-1610-9600-000000-715	536.00
77608	1	1/13/2023	RC	Girls BB adm vs. New Philadelphia	300-1610-9600-000000-708	524.00
77601	1	1/17/2023	RC	Girls BB adm vs. New Philadelphia Online Sales	300-1610-9600-000000-708	14.00
77601	2	1/17/2023	RC	JH Girls BB adm vs. New Philadelphia Online Sales	300-1610-9600-000000-716	13.00
77612	1	1/17/2023	RC	Girls BB adm vs. New Philadelphia	300-1610-9600-000000-708	273.00
77612	2	1/17/2023	RC	MLK Classic Boys BB Ticket Split	300-1610-9600-000000-707	315.00
77616	1	1/19/2023	RC	JH Girls BB adm vs. Edgewood-Wooster Online Sales	300-1610-9600-000000-716	8.00
77618	2	1/20/2023	RC	JH Girls BB vs. Wooster	300-1610-9600-000000-716	264.00
77624	1	1/25/2023	RC	Boys BB adm vs. New Philadelphia Online Sales	300-1610-9600-000000-707	7.00
77636	2	1/25/2023	RC	Boys BB adm vs. New Philadelphia	300-1610-9600-000000-707	1,283.00
77625	1	1/26/2023	RC	Boys BB adm vs. New Philadelphia Online Sales	300-1610-9600-000000-707	19.00
77641	1	1/27/2023	RC	Girls BB adm vs. Mt. Vernon	300-1610-9600-000000-708	779.00
77639	1	1/30/2023	RC	Boys BB adm vs. Mansfield Sr. Online Sales	300-1610-9600-000000-707	103.00
77639	2	1/30/2023	RC	Girls BB adm vs. Mt. Vernon Online Sales	300-1610-9600-000000-708	14.00
77642	1	1/30/2023	RC	JH Girls BB OCC tourn	300-1610-9600-000000-716	686.00
77643	2	1/30/2023	RC	Boys BB adm vs. Mansfield Sr.	300-1610-9600-000000-707	3,953.00
77644	1	1/31/2023	RC	Boys BB adm vs. Mansfield Sr. Online Sales	300-1610-9600-000000-707	264.00
77649	1	1/31/2023	RC	Swimming Adm vs. Madison	300-1610-9600-000000-709	483.00
						\$ 20,516.00
Receipt:	1620					
77581	1	1/4/2023	RC	Boys BB - Program sales	300-1620-9600-000000-707	90.00
77598	1	1/9/2023	RC	Boys BB - Program sales	300-1620-9600-000000-707	70.00
77599	1	1/9/2023	RC	Boys BB - Program sales	300-1620-9600-000000-707	95.00
77636	1	1/25/2023	RC	Boys BB - Program sales	300-1620-9600-000000-707	70.00
77643	1	1/30/2023	RC	Boys BB - Program sales	300-1620-9600-000000-707	100.00
						\$ 425.00
Receipt:	1690					
77583	2	1/5/2023	RC	Program Ads	300-1690-9600-000000-000	325.00
77618	1	1/20/2023	RC	OHSAA Boys/Girls Regional Soccer	300-1690-9600-000000-000	1,500.00
77634	4	1/27/2023	RC	Ohio Health - Sports Medicine Supplies	300-1690-9600-000000-000	3,000.00
77637	1	1/27/2023	RC	Athletic Tourn revenue	300-1690-9600-000000-000	1,206.40
77634	1	1/27/2023	RC	Ohio Health Contract Agreement (Payment 1 of 2)	300-1690-9601-000000-000	12,500.00

Reporting Period: January 2023 (FY 2023)

Start Date: 1/01/2023

End Date: 1/31/2023

2/2/23 2:13 PM

LEXINGTON LOCAL SCHOOLS Receipts Ledger Report

Receipt #	Line #	Date	Type	Description	Full Account Code	Amount	
						\$ 18,531.40	
Receipt:	1820						
77583	3	1/5/2023	RC	Athletic Donation Storyside	300-1820-9600-000000-000	\$ 200.00	
						\$ 200.00	
Receipt:	1890						
77596	2	1/11/2023	RC	Swim Invite Fees	300-1890-9600-000000-709	175.00	
77650	1	1/31/2023	RC	Track Invite Entry Fee	300-1890-9600-000000-712	250.00	
						\$ 425.00	
						\$ 40,097.40	
Fund:	507						
Receipt:	4220						
77630	1	1/27/2023	RC	ESSER II Revenue	507-4220-9921-000000-000	13,921.15	
						\$ 13,921.15	
						\$ 13,921.15	
Fund:	516						
Receipt:	4220						
77646	1	1/31/2023	RC	IDEA-B Revenue	516-4220-9023-000000-000	72,142.02	
						\$ 72,142.02	
						\$ 72,142.02	
Fund:	572						
Receipt:	4220						
77640	1	1/30/2023	RC	Title I Revenue	572-4220-9023-000000-000	15,359.53	
						\$ 15,359.53	
						\$ 15,359.53	
Fund:	584						
Receipt:	4220						
77629	1	1/27/2023	RC	Title IV Revenue	584-4220-9023-000000-000	3,665.07	
						\$ 3,665.07	
						\$ 3,665.07	
Fund:	587						
Receipt:	4220						
77626	1	1/26/2023	RC	ECSE Revenue	587-4220-9023-000000-000	785.31	
						\$ 785.31	
						\$ 785.31	
Fund:	590						
Receipt:	4220						
77628	1	1/27/2023	RC	Title II-A Revenue	590-4220-9023-000000-000	5,946.11	
						\$ 5,946.11	
						\$ 5,946.11	
Grand Total						\$ 1,582,253.78	

Reporting Period: January 2023 (FY 2023)

2/2/23 2:08 PM

As Of Period: 01/31/2023

LEXINGTON LOCAL SCHOOLS
Revenue Account Summary

Fund-SCC	Description	FYTDReceivable	FYTD Received	MTD Received	YTD Received
SCC:	0000				
001-0000	GENERAL FUND	\$ 23,986,204.23	\$ 12,047,690.34	\$ 874,927.85	\$ 874,927.85
		\$ 23,986,204.23	\$ 12,047,690.34	\$ 874,927.85	\$ 874,927.85
SCC:	9412				
001-9412	GENERAL BUDGET RESERVE SET- ASIDE-1%/BWC	0.00	0.00	0.00	0.00
		\$ 0.00	\$ 0.00	\$ 0.00	\$ 0.00
SCC:	0000				
002-0000	BOND RETIREMENT FUND	3,434,171.28	1,457,873.29	0.00	0.00
003-0000	PERMANENT IMPROVEMENT FUND	764,319.86	323,547.84	0.00	0.00
004-0000	LFI BUILDING FUND	10,409.13	27,864.77	3,615.82	3,615.82
006-0000	FOOD SERVICE FUND	1,185,721.35	397,841.81	59,163.42	59,163.42
		\$ 5,394,621.62	\$ 2,207,127.71	\$ 62,779.24	\$ 62,779.24
SCC:	9100				
007-9100	LEXINGTON MINUTEMEN ACADEMIC SCHOLARSHIP FUND	16,178.28	8,161.25	132.12	132.12
		\$ 16,178.28	\$ 8,161.25	\$ 132.12	\$ 132.12
SCC:	9800				
007-9800	TERRY McCAMMON SCHOLARSHIP FUND	0.00	0.00	0.00	0.00
		\$ 0.00	\$ 0.00	\$ 0.00	\$ 0.00
SCC:	9801				
007-9801	MINUTEMAN ALUMNI SCHOLARSHIP FUND	0.00	0.00	0.00	0.00
		\$ 0.00	\$ 0.00	\$ 0.00	\$ 0.00
SCC:	9999				
007-9999	LEXINGTON SCHOOLS TRUST FUND	0.00	0.00	0.00	0.00
		\$ 0.00	\$ 0.00	\$ 0.00	\$ 0.00
SCC:	0000				
010-0000	CLASSROOM FACILITIES CONSTRUCTION FUND	31,933.97	48,771.97	13,731.62	13,731.62
		\$ 31,933.97	\$ 48,771.97	\$ 13,731.62	\$ 13,731.62
SCC:	9100				
018-9100	HIGH SCHOOL PRINCIPAL'S FUND	5,336.93	2,981.64	388.62	388.62
		\$ 5,336.93	\$ 2,981.64	\$ 388.62	\$ 388.62
SCC:	9101				
018-9101	HIGH SCHOOL FLOWER FUND	393.00	0.00	0.00	0.00
		\$ 393.00	\$ 0.00	\$ 0.00	\$ 0.00
SCC:	9200				
018-9200	JUNIOR HIGH PRINCIPAL'S FUND	2,501.19	(204.42)	0.00	0.00
		\$ 2,501.19	\$ (204.42)	\$ 0.00	\$ 0.00
SCC:	9300				

Reporting Period: January 2023 (FY 2023)
 As Of Period: 01/31/2023

2/2/23 2:08 PM

LEXINGTON LOCAL SCHOOLS
Revenue Account Summary

Fund-SCC	Description	FYTDReceivable	FYTD Received	MTD Received	YTD Received
018-9300	EASTERN PRINCIPAL'S FUND	\$ 3,148.68	\$ 4,796.92	\$ (10.00)	\$ (10.00)
		\$ 3,148.68	\$ 4,796.92	\$ (10.00)	\$ (10.00)
SCC:	9301				
018-9301	EASTERN ELEMENTARY BOOKFAIR/BOXTOPS FUND	8,070.13	0.00	0.00	0.00
		\$ 8,070.13	\$ 0.00	\$ 0.00	\$ 0.00
SCC:	9302				
018-9302	EASTERN ELEMENTARY MATH	0.00	0.00	0.00	0.00
		\$ 0.00	\$ 0.00	\$ 0.00	\$ 0.00
SCC:	9303				
018-9303	EASTERN RUN CLUB	1,075.00	1,060.00	0.00	0.00
		\$ 1,075.00	\$ 1,060.00	\$ 0.00	\$ 0.00
SCC:	9400				
018-9400	CENTRAL PRINCIPAL'S FUND	3,050.29	2,095.86	294.24	294.24
		\$ 3,050.29	\$ 2,095.86	\$ 294.24	\$ 294.24
SCC:	9401				
018-9401	CENTRAL ELEMENTARY BOOKFAIR FUND	4,030.04	3,180.47	68.00	68.00
		\$ 4,030.04	\$ 3,180.47	\$ 68.00	\$ 68.00
SCC:	9402				
018-9402	CENTRAL ELEMENTARY ART	0.00	0.00	0.00	0.00
		\$ 0.00	\$ 0.00	\$ 0.00	\$ 0.00
SCC:	9500				
018-9500	WESTERN PRINCIPAL'S FUND	3,507.65	2,916.79	0.00	0.00
		\$ 3,507.65	\$ 2,916.79	\$ 0.00	\$ 0.00
SCC:	9501				
018-9501	WESTERN ELEMENTARY BOOKFAIR/BOXTOPS FUND	4,438.42	25.00	0.00	0.00
		\$ 4,438.42	\$ 25.00	\$ 0.00	\$ 0.00
SCC:	9502				
018-9502	HIGH SCHOOL ACADEMIC BOOSTERS FUND	0.00	0.00	0.00	0.00
		\$ 0.00	\$ 0.00	\$ 0.00	\$ 0.00
SCC:	9503				
018-9503	WESTERN ELEMENTARY ART	0.00	0.00	0.00	0.00
		\$ 0.00	\$ 0.00	\$ 0.00	\$ 0.00
SCC:	9602				
018-9602	JUNIOR HIGH ACADEMIC BOOSTERS FUND	0.00	0.00	0.00	0.00
		\$ 0.00	\$ 0.00	\$ 0.00	\$ 0.00
SCC:	9901				
018-9901	JUNIOR HIGH TEACHER ADVISORY FUND	0.00	0.00	0.00	0.00

Reporting Period: January 2023 (FY 2023)
 As Of Period: 01/31/2023

2/2/23 2:08 PM

LEXINGTON LOCAL SCHOOLS
Revenue Account Summary

Fund-SCC	Description	FYTDReceivable	FYTD Received	MTD Received	YTD Received
SCC:	9001	\$ 0.00	\$ 0.00	\$ 0.00	\$ 0.00
019-9001	ACADEMIC BOOSTERS GRANTS	\$ 0.00	\$ 0.00	\$ 0.00	\$ 0.00
		\$ 0.00	\$ 0.00	\$ 0.00	\$ 0.00
SCC:	9121				
019-9121	CENTRAL ELEMENTARY PTO GRANTS	89.94	50.39	10.26	10.26
		\$ 89.94	\$ 50.39	\$ 10.26	\$ 10.26
SCC:	9122				
019-9122	EASTERN ELEMENTARY PTO GRANTS	89.95	1,050.38	10.26	10.26
		\$ 89.95	\$ 1,050.38	\$ 10.26	\$ 10.26
SCC:	9123				
019-9123	WESTERN ELEMENTARY PTO GRANTS	89.94	2,050.34	10.25	10.25
		\$ 89.94	\$ 2,050.34	\$ 10.25	\$ 10.25
SCC:	9200				
019-9200	RICHLAND COUNTY FOUNDATION GRANT PLAYGROUND	0.00	0.00	0.00	0.00
		\$ 0.00	\$ 0.00	\$ 0.00	\$ 0.00
SCC:	9201				
019-9201	RICHLAND COUNTY FOUNDATION GRANT CENTRAL PRID	0.00	0.00	0.00	0.00
		\$ 0.00	\$ 0.00	\$ 0.00	\$ 0.00
SCC:	9202				
019-9202	RICHLAND COUNTY FOUNDATION GRANT-HENSEL FY15	0.00	0.00	0.00	0.00
		\$ 0.00	\$ 0.00	\$ 0.00	\$ 0.00
SCC:	9204				
019-9204	RICHLAND COUNTY FOUNDATION GRANT-PELPHREY 15	0.00	0.00	0.00	0.00
		\$ 0.00	\$ 0.00	\$ 0.00	\$ 0.00
SCC:	9205				
019-9205	RICHLAND CO FOUNDATION GRANT-STAINED GLASS 16	0.00	0.00	0.00	0.00
		\$ 0.00	\$ 0.00	\$ 0.00	\$ 0.00
SCC:	9206				
019-9206	RICHLAND CO FOUNDATION GRANT-SEASONAL SCIE 16	0.00	0.00	0.00	0.00
		\$ 0.00	\$ 0.00	\$ 0.00	\$ 0.00
SCC:	9207				
019-9207	RICHLAND CO FOUNDATION-SCORE COMMON CORE 16	0.00	0.00	0.00	0.00
		\$ 0.00	\$ 0.00	\$ 0.00	\$ 0.00

Reporting Period: January 2023 (FY 2023)
 As Of Period: 01/31/2023

2/2/23 2:08 PM

LEXINGTON LOCAL SCHOOLS
Revenue Account Summary

Fund-SCC	Description	FYTDReceivable	FYTD Received	MTD Received	YTD Received
SCC:	9208				
019-9208	RICHLAND CO FOUND-BUILD A COMM OF READERS	\$ 0.00	\$ 0.00	\$ 0.00	\$ 0.00
		\$ 0.00	\$ 0.00	\$ 0.00	\$ 0.00
SCC:	9209				
019-9209	RICH CO FOUND-LEARN TO READ FOR A LIFETIME	0.00	0.00	0.00	0.00
		\$ 0.00	\$ 0.00	\$ 0.00	\$ 0.00
SCC:	9210				
019-9210	RICH CO FOUND-MULTI-SENS APPROACH TO LEARNING	0.00	0.00	0.00	0.00
		\$ 0.00	\$ 0.00	\$ 0.00	\$ 0.00
SCC:	9211				
019-9211	RICH CO FOUND-BEE AWARENESS	0.00	0.00	0.00	0.00
		\$ 0.00	\$ 0.00	\$ 0.00	\$ 0.00
SCC:	9212				
019-9212	RICH CO FOUND-DONT LET THE PIGEON STOP TALK	0.00	0.00	0.00	0.00
		\$ 0.00	\$ 0.00	\$ 0.00	\$ 0.00
SCC:	9213				
019-9213	RICH CO FOUND-BRAIN GAMES 5.0	0.00	0.00	0.00	0.00
		\$ 0.00	\$ 0.00	\$ 0.00	\$ 0.00
SCC:	9214				
019-9214	RICH CO FOUND-TALKING SENSE TO OUR NUMBERS	0.00	0.00	0.00	0.00
		\$ 0.00	\$ 0.00	\$ 0.00	\$ 0.00
SCC:	9215				
019-9215	RICH CO FOUND-SEE THE CIVILIZATION	0.00	0.00	0.00	0.00
		\$ 0.00	\$ 0.00	\$ 0.00	\$ 0.00
SCC:	9216				
019-9216	RICH CO FOUND-SCIENCE OLYMPIAD	0.00	0.00	0.00	0.00
		\$ 0.00	\$ 0.00	\$ 0.00	\$ 0.00
SCC:	9217				
019-9217	RICH CO FOUND-KICK BACK WITH CLASSICS	0.00	0.00	0.00	0.00
		\$ 0.00	\$ 0.00	\$ 0.00	\$ 0.00
SCC:	9218				
019-9218	RICH CO FOUND-WRITE STUFF STEAM KIT	0.00	0.00	0.00	0.00
		\$ 0.00	\$ 0.00	\$ 0.00	\$ 0.00
SCC:	9219				
019-9219	RICH CO FOUND-CLASSROOM	0.00	0.00	0.00	0.00

Reporting Period: January 2023 (FY 2023)
 As Of Period: 01/31/2023

2/2/23 2:08 PM

**LEXINGTON LOCAL SCHOOLS
 Revenue Account Summary**

Fund-SCC	Description	FYTDReceivable	FYTD Received	MTD Received	YTD Received
	LIBRARY				
SCC:	9220	\$ 0.00	\$ 0.00	\$ 0.00	\$ 0.00
019-9220	RICH CO FOUND-LEGOS AND BUILDING BLOCKS	\$ 0.00	\$ 0.00	\$ 0.00	\$ 0.00
SCC:	9221	\$ 0.00	\$ 0.00	\$ 0.00	\$ 0.00
019-9221	RICH CO FOUND-SCIENCE DISCOVERY BINS	0.00	0.00	0.00	0.00
SCC:	9222	\$ 0.00	\$ 0.00	\$ 0.00	\$ 0.00
019-9222	RICH CO FOUND-ONE BIG HAPPY FAMILY	0.00	0.00	0.00	0.00
SCC:	9223	\$ 0.00	\$ 0.00	\$ 0.00	\$ 0.00
019-9223	RICH CO FOUND-MAKER MAVEN STEM	0.00	0.00	0.00	0.00
SCC:	9224	\$ 0.00	\$ 0.00	\$ 0.00	\$ 0.00
019-9224	RICH CO FOUND-STEM SNAP CIRCUITS	0.00	0.00	0.00	0.00
SCC:	9225	\$ 0.00	\$ 0.00	\$ 0.00	\$ 0.00
019-9225	RICH CO FOUND GRANT-STEM MATERIALS SNAP CIRCUITS	485.94	0.00	0.00	0.00
SCC:	9226	\$ 485.94	\$ 0.00	\$ 0.00	\$ 0.00
019-9226	RICH CO FOUND GRANT-SCIENCE ENRICH FIELD TRIP	1,500.00	0.00	0.00	0.00
SCC:	9227	\$ 1,500.00	\$ 0.00	\$ 0.00	\$ 0.00
019-9227	RICH CO FOUND GRANT-CAREER BOOKS AND ACTIVITIES	532.00	532.00	0.00	0.00
SCC:	9228	\$ 532.00	\$ 532.00	\$ 0.00	\$ 0.00
019-9228	RICH CO FOUND GRANT-SOCIAL STUDIES MAKERSPACE	1,490.34	1,490.34	0.00	0.00
SCC:	9301	\$ 1,490.34	\$ 1,490.34	\$ 0.00	\$ 0.00
019-9301	RICH CO FOUND/SECO ROBOTICS GRANT (HEIMANN)	0.00	0.00	0.00	0.00
SCC:	9302	\$ 0.00	\$ 0.00	\$ 0.00	\$ 0.00
019-9302	RICH CO RETIRED TEACHERS	0.00	0.00	0.00	0.00

Reporting Period: January 2023 (FY 2023)
 As Of Period: 01/31/2023

2/2/23 2:08 PM

LEXINGTON LOCAL SCHOOLS
Revenue Account Summary

Fund-SCC	Description	FYTDReceivable	FYTD Received	MTD Received	YTD Received
	ASSOC				
SCC:	9303	\$ 0.00	\$ 0.00	\$ 0.00	\$ 0.00
019-9303	OHIO POWER GRANT (BERRY)	\$ 0.00	\$ 0.00	\$ 0.00	\$ 0.00
		\$ 0.00	\$ 0.00	\$ 0.00	\$ 0.00
SCC:	9304				
019-9304	RICHLAND CO RETIRED TEACHERS - HS ENGLISH	200.00	0.00	0.00	0.00
		\$ 200.00	\$ 0.00	\$ 0.00	\$ 0.00
SCC:	9500				
019-9500	DOLLAR GENERAL LIT FOUND - YOUTH LIT FY16	0.00	0.00	0.00	0.00
		\$ 0.00	\$ 0.00	\$ 0.00	\$ 0.00
SCC:	9502				
019-9502	RICHLAND CO HMG SENSORY GRANT	0.00	0.00	0.00	0.00
		\$ 0.00	\$ 0.00	\$ 0.00	\$ 0.00
SCC:	9616				
019-9616	WALMART TEACHER OF THE YEAR- DANIELLE SAVAGE	0.00	0.00	0.00	0.00
		\$ 0.00	\$ 0.00	\$ 0.00	\$ 0.00
SCC:	9601				
022-9601	OHSAA TOURNAMENT AGENCY FUND	18,860.00	(10,387.25)	(1,206.40)	(1,206.40)
		\$ 18,860.00	\$ (10,387.25)	\$ (1,206.40)	\$ (1,206.40)
SCC:	0000				
024-0000	EMPLOYEE BENEFITS FUND FOR MEDICAL/DENTAL	5,401,960.89	3,113,767.08	478,413.11	478,413.11
034-0000	OFCC PROJECT MAINTENANCE FUND	186,410.78	79,426.46	0.00	0.00
		\$ 5,588,371.67	\$ 3,193,193.54	\$ 478,413.11	\$ 478,413.11
SCC:	9101				
200-9101	HIGH SCHOOL ART CLUB	0.00	0.00	0.00	0.00
		\$ 0.00	\$ 0.00	\$ 0.00	\$ 0.00
SCC:	9102				
200-9102	HIGH SCHOOL DRAMA CLUB	11,121.66	0.00	0.00	0.00
		\$ 11,121.66	\$ 0.00	\$ 0.00	\$ 0.00
SCC:	9103				
200-9103	HIGH SCHOOL MATH CLUB	0.00	0.00	0.00	0.00
		\$ 0.00	\$ 0.00	\$ 0.00	\$ 0.00
SCC:	9104				
200-9104	HIGH SCHOOL LEADERSHIP COUNCIL	1,607.00	0.00	0.00	0.00

Reporting Period: January 2023 (FY 2023)
 As Of Period: 01/31/2023

2/2/23 2:08 PM

LEXINGTON LOCAL SCHOOLS
Revenue Account Summary

Fund-SCC	Description	FYTDReceivable	FYTD Received	MTD Received	YTD Received
		\$ 1,607.00	\$ 0.00	\$ 0.00	\$ 0.00
SCC:	9105				
200-9105	HIGH SCHOOL FRENCH CLUB	\$ 0.00	\$ 105.00	\$ 0.00	\$ 0.00
		\$ 0.00	\$ 105.00	\$ 0.00	\$ 0.00
SCC:	9107				
200-9107	HIGH SCHOOL SPANISH CLUB	120.00	0.00	0.00	0.00
		\$ 120.00	\$ 0.00	\$ 0.00	\$ 0.00
SCC:	9108				
200-9108	HIGH SCHOOL LEO CLUB	148.25	417.45	0.00	0.00
		\$ 148.25	\$ 417.45	\$ 0.00	\$ 0.00
SCC:	9114				
200-9114	HIGH SCHOOL STUDENT COUNCIL FUND	2,108.21	3,161.00	0.00	0.00
		\$ 2,108.21	\$ 3,161.00	\$ 0.00	\$ 0.00
SCC:	9115				
200-9115	HIGH SCHOOL KEY CLUB	1,089.30	810.00	0.00	0.00
		\$ 1,089.30	\$ 810.00	\$ 0.00	\$ 0.00
SCC:	9116				
200-9116	HIGH SCHOOL CHESS CLUB	0.00	0.00	0.00	0.00
		\$ 0.00	\$ 0.00	\$ 0.00	\$ 0.00
SCC:	9119				
200-9119	HIGH SCHOOL YEARBOOK FUND	11,827.50	6,513.00	85.00	85.00
		\$ 11,827.50	\$ 6,513.00	\$ 85.00	\$ 85.00
SCC:	9120				
200-9120	HIGH SCHOOL JOURNALISM FUND	0.00	0.00	0.00	0.00
		\$ 0.00	\$ 0.00	\$ 0.00	\$ 0.00
SCC:	9121				
200-9121	HIGH SCHOOL NATIONAL HONOR SOCIETY	5,933.81	5,600.00	0.00	0.00
		\$ 5,933.81	\$ 5,600.00	\$ 0.00	\$ 0.00
SCC:	9160				
200-9160	HIGH SCHOOL GERMAN CLUB	0.00	0.00	0.00	0.00
		\$ 0.00	\$ 0.00	\$ 0.00	\$ 0.00
SCC:	9201				
200-9201	JUNIOR HIGH ART CLUB	128.25	0.00	0.00	0.00
		\$ 128.25	\$ 0.00	\$ 0.00	\$ 0.00
SCC:	9204				
200-9204	JUNIOR HIGH STUDENT COUNCIL FUND	1,080.70	978.00	0.00	0.00
		\$ 1,080.70	\$ 978.00	\$ 0.00	\$ 0.00
SCC:	9205				
200-9205	JUNIOR HIGH LIBRARY CLUB	0.00	0.00	0.00	0.00

Reporting Period: January 2023 (FY 2023)
 As Of Period: 01/31/2023

2/2/23 2:08 PM

LEXINGTON LOCAL SCHOOLS
Revenue Account Summary

Fund-SCC	Description	FYTDReceivable	FYTD Received	MTD Received	YTD Received
SCC:	9301	\$ 0.00	\$ 0.00	\$ 0.00	\$ 0.00
200-9301	EASTERN ELEMENTARY STUDENT ACTIVITY FUND	\$ 946.71	\$ 2,944.87	\$ 0.00	\$ 0.00
		\$ 946.71	\$ 2,944.87	\$ 0.00	\$ 0.00
SCC:	9302				
200-9302	EASTERN ELEMENTARY ROBOTICS FUND	0.00	0.00	0.00	0.00
		\$ 0.00	\$ 0.00	\$ 0.00	\$ 0.00
SCC:	9401				
200-9401	CENTRAL ELEMENTARY STUDENT ACTIVITY FUND	0.00	0.00	0.00	0.00
		\$ 0.00	\$ 0.00	\$ 0.00	\$ 0.00
SCC:	9611				
200-9611	HIGH SCHOOL INFORMED TEENS FUND	0.00	0.00	0.00	0.00
		\$ 0.00	\$ 0.00	\$ 0.00	\$ 0.00
SCC:	9612				
200-9612	JUNIOR HIGH INFORMED TEENS FUND	575.06	15.30	9.72	9.72
		\$ 575.06	\$ 15.30	\$ 9.72	\$ 9.72
SCC:	9106				
300-9106	HIGH SCHOOL INTRAMURALS	0.00	0.00	0.00	0.00
		\$ 0.00	\$ 0.00	\$ 0.00	\$ 0.00
SCC:	9115				
300-9115	JAZZ BAND	0.00	0.00	0.00	0.00
		\$ 0.00	\$ 0.00	\$ 0.00	\$ 0.00
SCC:	9116				
300-9116	CHOIR	0.00	0.00	0.00	0.00
		\$ 0.00	\$ 0.00	\$ 0.00	\$ 0.00
SCC:	9206				
300-9206	JUNIOR HIGH PHYS ED DEPARTMENT FUND	470.00	246.00	0.00	0.00
		\$ 470.00	\$ 246.00	\$ 0.00	\$ 0.00
SCC:	9210				
300-9210	JR HIGH INSTRUMENTAL	0.00	0.00	0.00	0.00
		\$ 0.00	\$ 0.00	\$ 0.00	\$ 0.00
SCC:	9600				
300-9600	ATHLETIC FUND	239,500.00	218,937.84	27,597.40	27,597.40
		\$ 239,500.00	\$ 218,937.84	\$ 27,597.40	\$ 27,597.40
SCC:	9601				
300-9601	ATHLETIC CAPITAL FUND	41,000.00	24,500.00	12,500.00	12,500.00
		\$ 41,000.00	\$ 24,500.00	\$ 12,500.00	\$ 12,500.00

Reporting Period: January 2023 (FY 2023)
 As Of Period: 01/31/2023

2/2/23 2:08 PM

LEXINGTON LOCAL SCHOOLS
Revenue Account Summary

Fund-SCC	Description	FYTDReceivable	FYTD Received	MTD Received	YTD Received
SCC:	9602				
300-9602	ORCHESTRA	\$ 0.00	\$ 0.00	\$ 0.00	\$ 0.00
		\$ 0.00	\$ 0.00	\$ 0.00	\$ 0.00
SCC:	9603				
300-9603	ELEMENTARY MUSIC	0.00	0.00	0.00	0.00
		\$ 0.00	\$ 0.00	\$ 0.00	\$ 0.00
SCC:	9605				
300-9605	BAND	0.00	0.00	0.00	0.00
		\$ 0.00	\$ 0.00	\$ 0.00	\$ 0.00
SCC:	9020				
451-9020	Network Connectivity FY 2020	0.00	0.00	0.00	0.00
		\$ 0.00	\$ 0.00	\$ 0.00	\$ 0.00
SCC:	9021				
451-9021	Network Connectivity FY 2021	0.00	0.00	0.00	0.00
		\$ 0.00	\$ 0.00	\$ 0.00	\$ 0.00
SCC:	9022				
451-9022	Network Connectivity FY2022	0.00	0.00	0.00	0.00
		\$ 0.00	\$ 0.00	\$ 0.00	\$ 0.00
SCC:	9023				
451-9023	DATA COMMUNICATION FUND	9,000.00	4,500.00	0.00	0.00
		\$ 9,000.00	\$ 4,500.00	\$ 0.00	\$ 0.00
SCC:	9922				
451-9922	Emergency Connectivity FY2022	0.00	0.00	0.00	0.00
		\$ 0.00	\$ 0.00	\$ 0.00	\$ 0.00
SCC:	0000				
467-0000	STUDENT WELLNESS AND SUCCESS FUND	0.00	0.00	0.00	0.00
		\$ 0.00	\$ 0.00	\$ 0.00	\$ 0.00
SCC:	9020				
499-9020	SCHOOL SAFETY GRANT FY20	0.00	0.00	0.00	0.00
		\$ 0.00	\$ 0.00	\$ 0.00	\$ 0.00
SCC:	9021				
499-9021	SCHOOL SAFETY GRANT FY21	0.00	0.00	0.00	0.00
		\$ 0.00	\$ 0.00	\$ 0.00	\$ 0.00
SCC:	9022				
499-9022	SCHOOL SAFETY GRANT FY22	12,461.88	0.00	0.00	0.00
		\$ 12,461.88	\$ 0.00	\$ 0.00	\$ 0.00
SCC:	9101				
499-9101	STATE GRANT 2001 READING IMPROV.INCENT-CENTRA	0.00	0.00	0.00	0.00
		\$ 0.00	\$ 0.00	\$ 0.00	\$ 0.00

Reporting Period: January 2023 (FY 2023)
 As Of Period: 01/31/2023

2/2/23 2:08 PM

LEXINGTON LOCAL SCHOOLS
Revenue Account Summary

Fund-SCC	Description	FYTDReceivable	FYTD Received	MTD Received	YTD Received
SCC:	9121				
499-9121	SCHOOL BUS PURCHASE PROGRAM	\$ 0.00	\$ 0.00	\$ 0.00	\$ 0.00
		\$ 0.00	\$ 0.00	\$ 0.00	\$ 0.00
SCC:	9122				
499-9122	SCHOOL BUS PURCHASE PROGRAM	135,000.00	0.00	0.00	0.00
		\$ 135,000.00	\$ 0.00	\$ 0.00	\$ 0.00
SCC:	9123				
499-9123	MISCELLANEOUS STATE GRANT FUND	0.00	0.00	0.00	0.00
		\$ 0.00	\$ 0.00	\$ 0.00	\$ 0.00
SCC:	9922				
499-9922	MISCELLANEOUS STATE GRANT FUND	0.00	0.00	0.00	0.00
		\$ 0.00	\$ 0.00	\$ 0.00	\$ 0.00
SCC:	9913				
506-9913	OHIO RESIDENT EDUCATOR PROGRAM	0.00	0.00	0.00	0.00
		\$ 0.00	\$ 0.00	\$ 0.00	\$ 0.00
SCC:	9914				
506-9914	OHIO RESIDENT EDUCATOR PROGRAM	0.00	0.00	0.00	0.00
		\$ 0.00	\$ 0.00	\$ 0.00	\$ 0.00
SCC:	0000				
507-0000	ELEMENTARY AND SECONDARY SCHOOL EMERGENCY RELIEF FUND	0.00	0.00	0.00	0.00
		\$ 0.00	\$ 0.00	\$ 0.00	\$ 0.00
SCC:	9021				
507-9021	ESSER FUNDING FY21	0.00	0.00	0.00	0.00
		\$ 0.00	\$ 0.00	\$ 0.00	\$ 0.00
SCC:	9022				
507-9022	ESSER ARP FUNDING	887,216.90	637,770.51	0.00	0.00
		\$ 887,216.90	\$ 637,770.51	\$ 0.00	\$ 0.00
SCC:	9023				
507-9023	ELEMENTARY AND SECONDARY SCHOOL EMERGENCY RELIEF FUND	0.00	0.00	0.00	0.00
		\$ 0.00	\$ 0.00	\$ 0.00	\$ 0.00
SCC:	9921				
507-9921	ESSER II FUNDING	11,376.00	25,447.15	13,921.15	13,921.15
		\$ 11,376.00	\$ 25,447.15	\$ 13,921.15	\$ 13,921.15
SCC:	9021				
510-9021	CRF FUNDING FY21	0.00	0.00	0.00	0.00

Reporting Period: January 2023 (FY 2023)
 As Of Period: 01/31/2023

2/2/23 2:08 PM

LEXINGTON LOCAL SCHOOLS
Revenue Account Summary

Fund-SCC	Description	FYTDReceivable	FYTD Received	MTD Received	YTD Received
SCC:	9020	\$ 0.00	\$ 0.00	\$ 0.00	\$ 0.00
516-9020	IDEA-B SPECIAL EDUCATION FY20	\$ 0.00	\$ 0.00	\$ 0.00	\$ 0.00
		\$ 0.00	\$ 0.00	\$ 0.00	\$ 0.00
SCC:	9021				
516-9021	IDEA-B SPECIAL EDUCATION FY21	0.00	0.00	0.00	0.00
		\$ 0.00	\$ 0.00	\$ 0.00	\$ 0.00
SCC:	9022				
516-9022	IDEA-B SPECIAL EDUCATION FY22	117,767.30	117,767.30	0.00	0.00
		\$ 117,767.30	\$ 117,767.30	\$ 0.00	\$ 0.00
SCC:	9023				
516-9023	IDEA PART B GRANTS	542,957.65	306,996.34	72,142.02	72,142.02
		\$ 542,957.65	\$ 306,996.34	\$ 72,142.02	\$ 72,142.02
SCC:	9922				
516-9922	IDEA PART B GRANTS	10,033.00	5,510.87	0.00	0.00
		\$ 10,033.00	\$ 5,510.87	\$ 0.00	\$ 0.00
SCC:	9020				
572-9020	TITLE I FY20	0.00	0.00	0.00	0.00
		\$ 0.00	\$ 0.00	\$ 0.00	\$ 0.00
SCC:	9021				
572-9021	TITLE I FY21	0.00	0.00	0.00	0.00
		\$ 0.00	\$ 0.00	\$ 0.00	\$ 0.00
SCC:	9022				
572-9022	TITLE I FY22	48,855.54	43,774.96	0.00	0.00
		\$ 48,855.54	\$ 43,774.96	\$ 0.00	\$ 0.00
SCC:	9023				
572-9023	TITLE I DISADVANTAGED CHILDREN	265,377.63	140,866.85	15,359.53	15,359.53
		\$ 265,377.63	\$ 140,866.85	\$ 15,359.53	\$ 15,359.53
SCC:	9921				
572-9921	EOEC	0.00	0.00	0.00	0.00
		\$ 0.00	\$ 0.00	\$ 0.00	\$ 0.00
SCC:	9922				
572-9922	TITLE I DISADVANTAGED CHILDREN	0.00	7,000.00	0.00	0.00
		\$ 0.00	\$ 7,000.00	\$ 0.00	\$ 0.00
SCC:	9022				
584-9022	TITLE IV FY22	0.00	0.00	0.00	0.00
		\$ 0.00	\$ 0.00	\$ 0.00	\$ 0.00
SCC:	9023				
584-9023	TITLE IV, PART A, STUDENT SUPPORT AND ACADEMIC	29,875.00	24,219.55	3,665.07	3,665.07

Reporting Period: January 2023 (FY 2023)
 As Of Period: 01/31/2023

2/2/23 2:08 PM

LEXINGTON LOCAL SCHOOLS
Revenue Account Summary

Fund-SCC	Description	FYTDReceivable	FYTD Received	MTD Received	YTD Received
	ENRICHMENT PROGRAMS				
SCC:	9020	\$ 29,875.00	\$ 24,219.55	\$ 3,665.07	\$ 3,665.07
587-9020	EARLY CHILDHOOD SPECIAL EDUCATION IDEA FY20	\$ 0.00	\$ 0.00	\$ 0.00	\$ 0.00
		\$ 0.00	\$ 0.00	\$ 0.00	\$ 0.00
SCC:	9021				
587-9021	EARLY CHILDHOOD SPECIAL EDUCATION IDEA FY21	0.00	0.00	0.00	0.00
		\$ 0.00	\$ 0.00	\$ 0.00	\$ 0.00
SCC:	9022				
587-9022	EARLY CHILDHOOD SPECIAL EDUCATION IDEA FY22	0.00	0.00	0.00	0.00
		\$ 0.00	\$ 0.00	\$ 0.00	\$ 0.00
SCC:	9023				
587-9023	IDEA PRESCHOOL-HANDICAPPED	12,897.63	5,074.95	785.31	785.31
		\$ 12,897.63	\$ 5,074.95	\$ 785.31	\$ 785.31
SCC:	9922				
587-9922	IDEA PRESCHOOL-HANDICAPPED	8,347.75	2,313.40	0.00	0.00
		\$ 8,347.75	\$ 2,313.40	\$ 0.00	\$ 0.00
SCC:	9020				
590-9020	TITLE II-A IMPROVING TEACHER QUALITY FY20	0.00	0.00	0.00	0.00
		\$ 0.00	\$ 0.00	\$ 0.00	\$ 0.00
SCC:	9021				
590-9021	TITLE II-A IMPROVING TEACHER QUALITY FY21	0.00	0.00	0.00	0.00
		\$ 0.00	\$ 0.00	\$ 0.00	\$ 0.00
SCC:	9022				
590-9022	TITLE II-A IMPROVING TEACHER QUALITY FY22	0.00	0.00	0.00	0.00
		\$ 0.00	\$ 0.00	\$ 0.00	\$ 0.00
SCC:	9023				
590-9023	IMPROVING TEACHER QUALITY	54,493.51	38,572.51	5,946.11	5,946.11
		\$ 54,493.51	\$ 38,572.51	\$ 5,946.11	\$ 5,946.11
SCC:	9020				
599-9020	TITLE IV FY20	0.00	0.00	0.00	0.00
		\$ 0.00	\$ 0.00	\$ 0.00	\$ 0.00
SCC:	9021				
599-9021	TITLE IV FY21	0.00	0.00	0.00	0.00
		\$ 0.00	\$ 0.00	\$ 0.00	\$ 0.00
SCC:	9023				
599-9023	MISCELLANEOUS FED. GRANT	0.00	47,992.94	0.00	0.00

Reporting Period: January 2023 (FY 2023)

2/2/23 2:08 PM

As Of Period: 01/31/2023

LEXINGTON LOCAL SCHOOLS
Revenue Account Summary

Fund-SCC	Description	FYTDReceivable	FYTD Received	MTD Received	YTD Received
	FUND				
		\$ 0.00	\$ 47,992.94	\$ 0.00	\$ 0.00
SCC:	9921				
599-9921	RICHLAND COUNTY MOBILE HOT SPOT GRANT	\$ 0.00	\$ 0.00	\$ 0.00	\$ 0.00
		\$ 0.00	\$ 0.00	\$ 0.00	\$ 0.00
SCC:	9922				
599-9922	MISCELLANEOUS FED. GRANT FUND	0.00	0.00	0.00	0.00
		\$ 0.00	\$ 0.00	\$ 0.00	\$ 0.00
Grand Total		\$ 37,539,515.45	\$ 19,188,619.06	\$ 1,581,560.48	\$ 1,581,560.48

Reporting Period: January 2023 (FY 2023)

As Of Period: 01/31/2023

2/3/23 8:52 AM

LEXINGTON LOCAL SCHOOLS Appropriation Summary Report

Fund-SCC	Description	FYTD Appropriated	Prior Year Encumbrance	FYTD Expendable	FYTD Expended	MTD Expended	Encumbrance	Future Encumbrance	FYTD Unencumbered	Percent Expended/Encumbered
001-0000	GENERAL FUND	\$ 24,584,128.28	\$ 485,635.50	\$ 25,069,763.78	\$ 14,629,605.20	\$ 2,060,097.20	\$ 1,950,404.21	\$ 0.00	\$ 8,489,754.37	66.14 %
001-9412	GENERAL BUDGET RESERVE SET-ASIDE-1%/BWC	0.00	0.00	0.00	0.00	0.00	0.00	0.00	0.00	0.00
002-0000	BOND RETIREMENT FUND	3,130,731.26	0.00	3,130,731.26	2,179,036.70	0.00	0.00	0.00	951,694.56	69.60
003-0000	PERMANENT IMPROVEMENT FUND	720,477.61	139,366.22	859,843.83	455,290.81	52,174.60	309,592.35	0.00	94,960.67	88.96
004-0000	LFI BUILDING FUND	3,180,801.03	613,556.96	3,794,357.99	3,394,947.01	617,929.06	475,838.39	0.00	(76,427.41)	102.01
006-0000	FOOD SERVICE FUND	876,916.40	664.80	877,581.20	489,337.09	71,597.86	80,824.95	0.00	307,419.16	64.97
007-9100	LEXINGTON MINUTEMEN ACADEMIC SCHOLARSHIP FUND	17,500.00	2,200.00	19,700.00	13,150.00	3,000.00	4,100.00	0.00	2,450.00	87.56
007-9800	TERRY McCAMMON SCHOLARSHIP FUND	0.00	0.00	0.00	0.00	0.00	0.00	0.00	0.00	0.00
007-9801	MINUTEMAN ALUMNI SCHOLARSHIP FUND	0.00	0.00	0.00	0.00	0.00	0.00	0.00	0.00	0.00
007-9999	LEXINGTON SCHOOLS TRUST FUND	0.00	0.00	0.00	0.00	0.00	0.00	0.00	0.00	0.00
010-0000	CLASSROOM FACILITIES CONSTRUCTION FUND	(87,649.86)	9,033,757.78	8,946,107.92	7,379,829.56	282,960.49	1,828,641.15	0.00	(262,362.79)	102.93
018-9100	HIGH SCHOOL PRINCIPAL'S FUND	5,336.93	0.00	5,336.93	3,685.42	370.58	2,330.21	0.00	(678.70)	112.72
018-9101	HIGH SCHOOL FLOWER FUND	393.61	0.00	393.61	34.00	34.00	5.00	0.00	354.61	9.91
018-9200	JUNIOR HIGH PRINCIPAL'S FUND	5,579.71	130.50	5,710.21	1,027.50	0.00	130.50	0.00	4,552.21	20.28
018-9300	EASTERN PRINCIPAL'S FUND	2,104.49	0.00	2,104.49	1,103.79	0.00	2,662.38	0.00	(1,661.68)	178.96
018-9301	EASTERN ELEMENTARY BOOKFAIR/BOXTOPS FUND	8,300.24	0.00	8,300.24	186.83	0.00	4,000.00	0.00	4,113.41	50.44
018-9302	EASTERN ELEMENTARY MATH	0.00	0.00	0.00	0.00	0.00	0.00	0.00	0.00	0.00
018-9303	EASTERN RUN	1,250.00	204.86	1,454.86	970.13	0.00	469.73	0.00	15.00	98.97

Reporting Period: January 2023 (FY 2023)

As Of Period: 01/31/2023

2/3/23 8:52 AM

LEXINGTON LOCAL SCHOOLS Appropriation Summary Report

Fund-SCC	Description	FYTD Appropriated	Prior Year Encumbrance	FYTD Expendable	FYTD Expended	MTD Expended	Encumbrance	Future Encumbrance	FYTD Unencumbered	Percent Expended/Encumbered
018-9400	CLUB CENTRAL PRINCIPAL'S FUND	\$ 5,031.75	\$ 825.81	\$ 5,857.56	\$ 829.02	\$ 53.38	\$ 1,188.57	\$ 0.00	\$ 3,839.97	34.44 %
018-9401	CENTRAL ELEMENTARY BOOKFAIR FUND	6,000.00	0.00	6,000.00	1,189.41	0.00	0.00	0.00	4,810.59	19.82
018-9402	CENTRAL ELEMENTARY ART	0.00	0.00	0.00	41.60	0.00	158.40	0.00	(200.00)	0.00
018-9500	WESTERN PRINCIPAL'S FUND	3,334.77	452.36	3,787.13	2,574.81	243.00	696.36	0.00	515.96	86.38
018-9501	WESTERN ELEMENTARY BOOKFAIR/BOXTOP S FUND	6,000.00	0.00	6,000.00	131.83	0.00	51.94	0.00	5,816.23	3.06
018-9502	HIGH SCHOOL ACADEMIC BOOSTERS FUND	0.00	0.00	0.00	0.00	0.00	0.00	0.00	0.00	0.00
018-9503	WESTERN ELEMENTARY ART	0.00	0.00	0.00	1,174.12	0.00	0.00	0.00	(1,174.12)	0.00
018-9602	JUNIOR HIGH ACADEMIC BOOSTERS FUND	0.00	0.00	0.00	0.00	0.00	0.00	0.00	0.00	0.00
018-9901	JUNIOR HIGH TEACHER ADVISORY FUND	0.00	0.00	0.00	13.95	0.00	0.00	0.00	(13.95)	0.00
019-9001	ACADEMIC BOOSTERS GRANTS	0.00	0.00	0.00	0.00	0.00	0.00	0.00	0.00	0.00
019-9121	CENTRAL ELEMENTARY PTO GRANTS	1,500.00	0.00	1,500.00	0.00	0.00	0.00	0.00	1,500.00	0.00
019-9122	EASTERN ELEMENTARY PTO GRANTS	1,500.00	0.00	1,500.00	0.00	0.00	0.00	0.00	1,500.00	0.00
019-9123	WESTERN ELEMENTARY PTO GRANTS	1,500.00	0.00	1,500.00	0.00	0.00	0.00	0.00	1,500.00	0.00
019-9200	RICHLAND COUNTY FOUNDATION GRANT PLAYGROUND	0.00	0.00	0.00	0.00	0.00	0.00	0.00	0.00	0.00
019-9201	RICHLAND COUNTY FOUNDATION GRANT CENTRAL PRID	0.00	0.00	0.00	0.00	0.00	0.00	0.00	0.00	0.00
019-9202	RICHLAND COUNTY FOUNDATION GRANT-HENSEL FY15	0.00	0.00	0.00	0.00	0.00	0.00	0.00	0.00	0.00

Reporting Period: January 2023 (FY 2023)

As Of Period: 01/31/2023

2/3/23 8:52 AM

LEXINGTON LOCAL SCHOOLS Appropriation Summary Report

Fund-SCC	Description	FYTD Appropriated	Prior Year Encumbrance	FYTD Expendable	FYTD Expended	MTD Expended	Encumbrance	Future Encumbrance	FYTD Unencumbered	Percent Expended/Encumbered
019-9204	RICHLAND COUNTY FOUNDATION GRANT-PELPHREY 15	\$ 0.00	\$ 0.00	\$ 0.00	\$ 0.00	\$ 0.00	\$ 0.00	\$ 0.00	\$ 0.00	0.00 %
019-9205	RICHLAND CO FOUNDATION GRANT-STAINED GLASS 16	0.00	0.00	0.00	0.00	0.00	0.00	0.00	0.00	0.00
019-9206	RICHLAND CO FOUNDATION GRANT-SEASONAL SCIE 16	0.00	0.00	0.00	0.00	0.00	0.00	0.00	0.00	0.00
019-9207	RICHLAND CO FOUNDATION-S CORE COMMON CORE 16	0.00	0.00	0.00	0.00	0.00	0.00	0.00	0.00	0.00
019-9208	RICHLAND CO FOUND-BUILD A COMM OF READERS	0.00	0.00	0.00	0.00	0.00	0.00	0.00	0.00	0.00
019-9209	RICH CO FOUND-LEARN TO READ FOR A LIFETIME	0.00	0.00	0.00	0.00	0.00	0.00	0.00	0.00	0.00
019-9210	RICH CO FOUND-MULTI-SENS APPROACH TO LEARNING	0.00	0.00	0.00	0.00	0.00	0.00	0.00	0.00	0.00
019-9211	RICH CO FOUND-BEE AWARENESS	0.00	0.00	0.00	0.00	0.00	0.00	0.00	0.00	0.00
019-9212	RICH CO FOUND-DONT LET THE PIGEON STOP TALK	0.00	0.00	0.00	0.00	0.00	0.00	0.00	0.00	0.00
019-9213	RICH CO FOUND-BRAIN GAMES 5.0	0.00	0.00	0.00	0.00	0.00	0.00	0.00	0.00	0.00
019-9214	RICH CO FOUND-TALKING SENSE TO OUR NUMBERS	0.00	0.00	0.00	0.00	0.00	0.00	0.00	0.00	0.00
019-9215	RICH CO FOUND-SEE THE CIVILIZATION	0.00	0.00	0.00	0.00	0.00	0.00	0.00	0.00	0.00
019-9216	RICH CO FOUND-SCIENCE OLYMPIAD	0.00	0.00	0.00	0.00	0.00	0.00	0.00	0.00	0.00
019-9217	RICH CO FOUND-KICK BACK WITH CLASSICS	0.00	0.00	0.00	0.00	0.00	0.00	0.00	0.00	0.00
019-9218	RICH CO FOUND-WRITE STUFF STEAM KIT	0.00	0.00	0.00	0.00	0.00	0.00	0.00	0.00	0.00

Reporting Period: January 2023 (FY 2023)

2/3/23 8:52 AM

As Of Period: 01/31/2023

**LEXINGTON LOCAL SCHOOLS
Appropriation Summary Report**

Fund-SCC	Description	FYTD Appropriated	Prior Year Encumbrance	FYTD Expendable	FYTD Expended	MTD Expended	Encumbrance	Future Encumbrance	FYTD Unencumbered	Percent Expended/Encumbered
019-9219	RICH CO FOUND-CLASSROOM LIBRARY	\$ 0.00	\$ 0.00	\$ 0.00	\$ 0.00	\$ 0.00	\$ 0.00	\$ 0.00	\$ 0.00	0.00 %
019-9220	RICH CO FOUND-LEGOS AND BUILDING BLOCKS	0.00	0.00	0.00	0.00	0.00	0.00	0.00	0.00	0.00
019-9221	RICH CO FOUND-SCIENCE DISCOVERY BINS	0.00	0.00	0.00	0.00	0.00	0.00	0.00	0.00	0.00
019-9222	RICH CO FOUND-ONE BIG HAPPY FAMILY	0.00	0.00	0.00	0.00	0.00	0.00	0.00	0.00	0.00
019-9223	RICH CO FOUND-MAKER MAVEN STEM	0.00	0.00	0.00	0.00	0.00	0.00	0.00	0.00	0.00
019-9224	RICH CO FOUND-STEM SNAP CIRCUITS	0.00	0.00	0.00	0.00	0.00	0.00	0.00	0.00	0.00
019-9225	RICH CO FOUND GRANT-STEM MATERIALS SNAP CIRCUITS	0.00	0.00	0.00	0.00	0.00	0.00	0.00	0.00	0.00
019-9226	RICH CO FOUND GRANT-SCIENCE ENRICH FIELD TRIP	0.00	0.00	0.00	253.00	0.00	176.00	0.00	(429.00)	0.00
019-9227	RICH CO FOUND GRANT-CAREER BOOKS AND ACTIVITIES	532.00	0.00	532.00	0.00	0.00	1,064.00	0.00	(532.00)	200.00
019-9228	RICH CO FOUND GRANT-SOCIAL STUDIES MAKERSPACE	1,490.34	0.00	1,490.34	1,472.82	0.00	17.52	0.00	0.00	100.00
019-9301	RICH CO FOUND/SECO ROBOTICS GRANT (HEIMANN)	0.00	0.00	0.00	0.00	0.00	0.00	0.00	0.00	0.00
019-9302	RICH CO RETIRED TEACHERS ASSOC	0.00	0.00	0.00	0.00	0.00	0.00	0.00	0.00	0.00
019-9303	OHIO POWER GRANT (BERRY)	0.00	0.00	0.00	0.00	0.00	0.00	0.00	0.00	0.00
019-9304	RICHLAND CO RETIRED TEACHERS - HS ENGLISH	0.00	0.00	0.00	0.00	0.00	0.00	0.00	0.00	0.00
019-9500	DOLLAR GENERAL LIT FOUND - YOUTH LIT FY16	0.00	0.00	0.00	0.00	0.00	0.00	0.00	0.00	0.00

Reporting Period: January 2023 (FY 2023)

2/3/23 8:52 AM

As Of Period: 01/31/2023

LEXINGTON LOCAL SCHOOLS Appropriation Summary Report

Fund-SCC	Description	FYTD Appropriated	Prior Year Encumbrance	FYTD Expendable	FYTD Expended	MTD Expended	Encumbrance	Future Encumbrance	FYTD Unencumbered	Percent Expended/Encumbered
019-9502	RICHLAND CO HMG SENSORY GRANT	\$ 0.00	\$ 0.00	\$ 0.00	\$ 0.00	\$ 0.00	\$ 0.00	\$ 0.00	\$ 0.00	0.00 %
019-9616	WALMART TEACHER OF THE YEAR-DANIELLE SAVAGE	0.00	0.00	0.00	0.00	0.00	0.00	0.00	0.00	0.00
022-9601	OHSAA TOURNAMENT AGENCY FUND	11,545.88	4,975.00	16,520.88	5,309.78	0.00	0.00	0.00	11,211.10	32.14
024-0000	EMPLOYEE BENEFITS FUND FOR MEDICAL/DENTAL	5,658,000.00	259,508.34	5,917,508.34	3,153,245.56	466,755.02	549,814.49	0.00	2,214,448.29	62.58
034-0000	OFCC PROJECT MAINTENANCE FUND	3,206.00	0.00	3,206.00	53,162.40	51,898.88	0.00	0.00	(49,956.40)	1658.22
200-9101	HIGH SCHOOL ART CLUB	0.00	0.00	0.00	0.00	0.00	0.00	0.00	0.00	0.00
200-9102	HIGH SCHOOL DRAMA CLUB	11,300.00	550.00	11,850.00	1,914.79	0.00	3,375.00	0.00	6,560.21	44.64
200-9103	HIGH SCHOOL MATH CLUB	0.00	0.00	0.00	0.00	0.00	0.00	0.00	0.00	0.00
200-9104	HIGH SCHOOL LEADERSHIP COUNCIL	1,650.00	250.00	1,900.00	0.00	0.00	250.00	0.00	1,650.00	13.16
200-9105	HIGH SCHOOL FRENCH CLUB	0.00	0.00	0.00	0.00	0.00	0.00	0.00	0.00	0.00
200-9107	HIGH SCHOOL SPANISH CLUB	0.00	252.00	252.00	0.00	0.00	252.00	0.00	0.00	100.00
200-9108	HIGH SCHOOL LEO CLUB	1,000.00	601.14	1,601.14	0.00	0.00	601.14	0.00	1,000.00	37.54
200-9114	HIGH SCHOOL STUDENT COUNCIL FUND	2,500.00	1,050.00	3,550.00	1,622.31	135.80	2,467.69	0.00	(540.00)	115.21
200-9115	HIGH SCHOOL KEY CLUB	2,500.00	0.00	2,500.00	729.00	0.00	47.00	0.00	1,724.00	31.04
200-9116	HIGH SCHOOL CHESS CLUB	0.00	0.00	0.00	0.00	0.00	0.00	0.00	0.00	0.00
200-9119	HIGH SCHOOL YEARBOOK FUND	15,000.00	12,404.20	27,404.20	12,804.80	0.00	16,000.00	0.00	(1,400.60)	105.11
200-9120	HIGH SCHOOL JOURNALISM FUND	0.00	0.00	0.00	0.00	0.00	0.00	0.00	0.00	0.00
200-9121	HIGH SCHOOL NATIONAL HONOR SOCIETY	5,933.81	0.00	5,933.81	3,695.50	0.00	0.00	0.00	2,238.31	62.28
200-9160	HIGH SCHOOL GERMAN CLUB	0.00	0.00	0.00	0.00	0.00	0.00	0.00	0.00	0.00
200-9201	JUNIOR HIGH ART	500.00	0.00	500.00	0.00	0.00	0.00	0.00	500.00	0.00

Reporting Period: January 2023 (FY 2023)

2/3/23 8:52 AM

As Of Period: 01/31/2023

LEXINGTON LOCAL SCHOOLS Appropriation Summary Report

Fund-SCC	Description	FYTD Appropriated	Prior Year Encumbrance	FYTD Expendable	FYTD Expended	MTD Expended	Encumbrance	Future Encumbrance	FYTD Unencumbered	Percent Expended/Encumbered
200-9204	CLUB JUNIOR HIGH STUDENT COUNCIL FUND	\$ 1,750.00	\$ 0.00	\$ 1,750.00	\$ 736.14	\$ 242.64	\$ 0.00	\$ 0.00	\$ 1,013.86	42.07 %
200-9205	JUNIOR HIGH LIBRARY CLUB	0.00	0.00	0.00	0.00	0.00	0.00	0.00	0.00	0.00
200-9301	EASTERN ELEMENTARY STUDENT ACTIVITY FUND	1,500.00	0.00	1,500.00	2,957.95	2,957.95	1,167.05	0.00	(2,625.00)	275.00
200-9302	EASTERN ELEMENTARY ROBOTICS FUND	0.00	0.00	0.00	0.00	0.00	0.00	0.00	0.00	0.00
200-9401	CENTRAL ELEMENTARY STUDENT ACTIVITY FUND	0.00	0.00	0.00	0.00	0.00	0.00	0.00	0.00	0.00
200-9611	HIGH SCHOOL INFORMED TEENS FUND	0.00	0.00	0.00	0.00	0.00	0.00	0.00	0.00	0.00
200-9612	JUNIOR HIGH INFORMED TEENS FUND	500.00	500.00	1,000.00	0.00	0.00	500.00	0.00	500.00	50.00
300-9106	HIGH SCHOOL INTRAMURALS	0.00	0.00	0.00	0.00	0.00	0.00	0.00	0.00	0.00
300-9115	JAZZ BAND	0.00	0.00	0.00	754.99	0.00	0.00	0.00	(754.99)	0.00
300-9116	CHOIR	0.00	0.00	0.00	0.00	0.00	0.00	0.00	0.00	0.00
300-9206	JUNIOR HIGH PHYS ED DEPARTMENT FUND	666.01	0.00	666.01	0.00	0.00	1,200.00	0.00	(533.99)	180.18
300-9210	JR HIGH INSTRUMENTAL	0.00	0.00	0.00	0.00	0.00	0.00	0.00	0.00	0.00
300-9600	ATHLETIC FUND	239,030.00	18,633.56	257,663.56	165,299.06	28,468.11	106,478.00	0.00	(14,113.50)	105.48
300-9601	ATHLETIC CAPITAL FUND	37,969.24	6,386.66	44,355.90	0.00	0.00	6,309.44	0.00	38,046.46	14.22
300-9602	ORCHESTRA	0.00	0.00	0.00	0.00	0.00	0.00	0.00	0.00	0.00
300-9603	ELEMENTARY MUSIC	0.00	0.00	0.00	0.00	0.00	0.00	0.00	0.00	0.00
300-9605	BAND	0.00	0.00	0.00	0.00	0.00	0.00	0.00	0.00	0.00
451-9020	Network Connectivity FY 2020	0.00	0.00	0.00	0.00	0.00	0.00	0.00	0.00	0.00
451-9021	Network Connectivity FY 2021	0.00	0.00	0.00	0.00	0.00	0.00	0.00	0.00	0.00
451-9022	Network Connectivity FY2022	0.00	0.00	0.00	0.00	0.00	0.00	0.00	0.00	0.00

Reporting Period: January 2023 (FY 2023)

2/3/23 8:52 AM

As Of Period: 01/31/2023

LEXINGTON LOCAL SCHOOLS Appropriation Summary Report

Fund-SCC	Description	FYTD Appropriated	Prior Year Encumbrance	FYTD Expendable	FYTD Expended	MTD Expended	Encumbrance	Future Encumbrance	FYTD Unencumbered	Percent Expended/Encumbered
451-9023	DATA COMMUNICATION FUND	\$ 9,000.00	\$ 0.00	\$ 9,000.00	\$ 9,000.00	\$ 0.00	\$ 0.00	\$ 0.00	\$ 0.00	100.00 %
451-9922	Emergency Connectivity FY2022	0.00	0.00	0.00	0.00	0.00	0.00	0.00	0.00	0.00
467-0000	STUDENT WELLNESS AND SUCCESS FUND	0.00	0.00	0.00	103.95	(326.10)	0.00	0.00	(103.95)	0.00
499-9020	SCHOOL SAFETY GRANT FY20	0.00	0.00	0.00	0.00	0.00	0.00	0.00	0.00	0.00
499-9021	SCHOOL SAFETY GRANT FY21	0.00	0.00	0.00	0.00	0.00	0.00	0.00	0.00	0.00
499-9022	SCHOOL SAFETY GRANT FY22	12,461.88	0.00	12,461.88	0.00	0.00	0.00	0.00	12,461.88	0.00
499-9101	STATE GRANT 2001 READING IMPROV.INCENT-	0.00	0.00	0.00	0.00	0.00	0.00	0.00	0.00	0.00
499-9121	SCHOOL BUS PURCHASE PROGRAM	0.00	0.00	0.00	0.00	0.00	135,000.00	0.00	(135,000.00)	0.00
499-9122	SCHOOL BUS PURCHASE PROGRAM	0.00	0.00	0.00	0.00	0.00	0.00	0.00	0.00	0.00
499-9123	MISCELLANEOUS STATE GRANT FUND	135,000.00	0.00	135,000.00	0.00	0.00	0.00	0.00	135,000.00	0.00
499-9922	MISCELLANEOUS STATE GRANT FUND	0.00	0.00	0.00	0.00	0.00	0.00	0.00	0.00	0.00
506-9913	OHIO RESIDENT EDUCATOR PROGRAM	0.00	0.00	0.00	0.00	0.00	0.00	0.00	0.00	0.00
506-9914	OHIO RESIDENT EDUCATOR PROGRAM	0.00	0.00	0.00	0.00	0.00	0.00	0.00	0.00	0.00
507-0000	ELEMENTARY AND SECONDARY SCHOOL EMERGENCY RELIEF FUND	0.00	0.00	0.00	0.00	0.00	0.00	0.00	0.00	0.00
507-9021	ESSER FUNDING FY21	0.00	0.00	0.00	0.00	0.00	0.00	0.00	0.00	0.00
507-9022	ESSER ARP FUNDING	479,045.09	245,036.25	724,081.34	642,514.75	55,706.84	92,178.81	0.00	(10,612.22)	101.47
507-9023	ELEMENTARY AND SECONDARY SCHOOL EMERGENCY RELIEF FUND	0.00	0.00	0.00	0.00	0.00	0.00	0.00	0.00	0.00

Reporting Period: January 2023 (FY 2023)

As Of Period: 01/31/2023

2/3/23 8:52 AM

LEXINGTON LOCAL SCHOOLS Appropriation Summary Report

Fund-SCC	Description	FYTD Appropriated	Prior Year Encumbrance	FYTD Expendable	FYTD Expended	MTD Expended	Encumbrance	Future Encumbrance	FYTD Unencumbered	Percent Expended/Encumbered
507-9921	ESSER II FUNDING	\$ 81,760.84	\$ 12,007.37	\$ 93,768.21	\$ 25,447.15	\$ 0.00	\$ 3,441.87	\$ 0.00	\$ 64,879.19	30.81 %
510-9021	CRF FUNDING FY21	0.00	0.00	0.00	0.00	0.00	0.00	0.00	0.00	0.00
516-9020	IDEA-B SPECIAL EDUCATION FY20	0.00	0.00	0.00	0.00	0.00	0.00	0.00	0.00	0.00
516-9021	IDEA-B SPECIAL EDUCATION FY21	0.00	0.00	0.00	0.00	0.00	0.00	0.00	0.00	0.00
516-9022	IDEA-B SPECIAL EDUCATION FY22	0.00	37,191.85	37,191.85	3,999.56	0.00	36,791.85	0.00	(3,599.56)	109.68
516-9023	IDEA PART B GRANTS	509,765.36	0.00	509,765.36	330,739.11	74,333.61	436,596.22	0.00	(257,569.97)	150.53
516-9922	IDEA PART B GRANTS	0.00	4,522.13	4,522.13	0.00	0.00	3,810.23	0.00	711.90	84.26
572-9020	TITLE I FY20	0.00	0.00	0.00	0.00	0.00	0.00	0.00	0.00	0.00
572-9021	TITLE I FY21	0.00	50.00	50.00	0.00	0.00	50.00	0.00	0.00	100.00
572-9022	TITLE I FY22	0.00	11,697.68	11,697.68	6,667.10	0.00	11,697.68	0.00	(6,667.10)	157.00
572-9023	TITLE I DISADVANTAGED CHILDREN	265,377.63	0.00	265,377.63	156,584.88	24,656.54	858.06	0.00	107,934.69	59.33
572-9921	EOEC	0.00	0.00	0.00	0.00	0.00	0.00	0.00	0.00	0.00
572-9922	TITLE I DISADVANTAGED CHILDREN	0.00	0.00	0.00	7,000.00	0.00	0.00	0.00	(7,000.00)	0.00
584-9022	TITLE IV FY22	0.00	0.00	0.00	0.00	0.00	0.00	0.00	0.00	0.00
584-9023	TITLE IV, PART A, STUDENT SUPPORT AND ACADEMIC ENRICHMENT PROGRAMS	29,875.00	0.00	29,875.00	26,154.52	0.00	0.00	0.00	3,720.48	87.55
587-9020	EARLY CHILDHOOD SPECIAL EDUCATION IDEA FY20	0.00	0.00	0.00	0.00	0.00	0.00	0.00	0.00	0.00
587-9021	EARLY CHILDHOOD SPECIAL EDUCATION IDEA FY21	0.00	0.00	0.00	0.00	0.00	0.00	0.00	0.00	0.00
587-9022	EARLY CHILDHOOD SPECIAL EDUCATION IDEA FY22	0.00	0.00	0.00	0.00	0.00	0.00	0.00	0.00	0.00
587-9023	IDEA PRESCHOOL-HANDICAPPED	12,897.63	0.00	12,897.63	5,880.71	1,591.07	7,655.20	0.00	(638.28)	104.95
587-9922	IDEA PRESCHOOL-HANDICAPPED	6,034.35	0.00	6,034.35	0.00	0.00	0.00	0.00	6,034.35	0.00
590-9020	TITLE II-A IMPROVING TEACHER QUALITY	0.00	0.00	0.00	0.00	0.00	0.00	0.00	0.00	0.00

Reporting Period: January 2023 (FY 2023)

2/3/23 8:52 AM

As Of Period: 01/31/2023

**LEXINGTON LOCAL SCHOOLS
Appropriation Summary Report**

Fund-SCC	Description	FYTD Appropriated	Prior Year Encumbrance	FYTD Expendable	FYTD Expended	MTD Expended	Encumbrance	Future Encumbrance	FYTD Unencumbered	Percent Expended/Encumbered
	FY20									
590-9021	TITLE II-A IMPROVING TEACHER QUALITY FY21	\$ 0.00	\$ 0.00	\$ 0.00	\$ 0.00	\$ 0.00	\$ 0.00	\$ 0.00	\$ 0.00	0.00 %
590-9022	TITLE II-A IMPROVING TEACHER QUALITY FY22	0.00	0.00	0.00	0.00	0.00	0.00	0.00	0.00	0.00
590-9023	IMPROVING TEACHER QUALITY	54,493.51	0.00	54,493.51	44,762.74	9,386.53	0.00	0.00	9,730.77	82.14
599-9020	TITLE IV FY20	0.00	0.00	0.00	0.00	0.00	0.00	0.00	0.00	0.00
599-9021	TITLE IV FY21	0.00	0.00	0.00	0.00	0.00	0.00	0.00	0.00	0.00
599-9023	MISCELLANEOUS FED. GRANT FUND	0.00	0.00	0.00	0.00	0.00	25,746.10	0.00	(25,746.10)	0.00
599-9921	RICHLAND COUNTY MOBILE HOT SPOT GRANT	0.00	0.00	0.00	0.00	0.00	0.00	0.00	0.00	0.00
599-9922	MISCELLANEOUS FED. GRANT FUND	0.00	0.00	0.00	0.00	0.00	0.00	0.00	0.00	0.00
Grand Total		\$ 40,063,020.79	\$ 10,892,410.97	\$ 50,955,431.76	\$ 33,216,971.35	\$ 3,804,267.06	\$ 6,104,639.49	\$ 0.00	\$ 11,633,820.92	