

LEXINGTON LOCAL SCHOOLS



FINANCIAL REPORT
FOR THE PERIOD ENDING
JANUARY 31, 2022

PREPARED BY
JASON WHITESEL, TREASURER

Gross Depository Balances:

Richland Bank MMA 5719	\$4,093,948.31
Richland Bank Sweep Acct 3520	\$3,079,192.94
Richland Bank General Acct 0580	\$302,583.23
Richland Bank Anthem Sweep 3523	\$708,097.57
Richland Bank EE Benefits 3180	\$0.00
Richland Bank Payroll Acct 9780	\$35,711.86
Richland Bank Athletic Acct 3280	\$3,760.00

Total Depository Balances (Gross) \$8,223,293.91

Adjustments to Bank Balance:

Cash in Transit to Bank	\$5,172.90
Outstanding Checks	(\$2,171,673.75)
Adjustments:	
Outstanding Vision Adjustment	\$6.90
SERS/Payroll Adjustment	\$14.60
Municipal Income Tax Deduction	(\$620.67)

Total Adjustments to Bank Balance (\$2,167,100.02)

Investments:

Treasury Bonds and Notes	\$12,947,911.81
Certificate of Deposits	\$2,721,000.00
Other Securities	\$0.00
Other Investments:	
Richland Bank MMA 5750	\$143,907.99
Richland Bank MMA R252	\$13,948,164.70
Commercial Paper R252	\$3,596,525.00

Total Investments \$33,357,509.50

Cash on Hand:

Petty Cash:	
Treasurer's Office	\$100.00
High School	\$50.00
Junior High School	\$50.00
Eastern, Central, Western	\$200.00
Change Cash:	
Athletic Change	\$3,000.00
Cafeteria Change	\$333.00
Junior High School	\$100.00
Cash with Fiscal Agent	\$0.00

Total Cash on Hand \$3,833.00

Total Balances \$39,417,536.39

Total Fund Balance \$39,417,536.39

January 01, 2022 through January 31, 2022

Account Name : Lexington Local SD Managing Agency

Account No : 5750

Summary Of Investment Holdings

Shares or Par Value	Investment Category		Avg Unit Cost	Cost Basis	Unit Price	Market Value	Estimated Ann Inc	Current Yield
<u>Money Markets - Taxable</u>								
143,907.99	Northern Instl Government Select Portfolio		1.00	143,907.99	1.00	143,907.99	43.17	0.03%
Totals				143,907.99		143,907.99	43.17	0.03%
<u>Marketable CDs</u>								
150,000	TIAA FSB	2.850%	02/22/2022	100.00	150,000.00	100.17	150,252.00	4,275.00 2.85%
200,000	Bridgewater Bank Bloom MN	1.900%	02/28/2022	100.00	200,000.00	100.15	200,300.00	3,800.00 1.90%
200,000	Continental Bank UT	1.900%	06/22/2022	100.00	200,000.00	100.68	201,368.40	3,800.00 1.89%
200,000	American Express Centurion	2.400%	09/12/2022	100.00	200,000.00	101.30	202,595.00	4,800.00 2.37%
200,000	Discover Bank	2.250%	09/27/2022	100.00	200,000.00	101.27	202,543.20	4,500.00 2.22%
200,000	Sallie Mae Bank SLC UT	2.500%	12/13/2022	100.00	200,000.00	101.80	203,601.40	5,000.00 2.46%
25,000	State Bank of India NY	3.000%	03/06/2023	100.00	25,000.00	102.67	25,668.30	750.00 2.92%
200,000	Comenity Capital Bank	2.700%	04/17/2023	100.00	200,000.00	102.53	205,068.40	5,400.00 2.63%
150,000	Merrick Bank	2.050%	07/12/2023	100.00	150,000.00	101.92	152,872.65	3,075.00 2.01%
200,000	Capital One Natl Assn Va	0.500%	11/24/2023	100.00	200,000.00	99.27	198,539.20	1,000.00 0.50%
200,000	Luana Savings Bank	0.200%	12/29/2023	100.00	200,000.00	98.57	197,131.40	400.00 0.20%
100,000	Border State Bank	1.100%	03/27/2024	100.00	100,000.00	100.14	100,139.90	1,100.00 1.10%
248,000	Live Oak Banking Company	1.250%	09/13/2024	100.00	248,000.00	100.29	248,710.52	3,100.00 1.25%
200,000	Industrial & Com Bank 0.3	0.350%	02/11/2025	100.00	200,000.00	97.38	194,769.80	700.00 0.36%
248,000	Goldman Sachs Bk USA	0.800%	08/18/2025	100.00	248,000.00	98.11	243,306.85	1,984.00 0.82%
Totals				2,721,000.00		2,726,867.02	43,684.00	1.60%
<u>U.S. Govt Agy-Exempt State</u>								
325,000	FFCB	0.300%	04/27/2022	100.07	325,240.77	99.97	324,909.69	975.00 0.30%
250,000	FFCB	0.220%	09/08/2023	99.95	249,862.50	98.83	247,067.06	550.00 0.22%
200,000	FHLB	0.220%	05/24/2024	100.00	200,000.00	98.06	196,117.80	440.00 0.22%
200,000	Federal Home Loan Banks	1.000%	07/19/2024	100.00	200,000.00	99.23	198,461.99	2,000.00 1.01%
200,000	FFCB	0.430%	10/15/2024	100.00	200,000.00	97.50	194,997.96	860.00 0.44%
200,000	FHLB	0.500%	09/10/2025	100.00	200,000.00	96.43	192,857.36	1,000.00 0.52%
200,000	FHLB	0.500%	11/12/2025	100.00	200,000.00	96.20	192,409.29	1,000.00 0.52%

January 01, 2022 through January 31, 2022

Account Name : Lexington Local SD Managing Agency

Account No : 5750

Summary Of Investment Holdings

Shares or Par Value	Investment Category			Avg Unit Cost	Cost Basis	Unit Price	Market Value	Estimated Current Ann Inc	Current Yield
200,000	FHLB	1.000%	03/30/2026	100.00	200,000.00	98.04	196,075.96	2,000.00	1.02%
300,000	FHLB	1.125%	09/29/2026	100.13	300,375.00	97.68	293,050.07	3,375.00	1.15%
250,000	FHLB	1.300%	11/24/2026	99.88	249,687.50	99.09	247,734.67	3,250.00	1.31%
<i>Totals</i>					2,325,165.77		2,283,681.85	15,450.00	0.68%
<u>U.S. Govt Agy-Non-Ex St-Int Only</u>									
225,000	Federal Natl Mtg Assn	0.650%	07/30/2025	99.95	224,887.50	97.21	218,732.84	1,462.50	0.67%
<i>Totals</i>					224,887.50		218,732.84	1,462.50	0.67%
<i>Total Investments</i>					5,414,961.26		5,373,189.70	60,639.67	1.13%
<i>Plus Net Cash</i>							0.00		
<i>Total Market Value</i>							5,373,189.70		

Gain or Loss amounts and transactions, as shown, may not reflect the amount to be used for income tax purposes.

January 01, 2022 through January 31, 2022

Account Name : Lexington Local SD Bond Acct Man Agcy

Account No : R252

Summary Of Investment Holdings

Shares or Par Value	Investment Category		Avg Unit Cost	Cost Basis	Unit Price	Market Value	Estimated Current Ann Inc	Current Yield
<u>Money Markets - Taxable</u>								
13,948,164.7	Northern Instl Government Select Portfolio		1.00	13,948,164.70	1.00	13,948,164.70	4,184.45	0.03%
Totals				13,948,164.70		13,948,164.70	4,184.45	0.03%
<u>Corporate Bonds</u>								
10,000,000	US Treasury Bills	04/14/2022	99.98	9,997,562.20	99.97	9,997,250.00	0.00	0.00%
Totals				9,997,562.20		9,997,250.00	0.00	0.00%
<u>Commercial Paper - Corporate</u>								
1,800,000	Bank China/Hong Kong Com'l P	03/18/2022	99.92	1,798,605.00	99.92	1,798,605.00	2,699.99	0.15%
1,800,000	Banco De Chile Disc Com'l Pap	06/01/2022	99.88	1,797,920.00	99.88	1,797,919.99	2,880.00	0.16%
Totals				3,596,525.00		3,596,524.99	5,579.99	0.16%
<u>U.S. Govt Agv-Exempt State</u>								
400,000	FFCB	0.300% 04/27/2022	100.07	400,296.34	99.97	399,888.85	1,200.00	0.30%
Totals				400,296.34		399,888.85	1,200.00	0.30%
Total Investments				27,942,548.24		27,941,828.54	10,964.44	0.04%
Plus Net Cash						0.00		
Total Market Value						27,941,828.54		

Gain or Loss amounts and transactions, as shown, may not reflect the amount to be used for income tax purposes.

LEXINGTON LOCAL SCHOOLS
INVESTMENT REPORT FOR THE MONTH ENDING
JANUARY 31, 2022

INTEREST EARNED:	THIS MONTH	FISCAL YEAR TO DATE
Richland Bank, General Sweep	\$40.09	\$407.77
Richland Bank, General MMA	\$234.88	\$2,167.77
Richland Bank, Anthem Sweep	\$15.44	\$139.64
Star Ohio	\$0.00	\$0.00
CDs, Bonds, and other investments	\$1,915.78	\$33,065.76
TOTAL INTEREST RECEIVED	\$2,206.19	\$35,780.94

INTEREST EARNED (LEX BOND ACCT)	THIS MONTH	FISCAL YEAR TO DATE
Richland Bank, General Sweep	\$0.00	\$0.00
Richland Bank, General MMA	\$0.00	\$0.00
Richland Bank, Anthem Sweep	\$0.00	\$0.00
Star Ohio	\$0.00	\$0.00
CDs, Bonds, and other investments	\$4,337.82	\$34,815.38
TOTAL INTEREST RECEIVED	\$4,337.82	\$34,815.38

History of Interest Earnings	Fiscal Year	Interest Earnings
	1998	\$ 167,057.52
	1999	\$ 138,113.69
	2000	\$ 157,991.72
	2001	\$ 236,839.79
	2002	\$ 146,052.34
	2003	\$ 63,712.36
	2004	\$ 47,970.95
	2005	\$ 90,719.94
	2006	\$ 158,724.51
	2007	\$ 221,998.86
	2008	\$ 213,660.34
	2009	\$ 95,639.63
	2010	\$ 56,860.22
	2011	\$ 3,001.78
	2012	\$ 3,090.00
	2013	\$ 5,758.97
	2014	\$ 8,349.92
	2015	\$ 11,765.22
	2016	\$ 28,300.22
	2017	\$ 83,194.26
	2018	\$ 133,582.49
	2019	\$ 205,588.68
	2020	\$ 218,228.66
	2021	\$ 85,117.81
FISCAL Year To Date	2022	\$35,780.94

Lex Bond Acct Interest Earnings	Fiscal Year	Interest Earnings
	2020	\$526,044.24
	2021	\$507,134.12
FISCAL Year To Date	2022	\$34,815.38

Total Interest Earnings 1998 to Present \$ 2,617,100.82



Reporting Period: January 2022 (FY 2022)

2/2/22 2:04 PM

As Of Period: 01/31/2022

LEXINGTON LOCAL SCHOOLS Cash Summary Report

Full Account Code	Description	Initial Cash	MTD Received	FYTD Received	MTD Expended	FYTD Expended	Fund Balance
001-0000	GENERAL FUND	\$ 10,147,740.40	\$ 1,784,262.90	\$ 12,483,644.07	\$ 1,992,636.57	\$ 13,640,877.79	\$ 8,990,506.68
001-9412	GENERAL BUDGET RESERVE SET- ASIDE-1%/BWC	87,928.97	0.00	0.00	0.00	0.00	87,928.97
002-0000	BOND RETIREMENT FUND	1,769,698.68	0.00	1,475,366.79	0.00	2,694,074.94	550,990.53
003-0000	PERMANENT IMPROVEMENT FUND	467,930.96	0.00	323,517.24	62,959.47	323,734.45	467,713.75
004-0000	LFI BUILDING FUND	7,821,273.15	868.37	3,216,625.81	683,635.70	5,444,202.77	5,593,696.19
006-0000	FOOD SERVICE FUND	807.82	83,896.11	533,305.36	72,126.85	483,133.52	50,979.66
007-9100	LEXINGTON MINUTEMEN ACADEMIC SCHOLARSHIP FUND	132,671.74	25.06	6,360.62	8,550.00	8,550.00	130,482.36
007-9800	TERRY McCAMMON SCHOLARSHIP FUND	22,101.59	0.00	0.00	0.00	22,101.59	0.00
010-0000	CLASSROOM FACILITIES CONSTRUCTION FUND	36,954,926.07	3,469.45	25,937.59	1,233,262.90	14,632,011.61	22,348,852.05
018-9100	HIGH SCHOOL PRINCIPAL'S FUND	685.94	271.72	1,826.77	325.62	1,792.06	720.65
018-9101	HIGH SCHOOL FLOWER FUND	(6.00)	0.00	393.00	78.89	228.39	158.61
018-9200	JUNIOR HIGH PRINCIPAL'S FUND	6,017.45	0.00	791.19	0.00	7.83	6,800.81
018-9300	EASTERN PRINCIPAL'S FUND	1,387.24	0.00	1,176.68	(120.00)	843.19	1,720.73
018-9301	EASTERN ELEMENTARY BOOKFAIR/BOXTOPS FUND	3,604.36	0.00	2,412.90	0.00	2,668.70	3,348.56
018-9302	EASTERN ELEMENTARY MATH	1,036.52	0.00	0.00	0.00	0.00	1,036.52
018-9303	EASTERN RUN CLUB	496.73	0.00	1,075.00	0.00	1,191.87	379.86
018-9400	CENTRAL PRINCIPAL'S FUND	8,666.59	0.00	1,950.69	845.00	2,322.12	8,295.16
018-9401	CENTRAL ELEMENTARY BOOKFAIR FUND	4,751.51	0.00	0.00	178.72	359.97	4,391.54
018-9402	CENTRAL ELEMENTARY ART	1,941.37	0.00	0.00	0.00	0.00	1,941.37
018-9500	WESTERN PRINCIPAL'S FUND	19,135.19	0.00	2,071.23	0.00	2,445.00	18,761.42
018-9501	WESTERN ELEMENTARY BOOKFAIR/BOXTOPS FUND	4,292.97	0.00	23.00	0.00	8.45	4,307.52
018-9503	WESTERN ELEMENTARY ART	1,986.42	0.00	0.00	0.00	0.00	1,986.42
018-9901	JUNIOR HIGH TEACHER ADVISORY FUND	109.25	0.00	0.00	0.00	0.00	109.25
019-9001	ACADEMIC BOOSTERS GRANTS	769.07	0.00	0.00	0.00	0.00	769.07
019-9121	CENTRAL ELEMENTARY PTO GRANTS	1,755.76	1.61	32.44	0.00	0.00	1,788.20
019-9122	EASTERN ELEMENTARY PTO GRANTS	2,405.99	1.60	32.45	0.00	0.00	2,438.44
019-9123	WESTERN ELEMENTARY PTO GRANTS	3,143.82	1.60	32.44	0.00	0.00	3,176.26
019-9200	RICHLAND COUNTY FOUNDATION GRANT PLAYGROUND	200.00	0.00	0.00	0.00	0.00	200.00
019-9218	RICH CO FOUND-WRITE STUFF STEAM KIT	52.93	0.00	0.00	0.00	52.93	0.00
019-9221	RICH CO FOUND-SCIENCE DISCOVERY BINS	0.95	0.00	0.00	0.00	0.95	0.00
019-9222	RICH CO FOUND-ONE BIG HAPPY FAMILY	2.41	0.00	0.00	0.00	2.41	0.00
019-9224	RICH CO FOUND-STEM SNAP CIRCUITS	66.36	0.00	0.00	0.00	66.36	0.00
019-9225	RICH CO FOUND GRANT-STEM	0.00	0.00	485.94	0.00	486.04	(0.10)

Reporting Period: January 2022 (FY 2022)

2/2/22 2:04 PM

As Of Period: 01/31/2022

LEXINGTON LOCAL SCHOOLS
Cash Summary Report

Full Account Code	Description	Initial Cash	MTD Received	FYTD Received	MTD Expended	FYTD Expended	Fund Balance
	MATERIALS SNAP CIRCUITS						
019-9226	RICH CO FOUND GRANT-SCIENCE ENRICH FIELD TRIP	\$ 0.00	\$ 0.00	\$ 1,500.00	\$ 0.00	\$ 0.00	\$ 1,500.00
019-9301	RICH CO FOUND/SECO ROBOTICS GRANT (HEIMANN)	31.72	0.00	0.00	0.00	0.00	31.72
019-9302	RICH CO RETIRED TEACHERS ASSOC	150.00	0.00	0.00	0.00	0.00	150.00
019-9304	RICHLAND CO RETIRED TEACHERS - HS ENGLISH	0.00	0.00	200.00	0.00	0.00	200.00
022-9601	OHSAA TOURNAMENT AGENCY FUND	0.00	0.00	5,990.00	0.00	1,113.63	4,876.37
024-0000	EMPLOYEE BENEFITS FUND FOR MEDICAL/DENTAL	1,016,271.39	441,398.91	3,036,856.37	560,834.70	3,387,939.27	665,188.49
034-0000	OFCC PROJECT MAINTENANCE FUND	283,040.25	0.00	80,097.07	0.00	1,259.95	361,877.37
200-9101	HIGH SCHOOL ART CLUB	372.46	0.00	0.00	0.00	0.00	372.46
200-9102	HIGH SCHOOL DRAMA CLUB	24,669.34	0.00	1,090.24	510.00	3,949.22	21,810.36
200-9103	HIGH SCHOOL MATH CLUB	52.70	0.00	0.00	0.00	0.00	52.70
200-9104	HIGH SCHOOL LEADERSHIP COUNCIL	697.11	0.00	1,607.00	0.00	1,225.00	1,079.11
200-9105	HIGH SCHOOL FRENCH CLUB	364.75	0.00	0.00	0.00	0.00	364.75
200-9107	HIGH SCHOOL SPANISH CLUB	568.50	120.00	120.00	0.00	0.00	688.50
200-9108	HIGH SCHOOL LEO CLUB	2,052.62	0.00	148.25	67.10	67.10	2,133.77
200-9114	HIGH SCHOOL STUDENT COUNCIL FUND	3,259.95	0.00	909.56	0.00	781.91	3,387.60
200-9115	HIGH SCHOOL KEY CLUB	1,615.85	0.00	1,029.30	530.00	530.00	2,115.15
200-9116	HIGH SCHOOL CHESS CLUB	321.00	0.00	0.00	0.00	0.00	321.00
200-9119	HIGH SCHOOL YEARBOOK FUND	49,495.53	440.00	11,032.50	55.66	6,050.64	54,477.39
200-9120	HIGH SCHOOL JOURNALISM FUND	505.44	0.00	0.00	0.00	0.00	505.44
200-9121	HIGH SCHOOL NATIONAL HONOR SOCIETY	(50.85)	0.00	4,311.90	0.00	2,759.09	1,501.96
200-9201	JUNIOR HIGH ART CLUB	719.48	0.00	0.00	0.00	200.25	519.23
200-9204	JUNIOR HIGH STUDENT COUNCIL FUND	1,890.27	0.00	853.00	0.00	554.09	2,189.18
200-9205	JUNIOR HIGH LIBRARY CLUB	77.65	0.00	0.00	0.00	0.00	77.65
200-9301	EASTERN ELEMENTARY STUDENT ACTIVITY FUND	1,123.23	0.00	0.00	0.00	0.00	1,123.23
200-9302	EASTERN ELEMENTARY ROBOTICS FUND	575.16	0.00	0.00	0.00	0.00	575.16
200-9611	HIGH SCHOOL INFORMED TEENS FUND	903.63	0.00	0.00	0.00	0.00	903.63
200-9612	JUNIOR HIGH INFORMED TEENS FUND	820.72	18.36	36.66	241.86	241.86	615.52
300-9115	JAZZ BAND	1,512.61	0.00	0.00	0.00	0.00	1,512.61
300-9116	CHOIR	1,284.95	0.00	0.00	0.00	0.00	1,284.95
300-9206	JUNIOR HIGH PHYS ED DEPARTMENT FUND	3,222.36	0.00	470.00	0.00	446.61	3,245.75
300-9210	JR HIGH INSTRUMENTAL	41.03	0.00	0.00	0.00	0.00	41.03
300-9600	ATHLETIC FUND	3,443.05	19,395.77	176,697.68	21,515.36	134,608.56	45,532.17

Reporting Period: January 2022 (FY 2022)

2/2/22 2:04 PM

As Of Period: 01/31/2022

LEXINGTON LOCAL SCHOOLS
Cash Summary Report

Full Account Code	Description	Initial Cash	MTD Received	FYTD Received	MTD Expended	FYTD Expended	Fund Balance
300-9601	ATHLETIC CAPITAL FUND	\$ 77,000.00	\$ 0.00	\$ 28,500.00	\$ 0.00	\$ 34,250.00	\$ 71,250.00
300-9602	ORCHESTRA	63.22	0.00	0.00	0.00	0.00	63.22
300-9603	ELEMENTARY MUSIC	1,572.09	0.00	0.00	0.00	0.00	1,572.09
300-9605	BAND	232.95	0.00	0.00	0.00	0.00	232.95
451-9022	Network Connectivity FY2022	0.00	0.00	4,500.00	0.00	9,000.00	(4,500.00)
451-9922	Emergency Connectivity FY2022	0.00	0.00	0.00	0.00	0.00	0.00
467-0000	STUDENT WELLNESS AND SUCCESS FUND	52,768.66	0.00	0.00	0.00	57,776.88	(5,008.22)
499-9022	SCHOOL SAFETY GRANT FY22	0.00	0.00	12,461.88	0.00	0.00	12,461.88
507-9022	ESSER ARP FUNDING	0.00	90,623.30	310,687.45	42,313.63	347,717.57	(37,030.12)
507-9921	ESSER II FUNDING	0.00	0.00	99,601.28	303.58	100,296.91	(695.63)
516-9021	IDEA-B SPECIAL EDUCATION FY21	(35,740.32)	0.00	46,686.68	0.00	10,946.36	0.00
516-9022	IDEA-B SPECIAL EDUCATION FY22	0.00	68,262.37	258,065.65	67,839.73	292,356.92	(34,291.27)
516-9922	IDEA PART B GRANTS	0.00	0.00	38,110.80	14,574.08	67,254.47	(29,143.67)
572-9021	TITLE I FY21	(14,278.32)	0.00	14,806.46	0.00	528.14	0.00
572-9022	TITLE I FY22	0.00	19,980.26	110,885.17	22,350.06	125,028.18	(14,143.01)
584-9022	TITLE IV FY22	0.00	0.00	19,744.37	0.00	19,744.37	0.00
587-9022	EARLY CHILDHOOD SPECIAL EDUCATION IDEA FY22	0.00	1,225.43	5,223.40	1,384.93	6,742.93	(1,519.53)
590-9022	TITLE II-A IMPROVING TEACHER QUALITY FY22	0.00	7,074.95	35,157.12	8,280.74	40,604.15	(5,447.03)
599-9921	RICHLAND COUNTY MOBILE HOT SPOT GRANT	614.96	0.00	0.00	0.00	614.96	0.00
Grand Total		\$ 58,948,847.35	\$ 2,521,337.77	\$ 22,384,441.00	\$ 4,795,281.15	\$ 41,915,751.96	\$ 39,417,536.39

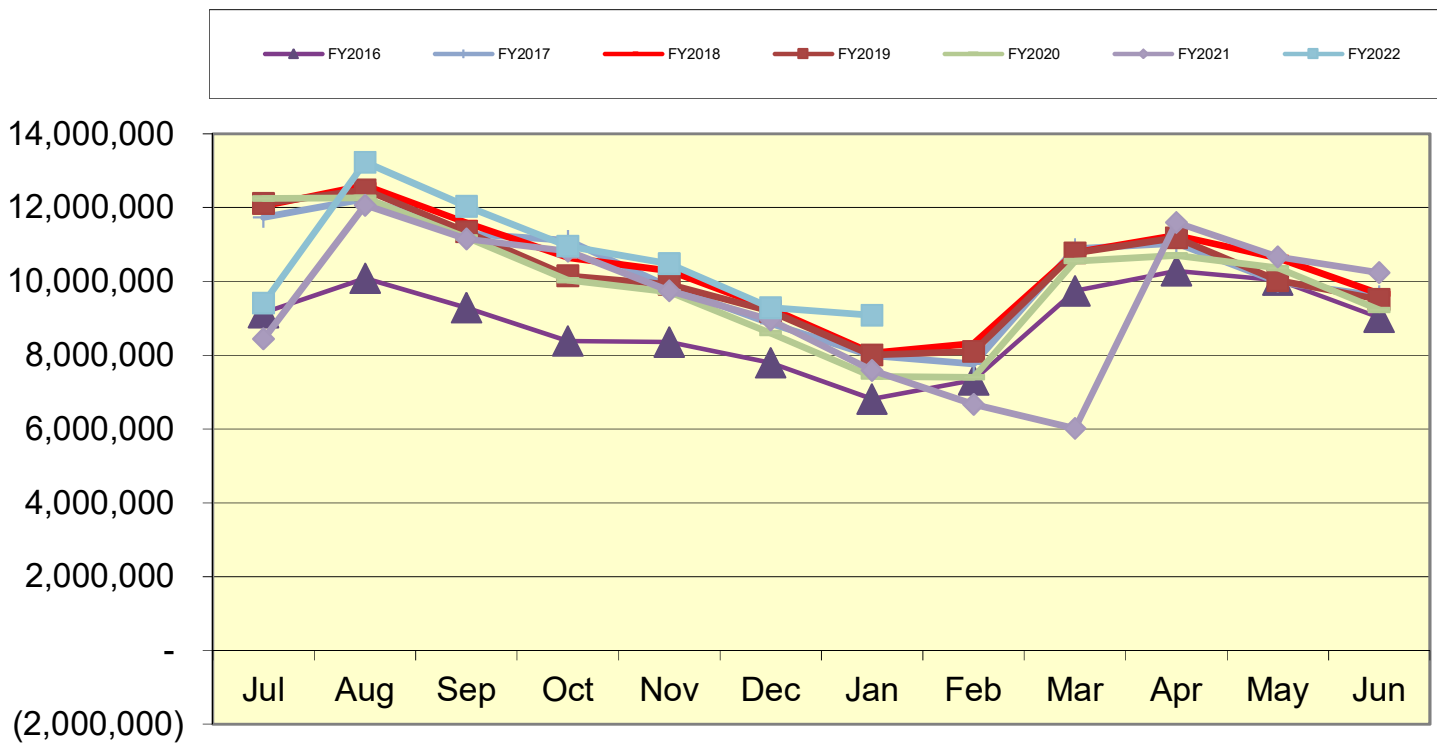
LEXINGTON LOCAL SCHOOLS
Spending Plan Summary

ODE Line Number	Monthly Estimate	Monthly Actual	Monthly Difference	FYTD Estimate	FYTD Actual	FYTD Difference
01.010 General Property (Real Estate)	\$ 0.00	\$ 0.00	\$ 0.00	\$ 4,915,000.00	\$ 4,915,917.44	\$ 917.44
01.020 Tangible Personal Property Tax	0.00	0.00	0.00	434,000.00	434,837.84	837.84
01.030 Income Tax	0.00	0.00	0.00	0.00	0.00	0.00
01.035 Unrestricted Grants-in-Aid	750,000.00	1,627,869.03	877,869.03	5,029,534.00	5,823,851.84	794,317.84
01.040 Restricted Grants-in-Aid	6,203.00	139,711.76	133,508.76	43,421.00	176,929.88	133,508.88
01.045 Restricted Federal Grants-in-Aid - SFSF	0.00	0.00	0.00	0.00	0.00	0.00
01.050 Property Tax Allocation	0.00	0.00	0.00	880,000.00	881,287.85	1,287.85
01.060 All Other Operating Revenue	25,000.00	16,682.11	(8,317.89)	235,300.00	220,216.67	(15,083.33)
01.070 Total Revenue	781,203.00	1,784,262.90	1,003,059.90	11,537,255.00	12,453,041.52	915,786.52
02.010 Proceeds from Sale of Notes	0.00	0.00	0.00	0.00	0.00	0.00
02.020 State Emergency Loans & Advancements (Approved)	0.00	0.00	0.00	0.00	0.00	0.00
02.040 Operating Transfers-In	0.00	0.00	0.00	0.00	0.00	0.00
02.050 Advances-In	0.00	0.00	0.00	0.00	0.00	0.00
02.060 All Other Financial Sources	5,000.00	0.00	(5,000.00)	71,000.00	30,602.55	(40,397.45)
02.070 Total Other Financing Sources	5,000.00	0.00	(5,000.00)	71,000.00	30,602.55	(40,397.45)
02.080 Total Revenues and Other Financing Sources	786,203.00	1,784,262.90	998,059.90	11,608,255.00	12,483,644.07	875,389.07
03.010 Personal Services	1,130,000.00	1,193,894.47	63,894.47	7,765,000.00	7,939,116.90	174,116.90
03.020 Employees' Retirement/Insurance Benefits	565,000.00	554,183.66	(10,816.34)	3,928,000.00	3,909,221.75	(18,778.25)
03.030 Purchased Services	200,000.00	202,710.18	2,710.18	1,275,000.00	1,171,010.30	(103,989.70)
03.040 Supplies and Materials	50,000.00	33,663.16	(16,336.84)	481,000.00	467,892.58	(13,107.42)
03.050 Capital Outlay	5,000.00	7,030.80	2,030.80	19,000.00	14,571.50	(4,428.50)
03.060 Intergovernmental	0.00	0.00	0.00	0.00	0.00	0.00
04.010 Debt Service: All Principal (Historical)	0.00	0.00	0.00	0.00	0.00	0.00
04.020 Debt Service: Principal-Notes	0.00	0.00	0.00	0.00	0.00	0.00
04.030 Debt Service: Principal - State Loans	0.00	0.00	0.00	0.00	0.00	0.00
04.040 Debt Service: Principal - State Advancements	0.00	0.00	0.00	0.00	0.00	0.00
04.050 Debt Service: Principal - HB 264 Loans	0.00	0.00	0.00	0.00	0.00	0.00
04.055 Debt Service: Principal - Other	0.00	0.00	0.00	0.00	0.00	0.00
04.060 Debt Service: Interest and Fiscal Charges	0.00	0.00	0.00	0.00	0.00	0.00
04.300 Other Objects	2,500.00	1,154.30	(1,345.70)	131,500.00	139,064.76	7,564.76
04.500 Total Expenditures	1,952,500.00	1,992,636.57	40,136.57	13,599,500.00	13,640,877.79	41,377.79
05.010 Operational Transfers - Out	0.00	0.00	0.00	0.00	0.00	0.00
05.020 Advances - Out	0.00	0.00	0.00	0.00	0.00	0.00
05.030 All Other Financing Uses	0.00	0.00	0.00	0.00	0.00	0.00
05.040 Total Other Financing Uses	0.00	0.00	0.00	0.00	0.00	0.00
05.050 Total Expenditure and Other Financing Uses	1,952,500.00	1,992,636.57	40,136.57	13,599,500.00	13,640,877.79	41,377.79
06.010 Excess Rev & Oth Financing Sources over(under) Exp & Oth F	(1,166,297.00)	(208,373.67)	957,923.33	(1,991,245.00)	(1,157,233.72)	834,011.28
07.010 Cash Balance-July1 -Excluding Proposed Renew/Replace & New	0.00	9,286,809.32	9,286,809.32	10,235,669.00	10,235,669.37	0.37
07.020 Cash Balance June 30	(1,166,297.00)	9,078,435.65	10,244,732.65	8,244,424.00	9,078,435.65	834,011.65
08.010 Estimated Encumbrances June 30	(250,000.00)	1,536,723.68	1,786,723.68	1,443,000.00	1,536,723.68	93,723.68

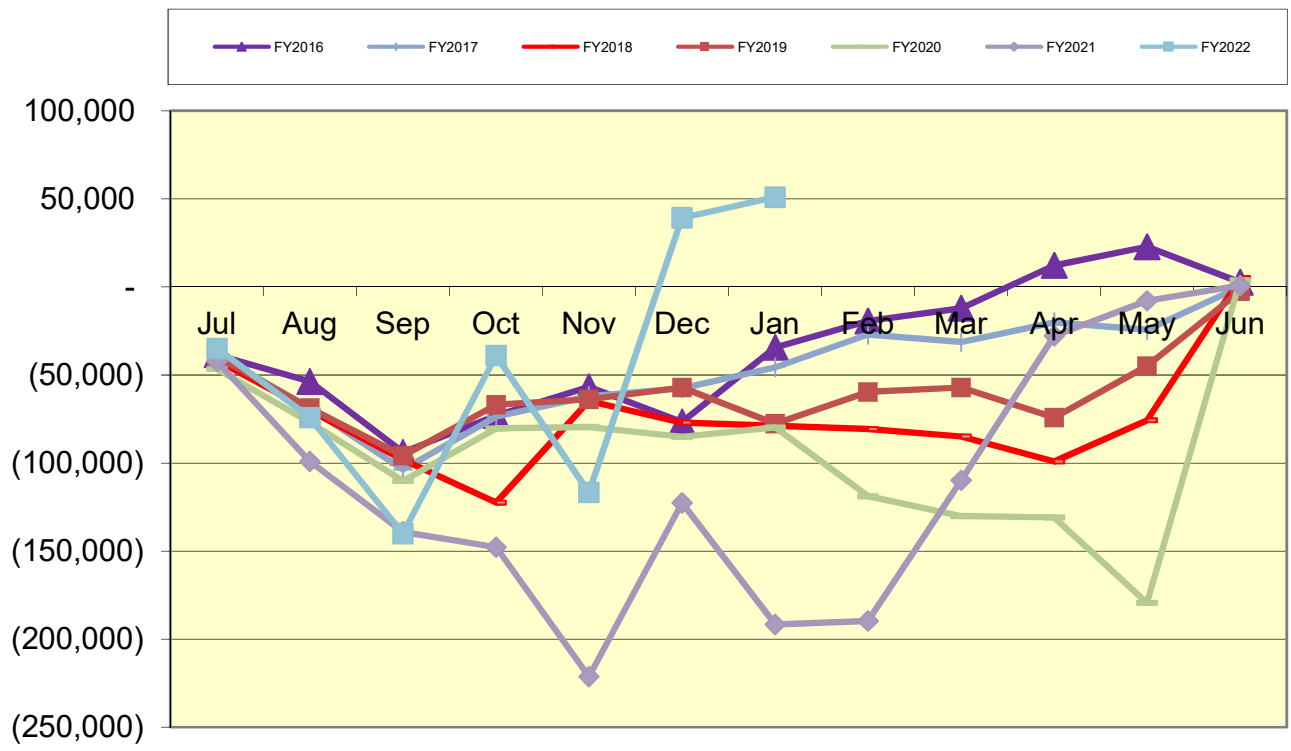
**LEXINGTON LOCAL SCHOOL DISTRICT
GENERAL FUND ONLY 2021-2022
SUMMARY OF RECEIPTS AND EXPENDITURES - FIVE YEAR FORECAST FORMAT**

LINE 7.010	BEGINNING CASH BALANCE		\$ 10,235,669		
	1/31/2022	FISCAL YEAR TO DATE Estimate	FISCAL YEAR TO DATE Actual	VARIANCE Estimate vs. Actual	PERCENT of VARIANCE
REVENUES					
LINE 1.010	Real Estate Tax	\$ 4,915,000	\$ 4,915,917	\$917	0.02%
LINE 1.020	Personal Property Tax	\$ 434,000	\$ 434,838	\$838	0.19%
LINE 1.030	Income Tax	\$ -	\$ -	\$0	
LINE 1.035	State Funding	\$ 5,029,534	\$ 5,823,852	\$794,318	15.79%
LINE 1.040	Career Tech / Economic Disadv.	\$ 43,421	\$ 176,930	\$133,509	307.48%
LINE 1.050	Property Tax Allocation	\$ 880,000	\$ 881,288	\$1,288	0.15%
LINE 1.060	Other Operating Revenue	\$ 235,300	\$ 220,216	(\$15,084)	-6.41%
LINE 1.070	TOTAL REVENUE	\$ 11,537,255	\$ 12,453,041	\$915,786	7.94%
LINE 2.01	Proceeds from Notes	\$ -	\$ -	\$0	
LINE 2.04	Transfers In	\$ -	\$ -	\$0	
LINE 2.050	Advances In	\$ -	\$ -	\$0	#DIV/0!
LINE 2.060	Other Financing Sources	\$ 71,000	\$ 30,603	(\$40,397)	-56.90%
LINE 2.070	TOTAL OTHER SOURCES	\$ 71,000	\$ 30,603	(\$40,397)	-56.90%
LINE 2.080	TOTAL REVENUES & Sources	\$ 11,608,255	\$ 12,483,644	\$875,389	7.54%
EXPENSES					
LINE 3.010	Salaries	\$ 7,765,000	\$ 7,939,117	(\$174,117)	-2.24%
LINE 3.020	Retirement and Benefits	\$ 3,928,000	\$ 3,909,222	\$18,778	0.48%
LINE 3.030	Purchased Services	\$ 1,275,000	\$ 1,171,010	\$103,990	8.16%
LINE 3.040	Supplies and Materials	\$ 481,000	\$ 467,893	\$13,107	2.72%
LINE 3.050	Capital Outlay and Equipment	\$ 19,000	\$ 14,571	\$4,429	23.31%
LINE 3.06	INTERGOVERNMENTAL	\$ -	\$ -	\$0	
LINE 4.020	DEBT SERVICE - Notes	\$ -	\$ -	\$0	
LINE 4.060	DEBT SERVICE - Interest charges	\$ -	\$ -	\$0	
LINE 4.300	Other Objects	\$ 131,500	\$ 139,065	(\$7,565)	-5.75%
LINE 4.500	TOTAL EXPENDITURES	\$ 13,599,500	\$ 13,640,878	(\$41,378)	-0.30%
LINE 5.00	TRANSFERS OUT	\$ -	\$ -	\$0	
LINE 5.02	ADVANCES OUT	\$ -	\$ -	\$0	
LINE 5.03	ALL OTHER USES	\$ -	\$ -	\$0	
LINE 5.040	TOTAL OTHER USES	\$ -	\$ -	\$0	
LINE 5.050	TOTAL EXPENDITURES & USES	\$ 13,599,500	\$ 13,640,878	(\$41,378)	-0.30%
		Estimate	Actual	Variance	
LINE 6.010	REVENUES OVER EXPENSES	\$ (1,991,245)	\$ (1,157,234)	\$834,011	
LINE 7.020	ENDING CASH BALANCE	\$ 8,244,424	\$ 9,078,435	\$834,011	
	Less Reserves	\$ (87,929)	\$ (87,929)	\$ -	
LINE 8.010	Less Outstanding Encumbrances	\$ (1,443,000)	\$ (1,536,724)	\$ (93,724)	6.50%
LINE 15.010	Unreserved Fund Balance	\$ 6,713,495	\$ 7,453,782	\$740,287	11.03%
	Salaries/Benefits as % of Revenue	101.3%	95.1%	Benchmark Yr. End 80.1% or below	
	True Days Cash - Calendar Days on which can operate	106	117	90 or above optimal	

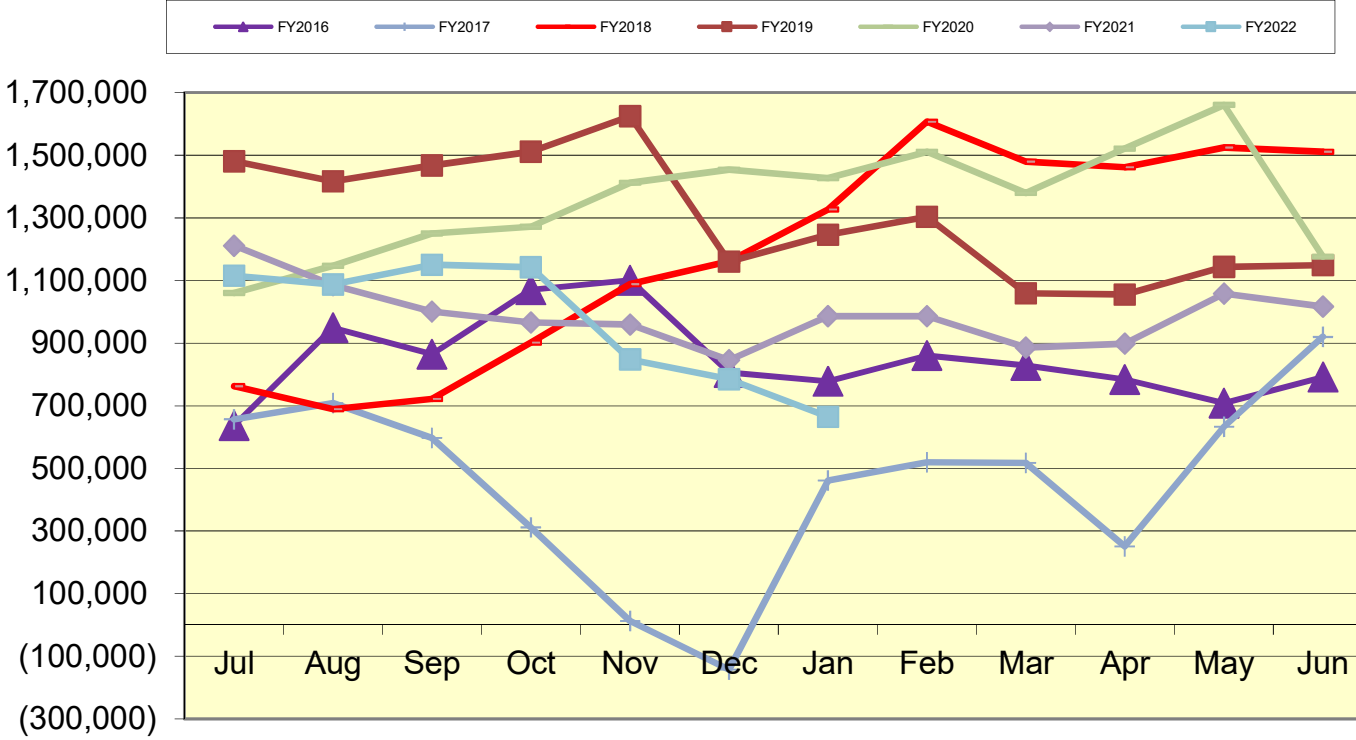
Lexington Local Schools General Fund Cash Balance



Lexington Local Schools Food Service Fund Cash Balance



Lexington Local Schools Employee Benefits Fund Cash Balance



Lexington Local Schools

Permanent Improvement Fund 1/31/2022

	Budgeted Amount	Actual Fiscal Year Expended	Current Encumbrances	Expenses / Encumbrances Over/Under Estimate	Remaining Estimated PI Project Costs
Instruction and Administration					
Eastern Elementary Equipment/Materials	\$ 150.00	\$ 71.42	\$ -	\$78.58	\$78.58
Central Elementary Equipment/Materials	\$ 7,089.07	\$ 5,043.91	\$ 1,565.00	\$480.16	\$480.16
HS Music Equipment	\$ 4,538.99	\$ 2,699.49	\$ 2,238.00	(\$398.50)	\$0.00
Maintenance					
New Maintenance Garage	\$ 700,000.00	\$ 83,572.57	\$ 616,427.43	\$0.00	\$0.00
Maintenance Tractor w/Dump Bed Kit	\$ 11,391.00	\$ 11,391.00	\$ -	\$0.00	\$0.00
Eastern Elementary Feedwater Tank Replacement	\$ 10,480.00	\$ 6,480.00	\$ 4,000.00	\$0.00	\$0.00
HS Retaining Wall with Geo Grid Reinforcement and Signage	\$ 11,000.00	\$ 10,874.00	\$ -	\$126.00	\$0.00
Transportation					
New bus	\$ 101,859.00	\$ 101,859.00	\$ -	\$0.00	\$0.00
Bus Fuel Tank Removal and Installation	\$ 40,000.00	\$ 34,850.00	\$ 5,150.00	\$0.00	\$0.00
Technology					
Computers, servers, tech equip., etc.	\$ 100,000.00	\$ 10,195.31	\$ 6,975.42	\$82,829.27	\$82,829.27
Food Service					
Food Service Equipment	\$ 4,438.34	\$ 4,218.91	\$ 219.43	\$0.00	\$0.00
Athletics and Student Activities					
HS Athletics Equipment	\$ 79,882.00	\$ 47,404.45	\$ 6,316.76	\$26,160.79	\$26,160.79
Fees					
Tax Collection Fees	\$ 14,500.00	\$ 5,074.39	\$ -	\$9,425.61	\$9,425.61
Totals					
	\$ 1,085,328.40	\$ 323,734.45	\$ 642,892.04	\$118,701.91	\$118,974.41
Total Budgeted	\$ 1,085,328.40				
Actual Cash Balance 7/1/21	\$ 467,930.96				
Revenues FY22 - Taxes from levy	\$ 323,517.24				
Expenditures FY22	\$ (323,734.45)				
Current Cash Balance	\$467,713.75				
Current Encumbrances	\$ (642,892.04)				
Available Balance	(\$175,178.29)				
Remaining Estimated Revenues FY22 - Taxes from levy	\$ 376,482.76				
Less: Remaining Estimated PI Project Costs	(\$118,974.41)				
Estimated 6/30/22 Carryover	\$ 82,330.06				

Lexington Local Schools

Food Service Fund 2021-22 vs. 2020-2021 vs. 2019-2020

							Beginning Balance 7/1/21	\$ 808
2020-2021 Through 1/31/22								
<i>Revenues</i>	District-Wide	High School	Junior High	Eastern	Central	Western	Total	
Student Type A, Ezpay, Misc	\$ -	\$ (1,200)	\$ (1,020)	\$ (221)	\$ 420	\$ 63	\$ (1,958)	
Student Break, Milk & A La Carte	\$ -	\$ 12,942	\$ 4,794	\$ 2,009	\$ 1,088	\$ 397	\$ 21,230	
Adult & Misc revenues	\$ 5,967	\$ 1,774	\$ 486	\$ 627	\$ 337	\$ 22	\$ 9,213	
State Reimb	\$ -	\$ -	\$ -	\$ -	\$ -	\$ -	\$ -	
Federal Reimb	\$ -	\$ 136,214	\$ 83,408	\$ 107,241	\$ 98,258	\$ 79,700	\$ 504,821	
Transfer In	\$ -	\$ -	\$ -	\$ -	\$ -	\$ -	\$ -	
Total Revenues	\$ 5,967	\$ 149,730	\$ 87,668	\$ 109,656	\$ 100,103	\$ 80,182	\$ 533,306	
<i>Expenses</i>								
Wages	\$ 29,962	\$ 63,636	\$ 29,833	\$ 21,366	\$ 19,790	\$ 20,735	\$ 185,322	
Severance	\$ -	\$ -	\$ -	\$ -	\$ -	\$ -	\$ -	
Retirement	\$ 6,889	\$ 11,621	\$ 5,334	\$ 5,957	\$ 3,302	\$ 3,979	\$ 37,082	
Medical	\$ 12,562	\$ 30,510	\$ 4,803	\$ 13,453	\$ 4,803	\$ 7,449	\$ 73,580	
Life, Dent, MC, WC	\$ 825	\$ 2,018	\$ 1,124	\$ 664	\$ 826	\$ 480	\$ 5,937	
Purch Serv, Repairs, Phone, Post	\$ 1,904	\$ 1,521	\$ 751	\$ 1,228	\$ 300	\$ 2,830	\$ 8,534	
Supplies	\$ 5,098	\$ -	\$ -	\$ -	\$ -	\$ -	\$ 5,098	
Food Costs	\$ -	\$ 52,916	\$ 22,998	\$ 49,253	\$ 16,011	\$ 26,403	\$ 167,581	
Equipment	\$ -	\$ -	\$ -	\$ -	\$ -	\$ -	\$ -	
Other Costs	\$ -	\$ -	\$ -	\$ -	\$ -	\$ -	\$ -	
Total Expenses	\$ 57,240	\$ 162,222	\$ 64,843	\$ 91,921	\$ 45,032	\$ 61,876	\$ 483,134	
Net Gain (Loss)	\$ (51,273)	\$ (12,492)	\$ 22,825	\$ 17,735	\$ 55,071	\$ 18,306	\$ 50,172	
							Ending Cash Balance 1/31/22	\$ 50,980

							Beginning Balance 7/1/20	\$ 3,725
2019-2020 Through 1/31/21								
<i>Revenues</i>	District-Wide	High School	Junior High	Eastern	Central	Western	Total	
Student Type A, Ezpay, Misc	\$ -	\$ (919)	\$ 586	\$ 715	\$ 1,281	\$ 917	\$ 2,580	
Student Break, Milk & A La Carte	\$ -	\$ 7,959	\$ 1,880	\$ 1,943	\$ 1,354	\$ 707	\$ 13,843	
Adult & Misc revenues	\$ 3,123	\$ 1,135	\$ 397	\$ 420	\$ 253	\$ 56	\$ 5,384	
State Reimb	\$ -	\$ -	\$ -	\$ -	\$ -	\$ -	\$ -	
Federal Reimb	\$ -	\$ 53,453	\$ 37,284	\$ 46,256	\$ 50,195	\$ 33,059	\$ 220,247	
Transfer In	\$ -	\$ -	\$ -	\$ -	\$ -	\$ -	\$ -	
Total Revenues	\$ 3,123	\$ 61,628	\$ 40,147	\$ 49,334	\$ 53,083	\$ 34,739	\$ 242,054	
<i>Expenses</i>								
Wages	\$ 29,374	\$ 63,187	\$ 35,188	\$ 24,888	\$ 20,755	\$ 20,887	\$ 194,279	
Severance	\$ -	\$ -	\$ -	\$ -	\$ -	\$ -	\$ -	
Retirement	\$ 7,050	\$ 15,612	\$ 4,926	\$ 7,115	\$ 4,768	\$ 3,799	\$ 43,270	
Medical	\$ 12,609	\$ 30,672	\$ 9,658	\$ 21,014	\$ 9,832	\$ -	\$ 83,785	
Life, Dent, MC, WC	\$ 818	\$ 2,008	\$ 1,430	\$ 931	\$ 551	\$ 273	\$ 6,011	
Purch Serv, Repairs, Phone, Post	\$ 1,198	\$ 430	\$ 579	\$ 1,617	\$ 320	\$ 320	\$ 4,464	
Supplies	\$ 5,600	\$ 43,719	\$ 11,832	\$ 18,286	\$ 7,013	\$ 19,172	\$ 105,622	
Food Costs	\$ -	\$ -	\$ -	\$ -	\$ -	\$ -	\$ -	
Equipment	\$ -	\$ -	\$ -	\$ -	\$ -	\$ -	\$ -	
Other Costs	\$ -	\$ -	\$ -	\$ -	\$ -	\$ -	\$ -	
Total Expenses	\$ 56,649	\$ 155,628	\$ 63,613	\$ 73,851	\$ 43,239	\$ 44,451	\$ 437,431	
Net Gain (Loss)	\$ (53,526)	\$ (94,000)	\$ (23,466)	\$ (24,517)	\$ 9,844	\$ (9,712)	\$ (195,377)	
							Ending Cash Balance 1/31/21	\$ (191,652)

							Beginning Balance 7/1/18	\$ (2,391)
2019-2020 Through 1/31/20								
<i>Revenues</i>	District-Wide	High School	Junior High	Eastern	Central	Western	Total	
Student Type A, Ezpay, Misc	\$ -	\$ 49,699	\$ 24,288	\$ 27,575	\$ 26,444	\$ 18,817	\$ 146,823	
Student Break, Milk & A La Carte	\$ -	\$ 23,697	\$ 6,897	\$ 6,374	\$ 4,678	\$ 4,070	\$ 45,716	
Adult & Misc revenues	\$ 2,638	\$ 3,233	\$ 732	\$ 1,369	\$ 1,141	\$ 968	\$ 10,081	
State Reimb	\$ -	\$ -	\$ -	\$ -	\$ -	\$ -	\$ -	
Federal Reimb	\$ -	\$ 32,495	\$ 23,208	\$ 36,736	\$ 34,474	\$ 22,737	\$ 149,650	
Transfer In	\$ -	\$ -	\$ -	\$ -	\$ -	\$ -	\$ -	
Total Revenues	\$ 2,638	\$ 109,124	\$ 55,125	\$ 72,054	\$ 66,737	\$ 46,592	\$ 352,270	
<i>Expenses</i>								
Wages	\$ 28,798	\$ 64,668	\$ 34,095	\$ 26,869	\$ 20,051	\$ 20,853	\$ 195,334	
Severance	\$ -	\$ -	\$ -	\$ -	\$ -	\$ -	\$ -	
Retirement	\$ 7,016	\$ 11,741	\$ 4,894	\$ 8,000	\$ 3,863	\$ 4,100	\$ 39,614	
Medical	\$ 16,492	\$ 26,154	\$ 9,517	\$ 20,706	\$ 7,709	\$ -	\$ 80,578	
Life, Dent, MC, WC	\$ 1,019	\$ 2,509	\$ 1,663	\$ 1,197	\$ 719	\$ 438	\$ 7,545	
Purch Serv, Repairs, Phone, Post	\$ 1,207	\$ 5,809	\$ 999	\$ 594	\$ 1,046	\$ 546	\$ 10,201	
Supplies	\$ 3,496	\$ -	\$ -	\$ -	\$ -	\$ -	\$ 3,496	
Food Costs	\$ -	\$ 32,308	\$ 15,850	\$ 28,444	\$ 8,592	\$ 7,628	\$ 92,822	
Equipment	\$ -	\$ -	\$ -	\$ -	\$ -	\$ -	\$ -	
Other Costs	\$ -	\$ -	\$ -	\$ -	\$ -	\$ -	\$ -	
Total Expenses	\$ 58,028	\$ 143,189	\$ 67,018	\$ 85,810	\$ 41,980	\$ 33,565	\$ 429,590	
Net Gain (Loss)	\$ (55,390)	\$ (34,065)	\$ (11,893)	\$ (13,756)	\$ 24,757	\$ 13,027	\$ (77,320)	
							Ending Cash Balance 1/31/20	\$ (79,711)

Start Date: 1/1/2022

End Date: 1/31/2022

LEXINGTON LOCAL SCHOOLS

Disbursement Summary Report

Reference Number	Check Number	Type	Date	Name	Vendor #	Status	Reconcile Date	Void Date	Amount
39480	0	PAYROLL	1/5/2022	LEXINGTON LOCAL SCHOOLS		RECONCILED	1/5/2022		\$ 662,076.77
39613	0	ACCOUNTS_P AYABLE	1/28/2022	RESERVE ACCOUNT	13707	VOID		1/28/2022	1,000.00
39467	91333	ACCOUNTS_P AYABLE	1/11/2022	MID-OHIO ED. SERVICE CENTER	69	RECONCILED	1/13/2022		1,098.00
39447	91334	ACCOUNTS_P AYABLE	1/11/2022	AMERICAN ELECTRIC POWER	701	RECONCILED	1/21/2022		38,497.83
39472	91335	ACCOUNTS_P AYABLE	1/11/2022	NUHOP CENTER FOR	1138	OUTSTANDIN G			7,370.00
39454	91336	ACCOUNTS_P AYABLE	1/11/2022	CAPITAL ONE	3469	RECONCILED	1/18/2022		339.25
39458	91337	ACCOUNTS_P AYABLE	1/11/2022	FORGET-ME-NOT FLOWER SHOP, INC.	5460	RECONCILED	1/21/2022		101.00
39478	91338	ACCOUNTS_P AYABLE	1/11/2022	KROGER COMPANY	5498	RECONCILED	1/14/2022		40.29
39473	91339	ACCOUNTS_P AYABLE	1/11/2022	DIANE EIFRID	6217	RECONCILED	1/12/2022		1,712.71
39476	91340	ACCOUNTS_P AYABLE	1/11/2022	GOPHER	6300	RECONCILED	1/19/2022		116.94
39456	91341	ACCOUNTS_P AYABLE	1/11/2022	CARDINAL BUS SALES & SERVICE	6515	RECONCILED	1/14/2022		142.33
39457	91342	ACCOUNTS_P AYABLE	1/11/2022	SCHOOL SPECIALTY	6538	RECONCILED	1/26/2022		46.21
39468	91343	ACCOUNTS_P AYABLE	1/11/2022	DELL MARKETING L.P.	7777	RECONCILED	1/14/2022		2,065.22
39474	91344	ACCOUNTS_P AYABLE	1/11/2022	CDW-G GOVERNMENT, INC.	7886	RECONCILED	1/18/2022		51.27
39446	91345	ACCOUNTS_P AYABLE	1/11/2022	C BRETT NEUENSCH WANDER	8662	RECONCILED	1/20/2022		93.75
39465	91346	ACCOUNTS_P AYABLE	1/11/2022	TRUCK SALES & SERVICE, INC.	8892	RECONCILED	1/14/2022		281.25
39462	91347	ACCOUNTS_P AYABLE	1/11/2022	NCS PEARSON, INC.	9497	RECONCILED	1/18/2022		128.00
39455	91348	ACCOUNTS_P AYABLE	1/11/2022	TREASURER, STATE OF OHIO	9906	RECONCILED	1/20/2022		2,952.00
39450	91349	ACCOUNTS_P AYABLE	1/11/2022	RENHILL GROUP, INC.	10075	RECONCILED	1/14/2022		9,814.55
39479	91350	ACCOUNTS_P AYABLE	1/11/2022	MINDY METCALF	10139	OUTSTANDIN G			93.75
39460	91351	ACCOUNTS_P AYABLE	1/11/2022	AMERICAN EXPRESS	10314	RECONCILED	1/18/2022		62.50
39466	91352	ACCOUNTS_P AYABLE	1/11/2022	REGINALD E. LOWE	10394	RECONCILED	1/18/2022		93.75
39464	91353	ACCOUNTS_P AYABLE	1/11/2022	TEAM SPORTS, INC	11017	RECONCILED	1/18/2022		1,365.00
39448	91354	ACCOUNTS_P AYABLE	1/11/2022	KIMBALL MIDWEST	11066	RECONCILED	1/14/2022		289.45
39459	91355	ACCOUNTS_P AYABLE	1/11/2022	BRIDGEWAY ACADEMY	11513	RECONCILED	1/21/2022		7,197.10
39469	91356	ACCOUNTS_P AYABLE	1/11/2022	SC STRATEGIC SOLUTIONS LLC	12178	RECONCILED	1/21/2022		115.20

Start Date: 1/1/2022

End Date: 1/31/2022

LEXINGTON LOCAL SCHOOLS

Disbursement Summary Report

Reference Number	Check Number	Type	Date	Name	Vendor #	Status	Reconcile Date	Void Date	Amount
39452	91357	ACCOUNTS_P AYABLE	1/11/2022	ALYSSA MCCREADY	13046	RECONCILED	1/12/2022		\$ 1,666.87
39477	91358	ACCOUNTS_P AYABLE	1/11/2022	AMANDA BADERTSCH ER	13224	RECONCILED	1/14/2022		50.00
39470	91359	ACCOUNTS_P AYABLE	1/11/2022	THE ESKEN GROUP, LLC	13446	RECONCILED	1/18/2022		1,575.00
39475	91360	ACCOUNTS_P AYABLE	1/11/2022	CHRISTOPHE R GLENNON	13459	RECONCILED	1/14/2022		93.75
39471	91361	ACCOUNTS_P AYABLE	1/11/2022	THEN DESIGN ARCHITECTU RE LTD	13501	RECONCILED	1/18/2022		39,318.20
39451	91362	ACCOUNTS_P AYABLE	1/11/2022	MICHELLE DREIBELBIS	13565	RECONCILED	1/12/2022		1,200.00
39453	91363	ACCOUNTS_P AYABLE	1/11/2022	FINLEY'S FACILITIES SERVICES	13571	RECONCILED	1/14/2022		1,090.87
39449	91364	ACCOUNTS_P AYABLE	1/11/2022	AMAZON CAPITAL SERVICES	13575	RECONCILED	1/18/2022		831.21
39461	91365	ACCOUNTS_P AYABLE	1/11/2022	WORLDS OF MUSIC	13722	RECONCILED	1/18/2022		845.00
39463	91366	ACCOUNTS_P AYABLE	1/11/2022	NAPA	13723	RECONCILED	1/18/2022		704.92
39491	91367	ACCOUNTS_P AYABLE	1/12/2022	AMAZON CAPITAL SERVICES	13575	RECONCILED	1/19/2022		255.82
39492	91368	ACCOUNTS_P AYABLE	1/12/2022	CAIN GRAPHICS AND SCREEN PRINTING	11279	RECONCILED	1/20/2022		510.00
39507	91369	ACCOUNTS_P AYABLE	1/12/2022	RACHEL CARROLL	13067	RECONCILED	1/14/2022		616.20
39498	91370	ACCOUNTS_P AYABLE	1/12/2022	CHARLES RITTER CO.	907	RECONCILED	1/18/2022		42.64
39503	91371	ACCOUNTS_P AYABLE	1/12/2022	COLUMBIA GAS	11662	RECONCILED	1/19/2022		6,134.23
39489	91372	ACCOUNTS_P AYABLE	1/12/2022	COMDOC INC	13671	RECONCILED	1/19/2022		112.10
39512	91373	ACCOUNTS_P AYABLE	1/12/2022	CONSERVE FLAG COMPANY	8473	RECONCILED	1/20/2022		83.95
39488	91374	ACCOUNTS_P AYABLE	1/12/2022	CULLIGAN QUALITY WATER	610	RECONCILED	1/20/2022		111.00
39496	91375	ACCOUNTS_P AYABLE	1/12/2022	DATA RECOGNITIO N CORPORATIO N	10265	RECONCILED	1/28/2022		583.81
39511	91376	ACCOUNTS_P AYABLE	1/12/2022	GAVIN DEAN	13726	RECONCILED	1/25/2022		1,150.00
39486	91377	ACCOUNTS_P AYABLE	1/12/2022	DISTRICT 9 BASEBALL COACHES	11516	RECONCILED	1/21/2022		30.00
39501	91378	ACCOUNTS_P AYABLE	1/12/2022	JONATHAN FAHEY	13731	OUTSTANDIN G			1,150.00
39487	91379	ACCOUNTS_P AYABLE	1/12/2022	JAMES HAYES	13087	RECONCILED	1/31/2022		582.21
39510	91380	ACCOUNTS_P AYABLE	1/12/2022	HEALTHCAR E BILLING SERVICES	11018	RECONCILED	1/20/2022		66.65
39490	91381	ACCOUNTS_P AYABLE	1/12/2022	LAGUNA CLAY COMPANY	8140	RECONCILED	1/19/2022		850.00

Start Date: 1/1/2022

End Date: 1/31/2022

LEXINGTON LOCAL SCHOOLS

Disbursement Summary Report

Reference Number	Check Number	Type	Date	Name	Vendor #	Status	Reconcile Date	Void Date	Amount
39502	91382	ACCOUNTS_P AYABLE	1/12/2022	LIBERTY LAWN CARE & LANDSCAPIN G INC	13646	RECONCILED	1/20/2022		\$ 10,874.00
39494	91383	ACCOUNTS_P AYABLE	1/12/2022	LOFT VIOLIN SHOP	10698	RECONCILED	1/19/2022		1,140.50
39514	91384	ACCOUNTS_P AYABLE	1/12/2022	MARISSA MARQUARDT	13725	RECONCILED	1/21/2022		1,150.00
39515	91385	ACCOUNTS_P AYABLE	1/12/2022	JAMES MASI	13685	RECONCILED	1/14/2022		78.89
39482	91386	ACCOUNTS_P AYABLE	1/12/2022	MID-OHIO ED. SERVICE CENTER	69	RECONCILED	1/19/2022		12,289.00
39505	91387	ACCOUNTS_P AYABLE	1/12/2022	KEVIN MORROW	9058	RECONCILED	1/26/2022		90.00
39495	91388	ACCOUNTS_P AYABLE	1/12/2022	MT. VERNON HIGH SCHOOL	7750	RECONCILED	1/18/2022		180.00
39493	91389	ACCOUNTS_P AYABLE	1/12/2022	NAPA	13723	RECONCILED	1/18/2022		973.52
39516	91390	ACCOUNTS_P AYABLE	1/12/2022	TREASURER STATE OF OHIO	5996	RECONCILED	1/19/2022		189.00
39508	91391	ACCOUNTS_P AYABLE	1/12/2022	QUENCH USA INC	9919	RECONCILED	1/25/2022		41.10
39484	91392	ACCOUNTS_P AYABLE	1/12/2022	RENHILL GROUP, INC.	10075	RECONCILED	1/19/2022		13,508.93
39497	91393	ACCOUNTS_P AYABLE	1/12/2022	RENWICK, WELSH & BURTON	933	RECONCILED	1/24/2022		2,500.00
39513	91394	ACCOUNTS_P AYABLE	1/12/2022	STOODT'S FRESH MARKET	13591	RECONCILED	1/25/2022		88.84
39483	91395	ACCOUNTS_P AYABLE	1/12/2022	JEFFREY STRICKLER	9905	RECONCILED	1/18/2022		90.00
39500	91396	ACCOUNTS_P AYABLE	1/12/2022	JOE SWARTZMILL ER	9786	RECONCILED	1/26/2022		90.00
39499	91397	ACCOUNTS_P AYABLE	1/12/2022	THEN DESIGN ARCHITECTU RE LTD	13501	RECONCILED	1/19/2022		2,037.77
39485	91398	ACCOUNTS_P AYABLE	1/12/2022	WEST HOLMES LOCAL SCHOOLS	13732	RECONCILED	1/21/2022		225.00
39506	91399	ACCOUNTS_P AYABLE	1/12/2022	SETH WORKMAN	13730	OUTSTANDIN G			1,150.00
39509	91400	ACCOUNTS_P AYABLE	1/12/2022	JADON WYANT	13729	RECONCILED	1/24/2022		1,150.00
39504	91401	ACCOUNTS_P AYABLE	1/12/2022	WYNFORD HIGH SCHOOL	9196	OUTSTANDIN G			200.00
39519	91402	ACCOUNTS_P AYABLE	1/13/2022	KELL ACE HARDWARE	8329	RECONCILED	1/21/2022		433.25
39528	91403	ACCOUNTS_P AYABLE	1/13/2022	MID-OHIO ED. SERVICE CENTER	69	RECONCILED	1/18/2022		24.00
39525	91404	ACCOUNTS_P AYABLE	1/13/2022	CULLIGAN QUALITY WATER	610	RECONCILED	1/20/2022		74.00
39526	91405	ACCOUNTS_P AYABLE	1/13/2022	MVD SPORTS	6482	RECONCILED	1/24/2022		958.40
39527	91406	ACCOUNTS_P AYABLE	1/13/2022	C BRETT NEUENSCH	8662	RECONCILED	1/20/2022		187.50

Start Date: 1/1/2022

End Date: 1/31/2022

LEXINGTON LOCAL SCHOOLS Disbursement Summary Report

Reference Number	Check Number	Type	Date	Name	Vendor #	Status	Reconcile Date	Void Date	Amount
39523	91407	ACCOUNTS_P AYABLE	1/13/2022	WANDER THE REHAB CENTER	11246	RECONCILED	1/21/2022		\$ 195.00
39524	91408	ACCOUNTS_P AYABLE	1/13/2022	CHRISTOPHE R GLENNON	13459	RECONCILED	1/19/2022		187.50
39529	91409	ACCOUNTS_P AYABLE	1/18/2022	SMITHFOOD S, INC	11797	RECONCILED	1/24/2022		4,776.00
39539	91410	ACCOUNTS_P AYABLE	1/19/2022	MID-OHIO ED. SERVICE CENTER	69	RECONCILED	1/26/2022		198.00
39530	91411	ACCOUNTS_P AYABLE	1/19/2022	ALFRED NICKLES BAKERY	613	RECONCILED	1/27/2022		512.05
39534	91412	ACCOUNTS_P AYABLE	1/19/2022	ASHLAND UNIVERSITY	2793	OUTSTANDIN G			1,526.39
39540	91413	ACCOUNTS_P AYABLE	1/19/2022	RICHLAND CO. JUVENILE COURT	6082	RECONCILED	1/27/2022		495.00
39535	91414	ACCOUNTS_P AYABLE	1/19/2022	SCHOOL SPECIALTY	6538	OUTSTANDIN G			214.53
39533	91415	ACCOUNTS_P AYABLE	1/19/2022	OMEA	8109	RECONCILED	1/27/2022		38.00
39537	91416	ACCOUNTS_P AYABLE	1/19/2022	GIONINO'S PIZZERIA	9153	RECONCILED	1/25/2022		43.95
39531	91417	ACCOUNTS_P AYABLE	1/19/2022	ELIZABETH A. RIEGEL	10733	OUTSTANDIN G			450.00
39541	91418	ACCOUNTS_P AYABLE	1/19/2022	KAYLA DURYEA	13100	RECONCILED	1/25/2022		75.00
39532	91419	ACCOUNTS_P AYABLE	1/19/2022	EJ THERAPY INC	13137	RECONCILED	1/26/2022		38,843.75
39538	91420	ACCOUNTS_P AYABLE	1/19/2022	AMAZON CAPITAL SERVICES	13575	RECONCILED	1/25/2022		23.73
39536	91421	ACCOUNTS_P AYABLE	1/19/2022	ASHLEY N MCLAUGHLI N	13599	RECONCILED	1/27/2022		235.00
39544	91422	ACCOUNTS_P AYABLE	1/20/2022	COLUMBIA GAS	11662	RECONCILED	1/26/2022		3,230.14
39543	91423	ACCOUNTS_P AYABLE	1/20/2022	JAMES HAYES	13087	RECONCILED	1/24/2022		776.28
39542	91424	ACCOUNTS_P AYABLE	1/20/2022	THE REHAB CENTER	11246	RECONCILED	1/28/2022		10,696.25
39587	91425	ACCOUNTS_P AYABLE	1/25/2022	CULLIGAN QUALITY WATER	610	OUTSTANDIN G			37.00
39558	91426	ACCOUNTS_P AYABLE	1/25/2022	AMERICAN ELECTRIC POWER	701	OUTSTANDIN G			42,132.39
39562	91427	ACCOUNTS_P AYABLE	1/25/2022	NORTH CENTRAL OHIO	958	OUTSTANDIN G			144.00
39583	91428	ACCOUNTS_P AYABLE	1/25/2022	J & B ACCOUSTICA L	1555	RECONCILED	1/31/2022		49.14
39574	91429	ACCOUNTS_P AYABLE	1/25/2022	COLUMBUS CLAY CO	2695	OUTSTANDIN G			47.00
39564	91430	ACCOUNTS_P AYABLE	1/25/2022	K B Z ELECTRIC INC.	3923	OUTSTANDIN G			2,861.96
39572	91431	ACCOUNTS_P AYABLE	1/25/2022	STANDARD PLUMBING & HEATING CO	4036	OUTSTANDIN G			292.50
39568	91432	ACCOUNTS_P AYABLE	1/25/2022	GRAINGER	5843	OUTSTANDIN G			174.23
39576	91433	ACCOUNTS_P	1/25/2022	LOWE'S	5906	OUTSTANDIN			16.68

Start Date: 1/1/2022

End Date: 1/31/2022

LEXINGTON LOCAL SCHOOLS

Disbursement Summary Report

Reference Number	Check Number	Type	Date	Name	Vendor #	Status	Reconcile Date	Void Date	Amount
39588	91434	AYABLE ACCOUNTS_P AYABLE	1/25/2022	SIEMENS INDUSTRY, INC.	6361	OUTSTANDIN G			\$ 1,453.42
39586	91435	AYABLE ACCOUNTS_P AYABLE	1/25/2022	CARDINAL BUS SALES & SERVICE	6515	OUTSTANDIN G			931.61
39556	91436	AYABLE ACCOUNTS_P AYABLE	1/25/2022	NATIONAL BUSINESS FURNITURE	6883	OUTSTANDIN G			438.00
39557	91437	AYABLE ACCOUNTS_P AYABLE	1/25/2022	SCHMIDT SECURITY	7215	RECONCILED	1/31/2022		183.10
39582	91438	AYABLE ACCOUNTS_P AYABLE	1/25/2022	KELL ACE HARDWARE	8329	OUTSTANDIN G			259.72
39560	91439	AYABLE ACCOUNTS_P AYABLE	1/25/2022	WOLFF BROS. SUPPLY, INC.	8585	RECONCILED	1/31/2022		428.68
39567	91440	AYABLE ACCOUNTS_P AYABLE	1/25/2022	C BRETT NEUENSCH WANDER	8662	OUTSTANDIN G			93.75
39590	91441	AYABLE ACCOUNTS_P AYABLE	1/25/2022	CARDINAL RENTAL & SALES, LTD	8777	OUTSTANDIN G			55.64
39563	91442	AYABLE ACCOUNTS_P AYABLE	1/25/2022	PAT MILLER, TREASURER	9510	OUTSTANDIN G			100.00
39555	91443	AYABLE ACCOUNTS_P AYABLE	1/25/2022	JEFFREY STRICKLER	9905	OUTSTANDIN G			21.00
39584	91444	AYABLE ACCOUNTS_P AYABLE	1/25/2022	LESCH BATTERY & POWER	9943	OUTSTANDIN G			19.98
39570	91445	AYABLE ACCOUNTS_P AYABLE	1/25/2022	REHILL GROUP, INC.	10075	OUTSTANDIN G			7,152.25
39559	91446	AYABLE ACCOUNTS_P AYABLE	1/25/2022	NETWORK SERVICES COMPANY	10101	RECONCILED	1/31/2022		513.55
39592	91447	AYABLE ACCOUNTS_P AYABLE	1/25/2022	ADVANCED KEY & LOCK SHOP	10296	OUTSTANDIN G			14.00
39589	91448	AYABLE ACCOUNTS_P AYABLE	1/25/2022	ELZY MILLING & TRADE LTD.	10593	OUTSTANDIN G			300.00
39585	91449	AYABLE ACCOUNTS_P AYABLE	1/25/2022	ELIZABETH A. RIEGEL	10733	OUTSTANDIN G			250.00
39580	91450	AYABLE ACCOUNTS_P AYABLE	1/25/2022	MENARDS	10810	OUTSTANDIN G			125.26
39569	91451	AYABLE ACCOUNTS_P AYABLE	1/25/2022	JOSTENS	10830	OUTSTANDIN G			1,015.30
39552	91452	AYABLE ACCOUNTS_P AYABLE	1/25/2022	RUMPKE	11508	OUTSTANDIN G			966.47
39566	91453	AYABLE ACCOUNTS_P AYABLE	1/25/2022	DIRECT ENERGY BUSINESS	11543	OUTSTANDIN G			5,493.29
39561	91454	AYABLE ACCOUNTS_P AYABLE	1/25/2022	DRAIN PRO	11678	OUTSTANDIN G			250.00
39575	91455	AYABLE ACCOUNTS_P AYABLE	1/25/2022	MONROEVIL LE LOCAL SCHOOLS	11850	OUTSTANDIN G			175.00
39581	91456	AYABLE ACCOUNTS_P AYABLE	1/25/2022	HIGH SCHOOL AD NETWORK LLC	12054	OUTSTANDIN G			32.00
39554	91457	AYABLE ACCOUNTS_P AYABLE	1/25/2022	GALION COMMUNITY HOSPITAL	12104	OUTSTANDIN G			165.00
39578	91458	AYABLE ACCOUNTS_P AYABLE	1/25/2022	CAROTHERS PEST	13062	OUTSTANDIN G			125.00

Start Date: 1/1/2022

End Date: 1/31/2022

LEXINGTON LOCAL SCHOOLS

Disbursement Summary Report

Reference Number	Check Number	Type	Date	Name	Vendor #	Status	Reconcile Date	Void Date	Amount
				CONTROL LLC					
39565	91459	ACCOUNTS_P AYABLE	1/25/2022	CHRISTOPHE R GLENNON	13459	RECONCILED	1/31/2022		\$ 93.75
39579	91460	ACCOUNTS_P AYABLE	1/25/2022	SHOOK CONSTRUCTI ON CO	13525	OUTSTANDIN G			1,925,365.20
39591	91461	ACCOUNTS_P AYABLE	1/25/2022	HILLYARD OHIO	13569	OUTSTANDIN G			747.49
39553	91462	ACCOUNTS_P AYABLE	1/25/2022	AMAZON CAPITAL SERVICES	13575	OUTSTANDIN G			230.30
39573	91463	ACCOUNTS_P AYABLE	1/25/2022	STEALTH PARTNER GROUP	13604	OUTSTANDIN G			40,148.69
39577	91464	ACCOUNTS_P AYABLE	1/25/2022	NAPA	13723	OUTSTANDIN G			68.37
39593	91465	ACCOUNTS_P AYABLE	1/25/2022	MAST LEPLEY	13734	OUTSTANDIN G			6,592.80
39571	91466	ACCOUNTS_P AYABLE	1/25/2022	CAROL HOUSEWORT H	13736	OUTSTANDIN G			32.20
39594	91467	ACCOUNTS_P AYABLE	1/26/2022	GRADY ENTERPRISE S, INC.	9664	OUTSTANDIN G			1,096.69
39596	91468	ACCOUNTS_P AYABLE	1/28/2022	AMANDA BADERTSCH ER	13224	OUTSTANDIN G			50.00
39595	91469	ACCOUNTS_P AYABLE	1/28/2022	AMAZON CAPITAL SERVICES	13575	OUTSTANDIN G			69.93
39609	91470	ACCOUNTS_P AYABLE	1/28/2022	ASHLEY N MCLAUGHLI N	13599	OUTSTANDIN G			235.00
39597	91471	ACCOUNTS_P AYABLE	1/28/2022	BARNES & NOBLE	2768	OUTSTANDIN G			351.60
39598	91472	ACCOUNTS_P AYABLE	1/28/2022	BRICKER & ECKLER LLP	10997	OUTSTANDIN G			1,257.40
39599	91473	ACCOUNTS_P AYABLE	1/28/2022	CARDINAL BUS SALES & SERVICE	6515	OUTSTANDIN G			1,924.24
39600	91474	ACCOUNTS_P AYABLE	1/28/2022	CASS FRAMES, INC.	7085	OUTSTANDIN G			308.00
39601	91475	ACCOUNTS_P AYABLE	1/28/2022	CBIZ BENEFITS & INSURANCE	8780	OUTSTANDIN G			2,750.00
39602	91476	ACCOUNTS_P AYABLE	1/28/2022	CenturyLink	700	OUTSTANDIN G			814.05
39603	91477	ACCOUNTS_P AYABLE	1/28/2022	COLE DISTRIBUTIN G	9752	OUTSTANDIN G			12,894.73
39622	91478	ACCOUNTS_P AYABLE	1/28/2022	JASON WHITESEL	11356	OUTSTANDIN G			1,150.00
39605	91479	ACCOUNTS_P AYABLE	1/28/2022	KEY CLUB INTERNATIO NAL	1042	OUTSTANDIN G			530.00
39607	91480	ACCOUNTS_P AYABLE	1/28/2022	LITERACY RESOURCES LLC	13531	OUTSTANDIN G			302.36
39608	91481	ACCOUNTS_P AYABLE	1/28/2022	MANSFIELD CITY SCHOOLS	5990	OUTSTANDIN G			150.00
39610	91482	ACCOUNTS_P AYABLE	1/28/2022	NORTH CENTRAL OHIO ESC	9382	OUTSTANDIN G			2,650.00

Start Date: 1/1/2022

End Date: 1/31/2022

LEXINGTON LOCAL SCHOOLS

Disbursement Summary Report

Reference Number	Check Number	Type	Date	Name	Vendor #	Status	Reconcile Date	Void Date	Amount
39611	91483	ACCOUNTS_P AYABLE	1/28/2022	OHIO.NET INTERNET PROVIDERS	13038	OUTSTANDIN G			\$ 415.64
39612	91484	ACCOUNTS_P AYABLE	1/28/2022	PHONAK, LLC	8768	OUTSTANDIN G			825.99
39614	91485	ACCOUNTS_P AYABLE	1/28/2022	REHABMART. COM	13489	OUTSTANDIN G			2,826.00
39623	91486	ACCOUNTS_P AYABLE	1/28/2022	RESERVE ACCOUNT	13707	OUTSTANDIN G			1,000.00
39606	91487	ACCOUNTS_P AYABLE	1/28/2022	RYAN KNUCKLES	10079	OUTSTANDIN G			67.10
39615	91488	ACCOUNTS_P AYABLE	1/28/2022	SCHOOL SPECIALTY	6538	OUTSTANDIN G			1,206.67
39604	91489	ACCOUNTS_P AYABLE	1/28/2022	SHELLEY GRIFFITH	6875	OUTSTANDIN G			48.00
39616	91490	ACCOUNTS_P AYABLE	1/28/2022	SPECIALIZED EDUCATION OF OHIO INC	13693	OUTSTANDIN G			3,700.40
39617	91491	ACCOUNTS_P AYABLE	1/28/2022	TEACHER SYNERGY, LLC	10984	OUTSTANDIN G			26.48
39618	91492	ACCOUNTS_P AYABLE	1/28/2022	THEODORE TOGLIATTI	13737	OUTSTANDIN G			1,150.00
39619	91493	ACCOUNTS_P AYABLE	1/28/2022	TRUCK SALES & SERVICE, INC.	8892	OUTSTANDIN G			2,538.24
39620	91494	ACCOUNTS_P AYABLE	1/28/2022	UCP OF GREATER CLEVELAND	13006	OUTSTANDIN G			8,950.00
39621	91495	ACCOUNTS_P AYABLE	1/28/2022	VERIZON WIRELESS	7415	OUTSTANDIN G			380.88
39625	91496	ACCOUNTS_P AYABLE	1/31/2022	ABC ERATE, LLC	13004	OUTSTANDIN G			750.00
39626	91497	ACCOUNTS_P AYABLE	1/31/2022	AMAZON CAPITAL SERVICES	13575	OUTSTANDIN G			246.42
39640	91498	ACCOUNTS_P AYABLE	1/31/2022	CAPITAL ONE	3469	OUTSTANDIN G			35.82
39627	91499	ACCOUNTS_P AYABLE	1/31/2022	COMDOC INC	13671	OUTSTANDIN G			4,615.32
39630	91500	ACCOUNTS_P AYABLE	1/31/2022	FAITH KASCHUBE	13738	OUTSTANDIN G			500.00
39628	91501	ACCOUNTS_P AYABLE	1/31/2022	HOBART SERVICE	636	OUTSTANDIN G			829.28
39629	91502	ACCOUNTS_P AYABLE	1/31/2022	ITsavvy	10601	OUTSTANDIN G			197.68
39631	91503	ACCOUNTS_P AYABLE	1/31/2022	LESLIE MILLER	13009	OUTSTANDIN G			450.00
39632	91504	ACCOUNTS_P AYABLE	1/31/2022	NORTH CENTRAL OHIO	958	OUTSTANDIN G			10,776.44
39633	91505	ACCOUNTS_P AYABLE	1/31/2022	OAASFEP SPRING CONFERENC E	6451	OUTSTANDIN G			475.00
39634	91506	ACCOUNTS_P AYABLE	1/31/2022	OAEP	9251	OUTSTANDIN G			235.00
39635	91507	ACCOUNTS_P AYABLE	1/31/2022	PIONEER CAREER & TECHNOLOG Y	6280	OUTSTANDIN G			25.00
39636	91508	ACCOUNTS_P AYABLE	1/31/2022	STOODT'S FRESH MARKET	13591	OUTSTANDIN G			195.47
39637	91509	ACCOUNTS_P	1/31/2022	TEAM	11017	OUTSTANDIN			28.00

Start Date: 1/1/2022

End Date: 1/31/2022

LEXINGTON LOCAL SCHOOLS Disbursement Summary Report

Reference Number	Check Number	Type	Date	Name	Vendor #	Status	Reconcile Date	Void Date	Amount
39638	91510	AYABLE ACCOUNTS_P AYABLE	1/31/2022	SPORTS, INC THE MEETING CONNECTIO N	13605	G OUTSTANDIN G			\$ 175.00
39639	91511	AYABLE ACCOUNTS_P	1/31/2022	VILLAGE OF LEXINGTON	704	G OUTSTANDIN			5,770.60
39641	91512	AYABLE ACCOUNTS_P	1/31/2022	WESTERN PSYCHOLOGI CAL SERVICES	13720	G OUTSTANDIN			105.60
39642	91513	AYABLE ACCOUNTS_P	1/31/2022	JANELLE WYANT	11426	G OUTSTANDIN			30.00
39643	91514	AYABLE ACCOUNTS_P	1/31/2022	LEXINGTON ATHLETIC DEPT.	3520	G OUTSTANDIN			4,520.00
39645	91515	AYABLE ACCOUNTS_P	1/31/2022	JAMES HAYES	13087	G OUTSTANDIN			582.21
39481	691762	AYABLE ACCOUNTS_P	1/5/2022	LEXINGTON SCHOOLS - PAYROLL	900934	RECONCILED	1/5/2022		9,138.66
39517	691763	AYABLE ACCOUNTS_P	1/12/2022	GORDON FOOD SERVICE	900652	RECONCILED	1/12/2022		19,905.15
39518	691764	AYABLE ACCOUNTS_P	1/12/2022	PURCHASE POWER	13707	RECONCILED	1/12/2022		1,576.22
39521	691765	AYABLE ACCOUNTS_P	1/13/2022	LEXINGTON SCHOOLS - PAYROLL	900934	RECONCILED	1/13/2022		18.52
39520	691766	AYABLE ACCOUNTS_P	1/13/2022	MEMO- S.E.R.S.	900997	RECONCILED	1/13/2022		2,733.42
39522	691767	AYABLE ACCOUNTS_P	1/13/2022	MEMO- S.T.R.S.	900998	RECONCILED	1/13/2022		7,077.96
39545	691768	AYABLE ACCOUNTS_P	1/21/2022	RICHLAND BANK - (MEMO FEE)	900361	RECONCILED	1/21/2022		370.98
39546	691769	AYABLE ACCOUNTS_P	1/21/2022	LEXINGTON SCHOOLS - PAYROLL	900934	RECONCILED	1/21/2022		8,047.95
39547	691770	AYABLE ACCOUNTS_P	1/21/2022	MEMO- S.E.R.S.	900997	RECONCILED	1/21/2022		47,826.00
39548	691771	AYABLE ACCOUNTS_P	1/21/2022	MEMO- S.T.R.S.	900998	RECONCILED	1/21/2022		121,834.00
39549	691772	AYABLE ACCOUNTS_P	1/21/2022	ANTHEM BENEFIT SERVICES	900902	VOID		1/31/2022	372,654.91
39550	691773	AYABLE ACCOUNTS_P	1/21/2022	MEMO- S.E.R.S.	900997	RECONCILED	1/21/2022		2,688.52
39551	691774	AYABLE ACCOUNTS_P	1/21/2022	MEMO- S.T.R.S.	900998	RECONCILED	1/21/2022		7,249.69
39624	691775	AYABLE ACCOUNTS_P	1/28/2022	MEMO-MID OHIO ESC	900069	RECONCILED	1/28/2022		37,395.06
39644	691776	AYABLE ACCOUNTS_P	1/31/2022	LEXINGTON SCHOOLS - PAYROLL	900934	RECONCILED	1/31/2022		0.60
39646	691777	PAYROLL	1/20/2022	LEXINGTON LOCAL SCHOOLS		RECONCILED	1/20/2022		597,284.32
39647	691778	AYABLE ACCOUNTS_P	1/31/2022	ANTHEM BENEFIT SERVICES	900902	RECONCILED	1/31/2022		372,699.29

Grand Total **\$ 4,637,348.03**

Start Date: 1/01/2022

End Date: 1/31/2022

LEXINGTON LOCAL SCHOOLS

Receipts Ledger Report

Receipt #	Line #	Date	Type	Description	Full Account Code	Amount
Fund: 001						
Receipt: 1211						
76644	1	1/4/2022	RC	Tuition	001-1211-0000-000000-000	\$ 2,041.23
76645	2	1/4/2022	RC	Preschool Tuition	001-1211-0000-000000-500	500.00
76658	1	1/12/2022	RC	Preschool tuition	001-1211-0000-000000-500	1,200.00
76678	1	1/21/2022	RC	Tuition	001-1211-0000-000000-000	680.41
76704	1	1/31/2022	RC	Tuition	001-1211-0000-000000-000	2,041.23
						\$ 6,462.87
Receipt: 1410						
76706	1	1/31/2022	RC	Richland Bank Interest	001-1410-0000-000000-000	2,165.69
						\$ 2,165.69
Receipt: 1740						
76650	1	1/6/2022	RC	School fees	001-1740-0000-000000-100	10.00
76674	1	1/20/2022	RC	School fees	001-1740-0000-000000-100	17.00
76691	1	1/31/2022	RC	HS Fees - Pay For It	001-1740-0000-000000-100	248.40
76691	2	1/31/2022	RC	Central Fees - Pay For It	001-1740-0000-000000-400	60.00
76691	3	1/31/2022	RC	Jr High Fees - Pay For It	001-1740-0000-000000-200	48.00
76691	4	1/31/2022	RC	Eastern Fees - Pay For It	001-1740-0000-000000-300	150.00
76691	5	1/31/2022	RC	Western Fees - Pay For It	001-1740-0000-000000-500	0.00
						\$ 533.40
Receipt: 1880						
76645	3	1/4/2022	RC	Pineridge Tax Abatement Payment	001-1880-0000-000000-000	2,470.00
						\$ 2,470.00
Receipt: 1890						
76645	4	1/4/2022	RC	Ashland University Stipend	001-1890-0000-000000-000	40.00
76658	3	1/12/2022	RC	BWC Refund	001-1890-0000-000000-000	967.26
						\$ 1,007.26
Receipt: 3110						
76660	1	1/7/2022	RC	Base Cost	001-3110-0000-000000-000	1,168,086.47
76660	3	1/7/2022	RC	Targeted Assistance	001-3110-0000-000000-000	17,853.74
76660	4	1/7/2022	RC	Special Education Funding	001-3110-0000-000000-000	17,344.04
76660	8	1/7/2022	RC	Supplement Targeted Assistance	001-3110-0000-000000-000	0.00
76660	9	1/7/2022	RC	Temporary Transitional Aid Guarantee	001-3110-0000-000000-000	0.00
76660	11	1/7/2022	RC	Transportation	001-3110-0000-000000-000	8,636.61
76660	12	1/7/2022	RC	Preschool Special Educ Funding	001-3110-0000-000000-000	4,165.59
76660	13	1/7/2022	RC	Special Educ Transportation	001-3110-0000-000000-000	2,539.37
76660	18	1/7/2022	RC	JV02 FY2021 Final #2	001-3110-0000-000000-000	(1,570.42)
76667	1	1/21/2022	RC	Base Cost	001-3110-0000-000000-000	248,181.77
76667	3	1/21/2022	RC	Targeted Assistance	001-3110-0000-000000-000	17,836.76
76667	4	1/21/2022	RC	Special Education Funding	001-3110-0000-000000-000	17,328.67

Start Date: 1/01/2022

End Date: 1/31/2022

LEXINGTON LOCAL SCHOOLS

Receipts Ledger Report

Receipt #	Line #	Date	Type	Description	Full Account Code	Amount	
76667	8	1/21/2022	RC	Supplement Targeted Assistance	001-3110-0000-000000-000	\$ 0.00	
76667	9	1/21/2022	RC	Temporary Transitional Aid Guarantee	001-3110-0000-000000-000	0.00	
76667	11	1/21/2022	RC	Transportation	001-3110-0000-000000-000	19,625.46	
76667	12	1/21/2022	RC	Formula Transition Supplement	001-3110-0000-000000-000	10,447.49	
76667	13	1/21/2022	RC	Preschool Special Educ Funding	001-3110-0000-000000-000	4,625.84	
76667	14	1/21/2022	RC	Special Educ Transportation	001-3110-0000-000000-000	18,207.02	
76667	19	1/21/2022	RC	JV02 FY2021 Final #2	001-3110-0000-000000-000	(1,570.42)	
						\$ 1,551,737.99	
Receipt:	3190						
76690	1	1/31/2022	RC	Casino Revenue	001-3190-0000-000000-000	76,131.04	
						\$ 76,131.04	
Receipt:	3211						
76660	5	1/7/2022	RC	Economic Disadvantaged Funding	001-3211-0000-000000-000	(16,400.02)	
76667	5	1/21/2022	RC	Economic Disadvantaged Funding	001-3211-0000-000000-000	(16,400.03)	
						\$ (32,800.05)	
Receipt:	3215						
76660	10	1/7/2022	RC	Career Tech Education Funding	001-3215-0000-000000-000	(5,747.17)	
76667	10	1/21/2022	RC	Career Tech Education Funding	001-3215-0000-000000-000	(5,747.17)	
						\$ (11,494.34)	
Receipt:	3216						
76660	7	1/7/2022	RC	Gifted Education Funding	001-3216-0000-000000-000	4,225.61	
76667	7	1/21/2022	RC	Gifted Education Funding	001-3216-0000-000000-000	4,407.84	
						\$ 8,633.45	
Receipt:	3217						
76660	6	1/7/2022	RC	English Learners Funding	001-3217-0000-000000-000	(1,628.94)	
76667	6	1/21/2022	RC	English Learners Funding	001-3217-0000-000000-000	(1,628.95)	
						\$ (3,257.89)	
Receipt:	3218						
76660	2	1/7/2022	RC	Base Cost - Student Wellness and Success	001-3218-0000-000000-000	165,871.46	
76667	2	1/21/2022	RC	Base Cost - Student Wellness and Success	001-3218-0000-000000-000	12,759.13	
						\$ 178,630.59	
Receipt:	3300						
76703	1	1/31/2022	RC	MEDICAID Recd -1/21	001-3300-0000-000000-000	2,574.01	
76703	2	1/31/2022	RC	MEDICAID Recd -1/27	001-3300-0000-000000-000	1,468.88	
						\$ 4,042.89	
						\$ 1,784,262.90	
Fund:	004						
Receipt:	1410						
76706	6	1/31/2022	RC	LFI Fund	004-1410-0000-000000-000	868.37	
						\$ 868.37	

Start Date: 1/01/2022

End Date: 1/31/2022

LEXINGTON LOCAL SCHOOLS Receipts Ledger Report

Receipt #	Line #	Date	Type	Description	Full Account Code	Amount
						\$ 868.37
Fund:	006					
Receipt:	1410					
76706	4	1/31/2022	RC	Richland Bank Interest	006-1410-0000-000000-000	\$ 0.00
						\$ 0.00
Receipt:	1511					
76659	26	1/7/2022	RC	HS Breakfast	006-1511-0000-000000-100	24.25
76659	27	1/7/2022	RC	Jr. Hi Breakfast	006-1511-0000-000000-200	0.50
76659	28	1/7/2022	RC	Eastern Breakfast	006-1511-0000-000000-300	0.00
76659	29	1/7/2022	RC	Central Breakfast	006-1511-0000-000000-400	0.00
76659	30	1/7/2022	RC	Western Breakfast	006-1511-0000-000000-500	0.00
76668	26	1/14/2022	RC	HS Breakfast	006-1511-0000-000000-100	23.00
76668	27	1/14/2022	RC	Jr. Hi Breakfast	006-1511-0000-000000-200	0.00
76668	28	1/14/2022	RC	Eastern Breakfast	006-1511-0000-000000-300	0.00
76668	29	1/14/2022	RC	Central Breakfast	006-1511-0000-000000-400	0.00
76668	30	1/14/2022	RC	Western Breakfast	006-1511-0000-000000-500	0.00
76669	26	1/21/2022	RC	HS Breakfast	006-1511-0000-000000-100	15.25
76669	27	1/21/2022	RC	Jr. Hi Breakfast	006-1511-0000-000000-200	2.25
76669	28	1/21/2022	RC	Eastern Breakfast	006-1511-0000-000000-300	0.00
76669	29	1/21/2022	RC	Central Breakfast	006-1511-0000-000000-400	0.00
76669	30	1/21/2022	RC	Western Breakfast	006-1511-0000-000000-500	0.00
76702	26	1/31/2022	RC	HS Breakfast	006-1511-0000-000000-100	9.75
76702	27	1/31/2022	RC	Jr. Hi Breakfast	006-1511-0000-000000-200	0.75
76702	28	1/31/2022	RC	Eastern Breakfast	006-1511-0000-000000-300	0.00
76702	29	1/31/2022	RC	Central Breakfast	006-1511-0000-000000-400	0.00
76702	30	1/31/2022	RC	Western Breakfast	006-1511-0000-000000-500	0.00
						\$ 75.75
Receipt:	1512					
76659	1	1/7/2022	RC	HS Stu. Type A	006-1512-0000-000000-100	0.00
76659	5	1/7/2022	RC	HS ROA Stu. Type A	006-1512-0000-000000-100	(494.05)
76659	6	1/7/2022	RC	Jr Hi Stu. Type A	006-1512-0000-000000-200	0.00
76659	10	1/7/2022	RC	Jr. Hi ROA Stu Type A	006-1512-0000-000000-200	(174.30)
76659	11	1/7/2022	RC	Eastern Stu. Type A	006-1512-0000-000000-300	0.00
76659	15	1/7/2022	RC	Eastern ROA Stu. Type A	006-1512-0000-000000-300	(44.34)
76659	16	1/7/2022	RC	Central Stu. Type A	006-1512-0000-000000-400	0.00
76659	20	1/7/2022	RC	Central ROA Stu. Type A	006-1512-0000-000000-400	(80.10)
76659	21	1/7/2022	RC	Western Stu. Type A	006-1512-0000-000000-500	0.00
76659	25	1/7/2022	RC	Western ROA Stu. Type A	006-1512-0000-000000-500	(28.00)
76668	1	1/14/2022	RC	HS Stu. Type A	006-1512-0000-000000-100	0.00
76668	5	1/14/2022	RC	HS ROA Stu. Type A	006-1512-0000-000000-100	(469.95)

Start Date: 1/01/2022

End Date: 1/31/2022

LEXINGTON LOCAL SCHOOLS Receipts Ledger Report

Receipt #	Line #	Date	Type	Description	Full Account Code	Amount
76668	6	1/14/2022	RC	Jr Hi Stu. Type A	006-1512-0000-000000-200	\$ 0.00
76668	10	1/14/2022	RC	Jr. Hi ROA Stu Type A	006-1512-0000-000000-200	(134.00)
76668	11	1/14/2022	RC	Eastern Stu. Type A	006-1512-0000-000000-300	0.00
76668	15	1/14/2022	RC	Eastern ROA Stu. Type A	006-1512-0000-000000-300	(128.25)
76668	16	1/14/2022	RC	Central Stu. Type A	006-1512-0000-000000-400	0.00
76668	20	1/14/2022	RC	Central ROA Stu. Type A	006-1512-0000-000000-400	12.33
76668	21	1/14/2022	RC	Western Stu. Type A	006-1512-0000-000000-500	0.00
76668	25	1/14/2022	RC	Western ROA Stu. Type A	006-1512-0000-000000-500	(36.25)
76669	1	1/21/2022	RC	HS Stu. Type A	006-1512-0000-000000-100	0.00
76669	5	1/21/2022	RC	HS ROA Stu. Type A	006-1512-0000-000000-100	(375.90)
76669	6	1/21/2022	RC	Jr Hi Stu. Type A	006-1512-0000-000000-200	0.00
76669	10	1/21/2022	RC	Jr. Hi ROA Stu Type A	006-1512-0000-000000-200	(202.50)
76669	11	1/21/2022	RC	Eastern Stu. Type A	006-1512-0000-000000-300	0.00
76669	15	1/21/2022	RC	Eastern ROA Stu. Type A	006-1512-0000-000000-300	(119.70)
76669	16	1/21/2022	RC	Central Stu. Type A	006-1512-0000-000000-400	0.00
76669	20	1/21/2022	RC	Central ROA Stu. Type A	006-1512-0000-000000-400	(55.75)
76669	21	1/21/2022	RC	Western Stu. Type A	006-1512-0000-000000-500	0.00
76669	25	1/21/2022	RC	Western ROA Stu. Type A	006-1512-0000-000000-500	(17.50)
76691	6	1/31/2022	RC	HS Lunch - Pay For It	006-1512-0000-000000-100	1,779.90
76691	7	1/31/2022	RC	Jr High Lunch - Pay For It	006-1512-0000-000000-200	586.80
76691	8	1/31/2022	RC	Eastern Lunch - Pay For It	006-1512-0000-000000-300	230.00
76691	9	1/31/2022	RC	Central Lunch - Pay For It	006-1512-0000-000000-400	115.00
76691	10	1/31/2022	RC	Western Lunch - Pay For It	006-1512-0000-000000-500	10.00
76702	1	1/31/2022	RC	HS Stu. Type A	006-1512-0000-000000-100	0.00
76702	5	1/31/2022	RC	HS ROA Stu. Type A	006-1512-0000-000000-100	(532.75)
76702	6	1/31/2022	RC	Jr Hi Stu. Type A	006-1512-0000-000000-200	0.00
76702	10	1/31/2022	RC	Jr. Hi ROA Stu Type A	006-1512-0000-000000-200	(190.90)
76702	11	1/31/2022	RC	Eastern Stu. Type A	006-1512-0000-000000-300	0.00
76702	15	1/31/2022	RC	Eastern ROA Stu. Type A	006-1512-0000-000000-300	(146.45)
76702	16	1/31/2022	RC	Central Stu. Type A	006-1512-0000-000000-400	0.00
76702	20	1/31/2022	RC	Central ROA Stu. Type A	006-1512-0000-000000-400	(93.34)
76702	21	1/31/2022	RC	Western Stu. Type A	006-1512-0000-000000-500	0.00
76702	25	1/31/2022	RC	Western ROA Stu. Type A	006-1512-0000-000000-500	(26.00)
						\$ (616.00)
Receipt:	1513					
76659	3	1/7/2022	RC	HS Stu. ALa Carte	006-1513-0000-000000-100	568.40
76659	8	1/7/2022	RC	Jr. Hi Stu. Ala Carte	006-1513-0000-000000-200	209.80
76659	13	1/7/2022	RC	Eastern Stu. Ala Carte	006-1513-0000-000000-300	133.35
76659	18	1/7/2022	RC	Central Stu. Ala Carte	006-1513-0000-000000-400	77.80
76659	23	1/7/2022	RC	Western Stu. Ala Carte	006-1513-0000-000000-500	32.50

Start Date: 1/01/2022

End Date: 1/31/2022

LEXINGTON LOCAL SCHOOLS Receipts Ledger Report

Receipt #	Line #	Date	Type	Description	Full Account Code	Amount
76668	3	1/14/2022	RC	HS Stu. ALa Carte	006-1513-0000-000000-100	\$ 642.20
76668	8	1/14/2022	RC	Jr. Hi Stu. Ala Carte	006-1513-0000-000000-200	245.00
76668	13	1/14/2022	RC	Eastern Stu. Ala Carte	006-1513-0000-000000-300	163.50
76668	18	1/14/2022	RC	Central Stu. Ala Carte	006-1513-0000-000000-400	100.00
76668	23	1/14/2022	RC	Western Stu. Ala Carte	006-1513-0000-000000-500	37.50
76669	3	1/21/2022	RC	HS Stu. ALa Carte	006-1513-0000-000000-100	550.65
76669	8	1/21/2022	RC	Jr. Hi Stu. Ala Carte	006-1513-0000-000000-200	219.75
76669	13	1/21/2022	RC	Eastern Stu. Ala Carte	006-1513-0000-000000-300	123.95
76669	18	1/21/2022	RC	Central Stu. Ala Carte	006-1513-0000-000000-400	82.25
76669	23	1/21/2022	RC	Western Stu. Ala Carte	006-1513-0000-000000-500	19.50
76702	3	1/31/2022	RC	HS Stu. ALa Carte	006-1513-0000-000000-100	701.50
76702	8	1/31/2022	RC	Jr. Hi Stu. Ala Carte	006-1513-0000-000000-200	240.40
76702	13	1/31/2022	RC	Eastern Stu. Ala Carte	006-1513-0000-000000-300	160.75
76702	18	1/31/2022	RC	Central Stu. Ala Carte	006-1513-0000-000000-400	99.85
76702	23	1/31/2022	RC	Western Stu. Ala Carte	006-1513-0000-000000-500	26.50
						\$ 4,435.15
Receipt:	1514					
76659	2	1/7/2022	RC	HS Stu. Milk	006-1514-0000-000000-100	2.00
76659	7	1/7/2022	RC	Jr. Hi. Stu Milk	006-1514-0000-000000-200	4.00
76659	12	1/7/2022	RC	Eastern Stu. Milk	006-1514-0000-000000-300	3.00
76659	17	1/7/2022	RC	Central Stu. Milk	006-1514-0000-000000-400	1.00
76659	22	1/7/2022	RC	Western Stu. Milk	006-1514-0000-000000-500	0.00
76668	2	1/14/2022	RC	HS Stu. Milk	006-1514-0000-000000-100	2.50
76668	7	1/14/2022	RC	Jr. Hi. Stu Milk	006-1514-0000-000000-200	3.00
76668	12	1/14/2022	RC	Eastern Stu. Milk	006-1514-0000-000000-300	1.50
76668	17	1/14/2022	RC	Central Stu. Milk	006-1514-0000-000000-400	1.00
76668	22	1/14/2022	RC	Western Stu. Milk	006-1514-0000-000000-500	0.50
76669	2	1/21/2022	RC	HS Stu. Milk	006-1514-0000-000000-100	0.50
76669	7	1/21/2022	RC	Jr. Hi. Stu Milk	006-1514-0000-000000-200	1.00
76669	12	1/21/2022	RC	Eastern Stu. Milk	006-1514-0000-000000-300	2.00
76669	17	1/21/2022	RC	Central Stu. Milk	006-1514-0000-000000-400	0.00
76669	22	1/21/2022	RC	Western Stu. Milk	006-1514-0000-000000-500	0.00
76702	2	1/31/2022	RC	HS Stu. Milk	006-1514-0000-000000-100	4.50
76702	7	1/31/2022	RC	Jr. Hi. Stu Milk	006-1514-0000-000000-200	3.50
76702	12	1/31/2022	RC	Eastern Stu. Milk	006-1514-0000-000000-300	0.00
76702	17	1/31/2022	RC	Central Stu. Milk	006-1514-0000-000000-400	0.00
76702	22	1/31/2022	RC	Western Stu. Milk	006-1514-0000-000000-500	0.50
						\$ 30.50
Receipt:	1523					
76659	4	1/7/2022	RC	HS Adult Ala Carte	006-1523-0000-000000-100	81.15

Start Date: 1/01/2022

End Date: 1/31/2022

LEXINGTON LOCAL SCHOOLS Receipts Ledger Report

Receipt #	Line #	Date	Type	Description	Full Account Code	Amount
76659	9	1/7/2022	RC	Jr. Hi Adult Ala Carte	006-1523-0000-000000-200	\$ 8.50
76659	14	1/7/2022	RC	Eastern Adult Ala Carte	006-1523-0000-000000-300	46.25
76659	19	1/7/2022	RC	Central Adult Ala Carte	006-1523-0000-000000-400	9.30
76659	24	1/7/2022	RC	Western Adult Ala Carte	006-1523-0000-000000-500	7.50
76668	4	1/14/2022	RC	HS Adult Ala Carte	006-1523-0000-000000-100	107.25
76668	9	1/14/2022	RC	Jr. Hi Adult Ala Carte	006-1523-0000-000000-200	25.50
76668	14	1/14/2022	RC	Eastern Adult Ala Carte	006-1523-0000-000000-300	36.25
76668	19	1/14/2022	RC	Central Adult Ala Carte	006-1523-0000-000000-400	11.50
76668	24	1/14/2022	RC	Western Adult Ala Carte	006-1523-0000-000000-500	0.00
76669	4	1/21/2022	RC	HS Adult Ala Carte	006-1523-0000-000000-100	86.65
76669	9	1/21/2022	RC	Jr. Hi Adult Ala Carte	006-1523-0000-000000-200	17.75
76669	14	1/21/2022	RC	Eastern Adult Ala Carte	006-1523-0000-000000-300	30.75
76669	19	1/21/2022	RC	Central Adult Ala Carte	006-1523-0000-000000-400	14.00
76669	24	1/21/2022	RC	Western Adult Ala Carte	006-1523-0000-000000-500	0.50
76702	4	1/31/2022	RC	HS Adult Ala Carte	006-1523-0000-000000-100	140.50
76702	9	1/31/2022	RC	Jr. Hi Adult Ala Carte	006-1523-0000-000000-200	12.75
76702	14	1/31/2022	RC	Eastern Adult Ala Carte	006-1523-0000-000000-300	47.25
76702	19	1/31/2022	RC	Central Adult Ala Carte	006-1523-0000-000000-400	14.05
76702	24	1/31/2022	RC	Western Adult Ala Carte	006-1523-0000-000000-500	0.75
						\$ 698.15
Receipt:	4120					
76689	1	1/19/2022	RC	Federal Reimb Lunch High	006-4120-0000-000000-100	22,325.77
76689	2	1/19/2022	RC	Federal Reimb Lunch Jr High	006-4120-0000-000000-200	12,762.53
76689	3	1/19/2022	RC	Federal Reimb Lunch Central	006-4120-0000-000000-400	12,628.69
76689	4	1/19/2022	RC	Federal Reimb Lunch East	006-4120-0000-000000-300	14,234.80
76689	5	1/19/2022	RC	Federal Reimb Lunch Western	006-4120-0000-000000-500	9,243.77
76689	6	1/19/2022	RC	Fed Reimb Breakfast - High	006-4120-0000-000000-100	1,524.29
76689	7	1/19/2022	RC	Federal Reimb Breakfast - Jr H	006-4120-0000-000000-200	524.51
76689	8	1/19/2022	RC	Federal Reimb Break - Central	006-4120-0000-000000-400	1,876.43
76689	9	1/19/2022	RC	Federal Reimb Break - East	006-4120-0000-000000-300	1,667.11
76689	10	1/19/2022	RC	Federal Reimb Break - Western	006-4120-0000-000000-500	2,484.66
						\$ 79,272.56
						\$ 83,896.11
Fund:	007					
Receipt:	1410					
76706	5	1/31/2022	RC	Richland Bank Int - Minutemen	007-1410-9100-000000-000	25.06
						\$ 25.06
						\$ 25.06
Fund:	010					
Receipt:	1410					

Start Date: 1/01/2022

End Date: 1/31/2022

LEXINGTON LOCAL SCHOOLS Receipts Ledger Report

Receipt #	Line #	Date	Type	Description	Full Account Code	Amount
76706	7	1/31/2022	RC	Classroom Facilities Fund	010-1410-0000-000000-000	\$ 3,469.45
						\$ 3,469.45
						\$ 3,469.45
Fund:	018					
Receipt:	1690					
76645	1	1/4/2022	RC	Merchant services pymt	018-1690-9100-000000-000	15.00
76654	1	1/10/2022	RC	MD Coffee service	018-1690-9100-000000-000	69.96
76675	1	1/20/2022	RC	MD Coffee service	018-1690-9100-000000-000	76.32
76682	1	1/26/2022	RC	MD Coffee service	018-1690-9100-000000-000	58.44
76696	1	1/31/2022	RC	MD Coffee service	018-1690-9100-000000-000	52.00
						\$ 271.72
						\$ 271.72
Fund:	019					
Receipt:	1890					
76680	3	1/21/2022	RC	PTO Recycling-Central	019-1890-9121-000000-000	1.61
76680	1	1/21/2022	RC	PTO Recycling-Eastern	019-1890-9122-000000-000	1.60
76680	2	1/21/2022	RC	PTO Recycling-Western	019-1890-9123-000000-000	1.60
						\$ 4.81
						\$ 4.81
Fund:	024					
Receipt:	1410					
76706	2	1/31/2022	RC	Richland Bank Int. 024	024-1410-0000-000000-000	15.44
						\$ 15.44
Receipt:	1872					
76671	1	1/20/2022	RC	Employees' Premiums January	024-1872-0000-000000-000	68,684.18
76672	1	1/20/2022	RC	Board's Premiums January	024-1872-0000-000000-000	372,699.29
						\$ 441,383.47
						\$ 441,398.91
Fund:	200					
Receipt:	1620					
76649	1	1/6/2022	RC	Spanish Club t-shirt sales	200-1620-9107-000000-000	120.00
						\$ 120.00
Receipt:	1690					
76673	1	1/20/2022	RC	Yearbook ad sales	200-1690-9119-000000-000	105.00
76683	1	1/26/2022	RC	Yearbook ad sales	200-1690-9119-000000-000	85.00
76698	1	1/31/2022	RC	Yearbook ad sales	200-1690-9119-000000-000	250.00
76658	4	1/12/2022	RC	Recycling - JH Informed Teens	200-1690-9612-000000-000	18.36
						\$ 458.36
						\$ 578.36
Fund:	300					

Start Date: 1/01/2022

End Date: 1/31/2022

LEXINGTON LOCAL SCHOOLS Receipts Ledger Report

Receipt #	Line #	Date	Type	Description	Full Account Code	Amount
Receipt: 1610						
76646	1	1/4/2022	RC	JH Girls BB adm vs. Mt Vernon	300-1610-9600-000000-716	\$ 208.00
76646	2	1/4/2022	RC	Winter Season Tickets	300-1610-9600-000000-000	80.00
76647	1	1/5/2022	RC	Swimming Adm vs. Ashland	300-1610-9600-000000-709	330.00
76648	1	1/6/2022	RC	JH Boys BB adm vs. Mansfield	300-1610-9600-000000-715	329.00
76651	1	1/7/2022	RC	JH Boys BB adm vs. Mansfield Online Sales	300-1610-9600-000000-715	8.00
76655	2	1/10/2022	RC	Boys BB adm vs. West Holmes	300-1610-9600-000000-707	1,324.00
76652	1	1/11/2022	RC	Boys BB adm vs. West Holmes Online Sales	300-1610-9600-000000-707	18.00
76657	2	1/11/2022	RC	Boys BB adm vs. West Holmes	300-1610-9600-000000-707	1,340.00
76656	1	1/12/2022	RC	Boys BB adm vs. Clear Fork Online Sales	300-1610-9600-000000-707	86.00
76661	1	1/14/2022	RC	Girls BB adm vs. Madison	300-1610-9600-000000-708	440.00
76662	1	1/14/2022	RC	JH Boys BB adm vs. Ashland	300-1610-9600-000000-715	510.00
76664	2	1/18/2022	RC	Boys BB adm vs. Ashland	300-1610-9600-000000-707	2,122.00
76665	1	1/19/2022	RC	Boys BB adm vs. Ashland Online Sales	300-1610-9600-000000-707	18.00
76666	1	1/21/2022	RC	Girls BB adm vs. Shelby Online Sales	300-1610-9600-000000-708	12.00
76676	1	1/21/2022	RC	Swimming Adm vs. Upper Sandusky	300-1610-9600-000000-709	362.00
76677	1	1/21/2022	RC	Girls BB adm vs. Shelby	300-1610-9600-000000-708	582.00
76679	1	1/21/2022	RC	JH Girls BB adm vs. Wooster	300-1610-9600-000000-716	152.00
76692	1	1/24/2022	RC	JH Boys BB adm vs. Ontario	300-1610-9600-000000-715	571.00
76693	1	1/24/2022	RC	Girls BB adm vs. Mansfield Sr.	300-1610-9600-000000-708	344.00
76670	1	1/26/2022	RC	Boys BB adm vs. Ontario Online Sales	300-1610-9600-000000-707	34.00
76695	1	1/28/2022	RC	Girls BB adm vs. Mt. Vernon	300-1610-9600-000000-708	478.00
76699	1	1/31/2022	RC	OCC 8th gr tourn adm	300-1610-9600-000000-716	406.00
76700	2	1/31/2022	RC	Boys BB adm vs. Galion	300-1610-9600-000000-707	1,016.00
76701	2	1/31/2022	RC	Boys BB adm vs. Mansfield Sr.	300-1610-9600-000000-707	2,186.00
						\$ 12,956.00
Receipt: 1620						
76655	1	1/10/2022	RC	Boys BB - Program sales	300-1620-9600-000000-707	40.00
76657	1	1/11/2022	RC	Boys BB - Program sales	300-1620-9600-000000-707	62.00
76664	1	1/18/2022	RC	Boys BB - Program sales	300-1620-9600-000000-707	60.00
76700	1	1/31/2022	RC	Boys BB - Program sales	300-1620-9600-000000-707	38.00
76701	1	1/31/2022	RC	Boys BB - Program sales	300-1620-9600-000000-707	64.00
						\$ 264.00
Receipt: 1690						
76646	3	1/4/2022	RC	Program Ads	300-1690-9600-000000-000	160.00
76694	1	1/28/2022	RC	WMFD Livestream Contract	300-1690-9600-000000-000	6,015.77
						\$ 6,175.77
						\$ 19,395.77
Fund: 507						
Receipt: 4220						

Start Date: 1/01/2022

End Date: 1/31/2022

LEXINGTON LOCAL SCHOOLS Receipts Ledger Report

Receipt #	Line #	Date	Type	Description	Full Account Code	Amount
76688	1	1/28/2022	RC	ARP ESSER Revenue	507-4220-9022-000000-000	\$ 90,623.30
						<u>\$ 90,623.30</u>
						<u>\$ 90,623.30</u>
Fund:	516					
Receipt:	4220					
76687	1	1/28/2022	RC	IDEA-B Revenue	516-4220-9022-000000-000	68,262.37
						<u>\$ 68,262.37</u>
						<u>\$ 68,262.37</u>
Fund:	572					
Receipt:	4220					
76686	1	1/28/2022	RC	Title I Revenue	572-4220-9022-000000-000	19,980.26
						<u>\$ 19,980.26</u>
						<u>\$ 19,980.26</u>
Fund:	587					
Receipt:	4220					
76684	1	1/28/2022	RC	ECSE Revenue	587-4220-9022-000000-000	1,225.43
						<u>\$ 1,225.43</u>
						<u>\$ 1,225.43</u>
Fund:	590					
Receipt:	4220					
76685	1	1/28/2022	RC	Title II-A Revenue	590-4220-9022-000000-000	7,074.95
						<u>\$ 7,074.95</u>
						<u>\$ 7,074.95</u>
Grand Total						<u>\$ 2,521,337.77</u>

As Of Period: 01/31/2022

LEXINGTON LOCAL SCHOOLS

Revenue Account Summary

Fund-SCC	Description	FYTDReceivable	FYTD Received	MTD Received	YTD Received
SCC:	0000				
001-0000	GENERAL FUND	\$ 25,435,041.84	\$ 12,483,644.07	\$ 1,784,262.90	\$ 1,784,262.90
		\$ 25,435,041.84	\$ 12,483,644.07	\$ 1,784,262.90	\$ 1,784,262.90
SCC:	9412				
001-9412	GENERAL BUDGET RESERVE SET- ASIDE-1%/BWC	0.00	0.00	0.00	0.00
		\$ 0.00	\$ 0.00	\$ 0.00	\$ 0.00
SCC:	0000				
002-0000	BOND RETIREMENT FUND	3,324,825.31	1,475,366.79	0.00	0.00
003-0000	PERMANENT IMPROVEMENT FUND	736,856.09	323,517.24	0.00	0.00
004-0000	LFI BUILDING FUND	3,306,596.47	3,216,625.81	868.37	868.37
006-0000	FOOD SERVICE FUND	718,413.21	533,305.36	83,896.11	83,896.11
		\$ 8,086,691.08	\$ 5,548,815.20	\$ 84,764.48	\$ 84,764.48
SCC:	9100				
007-9100	LEXINGTON MINUTEMEN ACADEMIC SCHOLARSHIP FUND	15,439.69	6,360.62	25.06	25.06
		\$ 15,439.69	\$ 6,360.62	\$ 25.06	\$ 25.06
SCC:	9800				
007-9800	TERRY McCAMMON SCHOLARSHIP FUND	8,637.77	0.00	0.00	0.00
		\$ 8,637.77	\$ 0.00	\$ 0.00	\$ 0.00
SCC:	0000				
010-0000	CLASSROOM FACILITIES CONSTRUCTION FUND	407,794.24	25,937.59	3,469.45	3,469.45
		\$ 407,794.24	\$ 25,937.59	\$ 3,469.45	\$ 3,469.45
SCC:	9100				
018-9100	HIGH SCHOOL PRINCIPAL'S FUND	5,160.88	1,826.77	271.72	271.72
		\$ 5,160.88	\$ 1,826.77	\$ 271.72	\$ 271.72
SCC:	9101				
018-9101	HIGH SCHOOL FLOWER FUND	215.00	393.00	0.00	0.00
		\$ 215.00	\$ 393.00	\$ 0.00	\$ 0.00
SCC:	9200				
018-9200	JUNIOR HIGH PRINCIPAL'S FUND	5.00	791.19	0.00	0.00
		\$ 5.00	\$ 791.19	\$ 0.00	\$ 0.00
SCC:	9300				
018-9300	EASTERN PRINCIPAL'S FUND	2,087.56	1,176.68	0.00	0.00
		\$ 2,087.56	\$ 1,176.68	\$ 0.00	\$ 0.00
SCC:	9301				
018-9301	EASTERN ELEMENTARY BOOKFAIR/BOXTOPS FUND	3,007.79	2,412.90	0.00	0.00
		\$ 3,007.79	\$ 2,412.90	\$ 0.00	\$ 0.00
SCC:	9302				

As Of Period: 01/31/2022

LEXINGTON LOCAL SCHOOLS

Revenue Account Summary

Fund-SCC	Description	FYTDReceivable	FYTD Received	MTD Received	YTD Received
018-9302	EASTERN ELEMENTARY MATH	\$ 0.00	\$ 0.00	\$ 0.00	\$ 0.00
		\$ 0.00	\$ 0.00	\$ 0.00	\$ 0.00
SCC:	9303				
018-9303	EASTERN RUN CLUB	790.00	1,075.00	0.00	0.00
		\$ 790.00	\$ 1,075.00	\$ 0.00	\$ 0.00
SCC:	9400				
018-9400	CENTRAL PRINCIPAL'S FUND	2,070.78	1,950.69	0.00	0.00
		\$ 2,070.78	\$ 1,950.69	\$ 0.00	\$ 0.00
SCC:	9401				
018-9401	CENTRAL ELEMENTARY BOOKFAIR FUND	377.80	0.00	0.00	0.00
		\$ 377.80	\$ 0.00	\$ 0.00	\$ 0.00
SCC:	9402				
018-9402	CENTRAL ELEMENTARY ART	0.00	0.00	0.00	0.00
		\$ 0.00	\$ 0.00	\$ 0.00	\$ 0.00
SCC:	9500				
018-9500	WESTERN PRINCIPAL'S FUND	3,841.82	2,071.23	0.00	0.00
		\$ 3,841.82	\$ 2,071.23	\$ 0.00	\$ 0.00
SCC:	9501				
018-9501	WESTERN ELEMENTARY BOOKFAIR/BOXTOPS FUND	2,276.69	23.00	0.00	0.00
		\$ 2,276.69	\$ 23.00	\$ 0.00	\$ 0.00
SCC:	9503				
018-9503	WESTERN ELEMENTARY ART	0.00	0.00	0.00	0.00
		\$ 0.00	\$ 0.00	\$ 0.00	\$ 0.00
SCC:	9901				
018-9901	JUNIOR HIGH TEACHER ADVISORY FUND	0.00	0.00	0.00	0.00
		\$ 0.00	\$ 0.00	\$ 0.00	\$ 0.00
SCC:	9001				
019-9001	ACADEMIC BOOSTERS GRANTS	0.00	0.00	0.00	0.00
		\$ 0.00	\$ 0.00	\$ 0.00	\$ 0.00
SCC:	9121				
019-9121	CENTRAL ELEMENTARY PTO GRANTS	1,104.75	32.44	1.61	1.61
		\$ 1,104.75	\$ 32.44	\$ 1.61	\$ 1.61
SCC:	9122				
019-9122	EASTERN ELEMENTARY PTO GRANTS	1,104.66	32.45	1.60	1.60
		\$ 1,104.66	\$ 32.45	\$ 1.60	\$ 1.60
SCC:	9123				
019-9123	WESTERN ELEMENTARY PTO GRANTS	1,104.69	32.44	1.60	1.60

As Of Period: 01/31/2022

LEXINGTON LOCAL SCHOOLS

Revenue Account Summary

Fund-SCC	Description	FYTDReceivable	FYTD Received	MTD Received	YTD Received
		\$ 1,104.69	\$ 32.44	\$ 1.60	\$ 1.60
SCC:	9200				
019-9200	RICHLAND COUNTY FOUNDATION GRANT PLAYGROUND	\$ 0.00	\$ 0.00	\$ 0.00	\$ 0.00
		\$ 0.00	\$ 0.00	\$ 0.00	\$ 0.00
SCC:	9218				
019-9218	RICH CO FOUND-WRITE STUFF STEAM KIT	0.00	0.00	0.00	0.00
		\$ 0.00	\$ 0.00	\$ 0.00	\$ 0.00
SCC:	9221				
019-9221	RICH CO FOUND-SCIENCE DISCOVERY BINS	0.00	0.00	0.00	0.00
		\$ 0.00	\$ 0.00	\$ 0.00	\$ 0.00
SCC:	9222				
019-9222	RICH CO FOUND-ONE BIG HAPPY FAMILY	0.00	0.00	0.00	0.00
		\$ 0.00	\$ 0.00	\$ 0.00	\$ 0.00
SCC:	9224				
019-9224	RICH CO FOUND-STEM SNAP CIRCUITS	0.00	0.00	0.00	0.00
		\$ 0.00	\$ 0.00	\$ 0.00	\$ 0.00
SCC:	9225				
019-9225	RICH CO FOUND GRANT-STEM MATERIALS SNAP CIRCUITS	485.94	485.94	0.00	0.00
		\$ 485.94	\$ 485.94	\$ 0.00	\$ 0.00
SCC:	9226				
019-9226	RICH CO FOUND GRANT-SCIENCE ENRICH FIELD TRIP	1,500.00	1,500.00	0.00	0.00
		\$ 1,500.00	\$ 1,500.00	\$ 0.00	\$ 0.00
SCC:	9301				
019-9301	RICH CO FOUND/SECO ROBOTICS GRANT (HEIMANN)	0.00	0.00	0.00	0.00
		\$ 0.00	\$ 0.00	\$ 0.00	\$ 0.00
SCC:	9302				
019-9302	RICH CO RETIRED TEACHERS ASSOC	0.00	0.00	0.00	0.00
		\$ 0.00	\$ 0.00	\$ 0.00	\$ 0.00
SCC:	9304				
019-9304	RICHLAND CO RETIRED TEACHERS - HS ENGLISH	0.00	200.00	0.00	0.00
		\$ 0.00	\$ 200.00	\$ 0.00	\$ 0.00
SCC:	9601				
022-9601	OHSAA TOURNAMENT AGENCY FUND	11,209.59	5,990.00	0.00	0.00

As Of Period: 01/31/2022

LEXINGTON LOCAL SCHOOLS

Revenue Account Summary

Fund-SCC	Description	FYTDReceivable	FYTD Received	MTD Received	YTD Received
		\$ 11,209.59	\$ 5,990.00	\$ 0.00	\$ 0.00
SCC:	0000				
024-0000	EMPLOYEE BENEFITS FUND FOR MEDICAL/DENTAL	\$ 5,295,144.36	\$ 3,036,856.37	\$ 441,398.91	\$ 441,398.91
034-0000	OFCC PROJECT MAINTENANCE FUND	185,752.94	80,097.07	0.00	0.00
		\$ 5,480,897.30	\$ 3,116,953.44	\$ 441,398.91	\$ 441,398.91
SCC:	9101				
200-9101	HIGH SCHOOL ART CLUB	0.00	0.00	0.00	0.00
		\$ 0.00	\$ 0.00	\$ 0.00	\$ 0.00
SCC:	9102				
200-9102	HIGH SCHOOL DRAMA CLUB	1,469.00	1,090.24	0.00	0.00
		\$ 1,469.00	\$ 1,090.24	\$ 0.00	\$ 0.00
SCC:	9103				
200-9103	HIGH SCHOOL MATH CLUB	0.00	0.00	0.00	0.00
		\$ 0.00	\$ 0.00	\$ 0.00	\$ 0.00
SCC:	9104				
200-9104	HIGH SCHOOL LEADERSHIP COUNCIL	0.00	1,607.00	0.00	0.00
		\$ 0.00	\$ 1,607.00	\$ 0.00	\$ 0.00
SCC:	9105				
200-9105	HIGH SCHOOL FRENCH CLUB	30.00	0.00	0.00	0.00
		\$ 30.00	\$ 0.00	\$ 0.00	\$ 0.00
SCC:	9107				
200-9107	HIGH SCHOOL SPANISH CLUB	0.00	120.00	120.00	120.00
		\$ 0.00	\$ 120.00	\$ 120.00	\$ 120.00
SCC:	9108				
200-9108	HIGH SCHOOL LEO CLUB	0.00	148.25	0.00	0.00
		\$ 0.00	\$ 148.25	\$ 0.00	\$ 0.00
SCC:	9114				
200-9114	HIGH SCHOOL STUDENT COUNCIL FUND	973.00	909.56	0.00	0.00
		\$ 973.00	\$ 909.56	\$ 0.00	\$ 0.00
SCC:	9115				
200-9115	HIGH SCHOOL KEY CLUB	500.25	1,029.30	0.00	0.00
		\$ 500.25	\$ 1,029.30	\$ 0.00	\$ 0.00
SCC:	9116				
200-9116	HIGH SCHOOL CHESS CLUB	0.00	0.00	0.00	0.00
		\$ 0.00	\$ 0.00	\$ 0.00	\$ 0.00
SCC:	9119				
200-9119	HIGH SCHOOL YEARBOOK FUND	11,564.00	11,032.50	440.00	440.00
		\$ 11,564.00	\$ 11,032.50	\$ 440.00	\$ 440.00

As Of Period: 01/31/2022

LEXINGTON LOCAL SCHOOLS

Revenue Account Summary

Fund-SCC	Description	FYTDReceivable	FYTD Received	MTD Received	YTD Received
SCC:	9120				
200-9120	HIGH SCHOOL JOURNALISM FUND	\$ 0.00	\$ 0.00	\$ 0.00	\$ 0.00
		\$ 0.00	\$ 0.00	\$ 0.00	\$ 0.00
SCC:	9121				
200-9121	HIGH SCHOOL NATIONAL HONOR SOCIETY	1,379.50	4,311.90	0.00	0.00
		\$ 1,379.50	\$ 4,311.90	\$ 0.00	\$ 0.00
SCC:	9201				
200-9201	JUNIOR HIGH ART CLUB	178.15	0.00	0.00	0.00
		\$ 178.15	\$ 0.00	\$ 0.00	\$ 0.00
SCC:	9204				
200-9204	JUNIOR HIGH STUDENT COUNCIL FUND	0.00	853.00	0.00	0.00
		\$ 0.00	\$ 853.00	\$ 0.00	\$ 0.00
SCC:	9205				
200-9205	JUNIOR HIGH LIBRARY CLUB	0.00	0.00	0.00	0.00
		\$ 0.00	\$ 0.00	\$ 0.00	\$ 0.00
SCC:	9301				
200-9301	EASTERN ELEMENTARY STUDENT ACTIVITY FUND	639.70	0.00	0.00	0.00
		\$ 639.70	\$ 0.00	\$ 0.00	\$ 0.00
SCC:	9302				
200-9302	EASTERN ELEMENTARY ROBOTICS FUND	0.00	0.00	0.00	0.00
		\$ 0.00	\$ 0.00	\$ 0.00	\$ 0.00
SCC:	9611				
200-9611	HIGH SCHOOL INFORMED TEENS FUND	0.00	0.00	0.00	0.00
		\$ 0.00	\$ 0.00	\$ 0.00	\$ 0.00
SCC:	9612				
200-9612	JUNIOR HIGH INFORMED TEENS FUND	554.36	36.66	18.36	18.36
		\$ 554.36	\$ 36.66	\$ 18.36	\$ 18.36
SCC:	9115				
300-9115	JAZZ BAND	0.00	0.00	0.00	0.00
		\$ 0.00	\$ 0.00	\$ 0.00	\$ 0.00
SCC:	9116				
300-9116	CHOIR	0.00	0.00	0.00	0.00
		\$ 0.00	\$ 0.00	\$ 0.00	\$ 0.00
SCC:	9206				
300-9206	JUNIOR HIGH PHYS ED DEPARTMENT FUND	150.00	470.00	0.00	0.00
		\$ 150.00	\$ 470.00	\$ 0.00	\$ 0.00

As Of Period: 01/31/2022

LEXINGTON LOCAL SCHOOLS

Revenue Account Summary

Fund-SCC	Description	FYTDReceivable	FYTD Received	MTD Received	YTD Received
SCC:	9210				
300-9210	JR HIGH INSTRUMENTAL	\$ 0.00	\$ 0.00	\$ 0.00	\$ 0.00
		\$ 0.00	\$ 0.00	\$ 0.00	\$ 0.00
SCC:	9600				
300-9600	ATHLETIC FUND	232,010.00	176,697.68	19,395.77	19,395.77
		\$ 232,010.00	\$ 176,697.68	\$ 19,395.77	\$ 19,395.77
SCC:	9601				
300-9601	ATHLETIC CAPITAL FUND	25,000.00	28,500.00	0.00	0.00
		\$ 25,000.00	\$ 28,500.00	\$ 0.00	\$ 0.00
SCC:	9602				
300-9602	ORCHESTRA	0.00	0.00	0.00	0.00
		\$ 0.00	\$ 0.00	\$ 0.00	\$ 0.00
SCC:	9603				
300-9603	ELEMENTARY MUSIC	0.00	0.00	0.00	0.00
		\$ 0.00	\$ 0.00	\$ 0.00	\$ 0.00
SCC:	9605				
300-9605	BAND	0.00	0.00	0.00	0.00
		\$ 0.00	\$ 0.00	\$ 0.00	\$ 0.00
SCC:	9022				
451-9022	Network Connectivity FY2022	9,000.00	4,500.00	0.00	0.00
		\$ 9,000.00	\$ 4,500.00	\$ 0.00	\$ 0.00
SCC:	9922				
451-9922	Emergency Connectivity FY2022	0.00	0.00	0.00	0.00
		\$ 0.00	\$ 0.00	\$ 0.00	\$ 0.00
SCC:	0000				
467-0000	STUDENT WELLNESS AND SUCCESS FUND	410,490.45	0.00	0.00	0.00
		\$ 410,490.45	\$ 0.00	\$ 0.00	\$ 0.00
SCC:	9022				
499-9022	SCHOOL SAFETY GRANT FY22	0.00	12,461.88	0.00	0.00
507-9022	ESSER ARP FUNDING	2,014,488.04	310,687.45	90,623.30	90,623.30
		\$ 2,014,488.04	\$ 323,149.33	\$ 90,623.30	\$ 90,623.30
SCC:	9921				
507-9921	ESSER II FUNDING	186,028.26	99,601.28	0.00	0.00
		\$ 186,028.26	\$ 99,601.28	\$ 0.00	\$ 0.00
SCC:	9021				
516-9021	IDEA-B SPECIAL EDUCATION FY21	113,210.51	46,686.68	0.00	0.00
		\$ 113,210.51	\$ 46,686.68	\$ 0.00	\$ 0.00
SCC:	9022				
516-9022	IDEA-B SPECIAL EDUCATION FY22	675,511.47	258,065.65	68,262.37	68,262.37
		\$ 675,511.47	\$ 258,065.65	\$ 68,262.37	\$ 68,262.37

As Of Period: 01/31/2022

LEXINGTON LOCAL SCHOOLS

Revenue Account Summary

Fund-SCC	Description	FYTDReceivable	FYTD Received	MTD Received	YTD Received
SCC:	9922				
516-9922	IDEA PART B GRANTS	\$ 0.00	\$ 38,110.80	\$ 0.00	\$ 0.00
		\$ 0.00	\$ 38,110.80	\$ 0.00	\$ 0.00
SCC:	9021				
572-9021	TITLE I FY21	16,496.04	14,806.46	0.00	0.00
		\$ 16,496.04	\$ 14,806.46	\$ 0.00	\$ 0.00
SCC:	9022				
572-9022	TITLE I FY22	267,309.17	110,885.17	19,980.26	19,980.26
584-9022	TITLE IV FY22	29,064.89	19,744.37	0.00	0.00
587-9022	EARLY CHILDHOOD SPECIAL EDUCATION IDEA FY22	12,213.91	5,223.40	1,225.43	1,225.43
590-9022	TITLE II-A IMPROVING TEACHER QUALITY FY22	55,303.27	35,157.12	7,074.95	7,074.95
		\$ 363,891.24	\$ 171,010.06	\$ 28,280.64	\$ 28,280.64
SCC:	9921				
599-9921	RICHLAND COUNTY MOBILE HOT SPOT GRANT	0.00	0.00	0.00	0.00
		\$ 0.00	\$ 0.00	\$ 0.00	\$ 0.00
Grand Total		\$ 43,534,408.84	\$ 22,384,441.00	\$ 2,521,337.77	\$ 2,521,337.77

As Of Period: 01/31/2022

LEXINGTON LOCAL SCHOOLS

Appropriation Summary Report

Fund-SCC	Description	FYTD Appropriated	Prior Year Encumbrance	FYTD Expendable	FYTD Expended	MTD Expended	Encumbrance	Future Encumbrance	FYTD Unencumbered	Percent Expended/Encumbered
001-0000	GENERAL FUND	\$ 24,909,333.12	\$ 423,314.61	\$ 25,332,647.73	\$ 13,640,877.79	\$ 1,992,636.57	\$ 1,536,816.11	\$ (14,256.02)	\$ 10,154,953.83	59.91 %
001-9412	GENERAL BUDGET RESERVE SET-ASIDE-1%/BWC	0.00	0.00	0.00	0.00	0.00	0.00	0.00	0.00	0.00
002-0000	BOND RETIREMENT FUND	3,664,681.26	0.00	3,664,681.26	2,694,074.94	0.00	935,828.13	0.00	34,778.19	99.05
003-0000	PERMANENT IMPROVEMENT FUND	1,121,842.84	82,944.21	1,204,787.05	323,734.45	62,959.47	642,892.04	(2,410.00)	238,160.56	80.23
004-0000	LFI BUILDING FUND	3,306,424.81	7,821,444.81	11,127,869.62	5,444,202.77	683,635.70	2,427,242.04	(6,111.65)	3,256,424.81	70.74
006-0000	FOOD SERVICE FUND	712,348.66	6,872.37	719,221.03	483,133.52	72,126.85	78,337.67	(72.08)	157,749.84	78.07
007-9100	LEXINGTON MINUTEMEN ACADEMIC SCHOLARSHIP FUND	15,000.00	3,500.00	18,500.00	8,550.00	8,550.00	10,500.00	0.00	(550.00)	102.97
007-9800	TERRY McCAMMON SCHOLARSHIP FUND	0.00	0.00	0.00	22,101.59	0.00	0.00	0.00	(22,101.59)	0.00
010-0000	CLASSROOM FACILITIES CONSTRUCTION FUND	1,733,446.03	35,629,274.28	37,362,720.31	14,632,011.61	1,233,262.90	24,404,432.26	67,055.29	(1,673,723.56)	104.48
018-9100	HIGH SCHOOL PRINCIPAL'S FUND	5,523.51	323.31	5,846.82	1,792.06	325.62	886.31	0.00	3,168.45	45.81
018-9101	HIGH SCHOOL FLOWER FUND	209.00	0.00	209.00	228.39	78.89	25.00	0.00	(44.39)	121.24
018-9200	JUNIOR HIGH PRINCIPAL'S FUND	142.45	5,880.00	6,022.45	7.83	0.00	6,197.67	(60.00)	(183.05)	103.04
018-9300	EASTERN PRINCIPAL'S FUND	3,088.80	386.00	3,474.80	843.19	(120.00)	742.20	(120.00)	1,889.41	45.63
018-9301	EASTERN ELEMENTARY BOOKFAIR/BOXTOP S FUND	6,612.15	0.00	6,612.15	2,668.70	0.00	0.00	0.00	3,943.45	40.36
018-9302	EASTERN ELEMENTARY MATH	1,036.52	0.00	1,036.52	0.00	0.00	0.00	0.00	1,036.52	0.00
018-9303	EASTERN RUN CLUB	1,286.73	0.00	1,286.73	1,191.87	0.00	204.86	0.00	(110.00)	108.55
018-9400	CENTRAL PRINCIPAL'S FUND	7,500.00	81.83	7,581.83	2,322.12	845.00	185.32	0.00	5,074.39	33.07
018-9401	CENTRAL ELEMENTARY BOOKFAIR FUND	5,129.31	0.00	5,129.31	359.97	178.72	1,140.03	0.00	3,629.31	29.24
018-9402	CENTRAL	1,500.00	0.00	1,500.00	0.00	0.00	0.00	0.00	1,500.00	0.00

LEXINGTON LOCAL SCHOOLS Appropriation Summary Report

Fund-SCC	Description	FYTD Appropriated	Prior Year Encumbrance	FYTD Expendable	FYTD Expended	MTD Expended	Encumbrance	Future Encumbrance	FYTD Unencumbered	Percent Expended/Encumbered
018-9500	ELEMENTARY ART WESTERN PRINCIPAL'S FUND	\$ 9,566.98	\$ 1,527.99	\$ 11,094.97	\$ 2,445.00	\$ 0.00	\$ 11.65	\$ 0.00	\$ 8,638.32	22.14 %
018-9501	WESTERN ELEMENTARY BOOKFAIR/BOXTOPS FUND	6,500.00	0.00	6,500.00	8.45	0.00	0.00	0.00	6,491.55	0.13
018-9503	WESTERN ELEMENTARY ART	1,986.42	0.00	1,986.42	0.00	0.00	0.00	0.00	1,986.42	0.00
018-9901	JUNIOR HIGH TEACHER ADVISORY FUND	109.25	0.00	109.25	0.00	0.00	0.00	0.00	109.25	0.00
019-9001	ACADEMIC BOOSTERS GRANTS	769.07	0.00	769.07	0.00	0.00	0.00	0.00	769.07	0.00
019-9121	CENTRAL ELEMENTARY PTO GRANTS	2,306.26	0.00	2,306.26	0.00	0.00	0.00	0.00	2,306.26	0.00
019-9122	EASTERN ELEMENTARY PTO GRANTS	2,401.33	0.00	2,401.33	0.00	0.00	0.00	0.00	2,401.33	0.00
019-9123	WESTERN ELEMENTARY PTO GRANTS	3,139.13	0.00	3,139.13	0.00	0.00	0.00	0.00	3,139.13	0.00
019-9200	RICHLAND COUNTY FOUNDATION GRANT PLAYGROUND	200.00	0.00	200.00	0.00	0.00	0.00	0.00	200.00	0.00
019-9218	RICH CO FOUND-WRITE STUFF STEAM KIT	52.93	0.00	52.93	52.93	0.00	0.00	0.00	0.00	100.00
019-9221	RICH CO FOUND-SCIENCE DISCOVERY BINS	0.95	0.00	0.95	0.95	0.00	0.00	0.00	0.00	100.00
019-9222	RICH CO FOUND-ONE BIG HAPPY FAMILY	2.41	0.00	2.41	2.41	0.00	0.00	0.00	0.00	100.00
019-9224	RICH CO FOUND-STEM SNAP CIRCUITS	66.36	0.00	66.36	66.36	0.00	0.00	0.00	0.00	100.00
019-9225	RICH CO FOUND GRANT-STEM MATERIALS SNAP CIRCUITS	485.94	0.00	485.94	486.04	0.00	0.00	0.00	(0.10)	100.02
019-9226	RICH CO FOUND GRANT-SCIENCE ENRICH FIELD TRIP	1,500.00	0.00	1,500.00	0.00	0.00	0.00	0.00	1,500.00	0.00
019-9301	RICH CO FOUND/SECO	31.72	0.00	31.72	0.00	0.00	0.00	0.00	31.72	0.00

LEXINGTON LOCAL SCHOOLS Appropriation Summary Report

Fund-SCC	Description	FYTD Appropriated	Prior Year Encumbrance	FYTD Expendable	FYTD Expended	MTD Expended	Encumbrance	Future Encumbrance	FYTD Unencumbered	Percent Expended/Encumbered
019-9302	ROBOTICS GRANT (HEIMANN) RICH CO RETIRED TEACHERS ASSOC	\$ 150.00	\$ 0.00	\$ 150.00	\$ 0.00	\$ 0.00	\$ 0.00	\$ 0.00	\$ 150.00	0.00 %
019-9304	RICHLAND CO RETIRED TEACHERS - HS ENGLISH	0.00	0.00	0.00	0.00	0.00	0.00	0.00	0.00	0.00
022-9601	OHSAA TOURNAMENT AGENCY FUND	11,209.59	0.00	11,209.59	1,113.63	0.00	13,071.05	0.00	(2,975.09)	126.54
024-0000	EMPLOYEE BENEFITS FUND FOR MEDICAL/DENTAL	5,446,545.00	252,504.20	5,699,049.20	3,387,939.27	560,834.70	473,601.31	0.00	1,837,508.62	67.76
034-0000	OFCC PROJECT MAINTENANCE FUND	5,000.00	0.00	5,000.00	1,259.95	0.00	0.00	0.00	3,740.05	25.20
200-9101	HIGH SCHOOL ART CLUB	372.46	0.00	372.46	0.00	0.00	0.00	0.00	372.46	0.00
200-9102	HIGH SCHOOL DRAMA CLUB	20,000.00	510.00	20,510.00	3,949.22	510.00	0.00	0.00	16,560.78	19.26
200-9103	HIGH SCHOOL MATH CLUB	52.70	0.00	52.70	0.00	0.00	0.00	0.00	52.70	0.00
200-9104	HIGH SCHOOL LEADERSHIP COUNCIL	697.11	0.00	697.11	1,225.00	0.00	0.00	0.00	(527.89)	175.73
200-9105	HIGH SCHOOL FRENCH CLUB	379.75	0.00	379.75	0.00	0.00	0.00	0.00	379.75	0.00
200-9107	HIGH SCHOOL SPANISH CLUB	568.50	0.00	568.50	0.00	0.00	252.00	0.00	316.50	44.33
200-9108	HIGH SCHOOL LEO CLUB	1,000.00	0.00	1,000.00	67.10	67.10	782.90	0.00	150.00	85.00
200-9114	HIGH SCHOOL STUDENT COUNCIL FUND	2,500.00	0.00	2,500.00	781.91	0.00	743.14	0.00	974.95	61.00
200-9115	HIGH SCHOOL KEY CLUB	1,000.00	0.00	1,000.00	530.00	530.00	0.00	0.00	470.00	53.00
200-9116	HIGH SCHOOL CHESS CLUB	321.00	0.00	321.00	0.00	0.00	0.00	0.00	321.00	0.00
200-9119	HIGH SCHOOL YEARBOOK FUND	20,000.00	13,273.53	33,273.53	6,050.64	55.66	22,307.89	0.00	4,915.00	85.23
200-9120	HIGH SCHOOL JOURNALISM FUND	250.00	0.00	250.00	0.00	0.00	0.00	0.00	250.00	0.00
200-9121	HIGH SCHOOL NATIONAL HONOR SOCIETY	1,328.65	0.00	1,328.65	2,759.09	0.00	0.00	0.00	(1,430.44)	207.66
200-9201	JUNIOR HIGH ART	485.00	200.25	685.25	200.25	0.00	0.00	0.00	485.00	29.22

As Of Period: 01/31/2022

LEXINGTON LOCAL SCHOOLS

Appropriation Summary Report

Fund-SCC	Description	FYTD Appropriated	Prior Year Encumbrance	FYTD Expendable	FYTD Expended	MTD Expended	Encumbrance	Future Encumbrance	FYTD Unencumbered	Percent Expended/Encumbered
	CLUB									
200-9204	JUNIOR HIGH STUDENT COUNCIL FUND	\$ 1,500.00	\$ 0.00	\$ 1,500.00	\$ 554.09	\$ 0.00	\$ 31.98	\$ 0.00	\$ 913.93	39.07 %
200-9205	JUNIOR HIGH LIBRARY CLUB	77.65	0.00	77.65	0.00	0.00	0.00	0.00	77.65	0.00
200-9301	EASTERN ELEMENTARY STUDENT ACTIVITY FUND	1,762.93	0.00	1,762.93	0.00	0.00	0.00	0.00	1,762.93	0.00
200-9302	EASTERN ELEMENTARY ROBOTICS FUND	575.16	0.00	575.16	0.00	0.00	0.00	0.00	575.16	0.00
200-9611	HIGH SCHOOL INFORMED TEENS FUND	903.63	0.00	903.63	0.00	0.00	0.00	0.00	903.63	0.00
200-9612	JUNIOR HIGH INFORMED TEENS FUND	1,375.08	0.00	1,375.08	241.86	241.86	0.00	0.00	1,133.22	17.59
300-9115	JAZZ BAND	757.61	755.00	1,512.61	0.00	0.00	755.00	0.00	757.61	49.91
300-9116	CHOIR	1,284.95	0.00	1,284.95	0.00	0.00	0.00	0.00	1,284.95	0.00
300-9206	JUNIOR HIGH PHYS ED DEPARTMENT FUND	3,000.00	0.00	3,000.00	446.61	0.00	843.36	0.00	1,710.03	43.00
300-9210	JR HIGH INSTRUMENTAL	41.03	0.00	41.03	0.00	0.00	0.00	0.00	41.03	0.00
300-9600	ATHLETIC FUND	232,010.00	1,783.24	233,793.24	134,608.56	21,515.36	41,746.19	(1,107.30)	57,438.49	75.43
300-9601	ATHLETIC CAPITAL FUND	45,000.00	0.00	45,000.00	34,250.00	0.00	9,000.00	0.00	1,750.00	96.11
300-9602	ORCHESTRA	63.22	0.00	63.22	0.00	0.00	0.00	0.00	63.22	0.00
300-9603	ELEMENTARY MUSIC	1,572.09	0.00	1,572.09	0.00	0.00	0.00	0.00	1,572.09	0.00
300-9605	BAND	232.95	0.00	232.95	0.00	0.00	0.00	0.00	232.95	0.00
451-9022	Network Connectivity FY2022	9,000.00	0.00	9,000.00	9,000.00	0.00	0.00	0.00	0.00	100.00
451-9922	Emergency Connectivity FY2022	0.00	0.00	0.00	0.00	0.00	289,000.00	0.00	(289,000.00)	0.00
467-0000	STUDENT WELLNESS AND SUCCESS FUND	411,376.97	27,112.82	438,489.79	57,776.88	0.00	0.00	0.00	380,712.91	13.18
499-9022	SCHOOL SAFETY GRANT FY22	0.00	0.00	0.00	0.00	0.00	0.00	0.00	0.00	0.00
507-9022	ESSER ARP FUNDING	2,014,488.04	0.00	2,014,488.04	347,717.57	42,313.63	116,500.71	(499.98)	1,550,269.76	23.04
507-9921	ESSER II FUNDING	183,432.26	2,596.00	186,028.26	100,296.91	303.58	16,136.80	0.00	69,594.55	62.59
516-9021	IDEA-B SPECIAL EDUCATION FY21	3,500.00	77,470.19	80,970.19	10,946.36	0.00	77,470.19	0.00	(7,446.36)	109.20

LEXINGTON LOCAL SCHOOLS Appropriation Summary Report

Fund-SCC	Description	FYTD Appropriated	Prior Year Encumbrance	FYTD Expendable	FYTD Expended	MTD Expended	Encumbrance	Future Encumbrance	FYTD Unencumbered	Percent Expended/Encumbered
516-9022	IDEA-B SPECIAL EDUCATION FY22	\$ 672,011.47	\$ 0.00	\$ 672,011.47	\$ 292,356.92	\$ 67,839.73	\$ 221,443.49	\$ (8,725.33)	\$ 158,211.06	76.46 %
516-9922	IDEA PART B GRANTS	0.00	0.00	0.00	67,254.47	14,574.08	36,369.43	0.00	(103,623.90)	0.00
572-9021	TITLE I FY21	0.00	2,217.72	2,217.72	528.14	0.00	2,267.72	0.00	(578.14)	126.07
572-9022	TITLE I FY22	267,309.17	0.00	267,309.17	125,028.18	22,350.06	317.62	0.00	141,963.37	46.89
584-9022	TITLE IV FY22	29,064.89	0.00	29,064.89	19,744.37	0.00	250.00	0.00	9,070.52	68.79
587-9022	EARLY CHILDHOOD SPECIAL EDUCATION IDEA FY22	12,213.91	0.00	12,213.91	6,742.93	1,384.93	6,240.11	(201.89)	(769.13)	106.30
590-9022	TITLE II-A IMPROVING TEACHER QUALITY FY22	55,303.27	0.00	55,303.27	40,604.15	8,280.74	0.00	0.00	14,699.12	73.42
599-9921	RICHLAND COUNTY MOBILE HOT SPOT GRANT	0.00	600.00	600.00	614.96	0.00	600.00	0.00	(614.96)	202.49
Grand Total		\$ 44,983,939.98	\$ 44,354,572.36	\$ 89,338,512.34	\$ 41,915,751.96	\$ 4,795,281.15	\$ 31,375,172.18	\$ 33,491.04	\$ 16,047,588.20	