



LEXINGTON LOCAL SCHOOLS



FINANCIAL REPORT
FOR THE PERIOD ENDING
JANUARY 31, 2017

PREPARED BY
JASON WHITESEL, TREASURER



DATE: 02/03/2017
 TIME: 09:04

LEXINGTON LOCAL SCHOOLS
 CASH RECONCILIATION AS OF 01/31/2017

PAGE: 1
 (USAEMSED)

	SUB-TOTALS	TOTALS
	-----	-----
Gross Depository Balances:		
RICHLAND BANK MMA 5719	\$ 3,029,967.26	
RICHLAND BANK SWEEP ACCT 3520	599,941.28	
RICHLAND BANK GENERAL ACCT 0580	300,625.00	
RICHLAND BANK ANTHEM SWEEP 3523	460,584.32	
RICHLAND BANK EE BENEFITS 3180	279.45	
RICHLAND BANK PAYROLL ACCT 9780	1,119.43	
RICHLAND BANK ATHLETIC ACCT 3280	2,695.00	

Total Depository Balances (Gross)		\$ 4,395,211.74
Adjustments to Bank Balance:		
Cash in Transit to Bank	\$ 4,676.85	
Outstanding Checks	96,005.76-	
Adjustments	450.41-	
Municipal Income Tax -450.41		

Total Adjustments to Bank Balance		91,779.32-
Investments:		
Treasury Bonds and Notes	\$ 1,075,284.50	
Certificate of Deposits	2,925,000.00	
Other Securities	0.00	
Other Investments:		
Richland Bank - Money Market	33,886.95	

Total Investments		4,034,171.45
Cash on Hand:		
Petty Cash:		
TREASURER'S OFFICE	\$ 100.00	
HIGH SCHOOL	50.00	
JUNIOR HIGH SCHOOL	50.00	
EASTERN, CENTRAL, WESTERN	150.00	
Change Cash:		
ATHLETIC CHANGE	\$ 3,000.00	
CAFETERIA CHANGE	440.00	
JUNIOR HIGH SCHOOL	100.00	
Cash with Fiscal Agent	0.00	

Total Cash on Hand		3,890.00

Total Balances		\$ 8,341,493.87
		=====
Total Fund Balance		\$ 8,341,493.87
		=====
Depository Clearance Accounts:		

Total Clearance Account Balances		\$ 0.00

January 01, 2017 To January 31, 2017

Account Name : Lexington Local SD Managing Agency

Account No : 5750

Summary Of Investment Holdings

Quantity	Description			Unit Value	Market Value	Tax Cost	Estimated Ann Inc	Yield To Mkt
<u>Money Market - Taxable</u>								
33,886.95	Northern Instl Government Select Portfolio			1.0000	33,886.95	33,886.95	135.55	0.40%
<i>Totals</i>					33,886.95	33,886.95	135.55	0.40%
<u>Marketable CD</u>								
100,000	Transportation Alliance Bk	0.800%	07/05/2017	100.0917	100,091.70	100,000.00	800.00	0.80%
200,000	Apple Bank for Savings	0.850%	10/06/2017	100.1452	200,290.40	200,000.00	1,700.00	0.85%
200,000	Wells Fargo Bank NA	1.000%	12/06/2017	100.1253	200,250.60	200,000.00	2,000.00	1.00%
150,000	Comenity Capital Bank	1.150%	08/29/2018	99.5695	149,354.25	150,000.00	1,725.00	1.15%
200,000	Franklin Synergy Bank	1.100%	10/09/2018	100.0605	200,121.00	200,000.00	2,200.00	1.10%
200,000	Farm Bureau Bank	1.100%	12/17/2018	99.6142	199,228.40	200,000.00	2,200.00	1.10%
150,000	Ally Bank Midvale UT	1.450%	02/11/2019	100.5293	150,793.95	150,000.00	2,175.00	1.44%
200,000	Capital One Bank USA	1.200%	08/12/2019	99.0909	198,181.80	200,000.00	2,400.00	1.21%
100,000	First Financial NW Inc WA	1.450%	08/19/2019	99.9985	99,998.50	100,000.00	1,450.00	1.45%
200,000	Abacus Federal Savings Bank	1.250%	09/17/2019	99.4226	198,845.20	200,000.00	2,500.00	1.26%
200,000	Alma Bank NY	1.300%	06/10/2020	98.8938	197,787.60	200,000.00	2,600.00	1.31%
150,000	Community Finl Svcs Bank	1.500%	08/19/2020	99.3149	148,972.35	150,000.00	2,250.00	1.51%
175,000	Unison Bank	1.500%	11/25/2020	100.8820	176,543.50	175,000.00	2,625.00	1.49%
200,000	Goldman Sachs Bank USA	1.850%	02/17/2021	100.0021	200,004.20	200,000.00	3,700.00	1.85%
200,000	MB Financial Bank NA	1.400%	03/30/2021	100.1230	200,246.00	200,000.00	2,800.00	1.40%
100,000	BankVista Sartell MN	1.400%	04/06/2021	98.0992	98,099.20	100,000.00	1,400.00	1.43%
200,000	Bank Of Santa Clarita	1.400%	04/15/2021	98.0705	196,141.00	200,000.00	2,800.00	1.43%
<i>Totals</i>					2,914,949.65	2,925,000.00	37,325.00	1.28%
<u>U.S. Govt Agv/Exempt State</u>								
125,000	FHLB	1.050%	06/04/2018	99.2773	124,096.63	124,987.50	1,312.50	1.06%
150,000	FHLB	1.000%	08/28/2018	99.5352	149,302.80	150,000.00	1,500.00	1.00%
<i>Totals</i>					273,399.43	274,987.50	2,812.50	1.03%

January 01, 2017 To January 31, 2017

Account Name : Lexington Local SD Managing Agency

Account No : 5750

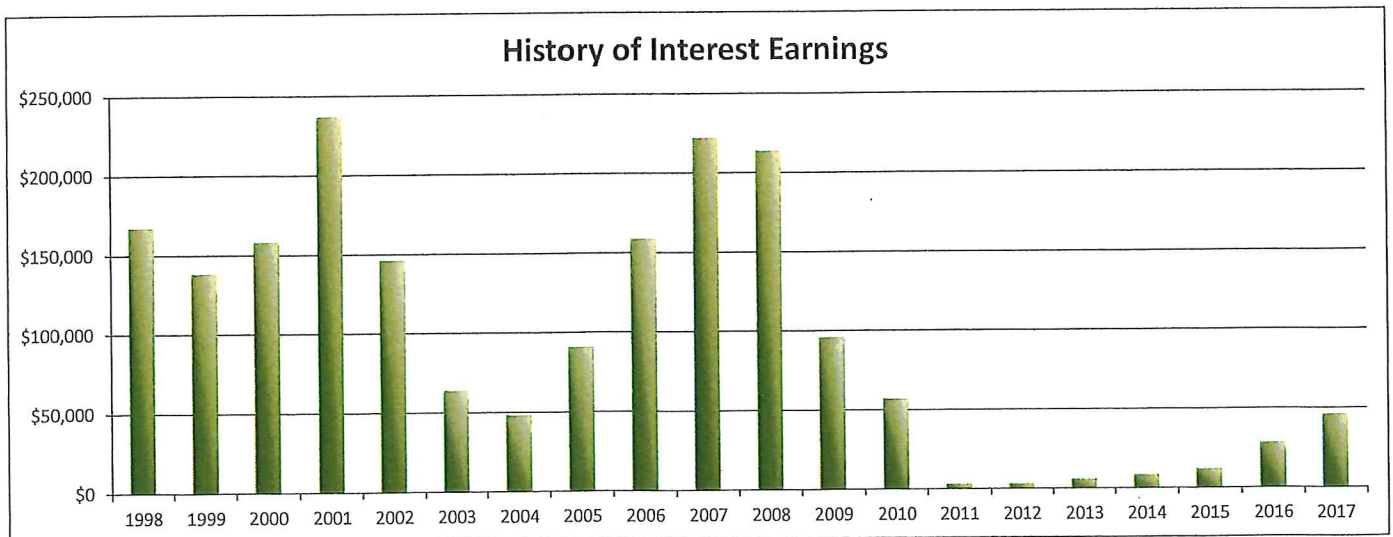
Summary Of Investment Holdings

Quantity	Description			Unit Value	Market Value	Tax Cost	Estimated Ann Inc To Mkt	Yield
<u>U.S. Govt Agy/Nonexempt State</u>								
300,000	FHLMC	1.350%	03/29/2019	99.7409	299,222.70	300,297.00	4,050.00	1.35%
200,000	FHLMC	1.300%	10/25/2019	98.7463	197,492.60	200,000.00	2,600.00	1.32%
300,000	FNMA	1.300%	07/28/2020	97.1877	291,563.10	300,000.00	3,900.00	1.34%
<i>Totals</i>					788,278.40	800,297.00	10,550.00	1.34%
<i>Grand Total</i>					4,010,514.43	4,034,171.45	50,823.05	1.27%

LEXINGTON LOCAL SCHOOLS
INVESTMENT REPORT FOR THE MONTH ENDING
JANUARY 31, 2017

INTEREST EARNED:	THIS MONTH	FISCAL YEAR TO DATE
Richland Bank, General Sweep	\$276.77	\$4,571.43
Richland Bank, General MMA	\$1,709.65	\$13,516.84
Richland Bank, Anthem Sweep	\$195.84	\$1,299.46
Star Ohio	\$0.00	\$0.00
CDs, Bonds, and other investments	\$4,109.50	\$26,461.89
TOTAL INTEREST RECEIVED	\$6,291.76	\$45,849.62

History of Interest Earnings	Fiscal Year	Interest Earnings
	1998	\$ 167,057.52
	1999	\$ 138,113.69
	2000	\$ 157,991.72
	2001	\$ 236,839.79
	2002	\$ 146,052.34
	2003	\$ 63,712.36
	2004	\$ 47,970.95
	2005	\$ 90,719.94
	2006	\$ 158,724.51
	2007	\$ 221,998.86
	2008	\$ 213,660.34
	2009	\$ 95,639.63
	2010	\$ 56,860.22
	2011	\$ 3,001.78
	2012	\$ 3,090.00
	2013	\$ 5,758.97
	2014	\$ 8,349.92
	2015	\$ 11,765.22
	2016	\$ 28,300.22
FISCAL Year To Date	2017	\$45,849.62
Total Interest Earnings 1998 to Present		\$ 1,901,457.60



FINANCIAL SUMMARY REPORT
Processing Month: January 2017
LEXINGTON LOCAL SCHOOLS

Fnd	Sec	Description	Beginning Balance	MTD Revenues	FYTD Revenues	MTD Expenditures	FYTD Expenditures	Current Available Balance
001	0000	GENERAL FUND	8,934,264.87	975,382.97	12,209,383.81	1,548,759.12	13,243,792.87	7,899,855.81
001	9412	GENERAL BUDGET RESERVE SE	87,928.97	.00	.00	.00	.00	87,928.97
002	0000	BOND RETIREMENT FUND	1,925.89	.00	.00	.00	.00	1,925.89
003	0000	PERMANENT IMPROVEMENT FUN	117,720.48	.00	308,789.58	4,215.00	680,733.28	254,223.22-
006	0000	FOOD SERVICE FUND	2,553.42	79,077.12	387,904.08	67,234.03	436,142.29	45,684.79-
007	9100	LEXINGTON MINUTEMEN ACADE	18,506.86	12.87	1,134.78	3,000.00	3,000.00	16,641.64
007	9800	TERRY McCANNON SCHOLARSHI	13,585.20	10.55	58.81	.00	.00	13,644.01
007	9801	MINUTEMAN ALUMNI SCHOLARS	1,995.46	1.55	8.65	.00	.00	2,004.11
018	9100	HIGH SCHOOL PRINCIPAL'S F	1,149.62	432.83	3,959.91	403.25	2,908.61	2,200.92
018	9200	JUNIOR HIGH PRINCIPAL'S F	2,815.47	120.04	4,803.05	.00	960.83	6,657.69
018	9300	EASTERN PRINCIPAL'S FUND	5,640.18	32.87	2,791.98	.00	2,749.92	5,682.24
018	9301	EASTERN ELEMENTARY BOOKFA	11,356.99	.00	.00	.00	246.37	11,110.62
018	9302	EASTERN ELEMENTARY MATH	1,181.16	.00	.00	.00	.00	1,181.16
018	9400	CENTRAL PRINCIPAL'S FUND	10,210.91	14.09	3,986.24	2,011.20	4,744.43	9,452.72
018	9401	CENTRAL ELEMENTARY BOOKFA	2,358.24	918.00	4,534.78	109.00	3,111.71	3,781.31
018	9402	CENTRAL ELEMENTARY ART	746.00	.00	.00	.00	.00	746.00
018	9500	WESTERN PRINCIPAL'S FUND	8,206.02	52.21	4,423.02	.00	934.88	11,694.16
018	9501	WESTERN ELEMENTARY BOOKFA	1,351.85	1,530.00	5,050.41	.00	3,488.68	2,913.58
018	9503	WESTERN ELEMENTARY ART	402.42	.00	.00	.00	.00	402.42
018	9901	JUNIOR HIGH TEACHER ADVIS	109.25	.00	.00	.00	.00	109.25
019	9001	ACADEMIC BOOSTERS GRANTS	769.07	.00	.00	.00	.00	769.07
019	9121	CENTRAL ELEMENTARY PTO GR	671.29	13.00	2,091.39	.00	718.29	2,044.39
019	9122	EASTERN ELEMENTARY PTO GR	567.18	12.99	2,091.41	.00	369.10	2,289.49
019	9123	WESTERN ELEMENTARY PTO GR	3,437.63	13.00	2,091.41	.00	1,699.50	3,829.54
019	9200	RICHLAND COUNTY FOUNDATIO	1,932.00	.00	.00	.00	.00	1,932.00
019	9208	RICHLAND CO FOUND-BUILD A	.00	.00	500.00	.00	489.68	10.32
019	9209	RICH CO FOUND-LEARN TO RE	.00	.00	1,199.00	.00	.00	1,199.00
019	9210	RICH CO FOUND-MULTI-SENS	.00	.00	831.66	.00	.00	831.66
019	9211	RICH CO FOUND-BEE AWARENE	.00	.00	672.92	.00	509.96	162.96
019	9212	RICH CO FOUND-DONT LET TH	.00	.00	623.60	.00	.00	623.60
019	9500	DOLLAR GENERAL LIT FUND	6.01	.00	.00	.00	6.01	.00
022	9601	OHSAA TOURNAMENT AGENCY F	144.13	1,978.35-	17,693.90	.00	18,046.09	208.06-
024	0000	EMPLOYEE BENEFITS FUND FO	791,621.99	390,196.59	2,707,926.63	213,128.19-	3,038,684.85	460,863.77
020	9101	HIGH SCHOOL ART CLUB	93.76	.00	.00	.00	.00	93.76
020	9102	HIGH SCHOOL DRAMA CLUB	14,103.46	.00	3,315.00	247.97	5,754.62	11,663.84
020	9103	HIGH SCHOOL MATH CLUB	52.70	.00	.00	.00	.00	52.70
020	9104	HIGH SCHOOL LEADERSHIP CO	453.66	.00	2,806.00	.00	2,984.50	275.16
020	9105	HIGH SCHOOL FRENCH CLUB	131.67	.00	240.00	181.30	194.30	177.37
020	9107	HIGH SCHOOL SPANISH CLUB	751.60	10.00	775.00	.00	741.73	784.87
020	9108	HIGH SCHOOL LEO CLUB	3,122.40	18.26	1,556.06	.00	1,146.83	3,531.63
020	9114	HIGH SCHOOL STUDENT COUNC	3,027.08	58.41	404.41	.00	279.79	3,151.70
020	9115	HIGH SCHOOL KEY CLUB	1,849.02	.00	360.50	203.50	446.90	1,762.62
020	9116	HIGH SCHOOL CHESS CLUB	271.00	.00	.00	.00	.00	271.00
020	9119	HIGH SCHOOL YEARBOOK FUND	39,285.55	.00	7,555.00	.00	3,697.41	43,143.14
020	9120	HIGH SCHOOL JOURNALISM FU	1,089.44	.00	.00	.00	.00	1,089.44
020	9121	HIGH SCHOOL NATIONAL HONO	655.94	755.00	755.00	.00	718.72	692.22

FINANCIAL SUMMARY REPORT
 Processing Month: January 2017
 LEXINGTON LOCAL SCHOOLS

Fnd	Sec	Description	Beginning Balance	MTD Revenues	FYTD Revenues	MTD Expenditures	FYTD Expenditures	Current Available Balance
200	9160	HIGH SCHOOL GERMAN CLUB	45.00	.00	.00	.00	45.00	.00
200	9201	JUNIOR HIGH ART CLUB	113.99	.00	158.75	.00	.00	272.74
200	9204	JUNIOR HIGH STUDENT COUNC	29.54	.00	610.00	.00	200.20	439.34
200	9205	JUNIOR HIGH LIBRARY CLUB	77.65	.00	.00	.00	.00	77.65
200	9301	EASTERN ELEMENTARY STUDEN	479.41	218.90	1,534.87	155.76	1,506.62	507.66
200	9401	CENTRAL ELEMENTARY STUDEN	382.69	.00	.00	.00	.00	382.69
200	9611	HIGH SCHOOL INFORMED TEEN	842.26	.00	53.63-	.00	.00	788.63
200	9612	JUNIOR HIGH INFORMED TEEN	24.67	.00	110.83	.00	.00	135.50
300	9115	JAZZ BAND	1,569.81	.00	.00	.00	.00	1,569.81
300	9116	CHOIR	1,159.80	.00	50.00	90.68	90.68	1,119.12
300	9206	JUNIOR HIGH PHYS ED DEPAR	2,413.17	310.00	1,650.00	316.62	1,658.03	2,405.14
300	9210	JR HIGH INSTRUMENTAL	41.03	.00	.00	.00	.00	41.03
300	9600	ATHLETIC FUND	19,748.85	17,585.89	208,734.35	20,073.02	188,161.69	40,321.51
300	9602	ORCHESTRA	63.22	.00	.00	.00	.00	63.22
300	9603	ELEMENTARY MUSIC	1,139.88	.00	.00	.00	.00	1,139.88
300	9605	BAND	232.95	.00	.00	.00	.00	232.95
451	9017	Network Connectivity FY 2	.00	.00	4,500.00	.00	9,000.00	4,500.00-
516	9016	IDEA-B SPECIAL EDUCATION	14,415.99	.00	5,900.81	.00	20,316.80	.00
516	9017	IDEA-B SPECIAL EDUCATION	.00	34,080.25	191,596.39	14,262.98	198,885.78	7,289.39-
572	9016	TITLE I FY16	6,969.06	.00	33,805.44	.00	40,774.50	.00
572	9017	TITLE I FY17	.00	36,201.41	124,271.70	29,961.18	136,576.33	12,304.63-
587	9017	EARLY CHILDHOOD SPECIAL E	.00	287.02	638.92	723.40	1,362.32	723.40-
590	9017	TITLE II-A IMPROVING TEAC	.00	8,577.22	29,904.72	6,385.18	32,151.98	2,247.26-
Grand Total All Funds			10,137,794.81	1,543,944.69	16293,731.14	1,785,405.00	18090,032.08	8341,493.87
Total Invested Funds			.00					

SCHOOL DISTRICT: LEXINGTON LOCAL SCHOOLS

IRN # 049437

COUNTY: RICHLAND

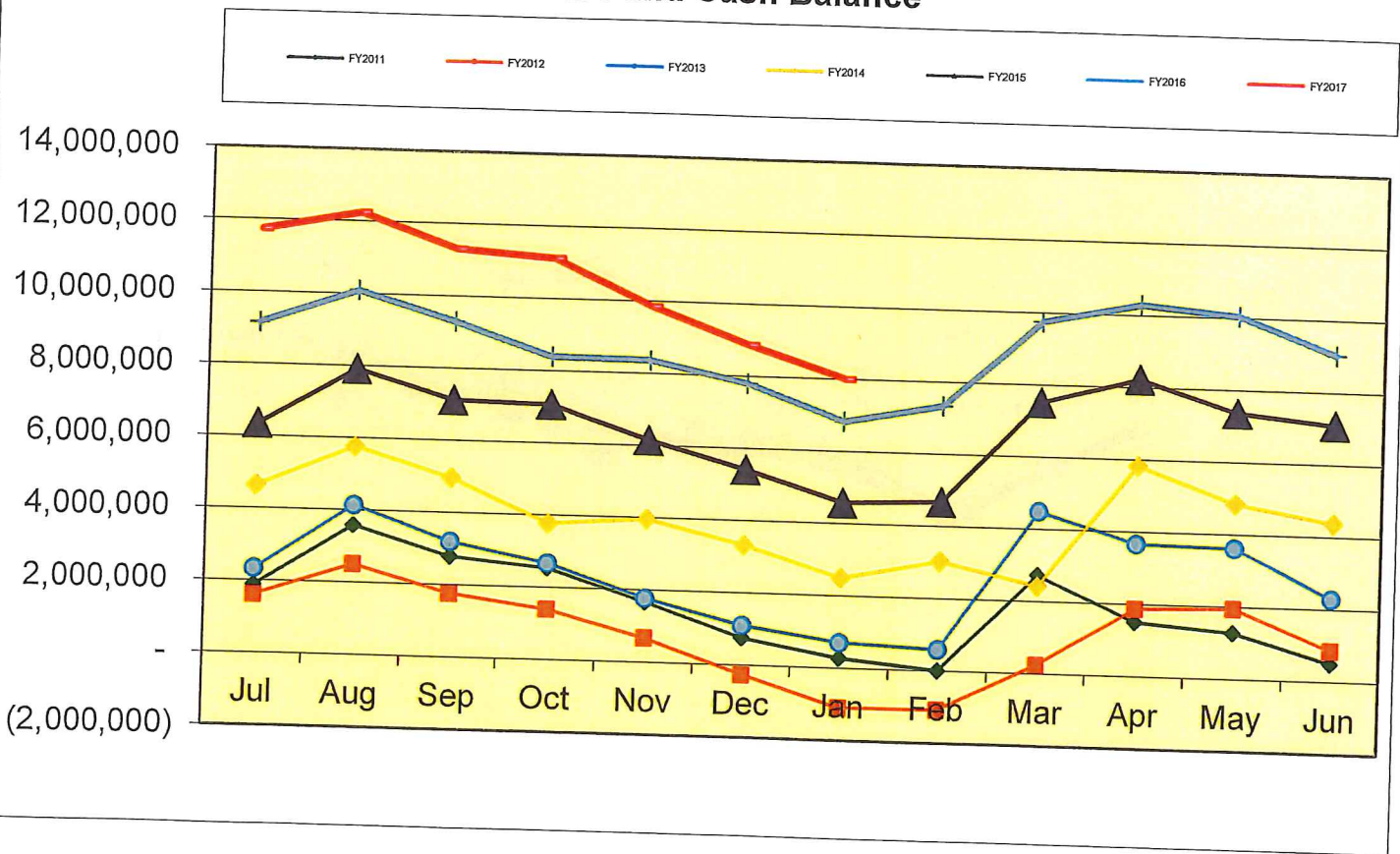
FISCAL YEAR: 2017 MONTH: 01

	MONTHLY ESTIMATE	MONTHLY ACTUAL	MONTHLY DIFFERENCE	FISCAL YTD ESTIMATE	FISCAL YTD ACTUAL	FISCAL YTD DIFFERENCE
REVENUES						
01.010 General Property (Real Estate)	0	0	0	4,600,000	4,700,764	100,764
01.020 Tangible Personal Property Tax	0	0	0	200,000	218,691	18,691
01.030 Income Tax	0	0	0	0	0	0
01.035 Unrestricted Grants-in-Aid	815,000	872,919	57,919	5,700,000	5,915,507	215,507
01.040 Restricted Grants-in-Aid	4,400	6,232	1,832	30,700	44,854	14,154
01.045 Restricted Grants-in-Aid - SFSF	0	0	0	0	0	0
01.050 Property Tax Allocation	0	0	0	874,000	885,639	11,639
01.060 All Other Operating Revenue	30,000	95,342	65,342	192,500	398,942	206,442
01.070 Total Revenue	849,400	974,493	125,093	11,597,200	12,164,397	567,197
OTHER FINANCING SOURCES						
02.010 Proceeds from Sale of Notes	0	0	0	0	0	0
02.020 State Emergency Loans & Advancements (Approved)	0	0	0	0	0	0
02.040 Operating Transfers-In	0	0	0	0	0	0
02.050 Advances-In	0	0	0	0	0	0
02.060 All Other Financing Sources	0	890	890	50,000	44,985	5,015-
02.070 Total Other Financing Sources	0	890	890	50,000	44,985	5,015-
02.080 Total Revenues and Other Financing Sources	849,400	975,383	125,983	11,647,200	12,209,382	562,182
EXPENDITURES						
03.010 Personal Services	1,017,565	1,047,647	30,082	7,047,695	6,954,462	93,233-
03.020 Employees' Retirement/Insurance Benefits	465,000	492,462	27,462	3,270,000	3,216,594	53,406-
03.030 Purchased Services	315,000	276,382	38,618-	1,945,000	2,025,798	80,798
03.040 Supplies and Materials	40,000	29,893	10,107-	520,000	522,403	2,403
03.050 Capital Outlay	20,000	299	19,701-	74,920	84,991	10,071
03.060 Intergovernmental	0	0	0	0	0	0
04.010 Debt Service: All Principal (Historical)	0	0	0	0	0	0
04.020 Debt Service: Principal - Notes	0	0	0	0	0	0
04.030 Debt Service: Principal - State Loans	0	0	0	0	0	0
04.040 Debt Service: Principal - State Advancements	0	0	0	0	0	0
04.050 Debt Service: Principal - HB 264 Loans	0	0	0	0	0	0
04.055 Debt Service: Principal - Other	0	0	0	0	0	0
04.060 Debt Service: Interest and Fiscal Charges	0	0	0	0	0	0
04.300 Other Objects	6,000	2,055	3,945-	138,500	139,544	1,044
04.500 Total Expenditures	1,863,565	1,848,758	14,807-	12,996,115	12,943,792	52,323-
OTHER FINANCING USES						
05.010 Operating Transfers - Out	0	0	0	0	300,000	300,000
05.020 Advances - Out	0	0	0	0	0	0
05.030 All Other Financing Uses	0	0	0	0	0	0
05.040 Total Other Financing Uses	0	0	0	0	300,000	300,000
05.050 Total Expenditure and Other Financing Uses	1,863,565	1,848,758	14,807-	12,996,115	13,243,792	247,677
06.010 Excess Rev & Oth Financing Sources over(under) Exp &	1,014,165-	873,375-	140,790	1,348,915-	1,034,410-	314,505
07.010 Beginning Cash Balance	8,687,444	8,861,159	173,715	9,022,194	9,022,194	0
07.020 Ending Cash Balance	7,673,279	7,987,784	314,505	7,673,279	7,987,784	314,505
08.010 Outstanding Encumbrances	1,025,000	1,204,656	179,656	1,025,000	1,204,656	179,656

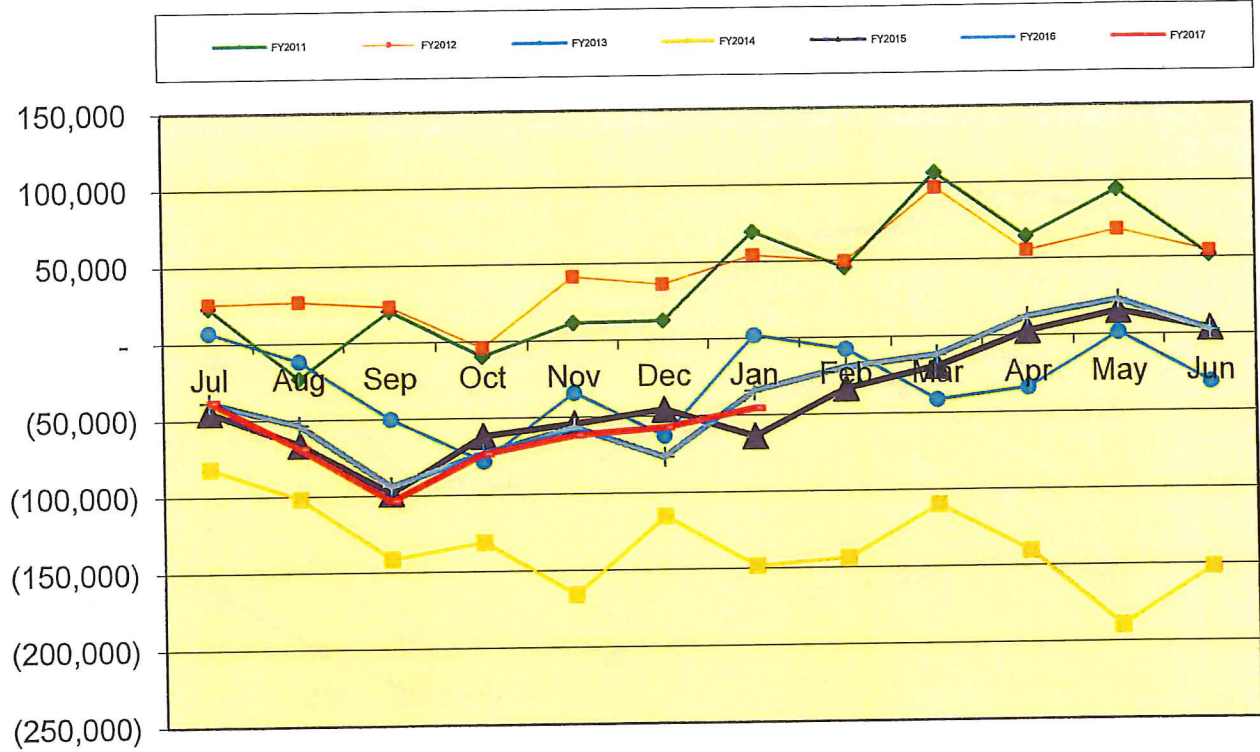
**LEXINGTON LOCAL SCHOOL DISTRICT
GENERAL FUND ONLY 2016-17
SUMMARY OF RECEIPTS AND EXPENDITURES - FIVE YEAR FORECAST FORMAT**

LINE	DESCRIPTION	1/31/2017	FISCAL YEAR TO DATE Estimate	FISCAL YEAR TO DATE Actual	VARIANCE Estimate vs. Actual	PERCENT of VARIANCE
LINE 7.010	BEGINNING CASH BALANCE			\$ 9,022,194		
REVENUES						
LINE 1.010	Real Estate Tax	\$ 4,600,000	\$ 4,700,764	\$100,764	2.19%	
LINE 1.020	Personal Property Tax	\$ 200,000	\$ 218,691	\$18,691	9.35%	
LINE 1.030	Income Tax	\$ -	\$ -	\$0		
LINE 1.035	State Funding	\$ 5,700,000	\$ 5,915,507	\$215,507	3.78%	
LINE 1.040	Career Tech / Economic Disadv.	\$ 30,700	\$ 44,854	\$14,154	46.10%	
LINE 1.050	Property Tax Allocation	\$ 874,000	\$ 885,639	\$11,639	1.33%	
LINE 1.060	Other Operating Revenue	\$ 192,500	\$ 398,942	\$206,442	107.24%	
LINE 1.070	TOTAL REVENUE	\$ 11,597,200	\$ 12,164,397	\$567,197	4.89%	
LINE 2.01	Proceeds from Notes	\$ -	\$ -	\$0		
LINE 2.04	Transfers In	\$ -	\$ -	\$0		
LINE 2.050	Advances In	\$ -	\$ -	\$0	#DIV/0!	
LINE 2.060	Other Financing Sources	\$ 50,000	\$ 44,985	(\$5,015)	-10.03%	
LINE 2.070	TOTAL OTHER SOURCES	\$ 50,000	\$ 44,985	(\$5,015)	-10.03%	
LINE 2.080	TOTAL REVENUES & Sources	\$ 11,647,200	\$ 12,209,382	\$562,182	4.83%	
EXPENSES						
LINE 3.010	Salaries	\$ 7,047,695	\$ 6,954,462	\$93,233	1.32%	
LINE 3.020	Retirement and Benefits	\$ 3,270,000	\$ 3,216,594	\$53,406	1.63%	
LINE 3.030	Purchased Services	\$ 1,945,000	\$ 2,025,798	(\$80,798)	-4.15%	
LINE 3.040	Supplies and Materials	\$ 520,000	\$ 522,403	(\$2,403)	-0.46%	
LINE 3.050	Capital Outlay and Equipment	\$ 74,920	\$ 84,991	(\$10,071)	-13.44%	
LINE 3.06	INTERGOVERNMENTAL	\$ -	\$ -	\$0		
LINE 4.020	DEBT SERVICE - Notes	\$ -	\$ -	\$0		
LINE 4.060	DEBT SERVICE - Interest charges	\$ -	\$ -	\$0		
LINE 4.300	Other Objects	\$ 138,500	\$ 139,544	(\$1,044)	-0.75%	
LINE 4.500	TOTAL EXPENDITURES	\$ 12,996,115	\$ 12,943,792	\$52,323	0.40%	
LINE 5.00	TRANSFERS OUT	\$ -	\$ 300,000	(\$300,000)		
LINE 5.02	ADVANCES OUT	\$ -	\$ -	\$0		
LINE 5.03	ALL OTHER USES	\$ -	\$ -	\$0		
LINE 5.040	TOTAL OTHER USES	\$ -	\$ 300,000	(\$300,000)		
LINE 5.050	TOTAL EXPENDITURES & USES	\$ 12,996,115	\$ 13,243,792	(\$247,677)	-1.91%	
LINE 6.010	REVENUES OVER EXPENSES	\$ (1,348,915)	\$ (1,034,410)	\$314,505		
LINE 7.020	ENDING CASH BALANCE	\$ 7,673,279	\$ 7,987,784	\$314,505		
	Less Reserves	\$ (87,929)	\$ (87,929)	\$ -		
LINE 8.010	Less Outstanding Encumbrances	\$ (1,025,000)	\$ (1,204,656)	\$ (179,656)	17.53%	
LINE 15.010	Unreserved Fund Balance	\$ 6,560,350	\$ 6,695,199	\$134,849	2.06%	
		Estimate	Actual	Benchmark Yr. End		
	Salaries/Benefits as % of Revenue	89.0%	83.6%	80.1% or below		
	True Days Cash - Calendar Days on which can operate	109	109	90 or above optimal		

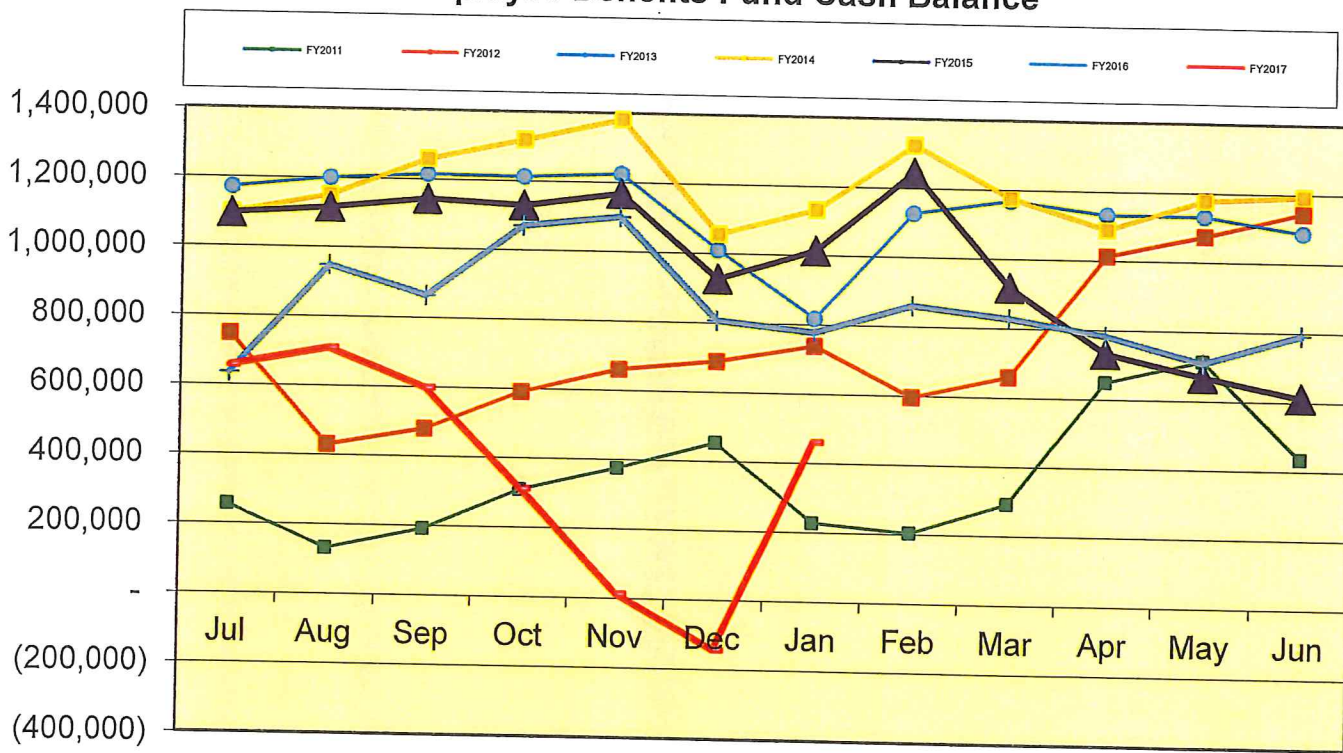
Lexington Local Schools General Fund Cash Balance



Lexington Local Schools Food Service Fund Cash Balance



Lexington Local Schools Employee Benefits Fund Cash Balance



Lexington Local Schools

Permanent Improvement Fund
1/31/2017

	Budgeted Amount	Actual Fiscal Year Expended	Current Encumbrances	Expenses / Encumbrances Over/Under Estimate	Remaining Estimated PI Project Costs
Instruction and Administration					
Algebra II Books (85)	\$ 10,543.08	\$ 10,543.40	\$ -	(\$0.32)	\$0.00
American History Books (60)	\$ 7,770.00	\$ -	\$ -	\$7,770.00	\$7,770.00
24 Walkie Talkies (all bldgs/transportation)	\$ 6,888.00	\$ 6,888.00	\$ -	\$0.00	\$0.00
Eastern Go Math	\$ 2,745.25	\$ 2,745.25	\$ -	\$0.00	\$0.00
PK-3 Educational Kits (Western)	\$ 2,135.00	\$ 1,945.00	\$ -	\$190.00	\$0.00
Biology Textbooks (17)	\$ 1,757.35	\$ 1,838.04	\$ -	(\$80.69)	\$0.00
Western Laminator	\$ 1,895.00	\$ 1,895.00	\$ -	\$0.00	\$0.00
Keyboards for HS/Eastern Choir Rooms	\$ 3,579.50	\$ 3,579.50	\$ -	\$0.00	\$0.00
Eastern Replacement Slide	\$ 4,010.00	\$ 4,010.00	\$ -	\$0.00	\$0.00
Central Student Chairs (20)	\$ 556.60	\$ 550.40	\$ -	\$6.20	\$0.00
Western 2nd Grade Resource Books	\$ 486.47	\$ 577.00	\$ -	(\$90.53)	\$0.00
JH PE Equipment	\$ 596.56	\$ 596.55	\$ -	\$0.01	\$0.00
HS Business Text/Software	\$ 3,286.53	\$ 3,286.53	\$ -	\$0.00	\$0.00
Eastern Tables (5)	\$ 1,580.35	\$ 1,580.35	\$ -	\$0.00	\$0.00
Western Music Curriculum	\$ 5,170.00	\$ 4,970.00	\$ -	\$200.00	\$0.00
Western 4-Drawer File	\$ 800.00	\$ 799.98	\$ -	\$0.02	\$0.00
Central Music	\$ 561.08	\$ 561.02	\$ -	\$0.06	\$0.00
Western PK Chairs/Equipment	\$ 2,887.12	\$ 3,239.94	\$ -	(\$352.82)	\$0.00
Western Kindergarten Literacy Curriculum	\$ 2,659.60	\$ 2,659.60	\$ -	\$0.00	\$0.00
Central Kindergarten Literacy Curriculum	\$ 4,632.50	\$ 4,632.50	\$ -	\$0.00	\$0.00
Eastern Table	\$ 316.07	\$ 316.07	\$ -	\$0.00	\$0.00
Central Cellos/Rack	\$ 3,855.00	\$ 3,815.00	\$ -	\$40.00	\$0.00
Eastern PA System	\$ 3,943.98	\$ 3,943.98	\$ -	\$0.00	\$0.00
Eastern M48 Manhasset Stands	\$ 2,380.00	\$ -	\$ 2,380.00	\$0.00	\$0.00
Maintenance					
Western Pick-Up Area Awnings	\$ 3,000.00	\$ 1,340.00	\$ -	\$1,660.00	\$0.00
Maintenance Truck	\$ 39,000.00	\$ 38,530.15	\$ -	\$469.85	\$0.00
Eastern Chiller Project	\$ 100,000.00	\$ 100,000.00	\$ -	\$0.00	\$0.00
Eastern Roof Project	\$ 97,681.00	\$ 97,681.00	\$ -	\$0.00	\$0.00
JH Cafeteria Chair Lift	\$ 16,000.00	\$ 16,000.00	\$ -	\$0.00	\$0.00
JH Wheelchair Ramps	\$ 16,680.68	\$ -	\$ 16,680.68	\$0.00	\$0.00
Transportation					
New buses	\$ 190,000.00	\$ 189,036.00	\$ -	\$964.00	\$0.00
Technology					
Computers, servers, tech equip., etc.	\$ 150,000.00	\$ 144,227.58	\$ 1,202.87	\$4,569.55	\$4,569.55
Athletics and Student Activities					
3 Scoreboards	\$ 17,100.00	\$ 17,100.00	\$ -	\$0.00	\$0.00
Track Equipment	\$ 1,750.00	\$ -	\$ -	\$1,750.00	\$1,750.00
Marching Band Equipment	\$ 2,192.15	\$ 2,247.15	\$ -	(\$55.00)	\$0.00
Football Press Box Windows Replacement	\$ 4,272.00	\$ 4,172.00	\$ -	\$100.00	\$0.00
Fees					
Tax Collection Fees	\$ 14,500.00	\$ 5,426.29	\$ -	\$9,073.71	\$9,073.71
Totals					
	Budgeted Amount	Actual Fiscal Year Expended	Current Encumbrances	Expenses / Encumbrances Over/Under Estimate	Remaining Estimated PI Project Costs
	\$ 727,210.87	\$ 680,733.28	\$ 20,263.55	\$26,214.04	\$23,163.26
Total Budgeted	\$ 727,210.87				
Actual Cash Balance 7/1/16	\$ 117,720.48				
Revenues FY17 - Taxes from levy	\$ 308,790.00				
Expenditures FY17	\$ (680,733.28)				
Current Cash Balance	(\$254,222.80)				
Current Encumbrances	\$ (20,263.55)				
Available Balance	(\$274,486.35)				
Remaining Estimated Revenues FY17 - Taxes from levy	\$ 366,210.00				
Less: Remaining Estimated PI Project Costs	(\$23,163.26)				
6/30/17 Estimated Carryover	\$ 68,560.39				

Lexington Local Schools

Food Service Fund 2016-17 vs. 2015-2016 vs. 2014-2015

							Beginning Balance 7/1/16	\$ 2,553
2016-2017 Through 1/31/17								
Revenues	District-Wide	High School	Junior High	Eastern	Central	Western		Total
Student Type A, Ezpay, Misc	\$ -	\$ 59,232	\$ 25,644	\$ 25,931	\$ 22,031	\$ 19,692		\$ 152,530
Student Break, Milk & A La Carte	\$ -	\$ 35,873	\$ 10,040	\$ 5,885	\$ 3,391	\$ 3,167		\$ 58,356
Adult & Misc revenues	\$ 18,348	\$ 4,070	\$ 826	\$ 1,572	\$ 1,425	\$ 850		\$ 27,091
State Reimb	\$ -	\$ 655	\$ 484	\$ 740	\$ 569	\$ 398		\$ 2,846
Federal Reimb	\$ -	\$ 33,360	\$ 25,437	\$ 37,889	\$ 29,488	\$ 20,908		\$ 147,082
Total Revenues	\$ 18,348	\$ 133,190	\$ 62,431	\$ 72,017	\$ 56,904	\$ 45,015		\$ 387,905
Expenses								
Wages	\$ 27,323	\$ 67,896	\$ 33,617	\$ 21,917	\$ 19,244	\$ 18,960		\$ 188,957
Severance	\$ -	\$ -	\$ -	\$ -	\$ -	\$ -		\$ -
Retirement	\$ 6,525	\$ 16,154	\$ 5,784	\$ 6,906	\$ 4,045	\$ 3,240		\$ 42,654
Medical	\$ 13,870	\$ 25,073	\$ 16,881	\$ 16,715	\$ -	\$ -		\$ 72,539
Life, Dent, MC, WC	\$ 922	\$ 2,369	\$ 1,442	\$ 981	\$ 1,091	\$ 389		\$ 7,194
Purch Serv, Repairs, Phone, Post	\$ 1,308	\$ 6,854	\$ 1,149	\$ 538	\$ 812	\$ 538		\$ 11,199
Supplies	\$ 4,173	\$ -	\$ -	\$ -	\$ -	\$ -		\$ 4,173
Food Costs	\$ -	\$ 46,144	\$ 16,752	\$ 29,526	\$ 8,488	\$ 8,517		\$ 109,427
Equipment	\$ -	\$ -	\$ -	\$ -	\$ -	\$ -		\$ -
Other Costs	\$ -	\$ -	\$ -	\$ -	\$ -	\$ -		\$ -
Total Expenses	\$ 54,121	\$ 164,490	\$ 75,625	\$ 76,583	\$ 33,680	\$ 31,644		\$ 436,143
Net Gain (Loss)	\$ (35,773)	\$ (31,300)	\$ (13,194)	\$ (4,566)	\$ 23,224	\$ 13,371		\$ (48,238)
							Ending Cash Balance 1/31/17	\$ (45,685)

							Beginning Balance 7/1/15	\$ 3,707
2015-2016 Through 1/31/16								
Revenues	District-Wide	High School	Junior High	Eastern	Central	Western		Total
Student Type A, Ezpay, Misc	\$ -	\$ 68,381	\$ 24,917	\$ 25,875	\$ 19,408	\$ 19,793		\$ 158,374
Student Break, Milk & A La Carte	\$ -	\$ 40,172	\$ 10,047	\$ 5,697	\$ 4,176	\$ 3,519		\$ 63,611
Adult & Misc revenues	\$ 5,720	\$ 4,402	\$ 985	\$ 1,650	\$ 1,339	\$ 846		\$ 14,942
State Reimb	\$ -	\$ -	\$ -	\$ -	\$ -	\$ -		\$ -
Federal Reimb	\$ -	\$ 36,055	\$ 22,105	\$ 30,198	\$ 30,681	\$ 19,957		\$ 138,996
Total Revenues	\$ 5,720	\$ 149,010	\$ 58,054	\$ 63,420	\$ 55,604	\$ 44,115		\$ 375,923
Expenses								
Wages	\$ 26,345	\$ 58,598	\$ 34,517	\$ 27,067	\$ 18,774	\$ 18,725		\$ 184,026
Severance	\$ -	\$ -	\$ -	\$ -	\$ -	\$ -		\$ -
Retirement	\$ 6,306	\$ 14,930	\$ 5,963	\$ 6,032	\$ 5,050	\$ 4,842		\$ 43,123
Medical	\$ 11,011	\$ 19,904	\$ 14,107	\$ 13,269	\$ -	\$ -		\$ 58,291
Life, Dent, MC, WC	\$ 680	\$ 1,714	\$ 1,160	\$ 786	\$ 303	\$ 265		\$ 4,908
Purch Serv, Repairs, Phone, Post	\$ 1,559	\$ 1,042	\$ 629	\$ 984	\$ 588	\$ 588		\$ 5,390
Supplies	\$ 2,853	\$ -	\$ -	\$ -	\$ -	\$ -		\$ 2,853
Food Costs	\$ -	\$ 53,239	\$ 18,612	\$ 28,125	\$ 8,482	\$ 6,832		\$ 115,290
Equipment	\$ -	\$ -	\$ -	\$ -	\$ -	\$ -		\$ -
Other Costs	\$ -	\$ -	\$ -	\$ -	\$ -	\$ -		\$ -
Total Expenses	\$ 48,754	\$ 149,427	\$ 74,988	\$ 76,263	\$ 33,197	\$ 31,252		\$ 413,881
Net Gain (Loss)	\$ (43,034)	\$ (17)	\$ (16,934)	\$ (12,843)	\$ 22,407	\$ 12,863		\$ (37,958)
							Ending Cash Balance 1/31/16	\$ (34,251)

							Beginning Balance 7/1/14	\$ 842
2014-2015 Through 1/31/15								
Revenues	District-Wide	High School	Junior High	Eastern	Central	Western		Total
Student Type A, Ezpay, Misc	\$ -	\$ 78,284	\$ 30,772	\$ 31,565	\$ 23,881	\$ 17,535		\$ 182,037
Student Break, Milk & A La Carte	\$ -	\$ 43,972	\$ 13,357	\$ 5,224	\$ 3,910	\$ 3,419		\$ 69,882
Adult & Misc revenues	\$ 1,709	\$ 1,819	\$ 1,389	\$ 1,447	\$ 1,560	\$ 751		\$ 8,675
State Reimb	\$ -	\$ 504	\$ 417	\$ 543	\$ 479	\$ 323		\$ 2,266
Federal Reimb	\$ -	\$ 29,909	\$ 17,826	\$ 23,743	\$ 20,794	\$ 16,623		\$ 108,895
Total Revenues	\$ 1,709	\$ 154,488	\$ 63,761	\$ 62,522	\$ 50,624	\$ 38,651		\$ 371,755
Expenses								
Wages	\$ 25,828	\$ 68,455	\$ 33,002	\$ 25,829	\$ 15,311	\$ 20,801		\$ 189,226
Severance	\$ -	\$ -	\$ -	\$ -	\$ -	\$ -		\$ -
Retirement	\$ 6,660	\$ 19,589	\$ 8,384	\$ 7,760	\$ 5,876	\$ 5,447		\$ 53,716
Medical	\$ 10,644	\$ 21,369	\$ 9,361	\$ 12,827	\$ 5,321	\$ 2,128		\$ 61,650
Life, Dent, MC, WC	\$ 646	\$ 1,765	\$ 1,017	\$ 773	\$ 383	\$ 352		\$ 4,936
Purch Serv, Repairs, Phone, Post	\$ 1,692	\$ 1,911	\$ 3,381	\$ 1,299	\$ 1,016	\$ 597		\$ 9,896
Supplies	\$ 2,344	\$ -	\$ -	\$ -	\$ -	\$ -		\$ 2,344
Food Costs	\$ -	\$ 52,395	\$ 18,302	\$ 32,614	\$ 6,084	\$ 5,246		\$ 114,641
Equipment	\$ -	\$ -	\$ -	\$ -	\$ -	\$ -		\$ -
Other Costs	\$ -	\$ -	\$ -	\$ -	\$ -	\$ -		\$ -
Total Expenses	\$ 47,814	\$ 165,484	\$ 73,447	\$ 81,102	\$ 33,991	\$ 34,571		\$ 436,409
Net Gain (Loss)	\$ (46,105)	\$ (10,996)	\$ (9,686)	\$ (18,580)	\$ 16,633	\$ 4,080		\$ (64,554)
							Ending Cash Balance 1/31/15	\$ (63,812)

Check#	Check Date	Org Sta	Vendor Paid	Check Amount	Status Date
078483	01/06/2017	W/R	NICKLES BAKERY	602.58	01/12/2017
078484	01/06/2017	W/R	AWARDSMITH	456.00	01/13/2017
078485	01/06/2017	W/R	BRIDGEWAY ACADEMY	4,200.00	01/17/2017
078486	01/06/2017	W/R	CASS FRAMES	405.00	01/17/2017
078487	01/06/2017	W/R	CDW-G	1,565.59	01/13/2017
078488	01/06/2017	W/R	CenturyLink	1,365.35	01/17/2017
078489	01/06/2017	W/R	CLEARWATER SYSTEMS	59.80	01/13/2017
078490	01/06/2017	W/R	FUTURE HORIZONS, INC	135.00	01/17/2017
078491	01/06/2017	W/R	GEYER'S MARKET'S, INC.	166.21	01/13/2017
078492	01/06/2017	W/R	HEINEMANN	259.63	01/23/2017
078493	01/06/2017	W/R	HOME DEPOT	580.16	01/17/2017
078494	01/06/2017	W/R	IMAGEMARKET	181.30	01/17/2017
078495	01/06/2017	W/R	ITsavvy	253.00	01/17/2017
078496	01/06/2017	W/R	CAVALIER, JENNIFER	120.00	01/12/2017
078497	01/06/2017	W/R	MEDSUPPLIER CORPORATION	548.74	01/13/2017
078498	01/06/2017	W/R	METRONOME MUSIC STORE	3,315.00	01/19/2017
078499	01/06/2017	W/R	MID-OHIO ED. SERVICE CENTER	330.44	01/13/2017
078500	01/06/2017	W/R	MINUTEMAN PRESS	740.74	01/23/2017
078501	01/06/2017	W/R	NATIONAL TICKET CO	247.97	01/17/2017
078502	01/06/2017	W/R	PEARSON ASSESSMENTS	422.94	01/13/2017
078503	01/06/2017	W/R	NORTH CENTRAL OHIO ESC	992.25	01/17/2017
078504	01/06/2017	W/R	PURDUE UNIVERSITY	1,000.00	01/20/2017
078505	01/06/2017	W/R	RC THERAPY SERVICES, INC.	5,865.00	01/18/2017
078506	01/06/2017	W/R	RENHILL GROUP, INC.	4,195.96	01/13/2017
078507	01/06/2017	W/R	RICHLAND NEWHOPE CENTER	1,252.50	01/18/2017
078508	01/06/2017	W/R	SAM'S CLUB	357.69	01/17/2017
078509	01/06/2017	W/R	SEVIER COUNTY SCHOOL SYSTEM	2,011.20	01/23/2017
078510	01/06/2017	W/R	SPYDER SIGNS AND GRAPHICS	20.00	01/17/2017
078511	01/06/2017	W/R	STAPLES	447.38	01/18/2017
078512	01/06/2017	W/R	TEAM SPORTS, INC	3,130.00	01/17/2017
078513	01/06/2017	W/R	SCIENCE OLYMPIAD	450.00	01/17/2017
078514	01/06/2017	W/R	THE CENTER FOR INDIVIDUAL &	5,621.17	01/17/2017
078515	01/06/2017	W/R	OHIO BUREAU OF CRIMINAL IDENT.	162.00	01/17/2017
078516	01/06/2017	W/R	TREASURER, STATE OF OHIO	1,881.90	01/13/2017
078517	01/06/2017	W/R	UCS-SPIRIT	637.98	01/17/2017
078518	01/09/2017	W/R	OHIO STATE UNIVERSITY	1,176.00	01/25/2017
078519	01/09/2017	W/R	OHIO STATE UNIVERSITY	134.00	01/25/2017
078520	01/13/2017	W/R	NAPOLEON INN & SUITES	432.00	01/18/2017
078521	01/13/2017	W/R	ALLIED SUPPLY CO, INC	117.13	01/23/2017
078522	01/13/2017	W/R	LITTLE, ANDY J	250.00	01/30/2017
078523	01/13/2017	W/R	BUCKEYE CENTRAL H.S.	75.00	01/25/2017
078524	01/13/2017	W/R	CALLAHAN DOOR SALES	365.00	01/30/2017
078525	01/13/2017	W/R	CAPP/USA	130.42	01/26/2017
078526	01/13/2017	W/R	LONGNECKER, CHERYL	1,625.00	01/31/2017
078527	01/13/2017	W/R	CLEARWATER SYSTEMS	29.90	01/23/2017
078528	01/13/2017	W/R	COLES ENERGY, INC.	408.50	01/23/2017
078529	01/13/2017	W/R	LOHR, DAWN	175.00	01/23/2017
078530	01/13/2017	W/R	DRAIN PRO	360.00	01/30/2017
078531	01/13/2017	W/R	DYNASTY LANES	105.00	01/24/2017
078532	01/13/2017	W/R	PATTERSON, EMILY	675.00	01/24/2017
078533	01/13/2017	W/R	G & L SUPPLY CO.	559.09	01/23/2017
078534	01/13/2017	W/R	GILBARCO INC.	60.00	01/23/2017

Date: 2/03/2017

C H E C K R E G I S T E R
Processing Month: January 2017
LEXINGTON LOCAL SCHOOLS

Page: 2
(CHKREG)

Check#	Check Date	Org Sta	Vendor Paid	Check Amount	Status Date
078535	01/13/2017	W/R	GRAINGER	156.18	01/23/2017
078536	01/13/2017	W/R	HEALTHCARE BILLING SERVICES	1,946.15	01/23/2017
078537	01/13/2017	W/R	HEINEMANN	55.00	01/30/2017
078538	01/13/2017	W/R	HOLLY'S BOOK RACK	109.00	01/24/2017
078539	01/13/2017	W/R	ITsavvy	1,160.00	01/24/2017
078540	01/13/2017	W/R	J & B ACCOUSTICAL	265.00	01/20/2017
078541	01/13/2017	W/R	VANHOUTEN, JON	250.00	01/23/2017
078542	01/13/2017	W/R	K B Z ELECTRIC INC.	493.55	01/23/2017
078543	01/13/2017	W/R	KAHL'S TELECOMMUNICATIONS	160.00	01/20/2017
078544	01/13/2017	W/R	KOORSEN FIRE & SECURITY, INC.	3,968.00	01/27/2017
078545	01/13/2017	W/R	LOWE'S HOME CENTER	353.02	01/23/2017
078546	01/13/2017	W/R	MANSFIELD AUTO PARTS	901.47	01/24/2017
078547	01/13/2017	W/R	ACORN DISTRIBUTORS, INC.	533.74	01/23/2017
078548	01/13/2017	W/R	OHIO HEALTH CONSORTIUM, INC.	168.00	01/20/2017
078549	01/13/2017	W/R	PHOTORAMA	1,500.00	01/30/2017
078550	01/13/2017	W/R	PLUMBMASTER, INC.	304.65	01/23/2017
078551	01/13/2017	W/R	QUENCH	38.00	01/24/2017
078552	01/13/2017	W/R	RENWICK, WELSH & BURTON	8,325.00	01/23/2017
078553	01/13/2017	W/R	SCHMIDT SECURITY	143.00	01/24/2017
078554	01/13/2017	W/R	SMITHFOODS, INC	2,491.57	01/24/2017
078555	01/13/2017	W/R	STANDARD PLUMBING & HEATING CO	11,783.00	01/23/2017
078556	01/13/2017	W/R	STANTON SHEET MUSIC	785.55	01/23/2017
078557	01/13/2017	W/R	SYSCO CLEVELAND, INC.	840.92	01/20/2017
078558	01/13/2017	W/R	TEACHER'S DISCOVERY	40.90	01/24/2017
078559	01/13/2017	W/R	TEAM SPORTS, INC	3,625.00	01/24/2017
078560	01/13/2017	W/W	TIERNEY BROTHERS INC	100.00	
078561	01/13/2017	W/R	TRANSPORTATION ACCESSORIES CO.	26.25	01/23/2017
078562	01/13/2017	W/R	WEAVER, TROY J	125.00	01/23/2017
078563	01/13/2017	W/R	WOLFF BROS. SUPPLY, INC.	42.40	01/24/2017
078564	01/13/2017	W/R	WORNER ROOFING COMPANY	975.84	01/20/2017
078565	01/18/2017	W/R	SHELDON, AMANDA	110.00	01/24/2017
078566	01/18/2017	W/R	BUFFALO WILD WINGS-ONTARIO	240.00	01/24/2017
078567	01/18/2017	W/R	COWLES, CINDY	1,110.88	01/24/2017
078568	01/18/2017	W/R	COOLE SCHOOL	68.75	01/26/2017
078569	01/18/2017	W/R	JEFFRIES, DREW T	250.00	01/23/2017
078570	01/18/2017	W/R	GIONINO'S PIZZERIA	90.68	01/23/2017
078571	01/18/2017	W/R	GOLDEN CORRAL	52.71	01/25/2017
078572	01/18/2017	W/R	HCC LIFE INSURANCE CO	33,312.30	01/23/2017
078573	01/18/2017	W/R	SWETLIC, JANICE	390.00	01/24/2017
078574	01/18/2017	W/R	LAMP, JULIE	80.00	01/30/2017
078575	01/18/2017	W/R	DOVE, KELLEY	35.54	01/23/2017
078576	01/18/2017	W/R	METROPOLITAN EDUCATIONAL	1,077.82	01/26/2017
078577	01/18/2017	W/R	OAT & CCC	240.00	01/26/2017
078578	01/18/2017	W/W	PARSONS SCHOOL OF DESIGN	1,000.00	
078579	01/18/2017	W/R	PHOTORAMA	435.00	01/30/2017
078580	01/18/2017	W/R	POST MASTER	94.00	01/23/2017
078581	01/18/2017	W/R	READING RECOVERY COUNCIL	1,005.00	01/27/2017
078582	01/18/2017	W/R	RICHLAND CO. HEALTH DEPT	2,530.80	01/25/2017
078583	01/18/2017	W/W	DeLUCA, SANDRA	8.00	
078584	01/18/2017	W/R	SCHOOL EMPLOYEES RETIREMENT	5,639.28	01/24/2017
078585	01/18/2017	W/W	UNIVERSITY OF AKRON	1,000.00	
078586	01/18/2017	W/R	GOLDEN CORRAL	56.90	01/25/2017

Date: 2/03/2017

C H E C K R E G I S T E R
Processing Month: January 2017
LEXINGTON LOCAL SCHOOLS

Page: 3
(CHKREG)

Check#	Check Date	Org Sta	Vendor Paid	Check Amount	Status Date
078587	01/18/2017	W/R	ADKINS, LISA	137.50	01/30/2017
078588	01/18/2017	W/R	OMEA	162.00	01/25/2017
078589	01/20/2017	W/R	AMERICAN TIME & SIGNAL	510.68	01/30/2017
078590	01/20/2017	W/R	LITTLE, ANDY J	250.00	01/30/2017
078591	01/20/2017	W/R	AUTOMATION PARTS WAREHOUSE	376.00	01/30/2017
078592	01/20/2017	W/R	CALLAHAN DOOR SALES	175.00	01/30/2017
078593	01/20/2017	W/R	CBIZ BENEFITS & INSURANCE	2,750.00	01/27/2017
078594	01/20/2017	W/R	CHARLES RITTER CO.	28.05	01/26/2017
078595	01/20/2017	W/R	CLEARWATER SYSTEMS	29.90	01/27/2017
078596	01/20/2017	W/R	COLUMBIA GAS OF OHIO	1,928.11	01/31/2017
078597	01/20/2017	W/R	BR BLEACHERS	1,000.00	01/27/2017
078598	01/20/2017	W/R	DIRECT ENERGY BUSINESS MARKETI	3,555.21	01/30/2017
078599	01/20/2017	W/R	E-CONOLIGHT	239.99	01/30/2017
078600	01/20/2017	W/R	FAMOUS ENTERPRISES, INC.	74.28	01/27/2017
078601	01/20/2017	W/W	FRONT & CENTER TURF	8,544.00	
078602	01/20/2017	W/R	GRAINGER	572.78	01/27/2017
078603	01/20/2017	W/R	HIGH SCHOOL AD NETWORK LLC	32.00	01/30/2017
078604	01/20/2017	W/R	COLE, JESSICA	125.00	01/26/2017
078605	01/20/2017	W/R	VANHOUTEN, JON	250.00	01/27/2017
078606	01/20/2017	W/W	LEWIS, LEAH	30.00	
078607	01/20/2017	W/R	LEXINGTON LOCAL SCHOOLS	481.25	01/24/2017
078608	01/20/2017	W/R	LIMBACH COMPANY LLC	225.00	01/27/2017
078609	01/20/2017	W/W	ZUPAN, LISA	1,200.00	
078610	01/20/2017	W/R	TOMELLEO, LOUIS MICHAEL	125.00	01/30/2017
078611	01/20/2017	W/R	MID-OHIO ED. SERVICE CENTER	150.00	01/26/2017
078612	01/20/2017	W/R	OAASFEP	475.00	01/30/2017
078613	01/20/2017	W/W	OAEP	210.00	
078614	01/20/2017	W/W	OHIO HIGH SCHOOL ATH. ASSOC.	185.17	
078615	01/20/2017	W/R	RENHILL GROUP, INC.	7,401.24	01/27/2017
078616	01/20/2017	W/R	RUMPKE	797.91	01/30/2017
078617	01/20/2017	W/R	SCHMIDT SECURITY	84.50	01/30/2017
078618	01/20/2017	W/R	SCHOLASTIC CLASSROOM MAGAZINES	112.20	01/30/2017
078619	01/20/2017	W/R	SCHOOL SPECIALTY INC.	273.13	01/30/2017
078620	01/20/2017	W/R	STANTON SHEET MUSIC	468.64	01/27/2017
078621	01/20/2017	W/R	TREASURER, STATE OF OHIO	75.00	01/31/2017
078622	01/20/2017	W/R	WEAVER, TROY J	250.00	01/30/2017
078623	01/20/2017	W/W	VOLZ FENCING	1,100.00	
078624	01/23/2017	W/R	OMEA	737.00	01/25/2017
078625	01/25/2017	B/B	SPURLING, BROCK	80.00	
078626	01/27/2017	W/W	A.B.L.E.	1,412.50	
078627	01/27/2017	W/W	AMERICAN ELECTRIC POWER	48,789.36	
078628	01/27/2017	W/W	BALL, BENJAMIN	28.62	
078629	01/27/2017	W/W	SIRINGER, BRITTANY	423.75	
078630	01/27/2017	W/W	BROOKES PUBLISHING	508.50	
078631	01/27/2017	W/W	CANTON CITY SCHOOLS	32.00	
078632	01/27/2017	W/W	CARDINAL BUS SALES & SERVICE	145.04	
078633	01/27/2017	W/W	CHARLES RITTER CO.	71.06	
078634	01/27/2017	W/W	COLORADO TIME SYSTEMS	930.00	
078635	01/27/2017	W/W	COLUMBUS STATE COMMUNITY	322.33	
078636	01/27/2017	W/W	CULLIGAN QUALITY WATER	37.00	
078637	01/27/2017	W/W	BOND, DAVID A	82.62	
078638	01/27/2017	W/W	DELL MARKETING L.P.	679.93	

Date: 2/03/2017

C H E C K R E G I S T E R
Processing Month: January 2017
LEXINGTON LOCAL SCHOOLS

Page: 4
(CHKREG)

Check#	Check Date	Org Sta	Vendor Paid	Check Amount	Status Date
078639	01/27/2017	W/W	MEYER, JEFF	675.00	
078640	01/27/2017	W/W	GUY, KATHERINE	155.76	
078641	01/27/2017	W/W	KELL ACE HARDWARE	252.45	
078642	01/27/2017	W/W	DOVE, KELLEY	30.00	
078643	01/27/2017	W/W	LAGUNA CLAY COMPANY	1,532.23	
078644	01/27/2017	W/W	LEXINGTON LOCAL SCHOOLS	26.25	
078645	01/27/2017	W/W	MADISON LOCAL SCHOOLS	6,538.21	
078646	01/27/2017	W/W	MID-OHIO ED. SERVICE CENTER	715.88	
078647	01/27/2017	W/W	OCLRE	340.00	
078648	01/27/2017	W/W	OHIO HEALTH CONSORTIUM, INC.	114.00	
078649	01/27/2017	W/W	OMEA	240.00	
078650	01/27/2017	W/W	TOMMELLEO, ROBERT J	27.54	
078651	01/27/2017	W/W	FREUNDLICH, SARAH	175.00	
078652	01/27/2017	W/W	SCHOOL SPECIALTY INC.	299.00	
078653	01/27/2017	W/W	HOLLOWAY, SHEILA	180.00	
078654	01/27/2017	W/W	SHIRT SHACK, INC.	203.50	
078655	01/27/2017	W/W	SPYDER SIGNS AND GRAPHICS	922.00	
078656	01/27/2017	W/W	STANTON SHEET MUSIC	49.45	
078657	01/27/2017	W/W	TEACHER SYNERGY LLC	50.00	
078658	01/27/2017	W/V	THE CENTER FOR INDIVIDUAL &	391.50	01/27/2017
078659	01/27/2017	W/R	SCHEIBER, TODD	82.62	01/31/2017
078660	01/27/2017	W/W	TRANSPORTATION ACCESSORIES CO.	78.86	
078661	01/27/2017	W/W	US BANK	2,987.45	
078662	01/27/2017	W/W	WAL-MART DISCOUNT CITIES	410.31	
078663	01/27/2017	W/W	WOLFF BROS. SUPPLY, INC.	517.61	
078664	01/30/2017	W/W	SHELDON, AMANDA	140.00	
078665	01/30/2017	W/W	COWLES, CINDY	1,110.88	
078666	01/30/2017	W/W	JEFFRIES, DREW T	250.00	
078667	01/30/2017	W/W	SWETLIC, JANICE	305.00	
078668	01/30/2017	W/W	POST MASTER	490.00	
078669	01/30/2017	W/W	THE CENTER FOR INDIVIDUAL &	391.50	
078670	01/31/2017	W/W	LEXINGTON ATHLETIC DEPT.	3,785.00	
690924	01/05/2017	C/R	LEXINGTON SCHOOLS - PAYROLL	532,961.84	01/20/2017
690925	01/20/2017	C/R	LEXINGTON SCHOOLS - PAYROLL	568,065.32	01/20/2017
690926	01/17/2017	M/M	LEXINGTON SCHOOLS - PAYROLL	7,210.95	
690927	01/17/2017	M/M	MEMO-S.T.R.S.	5,783.21	
690928	01/19/2017	M/M	ANTHEM BENEFIT SERVICES	327,573.53	
690929	01/19/2017	M/M	OHIO BUREAU OF WORKERS'	1,069.99	
690930	01/19/2017	M/M	MEMO-S.T.R.S.	5,935.11	
690931	01/23/2017	M/M	OHIO BUREAU OF WORKERS'	11.00	
690932	01/23/2017	M/M	LEXINGTON SCHOOLS - PAYROLL	7,687.27	
690933	01/30/2017	M/M	MEMO-MID OHIO ESC	4,375.31	
690934	01/23/2017	M/M	GORDON FOOD SERVICE	19,060.26	
690936	01/31/2017	M/M	MEMO-S.E.R.S.	42,700.00	
690937	01/31/2017	M/M	MEMO-S.T.R.S.	109,320.00	
Total Checks Issued				\$ 1,885,036.41	

LEXINGTON LOCAL SCHOOLS
 TRANS. BY FUND/RCPT, ALL FUNDS
 DATES 01/01/2017 THRU 01/31/2017
 SORTED BY TRANSACTION DATE

TRANS NO	ITEM NO	TRANS DATE	STS	DESCRIPTION OR SOURCE	TI	FUND	RCPT	SPCC	SUBJ	OPU	TRANS AMOUNT
069899	0001	01/03/2017	A	Tuition pymt	03	001	1211	0000	000000	000	614.58
069903	0001	01/04/2017	A	Preschool tuition	03	001	1211	0000	000000	500	100.00
069905	0001	01/05/2017	A	Preschool tuition	03	001	1211	0000	000000	500	300.00
069911	0001	01/06/2017	A	Preschool tuition	03	001	1211	0000	000000	500	100.00
069914	0001	01/06/2017	A	Moranda Jan tuition	03	001	1211	0000	000000	000	1,229.16
069919	0001	01/09/2017	A	Preschool tuition	03	001	1211	0000	000000	500	600.00
069923	0001	01/11/2017	A	Preschool tuition	03	001	1211	0000	000000	500	900.00
069931	0001	01/12/2017	A	Preschool tuition	03	001	1211	0000	000000	500	100.00
069939	0001	01/13/2017	A	Preschool tuition	03	001	1211	0000	000000	500	400.00
069956	0005	01/18/2017	A	Tuition	03	001	1211	0000	000000	000	2,458.32
069960	0001	01/19/2017	A	Preschool tuition	03	001	1211	0000	000000	500	300.00
069968	0001	01/20/2017	A	Tuition pymt	03	001	1211	0000	000000	000	614.58
069994	0001	01/24/2017	A	Preschool tuition	03	001	1211	0000	000000	500	200.00
070008	0001	01/25/2017	A	Preschool tuition	03	001	1211	0000	000000	500	100.00
070000	0001	01/26/2017	A	Preschool tuition	03	001	1211	0000	000000	500	500.00
070004	0001	01/27/2017	A	Tuition pymt	03	001	1211	0000	000000	000	610.00
070021	0001	01/31/2017	A	Preschool tuition	03	001	1211	0000	000000	500	200.00
RCPT CODE SUB-TOTAL:											9,326.64
069925	0012	01/13/2017	A	Open Enrollment Revenue	03	001	1227	0000	000000	000	200.00
069982	0012	01/27/2017	A	Open Enrollment Revenue	03	001	1227	0000	000000	000	90.91
RCPT CODE SUB-TOTAL:											290.91
070024	0001	01/31/2017	A	Richland Bank Jan Interest	03	001	1410	0000	000000	000	6,070.95
RCPT CODE SUB-TOTAL:											6,070.95
069909	0001	01/06/2017	A	Western school fees	03	001	1740	0000	000000	500	15.50
069921	0001	01/09/2017	A	Central school fees	03	001	1740	0000	000000	400	20.00
069936	0004	01/13/2017	A	Eastern Fees	03	001	1740	0000	000000	300	30.00
069941	0001	01/17/2017	A	HS School fees	03	001	1740	0000	000000	100	20.00
069965	0001	01/20/2017	A	HS fees	03	001	1740	0000	000000	100	56.00
069973	0001	01/23/2017	A	Western school fees	03	001	1740	0000	000000	500	20.00
069992	0001	01/23/2017	A	Central school fees	03	001	1740	0000	000000	400	28.00
069993	0001	01/24/2017	A	Western school fees	03	001	1740	0000	000000	500	23.00
070001	0001	01/27/2017	A	HS School fees	03	001	1740	0000	000000	100	50.00
070015	0001	01/30/2017	A	HS School fees	03	001	1740	0000	000000	100	25.00
070023	0001	01/31/2017	A	HS Fees - Pay For It	03	001	1740	0000	000000	100	57.00
070023	0002	01/31/2017	A	Central Fees - Pay For It	03	001	1740	0000	000000	400	0.00
070023	0003	01/31/2017	A	Jr High Fees - Pay For It	03	001	1740	0000	000000	400	57.00
070023	0004	01/31/2017	A	Eastern Fees - Pay For It	03	001	1740	0000	000000	400	0.00
070023	0005	01/31/2017	A	Western Fees - Pay For It	03	001	1740	0000	000000	400	30.00

STATUS (STS) CODES:

A-RECEIPT B-REFUND OF RECEIPT V-VOID REFUND OF RECEIPT X-REDUCTION OF EXPENDITURE
 C-APPROPRIATION OR BUDGET MODIFICATIONS D-EXPENSE/SUPPLIES DISTRIBUTION F-FUND TO FUND TRANSFER

TRANS NO	ITEM NO	TRANS DATE	STS	DESCRIPTION OR SOURCE	TI	FUND	RCPT	SPCE	SUBJ	OPU	TRANS AMOUNT
RCPT CODE SUB-TOTAL:											431.50
069978	0001	01/24/2017	A	Bldg Rental	03	001	1810	0000	000000	000	180.30
RCPT CODE SUB-TOTAL:											180.30
069898	0002	01/03/2017	A	Lex Ave Exec Office Tax Abate	03	001	1880	0000	000000	000	1,842.00
RCPT CODE SUB-TOTAL:											1,842.00
069897	0001	01/03/2017	A	Ins Claim reimb	03	001	1890	0000	000000	000	1,000.00
069922	0001	01/11/2017	A	Sale of textbooks	03	001	1890	0000	000000	000	56.25
069980	0001	01/24/2017	A	E-Rate payment	03	001	1890	0000	000000	000	6,035.11
070014	0003	01/30/2017	A	Houston Jury Duty Payment	03	001	1890	0000	000000	000	10.00
RCPT CODE SUB-TOTAL:											7,101.36
069925	0001	01/13/2017	A	Opportunity Grant	03	001	3110	0000	000000	000	302,202.85
069925	0002	01/13/2017	A	Targeted Assistance	03	001	3110	0000	000000	000	26,189.18
069925	0003	01/13/2017	A	K-3 Literacy Funding	03	001	3110	0000	000000	000	5,827.83
069925	0005	01/13/2017	A	Limited English Prof Funding	03	001	3110	0000	000000	000	262.90
069925	0006	01/13/2017	A	Gifted Education Funding	03	001	3110	0000	000000	000	5,142.16
069925	0007	01/13/2017	A	Transportation	03	001	3110	0000	000000	000	22,452.01
069925	0008	01/13/2017	A	Special Education Funding	03	001	3110	0000	000000	000	37,877.26
069925	0010	01/13/2017	A	Preschool Special Educ Funding	03	001	3110	0000	000000	000	5,979.85
069925	0011	01/13/2017	A	Special Educ Transportation	03	001	3110	0000	000000	000	1,685.72
069925	0019	01/13/2017	A	JV01 FY 2016 SFPR Adjustment	03	001	3110	0000	000000	000	836.22-
069925	0020	01/13/2017	A	JV02 FY 2016 SFPR Adjustment	03	001	3110	0000	000000	000	995.62-
069982	0001	01/27/2017	A	Opportunity Grant	03	001	3110	0000	000000	000	299,688.55
069982	0002	01/27/2017	A	Targeted Assistance	03	001	3110	0000	000000	000	28,177.41
069982	0003	01/27/2017	A	K-3 Literacy Funding	03	001	3110	0000	000000	000	5,815.86
069982	0005	01/27/2017	A	Limited English Prof Funding	03	001	3110	0000	000000	000	266.03
069982	0006	01/27/2017	A	Gifted Education Funding	03	001	3110	0000	000000	000	5,101.61
069982	0007	01/27/2017	A	Transportation	03	001	3110	0000	000000	000	22,452.01
069982	0008	01/27/2017	A	Special Education Funding	03	001	3110	0000	000000	000	41,468.91
069982	0010	01/27/2017	A	Preschool Special Educ Funding	03	001	3110	0000	000000	000	5,711.46
069982	0011	01/27/2017	A	Special Educ Transportation	03	001	3110	0000	000000	000	1,680.60
069982	0019	01/27/2017	A	JV01 FY 2016 SFPR Adjustment	03	001	3110	0000	000000	000	836.22-
069982	0020	01/27/2017	A	JV02 FY 2016 SFPR Adjustment	03	001	3110	0000	000000	000	995.62-
RCPT CODE SUB-TOTAL:											814,318.52
070010	0001	01/31/2017	A	Casino Revenue	03	001	3190	0000	000000	000	58,600.05

STATUS (STS) CODES:

A-RECEIPT B-REFUND OF RECEIPT V-VOID REFUND OF RECEIPT X-REDUCTION OF EXPENDITURE
 C-AFFPROPRIATION OR BUDGET MODIFICATIONS D-EXPENSE/SUPPLIES DISTRIBUTION F-FUND TO FUND TRANSFER

DATE: 02/03/2017
 TIME: 08:21

LEXINGTON LOCAL SCHOOLS
 TRANS. BY FUND/RCPT, ALL FUNDS
 DATES 01/01/2017 THRU 01/31/2017
 SORTED BY TRANSACTION DATE

PAGE: 3
 (RECLD)

TRANS NO	ITEM NO	TRANS DATE	STS	DESCRIPTION OR SOURCE	TI	FUND	RCPT	SPEC	SUBJ	OPU	TRANS AMOUNT
RCPT CODE SUB-TOTAL:											58,600.05
069925	0004	01/13/2017	A	Economic Disadvantaged Funding	03	001	3211	0000	000000	000	2,706.32
069982	0004	01/27/2017	A	Economic Disadvantaged Funding	03	001	3211	0000	000000	000	2,644.50
RCPT CODE SUB-TOTAL:											5,350.82
069925	0009	01/13/2017	A	Career Tech Education Funding	03	001	3219	0000	000000	000	440.81
069982	0009	01/27/2017	A	Career Tech Education Funding	03	001	3219	0000	000000	000	440.80
RCPT CODE SUB-TOTAL:											881.61
070020	0001	01/31/2017	A	MEDICAID Recd -1/12/17	03	001	3300	0000	000000	000	1,146.97
070020	0002	01/31/2017	A	MEDICAID Recd -1/20/17	03	001	3300	0000	000000	000	68,951.74
RCPT CODE SUB-TOTAL:											70,098.71
069956	0004	01/18/2017	A	BWC Premium Refund	03	001	5300	0000	000000	000	889.60
RCPT CODE SUB-TOTAL:											889.60
FUND CODE SUB-TOTAL:											975,382.97
070024	0005	01/31/2017	A	Richland Bank Jan Interest	03	006	1410	0000	000000	000	0.00
RCPT CODE SUB-TOTAL:											0.00
069929	0026	01/11/2017	A	HS Breakfast	03	006	1511	0000	000000	100	120.30
069929	0027	01/11/2017	A	Jr. Hi Breakfast	03	006	1511	0000	000000	200	14.85
069929	0028	01/11/2017	A	Eastern Breakfast	03	006	1511	0000	000000	300	42.90
069929	0029	01/11/2017	A	Central Breakfast	03	006	1511	0000	000000	400	26.40
069929	0030	01/11/2017	A	Western Breakfast	03	006	1511	0000	000000	500	11.70
069950	0026	01/13/2017	A	HS Breakfast	03	006	1511	0000	000000	100	116.25
069950	0027	01/13/2017	A	Jr. Hi Breakfast	03	006	1511	0000	000000	200	27.75
069950	0028	01/13/2017	A	Eastern Breakfast	03	006	1511	0000	000000	300	56.00
069950	0029	01/13/2017	A	Central Breakfast	03	006	1511	0000	000000	400	30.60
069950	0030	01/13/2017	A	Western Breakfast	03	006	1511	0000	000000	500	14.30
069971	0026	01/20/2017	A	HS Breakfast	03	006	1511	0000	000000	100	139.30
069971	0027	01/20/2017	A	Jr. Hi Breakfast	03	006	1511	0000	000000	200	10.40
069971	0028	01/20/2017	A	Eastern Breakfast	03	006	1511	0000	000000	300	35.75
069971	0029	01/20/2017	A	Central Breakfast	03	006	1511	0000	000000	400	15.30
069971	0030	01/20/2017	A	Western Breakfast	03	006	1511	0000	000000	500	17.10

STATUS (STS) CODES:

A-RECEIPT B-REFUND OF RECEIPT V-VOID REFUND OF RECEIPT X-REDUCTION OF EXPENDITURE
 C-APPROPRIATION OR BUDGET MODIFICATIONS D-EXPENSE/SUPPLIES DISTRIBUTION F-FUND TO FUND TRANSFER

DATE: 02/03/2017
 TIME: 08:21

LEXINGTON LOCAL SCHOOLS
 TRANS. BY FUND/RCPT, ALL FUNDS
 DATES 01/01/2017 THRU 01/31/2017
 SORTED BY TRANSACTION DATE

PAGE: 5
 (RECEIVED)

TRANS NO	ITEM NO	TRANS DATE	STS	DESCRIPTION OR SOURCE	TI	FUND	RCPT	SPCC	SUBJ	OPU	TRANS AMOUNT
069971	0005	01/20/2017	A	HS ROA Stu. Type A	03	006	1512	0000	000000	100	968.72-
069971	0006	01/20/2017	A	Jr Hi Stu. Type A	03	006	1512	0000	000000	200	987.45
069971	0010	01/20/2017	A	Jr. Hi ROA Stu Type A	03	006	1512	0000	000000	200	291.60-
069971	0011	01/20/2017	A	Eastern Stu. Type A	03	006	1512	0000	000000	300	969.80
069971	0015	01/20/2017	A	Eastern ROA Stu. Type A	03	006	1512	0000	000000	300	198.87-
069971	0016	01/20/2017	A	Central Stu. Type A	03	006	1512	0000	000000	400	800.90
069971	0020	01/20/2017	A	Central ROA Stu. Type A	03	006	1512	0000	000000	400	278.44-
069971	0021	01/20/2017	A	Western Stu. Type A	03	006	1512	0000	000000	500	723.90
069971	0025	01/20/2017	A	Western ROA Stu. Type A	03	006	1512	0000	000000	500	240.23-
069983	0001	01/25/2017	A	HS Stu. Type A	03	006	1512	0000	000000	100	2,184.75-
069983	0005	01/25/2017	A	HS ROA Stu. Type A	03	006	1512	0000	000000	100	968.72
069983	0006	01/25/2017	A	Jr Hi Stu. Type A	03	006	1512	0000	000000	200	987.45-
069983	0010	01/25/2017	A	Jr. Hi ROA Stu Type A	03	006	1512	0000	000000	200	291.60
069983	0011	01/25/2017	A	Eastern Stu. Type A	03	006	1512	0000	000000	300	969.80-
069983	0015	01/25/2017	A	Eastern ROA Stu. Type A	03	006	1512	0000	000000	300	198.87
069983	0016	01/25/2017	A	Central Stu. Type A	03	006	1512	0000	000000	400	800.90-
069983	0020	01/25/2017	A	Central ROA Stu. Type A	03	006	1512	0000	000000	400	278.44
069983	0021	01/25/2017	A	Western Stu. Type A	03	006	1512	0000	000000	500	723.90-
069983	0025	01/25/2017	A	Western ROA Stu. Type A	03	006	1512	0000	000000	500	240.23
069984	0001	01/25/2017	A	HS Stu. Type A	03	006	1512	0000	000000	100	2,185.75
069984	0005	01/25/2017	A	HS ROA Stu. Type A	03	006	1512	0000	000000	100	968.72-
069984	0006	01/25/2017	A	Jr Hi Stu. Type A	03	006	1512	0000	000000	200	987.45
069984	0010	01/25/2017	A	Jr. Hi ROA Stu Type A	03	006	1512	0000	000000	200	291.60-
069984	0011	01/25/2017	A	Eastern Stu. Type A	03	006	1512	0000	000000	300	969.80
069984	0015	01/25/2017	A	Eastern ROA Stu. Type A	03	006	1512	0000	000000	300	198.87-
069984	0016	01/25/2017	A	Central Stu. Type A	03	006	1512	0000	000000	400	800.90
069984	0020	01/25/2017	A	Central ROA Stu. Type A	03	006	1512	0000	000000	400	278.44-
069984	0021	01/25/2017	A	Western Stu. Type A	03	006	1512	0000	000000	500	723.90
069984	0025	01/25/2017	A	Western ROA Stu. Type A	03	006	1512	0000	000000	500	240.23-
070011	0001	01/27/2017	A	HS Stu. Type A	03	006	1512	0000	000000	100	2,604.95
070011	0005	01/27/2017	A	HS ROA Stu. Type A	03	006	1512	0000	000000	100	1,027.45-
070011	0006	01/27/2017	A	Jr Hi Stu. Type A	03	006	1512	0000	000000	200	1,194.85
070011	0010	01/27/2017	A	Jr. Hi ROA Stu Type A	03	006	1512	0000	000000	200	497.96-
070011	0011	01/27/2017	A	Eastern Stu. Type A	03	006	1512	0000	000000	300	1,232.75
070011	0015	01/27/2017	A	Eastern ROA Stu. Type A	03	006	1512	0000	000000	300	728.71-
070011	0016	01/27/2017	A	Central Stu. Type A	03	006	1512	0000	000000	400	1,085.10
070011	0020	01/27/2017	A	Central ROA Stu. Type A	03	006	1512	0000	000000	400	406.65-
070011	0021	01/27/2017	A	Western Stu. Type A	03	006	1512	0000	000000	500	1,028.80
070011	0025	01/27/2017	A	Western ROA Stu. Type A	03	006	1512	0000	000000	500	422.35-
070022	0001	01/31/2017	A	HS Stu. Type A	03	006	1512	0000	000000	100	1,051.40
070022	0005	01/31/2017	A	HS ROA Stu. Type A	03	006	1512	0000	000000	100	336.00-
070022	0006	01/31/2017	A	Jr Hi Stu. Type A	03	006	1512	0000	000000	200	454.15
070022	0010	01/31/2017	A	Jr. Hi ROA Stu Type A	03	006	1512	0000	000000	200	246.06-
070022	0011	01/31/2017	A	Eastern Stu. Type A	03	006	1512	0000	000000	300	439.55

STATUS (STS) CODES:

A-RECEIPT B-REFUND OF RECEIPT U-VOID REFUND OF RECEIPT X-REDUCTION OF EXPENDITURE
 C-APPROPRIATION OR BUDGET MODIFICATIONS D-EXPENSE/SUPPLIES DISTRIBUTION F-FUND TO FUND TRANSFER

LEXINGTON LOCAL SCHOOLS
 TRANS. BY FUND/RCPT, ALL FUNDS
 DATES 01/01/2017 THRU 01/31/2017
 SORTED BY TRANSACTION DATE

TRANS NO	ITEM NO	TRANS DATE	STS DESCRIPTION OR SOURCE	TI FUND RCPT SPCC SUBJ	OPU	TRANS AMOUNT
070022	0015	01/31/2017	A Eastern ROA Stu. Type A	03 006 1512 0000 000000	300	204.35-
070022	0016	01/31/2017	A Central Stu. Type A	03 006 1512 0000 000000	400	364.10
070022	0020	01/31/2017	A Central ROA Stu. Type A	03 006 1512 0000 000000	400	157.49
070022	0021	01/31/2017	A Western Stu. Type A	03 006 1512 0000 000000	500	325.00
070022	0025	01/31/2017	A Western ROA Stu. Type A	03 006 1512 0000 000000	500	219.85-
070023	0006	01/31/2017	A HS Lunch - Pay For It	03 006 1512 0000 000000	100	3,707.25
070023	0007	01/31/2017	A Jr High Lunch - Pay For It	03 006 1512 0000 000000	200	2,178.05
070023	0008	01/31/2017	A Eastern Lunch - Pay For It	03 006 1512 0000 000000	300	1,960.25
070023	0009	01/31/2017	A Central Lunch - Pay For It	03 006 1512 0000 000000	400	1,284.75
070023	0010	01/31/2017	A Western Lunch - Pay For It	03 006 1512 0000 000000	500	1,546.75
RCPT CODE SUB-TOTAL:						28,868.92
069929	0003	01/11/2017	A HS Stu. Ala Carte	03 006 1513 0000 000000	100	1,248.35
069929	0008	01/11/2017	A Jr. Hi Stu. Ala Carte	03 006 1513 0000 000000	200	351.95
069929	0013	01/11/2017	A Eastern Stu. Ala Carte	03 006 1513 0000 000000	300	248.11
069929	0018	01/11/2017	A Central Stu. Ala Carte	03 006 1513 0000 000000	400	86.00
069929	0023	01/11/2017	A Western Stu. Ala Carte	03 006 1513 0000 000000	500	92.50
069950	0003	01/13/2017	A HS Stu. Ala Carte	03 006 1513 0000 000000	100	1,357.80
069950	0008	01/13/2017	A Jr. Hi Stu. Ala Carte	03 006 1513 0000 000000	200	405.80
069950	0013	01/13/2017	A Eastern Stu. Ala Carte	03 006 1513 0000 000000	300	237.35
069950	0018	01/13/2017	A Central Stu. Ala Carte	03 006 1513 0000 000000	400	85.75
069950	0023	01/13/2017	A Western Stu. Ala Carte	03 006 1513 0000 000000	500	101.00
069971	0003	01/20/2017	A HS Stu. Ala Carte	03 006 1513 0000 000000	100	1,266.40
069971	0008	01/20/2017	A Jr. Hi Stu. Ala Carte	03 006 1513 0000 000000	200	351.75
069971	0013	01/20/2017	A Eastern Stu. Ala Carte	03 006 1513 0000 000000	300	222.30
069971	0018	01/20/2017	A Central Stu. Ala Carte	03 006 1513 0000 000000	400	106.50
069971	0023	01/20/2017	A Western Stu. Ala Carte	03 006 1513 0000 000000	500	123.75
069983	0003	01/25/2017	A HS Stu. Ala Carte	03 006 1513 0000 000000	100	1,266.40-
069983	0008	01/25/2017	A Jr. Hi Stu. Ala Carte	03 006 1513 0000 000000	200	351.75-
069983	0013	01/25/2017	A Eastern Stu. Ala Carte	03 006 1513 0000 000000	300	222.30-
069983	0018	01/25/2017	A Central Stu. Ala Carte	03 006 1513 0000 000000	400	106.50-
069983	0023	01/25/2017	A Western Stu. Ala Carte	03 006 1513 0000 000000	500	123.75-
069984	0003	01/25/2017	A HS Stu. Ala Carte	03 006 1513 0000 000000	100	1,266.40
069984	0008	01/25/2017	A Jr. Hi Stu. Ala Carte	03 006 1513 0000 000000	200	351.75
069984	0013	01/25/2017	A Eastern Stu. Ala Carte	03 006 1513 0000 000000	300	222.30
069984	0018	01/25/2017	A Central Stu. Ala Carte	03 006 1513 0000 000000	400	106.50
069984	0023	01/25/2017	A Western Stu. Ala Carte	03 006 1513 0000 000000	500	123.75
070011	0003	01/27/2017	A HS Stu. Ala Carte	03 006 1513 0000 000000	100	1,522.05
070011	0008	01/27/2017	A Jr. Hi Stu. Ala Carte	03 006 1513 0000 000000	200	473.55
070011	0013	01/27/2017	A Eastern Stu. Ala Carte	03 006 1513 0000 000000	300	259.30
070011	0018	01/27/2017	A Central Stu. Ala Carte	03 006 1513 0000 000000	400	122.00
070011	0023	01/27/2017	A Western Stu. Ala Carte	03 006 1513 0000 000000	500	163.55
070022	0003	01/31/2017	A HS Stu. Ala Carte	03 006 1513 0000 000000	100	660.50

STATUS (STS) CODES:
 A-RECEIPT B-REFUND OF RECEIPT V-VOID REFUND OF RECEIPT X-REDUCTION OF EXPENDITURE
 C-APPROPRIATION OR BUDGET MODIFICATIONS D-EXPENSE/SUPPLIES DISTRIBUTION F-FUND TO FUND TRANSFER

LEXINGTON LOCAL SCHOOLS
 TRANS. BY FUND/RCPT, ALL FUNDS
 DATES 01/01/2017 THRU 01/31/2017
 SORTED BY TRANSACTION DATE

TRANS NO	ITEM NO	TRANS DATE	STS	DESCRIPTION OR SOURCE	TI	FUND	RCPT	SPCC	SUBJ	OPU	TRANS AMOUNT
070022	0008	01/31/2017	A	Jr. Hi Stu. Ala Carte	03	006	1513	0000	000000	200	196.40
070022	0013	01/31/2017	A	Eastern Stu. Ala Carte	03	006	1513	0000	000000	300	94.00
070022	0018	01/31/2017	A	Central Stu. Ala Carte	03	006	1513	0000	000000	400	35.50
070022	0023	01/31/2017	A	Western Stu. Ala Carte	03	006	1513	0000	000000	500	61.00
RCPT CODE SUB-TOTAL:											9,873.16
069929	0002	01/11/2017	A	HS Stu. Milk	03	006	1514	0000	000000	100	20.00
069929	0007	01/11/2017	A	Jr. Hi. Stu Milk	03	006	1514	0000	000000	200	11.50
069929	0012	01/11/2017	A	Eastern Stu. Milk	03	006	1514	0000	000000	300	5.00
069929	0017	01/11/2017	A	Central Stu. Milk	03	006	1514	0000	000000	400	11.00
069929	0022	01/11/2017	A	Western Stu. Milk	03	006	1514	0000	000000	500	12.50
069950	0002	01/13/2017	A	HS Stu. Milk	03	006	1514	0000	000000	100	25.00
069950	0007	01/13/2017	A	Jr. Hi. Stu Milk	03	006	1514	0000	000000	200	14.50
069950	0012	01/13/2017	A	Eastern Stu. Milk	03	006	1514	0000	000000	300	3.00
069950	0017	01/13/2017	A	Central Stu. Milk	03	006	1514	0000	000000	400	7.00
069950	0022	01/13/2017	A	Western Stu. Milk	03	006	1514	0000	000000	500	11.50
069971	0002	01/20/2017	A	HS Stu. Milk	03	006	1514	0000	000000	100	19.00
069971	0007	01/20/2017	A	Jr. Hi. Stu Milk	03	006	1514	0000	000000	200	17.50
069971	0012	01/20/2017	A	Eastern Stu. Milk	03	006	1514	0000	000000	300	3.50
069971	0017	01/20/2017	A	Central Stu. Milk	03	006	1514	0000	000000	400	6.00
069971	0022	01/20/2017	A	Western Stu. Milk	03	006	1514	0000	000000	500	13.00
069983	0002	01/25/2017	A	HS Stu. Milk	03	006	1514	0000	000000	100	19.00-
069983	0007	01/25/2017	A	Jr. Hi. Stu Milk	03	006	1514	0000	000000	200	17.50-
069983	0012	01/25/2017	A	Eastern Stu. Milk	03	006	1514	0000	000000	300	3.50-
069983	0017	01/25/2017	A	Central Stu. Milk	03	006	1514	0000	000000	400	6.00-
069983	0022	01/25/2017	A	Western Stu. Milk	03	006	1514	0000	000000	500	13.00-
069984	0002	01/25/2017	A	HS Stu. Milk	03	006	1514	0000	000000	100	19.00
069984	0007	01/25/2017	A	Jr. Hi. Stu Milk	03	006	1514	0000	000000	200	17.50
069984	0012	01/25/2017	A	Eastern Stu. Milk	03	006	1514	0000	000000	300	3.50
069984	0017	01/25/2017	A	Central Stu. Milk	03	006	1514	0000	000000	400	6.00
069984	0022	01/25/2017	A	Western Stu. Milk	03	006	1514	0000	000000	500	13.00
070011	0002	01/27/2017	A	HS Stu. Milk	03	006	1514	0000	000000	100	35.50
070011	0007	01/27/2017	A	Jr. Hi. Stu Milk	03	006	1514	0000	000000	200	15.00
070011	0012	01/27/2017	A	Eastern Stu. Milk	03	006	1514	0000	000000	300	5.00
070011	0017	01/27/2017	A	Central Stu. Milk	03	006	1514	0000	000000	400	8.50
070011	0022	01/27/2017	A	Western Stu. Milk	03	006	1514	0000	000000	500	12.50
070022	0002	01/31/2017	A	HS Stu. Milk	03	006	1514	0000	000000	100	9.50
070022	0007	01/31/2017	A	Jr. Hi. Stu Milk	03	006	1514	0000	000000	200	6.50
070022	0012	01/31/2017	A	Eastern Stu. Milk	03	006	1514	0000	000000	300	2.00
070022	0017	01/31/2017	A	Central Stu. Milk	03	006	1514	0000	000000	400	2.50
070022	0022	01/31/2017	A	Western Stu. Milk	03	006	1514	0000	000000	500	7.50
RCPT CODE SUB-TOTAL:											284.50

STATUS (STS) CODES:
 A-RECEIPT B-REFUND OF RECEIPT V-VOID REFUND OF RECEIPT X-REDUCTION OF EXPENDITURE
 C-APPROPRIATION OR BUDGET MODIFICATIONS D-EXPENSE/SUPPLIES DISTRIBUTION F-FUND TO FUND TRANSFER

LEXINGTON LOCAL SCHOOLS
 TRANS. BY FUND/RCPT, ALL FUNDS
 DATES 01/01/2017 THRU 01/31/2017
 SORTED BY TRANSACTION DATE

TRANS NO	ITEM NO	TRANS DATE	STS	DESCRIPTION OR SOURCE	TI	FUND	RCPT	SPCC	SUBJ	OPU	TRANS AMOUNT
070009	0001	01/31/2017	A	State Lunch Jan 2017 -Centra	03	006	3200	0000	000000	400	284.52
070009	0002	01/31/2017	A	State Lunch Jan 2017- East	03	006	3200	0000	000000	300	369.87
070009	0003	01/31/2017	A	State Lunch Jan 2017- HS	03	006	3200	0000	000000	100	327.20
070009	0004	01/31/2017	A	State Lunch Jan 2017 - JH	03	006	3200	0000	000000	200	241.84
070009	0005	01/31/2017	A	State Lunch Jan 2017 Western	03	006	3200	0000	000000	500	199.16
RCPT CODE SUB-TOTAL:											1,422.59
069957	0001	01/20/2017	A	Federal Reimb Lunch High	03	006	4120	0000	000000	100	5,007.42
069957	0002	01/20/2017	A	Federal Reimb Lunch Jr High	03	006	4120	0000	000000	200	4,051.48
069957	0003	01/20/2017	A	Federal Reimb Lunch Central	03	006	4120	0000	000000	400	4,433.42
069957	0004	01/20/2017	A	Federal Reimb Lunch East	03	006	4120	0000	000000	300	5,648.58
069957	0005	01/20/2017	A	Federal Reimb Lunch Western	03	006	4120	0000	000000	500	3,109.16
069957	0006	01/20/2017	A	Fed Reimb Breakfast - High	03	006	4120	0000	000000	100	567.77
069957	0007	01/20/2017	A	Federal Reimb Breakfast - Jr H	03	006	4120	0000	000000	200	576.46
069957	0008	01/20/2017	A	Federal Reimb Break - Central	03	006	4120	0000	000000	400	673.69
069957	0009	01/20/2017	A	Federal Reimb Break - East	03	006	4120	0000	000000	300	1,105.34
069957	0010	01/20/2017	A	Federal Reimb Break - Western	03	006	4120	0000	000000	500	572.74
069957	0011	01/20/2017	A	Preschool Milk - Western	03	006	4120	1280	000000	500	94.92
RCPT CODE SUB-TOTAL:											25,840.98
FUND CODE SUB-TOTAL:											79,077.12
070024	0006	01/31/2017	A	Richland Bank Jan Interest	03	007	1410	9100	000000	000	12.87
RCPT CODE SUB-TOTAL:											12.87
FUND CODE SUB-TOTAL:											12.87
070024	0003	01/31/2017	A	Richland Bank Jan Interest	03	007	1410	9800	000000	000	10.55
RCPT CODE SUB-TOTAL:											10.55
FUND CODE SUB-TOTAL:											10.55
070024	0004	01/31/2017	A	Richland Bank Jan Interest	03	007	1410	9801	000000	000	1.55
RCPT CODE SUB-TOTAL:											1.55
FUND CODE SUB-TOTAL:											1.55

STATUS (STS) CODES:

A-RECEIPT B-REFUND OF RECEIPT V-VOID REFUND OF RECEIPT X-REDUCTION OF EXPENDITURE
 C-APPROPRIATION OR BUDGET MODIFICATIONS D-EXPENSE/SUPPLIES DISTRIBUTION F-FUND TO FUND TRANSFER

DATE: 02/03/2017
 TIME: 08:21

LEXINGTON LOCAL SCHOOLS
 TRANS. BY FUND/RCPT, ALL FUNDS
 DATES 01/01/2017 THRU 01/31/2017
 SORTED BY TRANSACTION DATE

PAGE: 10
 (RECLD)

TRANS NO	ITEM NO	TRANS DATE	STS DESCRIPTION OR SOURCE	TI FUND RCPT SPCC SUBJ	OPU	TRANS AMOUNT
069901	0001	01/03/2017	A Cuyahoga vending	03 018 1690 9100 000000 000		16.02
069901	0002	01/03/2017	A Merchant services	03 018 1690 9100 000000 000		28.83
069910	0001	01/06/2017	A MH coffee delivery	03 018 1690 9100 000000 000		62.53
069942	0001	01/17/2017	A MH Coffee service	03 018 1690 9100 000000 000		44.00
069953	0001	01/18/2017	A Bio Club t-shirt sales	03 018 1690 9100 000000 000		180.00
069964	0001	01/20/2017	A MH coffee service	03 018 1690 9100 000000 000		47.00
070002	0001	01/27/2017	A MH Coffee service	03 018 1690 9100 000000 000		54.45
RCPT CODE SUB-TOTAL:						432.83
FUND CODE SUB-TOTAL:						432.83
069930	0001	01/12/2017	A Damaged book fees	03 018 1620 9200 000000 000		85.00
RCPT CODE SUB-TOTAL:						85.00
070013	0002	01/26/2017	A Coke Commission Jr High	03 018 1690 9200 000000 000		35.04
RCPT CODE SUB-TOTAL:						35.04
FUND CODE SUB-TOTAL:						120.04
070013	0004	01/26/2017	A Coke Commission East	03 018 1690 9300 000000 000		32.87
RCPT CODE SUB-TOTAL:						32.87
FUND CODE SUB-TOTAL:						32.87
069962	0001	01/20/2017	A Coke machine	03 018 1630 9400 000000 000		12.09
069992	0002	01/23/2017	A Central fees princ acct	03 018 1630 9400 000000 000		2.00
RCPT CODE SUB-TOTAL:						14.09
FUND CODE SUB-TOTAL:						14.09
069921	0002	01/09/2017	A Box Tops	03 018 1890 9401 000000 000		918.00
RCPT CODE SUB-TOTAL:						918.00
FUND CODE SUB-TOTAL:						918.00

STATUS (STS) CODES:

A-RECEIPT B-REFUND OF RECEIPT V-VOID REFUND OF RECEIPT X-REDUCTION OF EXPENDITURE
 C-APPROPRIATION OR BUDGET MODIFICATIONS D-EXPENSE/SUPPLIES DISTRIBUTION F-FUND TO FUND TRANSFER

DATE: 02/03/2017
 TIME: 08:21

LEXINGTON LOCAL SCHOOLS
 TRANS. BY FUND/RCPT, ALL FUNDS
 DATES 01/01/2017 THRU 01/31/2017
 SORTED BY TRANSACTION DATE

PAGE: 11
 (RECLED)

TRANS NO	ITEM NO	TRANS DATE	STS	DESCRIPTION OR SOURCE	TI	FUND	RCPT	SPCC	SUBJ	OPU	TRANS AMOUNT
069909	0002	01/06/2017	A	Western fees princ acct	03	018	1630	9500	000000	000	7.00
069973	0002	01/23/2017	A	Western fees princ	03	018	1630	9500	000000	000	10.00
069993	0002	01/24/2017	A	Western school fees princ acct	03	018	1630	9500	000000	000	7.00
RCPT CODE SUB-TOTAL:											24.00
070013	0003	01/26/2017	A	Coke Commission Wester	03	018	1690	9500	000000	000	28.21
RCPT CODE SUB-TOTAL:											28.21
FUND CODE SUB-TOTAL:											52.21
069904	0001	01/04/2017	A	Boxtops for Edu	03	018	1890	9501	000000	000	1,530.00
RCPT CODE SUB-TOTAL:											1,530.00
FUND CODE SUB-TOTAL:											1,530.00
069936	0003	01/13/2017	A	PTO Recycling-Central	03	019	1890	9121	000000	000	8.94
069956	0003	01/18/2017	A	PTO Recycling-Central	03	019	1890	9121	000000	000	4.06
RCPT CODE SUB-TOTAL:											13.00
FUND CODE SUB-TOTAL:											13.00
069936	0001	01/13/2017	A	PTO Recycling-Eastern	03	019	1890	9122	000000	000	8.93
069956	0001	01/18/2017	A	PTO Recycling-Eastern	03	019	1890	9122	000000	000	4.06
RCPT CODE SUB-TOTAL:											12.99
FUND CODE SUB-TOTAL:											12.99
069936	0002	01/13/2017	A	PTO Recycling-Western	03	019	1890	9123	000000	000	8.93
069956	0002	01/18/2017	A	PTO Recycling-Western	03	019	1890	9123	000000	000	4.07
RCPT CODE SUB-TOTAL:											13.00
FUND CODE SUB-TOTAL:											13.00

STATUS (STS) CODES:

A-RECEIPT B-REFUND OF RECEIPT V-VOID REFUND OF RECEIPT X-REDUCTION OF EXPENDITURE
 C-APPROPRIATION OR BUDGET MODIFICATIONS D-EXPENSE/SUPPLIES DISTRIBUTION F-FUND TO FUND TRANSFER

DATE: 02/03/2017
 TIME: 08:21

LEXINGTON LOCAL SCHOOLS
 TRANS. BY FUND/RCPT, ALL FUNDS
 DATES 01/01/2017 THRU 01/31/2017
 SORTED BY TRANSACTION DATE

PAGE: 12
 (RECLE)

TRANS NO	ITEM NO	TRANS DATE	STS DESCRIPTION OR SOURCE	TI FUND RCPT SPCC SUBJ OFU	TRANS AMOUNT
069907	0001	01/05/2017	A Fall Tourns Cust Reimb	03 022 1615 9601 000000 000	
069924	0001	01/11/2017	A Fall Tourn revenue	03 022 1615 9601 000000 000	238.82-
					1,739.53-
RCPT CODE SUB-TOTAL:					1,978.35-
FUND CODE SUB-TOTAL:					1,978.35-
070024	0002	01/31/2017	A Richland Bank Jan Int. 024	03 024 1410 0000 000000 000	195.84
RCPT CODE SUB-TOTAL:					195.84
069900	0001	01/03/2017	A Heck Dec Ins Fyml	03 024 1872 0000 000000 000	1,657.03
069906	0001	01/05/2017	A Parker Jan cobra	03 024 1872 0000 000000 000	1,913.73
069908	0001	01/06/2017	A Kastran Dec Ins	03 024 1872 0000 000000 000	300.38
069969	0001	01/20/2017	A Employees' Premiums Jan	03 024 1872 0000 000000 000	56,345.69
069970	0001	01/20/2017	A Board's Premiums Jan	03 024 1872 0000 000000 000	327,573.53
069979	0001	01/24/2017	A Heck Jan Ins	03 024 1872 0000 000000 000	1,876.21
070005	0001	01/27/2017	A Rany Jan Ins	03 024 1872 0000 000000 000	54.73
070017	0001	01/31/2017	A Kastran Jan Ins premium	03 024 1872 0000 000000 000	279.45
RCPT CODE SUB-TOTAL:					390,000.75
FUND CODE SUB-TOTAL:					390,196.59
069961	0001	01/20/2017	A Spanish club dues	03 200 1630 9107 000000 000	10.00
RCPT CODE SUB-TOTAL:					10.00
FUND CODE SUB-TOTAL:					10.00
069940	0001	01/17/2017	A LED recycling	03 200 1690 9108 000000 000	18.26
RCPT CODE SUB-TOTAL:					18.26
FUND CODE SUB-TOTAL:					18.26
069943	0001	01/17/2017	A Fundraiser for Brownell	03 200 1620 9114 000000 000	58.41
RCPT CODE SUB-TOTAL:					58.41
FUND CODE SUB-TOTAL:					58.41

STATUS (STS) CODES:
 A-RECEIPT B-REFUND OF RECEIPT V-VOID REFUND OF RECEIPT X-REDUCTION OF EXPENDITURE
 C-APPROPRIATION OR BUDGET MODIFICATIONS D-EXPENSE/SUPPLIES DISTRIBUTION F-FUND TO FUND TRANSFER

DATE: 02/03/2017
 TIME: 08:21

LEXINGTON LOCAL SCHOOLS
 TRANS. BY FUND/RCPT, ALL FUNDS
 DATES 01/01/2017 THRU 01/31/2017
 SORTED BY TRANSACTION DATE

PAGE: 13
 (RECLED)

TRANS NO	ITEM NO	TRANS DATE	STS	DESCRIPTION OR SOURCE	TI	FUND	RCPT	SPCC	SUBJ	OPU	TRANS AMOUNT	
070018	0001	01/30/2017	A	NHS Membership Dues	03	200	1630	9121	000000	000	755.00	
											RCPT CODE SUB-TOTAL:	755.00
											FUND CODE SUB-TOTAL:	755.00
069991	0001	01/23/2017	A	Stu Concil Gatorade sale	03	200	1690	9301	000000	000	218.90	
											RCPT CODE SUB-TOTAL:	218.90
											FUND CODE SUB-TOTAL:	218.90
069933	0001	01/12/2017	A	JH FE Vending	03	300	1620	9206	000000	000	310.00	
											RCPT CODE SUB-TOTAL:	310.00
											FUND CODE SUB-TOTAL:	310.00
069890	0001	01/03/2017	A	2016/17 Winter Sports tickets	03	300	1610	9600	000000	000	70.00	
069895	0001	01/03/2017	A	Var/JV Boys BB adm 12/30	03	300	1610	9600	000000	707	2,250.00	
069912	0001	01/06/2017	A	JH Boys BB Adm 1/5	03	300	1610	9600	000000	715	100.00	
069913	0001	01/06/2017	A	Var/JV Girls Bb adm 1/5	03	300	1610	9600	000000	708	296.00	
069917	0001	01/09/2017	A	Swim meet adm 1/7	03	300	1610	9600	000000	709	338.00	
069918	0001	01/09/2017	A	Var/JV Girls BB Adm 1/7	03	300	1610	9600	000000	708	390.00	
069927	0001	01/11/2017	A	FR Boys BB Adm 1/9	03	300	1610	9600	000000	707	162.00	
069928	0001	01/11/2017	A	JH Girls BB Adm 1/9	03	300	1610	9600	000000	716	202.00	
069932	0001	01/12/2017	A	JH Girls BB Adm 1/11	03	300	1610	9600	000000	716	234.00	
069934	0001	01/13/2017	A	2016/17 Winter sports passes	03	300	1610	9600	000000	000	25.00	
069937	0001	01/13/2017	A	Fr Boys BB Adm 1/12	03	300	1610	9600	000000	707	130.00	
069938	0001	01/13/2017	A	2016/17 Winter sports passes	03	300	1610	9600	000000	000	155.00	
069944	0001	01/17/2017	A	2016/17 Winter sports passes	03	300	1610	9600	000000	000	100.00	
069946	0001	01/17/2017	A	JH Boys BB Adm 1/12	03	300	1610	9600	000000	715	316.00	
069947	0001	01/17/2017	A	Var/JV Girls BB Adm 1/14	03	300	1610	9600	000000	708	378.00	
069949	0001	01/17/2017	A	HS Boys BB Adm 1/13	03	300	1610	9600	000000	707	1,814.00	
069951	0001	01/17/2017	A	2016/17 Winter sports passes	03	300	1610	9600	000000	000	80.00	
069954	0001	01/18/2017	A	Swim meet adm 1/17	03	300	1610	9600	000000	709	248.00	
069955	0001	01/18/2017	A	Boys BB Adm 1/17	03	300	1610	9600	000000	707	1,244.00	
069959	0001	01/18/2017	A	JH Boys BB adm 1/17	03	300	1610	9600	000000	715	194.00	
069966	0001	01/20/2017	A	JH Boys BB Adm 1/19	03	300	1610	9600	000000	715	202.00	
069975	0001	01/23/2017	A	Swim meet adm 1/21	03	300	1610	9600	000000	709	246.00	
069976	0001	01/23/2017	A	JH boys BB adm 1/24	03	300	1610	9600	000000	715	294.00	

STATUS (STS) CODES:

A-RECEIPT B-REFUND OF RECEIPT V-VOID REFUND OF RECEIPT X-REDUCTION OF EXPENDITURE
 C-APPROPRIATION OR BUDGET MODIFICATIONS D-EXPENSE/SUPPLIES DISTRIBUTION F-FUND TO FUND TRANSFER



DATE: 02/03/2017
 TIME: .08:21

LEXINGTON LOCAL SCHOOLS
 TRANS. BY FUND/RCPT, ALL FUNDS
 DATES 01/01/2017 THRU 01/31/2017
 SORTED BY TRANSACTION DATE

TRANS NO	ITEM NO	TRANS DATE	STS DESCRIPTION OR SOURCE	TI	FUND	RCPT	SPCC	SUBJ	OPU	TRANS AMOUNT	
069977	0001	01/23/2017	A Var/JV Girls BB Adm 1/21	03	300	1610	9600	000000	708		
069976	0001	01/25/2017	A Var/JV Girls BB Adm 1/23	03	300	1610	9600	000000	708	412.00	
069977	0001	01/25/2017	A Var/JV Boys BB Adm 1/24	03	300	1610	9600	000000	707	408.00	
069998	0001	01/26/2017	A JH Boys BB Adm 1/25	03	300	1610	9600	000000	715	796.00	
069999	0001	01/26/2017	A JH Boys BB Adm 1/25	03	300	1610	9600	000000	715	186.00	
070003	0001	01/27/2017	A FR Boys BB Adm 1/26	03	300	1610	9600	000000	707	254.00	
070016	0001	01/27/2017	A JH Boys BB Adm 1/26	03	300	1610	9600	000000	715	182.00	
										220.00	
										RCPT CODE SUB-TOTAL:	11,926.00
169891	0001	01/03/2017	A Bb Program sales 12/30	03	300	1620	9600	000000	707		
169891	0002	01/03/2017	A Overage program sales 12/30	03	300	1620	9600	000000	707	100.00	
169945	0001	01/17/2017	A Boys BB program sales 1/13	03	300	1620	9600	000000	707	5.00	
169945	0002	01/17/2017	A overage on sales	03	300	1620	9600	000000	707	98.00	
169952	0001	01/18/2017	A Boys BB program sales	03	300	1620	9600	000000	707	11.00	
169952	0002	01/18/2017	A program sale overage	03	300	1620	9600	000000	707	80.00	
169995	0001	01/25/2017	A Var Boys BB Program sales 1/24	03	300	1620	9600	000000	707	1.00	
										60.00	
										RCPT CODE SUB-TOTAL:	355.00
169892	0001	01/03/2017	A 2016/17 Program sponsor	03	300	1690	9600	000000	000		
69920	0001	01/09/2017	A 2016/17 Ads	03	300	1690	9600	000000	000	195.00	
69924	0002	01/11/2017	A Fall Tourn Revenue	03	300	1690	9600	000000	000	1,250.00	
69972	0002	01/20/2017	A Adj to OHSAA for tourn check	03	300	1690	9600	000000	000	1,739.53	
										185.17-	
										RCPT CODE SUB-TOTAL:	2,999.36
69889	0001	01/03/2017	A Swim Invit Entry fee	03	300	1890	9600	000000	709		
69902	0001	01/04/2017	A Girls BB NOL/OCC Tourn share	03	300	1890	9600	000000	708	30.00	
69915	0001	01/06/2017	A 2016OHSAA State football share	03	300	1890	9600	000000	700	46.28	
69948	0001	01/17/2017	A NOL-OCC Chall share	03	300	1890	9600	000000	707	1,363.00	
69967	0001	01/20/2017	A JV/Var Girls Golf entry fee	03	300	1890	9600	000000	706	401.25	
69981	0001	01/25/2017	B SWIM UNIFORM FEE-POTTER	03	300	1890	9600	000000	709	375.00	
70019	0001	01/30/2017	A Track Invit Entry Fee	03	300	1890	9600	000000	712	80.00-	
										170.00	
										RCPT CODE SUB-TOTAL:	2,305.53
										FUND CODE SUB-TOTAL:	17,585.89
19988	0001	01/26/2017	A IDEA-B Revenue	03	516	4220	9017	000000	000		
										34,080.25	
										RCPT CODE SUB-TOTAL:	34,080.25

ATUS (STS) CODES:
 A-RECEIPT B-REFUND OF RECEIPT V-VOID REFUND OF RECEIPT X-REDUCTION OF EXPENDITURE
 C-APPROPRIATION OR BUDGET MODIFICATIONS D-EXPENSE/SUPPLIES DISTRIBUTION F-FUND TO FUND TRANSFER

DATE: 02/03/2017
TIME: 08:21

LEXINGTON LOCAL SCHOOLS
TRANS. BY FUND/RCPT, ALL FUNDS
DATES 01/01/2017 THRU 01/31/2017
SORTED BY TRANSACTION DATE

TRANS NO	ITEM NO	TRANS DATE	STS	DESCRIPTION OR SOURCE	TI	FUND	RCPT	SPCC	SUBJ	OPU	TRANS AMOUNT
FUND CODE SUB-TOTAL:											34,080.25
069986	0001	01/26/2017	A	Title I Revenue	03	572	4220	9017	000000	000	36,201.41
RCPT CODE SUB-TOTAL:											36,201.41
FUND CODE SUB-TOTAL:											36,201.41
069989	0001	01/27/2017	A	IDEA ECSE Revenue	03	587	4220	9017	000000	000	287.02
RCPT CODE SUB-TOTAL:											287.02
FUND CODE SUB-TOTAL:											287.02
069987	0001	01/26/2017	A	Title II-A Revenue	03	590	4220	9017	000000	000	8,577.22
RCPT CODE SUB-TOTAL:											8,577.22
FUND CODE SUB-TOTAL:											8,577.22
GRAND TOTAL:											1,543,944.69

STATUS (STS) CODES:

A-RECEIPT B-REFUND OF RECEIPT V-VOID REFUND OF RECEIPT X-REDUCTION OF EXPENDITURE
C-APPROPRIATION OR BUDGET MODIFICATIONS D-EXPENSE/SUPPLIES DISTRIBUTION F-FUND TO FUND TRANSFER

LEXINGTON LOCAL SCHOOLS
 Revenue Account Summary
 SORTED BY FUND-SCC/ACCT

	FYTD Receivable	FYTD Actual Receipts	MTD Actual Receipts	YTD Actual Receipts	FYTD Balance Receivable	FYTD Percent Received
*****TOTAL FOR FUND-SCC 001 0000 (GENERAL FUND):	23,106,385.00	12,209,383.81	975,382.97	975,382.97	10,897,001.19	52.84
*****TOTAL FOR FUND-SCC 001 9412 (GENERAL BUDGET RESERVE SET-ASIDE-1%/BWC):	0.00	0.00	0.00	0.00	0.00	0.00
*****TOTAL FOR FUND-SCC 001 9800 (FINGERPRINT PAYMENT CLEARING ACCOUNT):	0.00	0.00	0.00	0.00	0.00	0.00
*****TOTAL FOR FUND-SCC 002 0000 (BOND RETIREMENT FUND):	0.00	0.00	0.00	0.00	0.00	0.00
*****TOTAL FOR FUND-SCC 003 0000 (PERMANENT IMPROVEMENT FUND):	689,483.00	308,789.58	0.00	0.00	380,693.42	44.79
*****TOTAL FOR FUND-SCC 006 0000 (FOOD SERVICE FUND):	731,825.00	387,904.08	79,077.12	79,077.12	343,920.92	53.01
*****TOTAL FOR FUND-SCC 007 9003 (FRAN & WARREN RUPP SCHOLARSHIP):	0.00	0.00	0.00	0.00	0.00	0.00
*****TOTAL FOR FUND-SCC 007 9100 (LEXINGTON MINUTEMEN ACADEMIC SCHOLARSHIP FUND):	4,956.00	1,134.78	12.87	12.87	3,821.22	22.90
*****TOTAL FOR FUND-SCC 007 9800 (TERRY McCAMMON SCHOLARSHIP FUND):	38.00	58.81	10.55	10.55	20.81	154.76
*****TOTAL FOR FUND-SCC 007 9801 (MINUTEMAN ALUMNI SCHOLARSHIP FUND):	6.00	8.65	1.55	1.55	2.65	144.17

*** NOTE!! ONLY ACTIVE ACCOUNTS HAVE BEEN SELECTED, TOTALS MAY EXCLUDE AMOUNTS THAT ARE RELATED TO INACTIVE ACCOUNTS. ***

Date: 02/03/17
 Time: 8:19 am

LEXINGTON LOCAL SCHOOLS
 Revenue Account Summary
 SORTED BY FUND-SCC/ACCT

Page: 2
 (REVSUM)

	FYTD Receivable	FYTD Actual Receipts	MTD Actual Receipts	YTD Actual Receipts	FYTD Balance Receivable	FYTD Percent Received
*****TOTAL FOR FUND-SCC 007 9999 (LEXINGTON SCHOOLS TRUST FUND):	0.00	0.00	0.00	0.00	0.00	0.00
*****TOTAL FOR FUND-SCC 018 9100 (HIGH SCHOOL PRINCIPAL'S FUND):	9,669.00	3,959.91	432.83	432.83	5,709.09	40.95
*****TOTAL FOR FUND-SCC 018 9200 (JUNIOR HIGH PRINCIPAL'S FUND):	5,765.00	4,803.05	120.04	120.04	961.95	83.31
*****TOTAL FOR FUND-SCC 018 9300 (EASTERN PRINCIPAL'S FUND):	5,788.00	2,791.98	32.87	32.87	2,996.02	48.24
*****TOTAL FOR FUND-SCC 018 9301 (EASTERN ELEMENTARY BOOKFAIR/BOXTOPS FUND):	4,789.00	0.00	0.00	0.00	4,789.00	0.00
*****TOTAL FOR FUND-SCC 018 9302 (EASTERN ELEMENTARY MATH):	1,241.00	0.00	0.00	0.00	1,241.00	0.00
*****TOTAL FOR FUND-SCC 018 9400 (CENTRAL PRINCIPAL'S FUND):	4,508.00	3,986.24	14.09	14.09	521.76	88.43
*****TOTAL FOR FUND-SCC 018 9401 (CENTRAL ELEMENTARY BOOKFAIR FUND):	6,049.00	4,534.78	918.00	918.00	1,514.22	74.97
*****TOTAL FOR FUND-SCC 018 9402 (CENTRAL ELEMENTARY ART):	7.00	0.00	0.00	0.00	7.00	0.00
*****TOTAL FOR FUND-SCC 018 9500 (WESTERN PRINCIPAL'S FUND):	6,705.00	4,423.02	52.21	52.21	2,281.98	65.97

*** NOTE!! ONLY ACTIVE ACCOUNTS HAVE BEEN SELECTED, TOTALS MAY EXCLUDE AMOUNTS THAT ARE RELATED TO INACTIVE ACCOUNTS. ***

52

Date: 02/03/17
 Time: 8:19 am

LEXINGTON LOCAL SCHOOLS
 Revenue Account Summary
 SORTED BY FUND-SCC/ACCT

	FYTD Receivable	FYTD Actual Receipts	MTD Actual Receipts	YTD Actual Receipts	FYTD Balance Receivable	FYTD Percent Received
*****TOTAL FOR FUND-SCC 018 9501 (WESTERN ELEMENTARY BOOKFAIR/BOXTOPS FUND):	7,070.00	5,050.41	1,530.00	1,530.00	2,019.59	71.43
*****TOTAL FOR FUND-SCC 018 9502 (HIGH SCHOOL ACADEMIC BOOSTERS FUND):	0.00	0.00	0.00	0.00	0.00	0.00
*****TOTAL FOR FUND-SCC 018 9503 (WESTERN ELEMENTARY ART):	0.00	0.00	0.00	0.00	0.00	0.00
*****TOTAL FOR FUND-SCC 018 9602 (JUNIOR HIGH ACADEMIC BOOSTERS FUND):	0.00	0.00	0.00	0.00	0.00	0.00
*****TOTAL FOR FUND-SCC 018 9901 (JUNIOR HIGH TEACHER ADVISORY FUND):	0.00	0.00	0.00	0.00	0.00	0.00
*****TOTAL FOR FUND-SCC 019 9001 (ACADEMIC BOOSTERS GRANTS):	0.00	0.00	0.00	0.00	0.00	0.00
*****TOTAL FOR FUND-SCC 019 9121 (CENTRAL ELEMENTARY PTO GRANTS):	1,739.00	2,091.39	13.00	13.00	352.39	120.26
*****TOTAL FOR FUND-SCC 019 9122 (EASTERN ELEMENTARY PTO GRANTS):	1,739.00	2,091.41	12.99	12.99	352.41	120.27
*****TOTAL FOR FUND-SCC 019 9123 (WESTERN ELEMENTARY PTO GRANTS):	1,739.00	2,091.41	13.00	13.00	352.41	120.27
*****TOTAL FOR FUND-SCC 019 9200 (RICHLAND COUNTY FOUNDATION GRANT PLAYGROUND):	0.00	0.00	0.00	0.00	0.00	0.00

*** NOTE!! ONLY ACTIVE ACCOUNTS HAVE BEEN SELECTED, TOTALS MAY EXCLUDE AMOUNTS THAT ARE RELATED TO INACTIVE ACCOUNTS. ***

Date: 02/03/17
 Time: 8:19 am

LEXINGTON LOCAL SCHOOLS
 Revenue Account Summary
 SORTED BY FUND-SCC/ACCT

	FYTD Receivable	FYTD Actual Receipts	MTD Actual Receipts	YTD Actual Receipts	FYTD Balance Receivable	FYTD Percent Received
*****TOTAL FOR FUND-SCC 019 9201 (RICHLAND COUNTY FOUNDATION GRANT CENTRAL FRID):	0.00	0.00	0.00	0.00	0.00	0.00
*****TOTAL FOR FUND-SCC 019 9202 (RICHLAND COUNTY FOUNDATION GRANT-HENSEL FY15):	0.00	0.00	0.00	0.00	0.00	0.00
*****TOTAL FOR FUND-SCC 019 9204 (RICHLAND COUNTY FOUNDATION GRANT-PELPHREY 15):	0.00	0.00	0.00	0.00	0.00	0.00
*****TOTAL FOR FUND-SCC 019 9205 (RICHLAND CO FOUNDATION GRANT-STAINED GLASS 16):	0.00	0.00	0.00	0.00	0.00	0.00
*****TOTAL FOR FUND-SCC 019 9206 (RICHLAND CO FOUNDATION GRANT-SEASONAL SCIE 16):	0.00	0.00	0.00	0.00	0.00	0.00
*****TOTAL FOR FUND-SCC 019 9207 (RICHLAND CO FOUNDATION-SCORE COMMON CORE 16):	0.00	0.00	0.00	0.00	0.00	0.00
*****TOTAL FOR FUND-SCC 019 9208 (RICHLAND CO FOUND-BUILD A COMM OF READERS):	500.00	500.00	0.00	0.00	0.00	100.00
*****TOTAL FOR FUND-SCC 019 9209 (RICH CO FOUND-LEARN TO READ FOR A LIFETIME):	1,199.00	1,199.00	0.00	0.00	0.00	100.00
*****TOTAL FOR FUND-SCC 019 9210 (RICH CO FOUND-MULTI-SENS APPROACH TO LEARNING):	831.66	831.66	0.00	0.00	0.00	100.00
*****TOTAL FOR FUND-SCC 019 9211 (RICH CO FOUND-BEE AWARENESS):	672.92	672.92	0.00	0.00	0.00	100.00

*** NOTE!! ONLY ACTIVE ACCOUNTS HAVE BEEN SELECTED, TOTALS MAY EXCLUDE AMOUNTS THAT ARE RELATED TO INACTIVE ACCOUNTS. ***

LEXINGTON LOCAL SCHOOLS
 Revenue Account Summary
 SORTED BY FUND-SCC/ACCT

	FYTD Receivable	FYTD Actual Receipts	MTD Actual Receipts	YTD Actual Receipts	FYTD Balance Receivable	FYTD Percent Received
*****TOTAL FOR FUND-SCC 019 9212 (RICH CO FOUND-DONT LET THE PIGEON STOP TALK):	623.60	623.60	0.00	0.00	0.00	100.00
*****TOTAL FOR FUND-SCC 019 9303 (OHIO POWER GRANT (BERRY)):	0.00	0.00	0.00	0.00	0.00	0.00
*****TOTAL FOR FUND-SCC 019 9500 (DOLLAR GENERAL LIT FOUND - YOUTH LIT FY16):	0.00	0.00	0.00	0.00	0.00	0.00
*****TOTAL FOR FUND-SCC 019 9616 (WALMART TEACHER OF THE YEAR-DANIELLE SAVAGE):	0.00	0.00	0.00	0.00	0.00	0.00
*****TOTAL FOR FUND-SCC 022 9601 (OHSAA TOURNAMENT AGENCY FUND):	58,337.00	17,693.90	1,978.35-	1,978.35-	40,643.10	30.33
*****TOTAL FOR FUND-SCC 024 0000 (EMPLOYEE BENEFITS FUND FOR MEDICAL/DENTAL):	3,571,627.00	2,707,926.63	390,196.59	390,196.59	863,700.37	75.82
*****TOTAL FOR FUND-SCC 200 9101 (HIGH SCHOOL ART CLUB):	0.00	0.00	0.00	0.00	0.00	0.00
*****TOTAL FOR FUND-SCC 200 9102 (HIGH SCHOOL DRAMA CLUB):	14,792.00	3,315.00	0.00	0.00	11,477.00	22.41
*****TOTAL FOR FUND-SCC 200 9103 (HIGH SCHOOL MATH CLUB):	0.00	0.00	0.00	0.00	0.00	0.00
*****TOTAL FOR FUND-SCC 200 9104 (HIGH SCHOOL LEADERSHIP COUNCIL):	3,200.00	2,806.00	0.00	0.00	394.00	87.69

*** NOTE!! ONLY ACTIVE ACCOUNTS HAVE BEEN SELECTED, TOTALS MAY EXCLUDE AMOUNTS THAT ARE RELATED TO INACTIVE ACCOUNTS. ***

Date: 02/03/17
Time: 8:19 am

LEXINGTON LOCAL SCHOOLS
Revenue Account Summary
SORTED BY FUND-SCC/ACCT

Page: 6
(REVSUM)

	FYTD Receivable	FYTD Actual Receipts	MTD Actual Receipts	YTD Actual Receipts	FYTD Balance Receivable	FYTD Percent Received
*****TOTAL FOR FUND-SCC 200 9105 (HIGH SCHOOL FRENCH CLUB):	165.00	240.00	0.00	0.00	75.00-	145.45
*****TOTAL FOR FUND-SCC 200 9107 (HIGH SCHOOL SPANISH CLUB):	1,040.00	775.00	10.00	10.00	265.00	74.52
*****TOTAL FOR FUND-SCC 200 9108 (HIGH SCHOOL LEO CLUB):	847.00	1,556.06	18.26	18.26	709.06-	183.71
*****TOTAL FOR FUND-SCC 200 9114 (HIGH SCHOOL STUDENT COUNCIL FUND):	1,115.00	404.41	58.41	58.41	710.59	36.27
*****TOTAL FOR FUND-SCC 200 9115 (HIGH SCHOOL KEY CLUB):	712.00	340.50	0.00	0.00	351.50	50.63
*****TOTAL FOR FUND-SCC 200 9116 (HIGH SCHOOL CHESS CLUB):	91.00	0.00	0.00	0.00	91.00	0.00
*****TOTAL FOR FUND-SCC 200 9119 (HIGH SCHOOL YEARBOOK FUND):	15,695.00	7,555.00	0.00	0.00	8,140.00	48.14
*****TOTAL FOR FUND-SCC 200 9120 (HIGH SCHOOL JOURNALISM FUND):	0.00	0.00	0.00	0.00	0.00	0.00
*****TOTAL FOR FUND-SCC 200 9121 (HIGH SCHOOL NATIONAL HONOR SOCIETY):	1,118.00	755.00	755.00	755.00	363.00	67.53
*****TOTAL FOR FUND-SCC 200 9160 (HIGH SCHOOL GERMAN CLUB):	0.00	0.00	0.00	0.00	0.00	0.00

*** NOTE!! ONLY ACTIVE ACCOUNTS HAVE BEEN SELECTED, TOTALS MAY EXCLUDE AMOUNTS THAT ARE RELATED TO INACTIVE ACCOUNTS. ***

LEXINGTON LOCAL SCHOOLS
 Revenue Account Summary
 SORTED BY FUND-SCC/ACCT

	FYTD Receivable	FYTD Actual Receipts	MTD Actual Receipts	YTD Actual Receipts	FYTD Balance Receivable	FYTD Percent Received
*****TOTAL FOR FUND-SCC 200 9201 (JUNIOR HIGH ART CLUB):	0.00	158.75	0.00	0.00	158.75-	0.00
*****TOTAL FOR FUND-SCC 200 9204 (JUNIOR HIGH STUDENT COUNCIL FUND):	1,124.00	610.00	0.00	0.00	514.00	54.27
*****TOTAL FOR FUND-SCC 200 9205 (JUNIOR HIGH LIBRARY CLUB):	0.00	0.00	0.00	0.00	0.00	0.00
*****TOTAL FOR FUND-SCC 200 9301 (EASTERN ELEMENTARY STUDENT ACTIVITY FUND):	1,839.00	1,534.87	218.90	218.90	304.13	83.46
*****TOTAL FOR FUND-SCC 200 9401 (CENTRAL ELEMENTARY STUDENT ACTIVITY FUND):	0.00	0.00	0.00	0.00	0.00	0.00
*****TOTAL FOR FUND-SCC 200 9611 (HIGH SCHOOL INFORMED TEENS FUND):	54.00	53.63-	0.00	0.00	107.63	99.31-
*****TOTAL FOR FUND-SCC 200 9612 (JUNIOR HIGH INFORMED TEENS FUND):	475.00	110.83	0.00	0.00	364.17	23.33
*****TOTAL FOR FUND-SCC 300 9015 (NETWORK CONNECTIVITY FY9015):	0.00	0.00	0.00	0.00	0.00	0.00
*****TOTAL FOR FUND-SCC 300 9106 (HIGH SCHOOL INTRAMURALS):	0.00	0.00	0.00	0.00	0.00	0.00
*****TOTAL FOR FUND-SCC 300 9115 (JAZZ BAND):	1,337.00	0.00	0.00	0.00	1,337.00	0.00

*** NOTE!! ONLY ACTIVE ACCOUNTS HAVE BEEN SELECTED, TOTALS MAY EXCLUDE AMOUNTS THAT ARE RELATED TO INACTIVE ACCOUNTS. ***

LEXINGTON LOCAL SCHOOLS
 Revenue Account Summary
 SORTED BY FUND-SCC/ACCT

	FYTD Receivable	FYTD Actual Receipts	MTD Actual Receipts	YTD Actual Receipts	FYTD Balance Receivable	FYTD Percent Received
*****TOTAL FOR FUND-SCC 300 9116 (CHOIR):	100.00	50.00	0.00	0.00	50.00	50.00
*****TOTAL FOR FUND-SCC 300 9206 (JUNIOR HIGH PHYS ED DEPARTMENT FUND):	3,400.00	1,450.00	310.00	310.00	1,750.00	48.53
*****TOTAL FOR FUND-SCC 300 9210 (JR HIGH INSTRUMENTAL):	0.00	0.00	0.00	0.00	0.00	0.00
*****TOTAL FOR FUND-SCC 300 9600 (ATHLETIC FUND):	267,500.00	208,734.35	17,585.89	17,585.89	58,765.65	78.03
*****TOTAL FOR FUND-SCC 300 9601 (ATHLETIC TOURNAMENT FUND):	0.00	0.00	0.00	0.00	0.00	0.00
*****TOTAL FOR FUND-SCC 300 9602 (ORCHESTRA):	0.00	0.00	0.00	0.00	0.00	0.00
*****TOTAL FOR FUND-SCC 300 9603 (ELEMENTARY MUSIC):	0.00	0.00	0.00	0.00	0.00	0.00
*****TOTAL FOR FUND-SCC 300 9605 (BAND):	0.00	0.00	0.00	0.00	0.00	0.00
*****TOTAL FOR FUND-SCC 451 9013 (NETWORK CONNECTIVITY - FY 2013):	0.00	0.00	0.00	0.00	0.00	0.00
*****TOTAL FOR FUND-SCC 451 9015 (Network Connectivity FY 2015):	0.00	0.00	0.00	0.00	0.00	0.00

*** NOTE!! ONLY ACTIVE ACCOUNTS HAVE BEEN SELECTED, TOTALS MAY EXCLUDE AMOUNTS THAT ARE RELATED TO INACTIVE ACCOUNTS. ***

LEXINGTON LOCAL SCHOOLS
 Revenue Account Summary
 SORTED BY FUND-SCC/ACCT

	FYTD Receivable	FYTD Actual Receipts	MTD Actual Receipts	YTD Actual Receipts	FYTD Balance Receivable	FYTD Percent Received
****TOTAL FOR FUND-SCC 451 9016 (Network Connectivity FY 2016):	0.00	0.00	0.00	0.00	0.00	0.00
****TOTAL FOR FUND-SCC 451 9017 (Network Connectivity FY 2017):	9,000.00	4,500.00	0.00	0.00	4,500.00	50.00
****TOTAL FOR FUND-SCC 506 9012 (RACE TO THE TOP GRANT FY12):	0.00	0.00	0.00	0.00	0.00	0.00
****TOTAL FOR FUND-SCC 506 9013 (RACE TO THE TOP GRANT FY13):	0.00	0.00	0.00	0.00	0.00	0.00
****TOTAL FOR FUND-SCC 506 9014 (RACE TO THE TOP GRANT FY14):	0.00	0.00	0.00	0.00	0.00	0.00
****TOTAL FOR FUND-SCC 506 9015 (RACE TO THE TOP GRANT FY15):	0.00	0.00	0.00	0.00	0.00	0.00
****TOTAL FOR FUND-SCC 506 9913 (OHIO RESIDENT EDUCATOR PROGRAM):	0.00	0.00	0.00	0.00	0.00	0.00
****TOTAL FOR FUND-SCC 506 9914 (OHIO RESIDENT EDUCATOR PROGRAM):	0.00	0.00	0.00	0.00	0.00	0.00
****TOTAL FOR FUND-SCC 516 9013 (IDEA-B SPECIAL EDUCATION FY13):	0.00	0.00	0.00	0.00	0.00	0.00
****TOTAL FOR FUND-SCC 516 9014 (IDEA-B SPECIAL EDUCATION FY14):	0.00	0.00	0.00	0.00	0.00	0.00

*** NOTE!! ONLY ACTIVE ACCOUNTS HAVE BEEN SELECTED, TOTALS MAY EXCLUDE AMOUNTS THAT ARE RELATED TO INACTIVE ACCOUNTS. ***

Date: 02/03/17
 Time: 8:19 am

LEXINGTON LOCAL SCHOOLS
 Revenue Account Summary
 SORTED BY FUND-SCC/ACCT

	FYTD Receivable	FYTD Actual Receipts	MTD Actual Receipts	YTD Actual Receipts	FYTD Balance Receivable	FYTD Percent Received
*****TOTAL FOR FUND-SCC 516 9015 (IDEA-B SPECIAL EDUCATION FY15):	0.00	0.00	0.00	0.00	0.00	0.00
*****TOTAL FOR FUND-SCC 516 9016 (IDEA-B SPECIAL EDUCATION FY16):	5,900.81	5,900.81	0.00	0.00	0.00	100.00
*****TOTAL FOR FUND-SCC 516 9017 (IDEA-B SPECIAL EDUCATION FY17):	425,089.03	191,596.39	34,080.25	34,080.25	233,492.64	45.07
*****TOTAL FOR FUND-SCC 551 9013 (TITLE III LEP FY13):	0.00	0.00	0.00	0.00	0.00	0.00
*****TOTAL FOR FUND-SCC 572 9013 (TITLE I TARGETED ASSISTANCE FY13):	0.00	0.00	0.00	0.00	0.00	0.00
*****TOTAL FOR FUND-SCC 572 9014 (TITLE I FY14):	0.00	0.00	0.00	0.00	0.00	0.00
*****TOTAL FOR FUND-SCC 572 9015 (TITLE I FY15):	0.00	0.00	0.00	0.00	0.00	0.00
*****TOTAL FOR FUND-SCC 572 9016 (TITLE I FY16):	164,101.62	33,805.44	0.00	0.00	130,296.18	20.60
*****TOTAL FOR FUND-SCC 572 9017 (TITLE I FY17):	288,932.14	124,271.70	36,201.41	36,201.41	164,660.44	43.01
*****TOTAL FOR FUND-SCC 587 9015 (EARLY CHILDHOOD SPECIAL EDUCATION IDEA FY15):	0.00	0.00	0.00	0.00	0.00	0.00

*** NOTE!! ONLY ACTIVE ACCOUNTS HAVE BEEN SELECTED, TOTALS MAY EXCLUDE AMOUNTS THAT ARE RELATED TO INACTIVE ACCOUNTS. ***

LEXINGTON LOCAL SCHOOLS
 Revenue Account Summary
 SORTED BY FUND-SCC/ACCT

	FYTD Receivable	FYTD Actual Receipts	MTD Actual Receipts	YTD Actual Receipts	FYTD Balance Receivable	FYTD Percent Received
*****TOTAL FOR FUND-SCC 587 9016 (EARLY CHILDHOOD SPECIAL EDUCATION IDEA FY16):	1,073.28	0.00	0.00	0.00	1,073.28	0.00
*****TOTAL FOR FUND-SCC 587 9017 (EARLY CHILDHOOD SPECIAL EDUCATION IDEA FY17):	2,968.86	638.92	287.02	287.02	2,329.94	21.52
*****TOTAL FOR FUND-SCC 590 9013 (TITLE II-A IMPROVING TEACHER QUALITY FY13):	0.00	0.00	0.00	0.00	0.00	0.00
*****TOTAL FOR FUND-SCC 590 9014 (TITLE II-A IMPROVING TEACHER QUALITY FY14):	0.00	0.00	0.00	0.00	0.00	0.00
*****TOTAL FOR FUND-SCC 590 9015 (TITLE II-A IMPROVING TEACHER QUALITY FY15):	0.00	0.00	0.00	0.00	0.00	0.00
*****TOTAL FOR FUND-SCC 590 9016 (TITLE II-A IMPROVING TEACHER QUALITY FY16):	0.00	0.00	0.00	0.00	0.00	0.00
*****TOTAL FOR FUND-SCC 590 9017 (TITLE II-A IMPROVING TEACHER QUALITY FY17):	41,215.59	29,904.72	8,577.22	8,577.22	11,310.87	72.56
*****TOTAL FOR FUND-SCC 599 9013 (NATIONAL SCHOOL LUNCH EXPANSION GRANT FY13):	0.00	0.00	0.00	0.00	0.00	0.00
*****TOTAL FOR FUND-SCC 599 9015 (CHILD NUTRITION - TEAM NUTRITION GRANT):	0.00	0.00	0.00	0.00	0.00	0.00
*****GRAND TOTALS:	29,476,177.51	16,293,731.14	1,543,944.69	1,543,944.69	13,182,446.37	55.28

*** NOTE!! ONLY ACTIVE ACCOUNTS HAVE BEEN SELECTED, TOTALS MAY EXCLUDE AMOUNTS THAT ARE RELATED TO INACTIVE ACCOUNTS. ***

LEXINGTON LOCAL SCHOOLS
 Appropriation Account Summary
 SORTED BY FUND-SCC

FYTD Appropriated	Prior FY Carryover Encumbrances	FYTD Expendable	FYTD Actual Expenditures	MTD Actual Expenditures	Current + Future Encumbrances	FYTD Remaining Balance	FYTD Percent Exp/Enc
*****TOTAL FOR FUND-SCC 001 0000 (GENERAL FUND):							
22,783,650.00	173,916.95	22,957,566.95	13,243,792.87	1,848,759.12	1,204,655.93	8,509,118.15	62.94
*****TOTAL FOR FUND-SCC 001 9412 (GENERAL BUDGET RESERVE SET-ASIDE-1%/BWC):							
0.00	0.00	0.00	0.00	0.00	0.00	0.00	0.00
*****TOTAL FOR FUND-SCC 001 9800 (FINGERPRINT PAYMENT CLEARING ACCOUNT):							
0.00	0.00	0.00	0.00	0.00	0.00	0.00	0.00
*****TOTAL FOR FUND-SCC 002 0000 (BOND RETIREMENT FUND):							
0.00	0.00	0.00	0.00	0.00	0.00	0.00	0.00
*****TOTAL FOR FUND-SCC 003 0000 (PERMANENT IMPROVEMENT FUND):							
803,226.53	3,976.95	807,203.48	680,733.28	4,215.00	20,263.55	106,206.65	86.84
*****TOTAL FOR FUND-SCC 006 0000 (FOOD SERVICE FUND):							
734,378.42	0.00	734,378.42	436,142.29	67,234.03	115,306.30	182,929.83	75.09
*****TOTAL FOR FUND-SCC 007 9003 (FRAN & WARREN RUPP SCHOLARSHIP):							
0.00	0.00	0.00	0.00	0.00	0.00	0.00	0.00
*****TOTAL FOR FUND-SCC 007 9100 (LEXINGTON MINUTEMEN ACADEMIC SCHOLARSHIP FUND):							
7,000.00	0.00	7,000.00	3,000.00	3,000.00	2,500.00	1,500.00	78.57
*****TOTAL FOR FUND-SCC 007 9800 (TERRY McCAMMON SCHOLARSHIP FUND):							
750.00	0.00	750.00	0.00	0.00	0.00	750.00	0.00
*****TOTAL FOR FUND-SCC 007 9801 (MINUTEMAN ALUMNI SCHOLARSHIP FUND):							
750.00	0.00	750.00	0.00	0.00	0.00	750.00	0.00

*** NOTE!! ONLY ACTIVE ACCOUNTS HAVE BEEN SELECTED, TOTALS MAY EXCLUDE AMOUNTS THAT ARE RELATED TO INACTIVE ACCOUNTS. ***

Date: 02/03/17
 Time: 8:20 am

LEXINGTON LOCAL SCHOOLS
 Appropriation Account Summary
 SORTED BY FUND-SCC

Page: 2
 (APPSUM)

FYTD Appropriated	Prior FY Carryover Encumbrances	FYTD Expendable	FYTD Actual Expenditures	MTD Actual Expenditures	Current + Future Encumbrances	FYTD Remaining Balance	FYTD Percent Exp/Enc
*****TOTAL FOR FUND-SCC 007 9999 (LEXINGTON SCHOOLS TRUST FUND):							
0.00	0.00	0.00	0.00	0.00	0.00	0.00	0.00
*****TOTAL FOR FUND-SCC 018 9100 (HIGH SCHOOL PRINCIPAL'S FUND):							
10,818.62	0.00	10,818.62	2,908.61	403.25	941.19	6,968.82	35.58
*****TOTAL FOR FUND-SCC 018 9200 (JUNIOR HIGH PRINCIPAL'S FUND):							
8,300.47	280.00	8,580.47	960.83	0.00	7,064.50	555.14	93.53
*****TOTAL FOR FUND-SCC 018 9300 (EASTERN PRINCIPAL'S FUND):							
11,254.93	173.25	11,428.18	2,749.92	0.00	310.25	8,368.01	26.78
*****TOTAL FOR FUND-SCC 018 9301 (EASTERN ELEMENTARY BOOKFAIR/BOXTOPS FUND):							
7,500.00	0.00	7,500.00	246.37	0.00	4,391.70	2,861.93	61.84
*****TOTAL FOR FUND-SCC 018 9302 (EASTERN ELEMENTARY MATH):							
2,422.16	0.00	2,422.16	0.00	0.00	500.00	1,922.16	20.64
*****TOTAL FOR FUND-SCC 018 9400 (CENTRAL PRINCIPAL'S FUND):							
10,000.00	0.00	10,000.00	4,744.43	2,011.20	1,777.00	3,478.57	65.21
*****TOTAL FOR FUND-SCC 018 9401 (CENTRAL ELEMENTARY BOOKFAIR FUND):							
8,407.24	0.00	8,407.24	3,111.71	109.00	526.35	4,769.18	43.27
*****TOTAL FOR FUND-SCC 018 9402 (CENTRAL ELEMENTARY ART):							
753.00	0.00	753.00	0.00	0.00	0.00	753.00	0.00
*****TOTAL FOR FUND-SCC 018 9500 (WESTERN PRINCIPAL'S FUND):							
14,528.82	382.20	14,911.02	934.88	0.00	3,540.06	10,436.08	30.01

*** NOTE!! ONLY ACTIVE ACCOUNTS HAVE BEEN SELECTED, TOTALS MAY EXCLUDE AMOUNTS THAT ARE RELATED TO INACTIVE ACCOUNTS. ***

LEXINGTON LOCAL SCHOOLS
 Appropriation Account Summary
 SORTED BY FUND-SCC

FYTD Appropriated	Prior FY Carryover Encumbrances	FYTD Expendable	FYTD Actual Expenditures	MTD Actual Expenditures	Current + Future Encumbrances	FYTD Remaining Balance	FYTD Percent Exp/Enc
*****TOTAL FOR FUND-SCC 018 9501 (WESTERN ELEMENTARY BOOKFAIR/BOXTOPS FUND):							
8,421.85	0.00	8,421.85	3,488.68	0.00	2,511.32	2,421.85	71.24
*****TOTAL FOR FUND-SCC 018 9502 (HIGH SCHOOL ACADEMIC BOOSTERS FUND):							
0.00	0.00	0.00	0.00	0.00	0.00	0.00	0.00
*****TOTAL FOR FUND-SCC 018 9503 (WESTERN ELEMENTARY ART):							
402.42	0.00	402.42	0.00	0.00	0.00	402.42	0.00
*****TOTAL FOR FUND-SCC 018 9602 (JUNIOR HIGH ACADEMIC BOOSTERS FUND):							
0.00	0.00	0.00	0.00	0.00	0.00	0.00	0.00
*****TOTAL FOR FUND-SCC 018 9901 (JUNIOR HIGH TEACHER ADVISORY FUND):							
109.25	0.00	109.25	0.00	0.00	0.00	109.25	0.00
*****TOTAL FOR FUND-SCC 019 9001 (ACADEMIC BOOSTERS GRANTS):							
769.07	0.00	769.07	0.00	0.00	0.00	769.07	0.00
*****TOTAL FOR FUND-SCC 019 9121 (CENTRAL ELEMENTARY PTO GRANTS):							
2,327.49	82.80	2,410.29	718.29	0.00	816.51	875.49	63.68
*****TOTAL FOR FUND-SCC 019 9122 (EASTERN ELEMENTARY PTO GRANTS):							
2,306.18	0.00	2,306.18	369.10	0.00	0.00	1,937.08	16.00
*****TOTAL FOR FUND-SCC 019 9123 (WESTERN ELEMENTARY PTO GRANTS):							
5,176.63	0.00	5,176.63	1,699.50	0.00	0.00	3,477.13	32.83
*****TOTAL FOR FUND-SCC 019 9200 (RICHLAND COUNTY FOUNDATION GRANT PLAYGROUND):							
1,932.00	0.00	1,932.00	0.00	0.00	1,932.00	0.00	100.00

*** NOTE!! ONLY ACTIVE ACCOUNTS HAVE BEEN SELECTED, TOTALS MAY EXCLUDE AMOUNTS THAT ARE RELATED TO INACTIVE ACCOUNTS. ***

LEXINGTON LOCAL SCHOOLS
 Appropriation Account Summary
 SORTED BY FUND-SCC

FYTD Appropriated	Prior FY Carryover Encumbrances	FYTD Expendable	FYTD Actual Expenditures	MTD Actual Expenditures	Current + Future Encumbrances	FYTD Remaining Balance	FYTD Percent Exp/Enc
*****TOTAL FOR FUND-SCC 019 9201 (RICHLAND COUNTY FOUNDATION GRANT CENTRAL FRID):							
0.00	0.00	0.00	0.00	0.00	0.00	0.00	0.00
*****TOTAL FOR FUND-SCC 019 9202 (RICHLAND COUNTY FOUNDATION GRANT-HENSEL FY15):							
0.00	0.00	0.00	0.00	0.00	0.00	0.00	0.00
*****TOTAL FOR FUND-SCC 019 9204 (RICHLAND COUNTY FOUNDATION GRANT-PELPHREY 15):							
0.00	0.00	0.00	0.00	0.00	0.00	0.00	0.00
*****TOTAL FOR FUND-SCC 019 9205 (RICHLAND CO FOUNDATION GRANT-STAINED GLASS 16):							
0.00	0.00	0.00	0.00	0.00	0.00	0.00	0.00
*****TOTAL FOR FUND-SCC 019 9206 (RICHLAND CO FOUNDATION GRANT-SEASONAL SCIE 16):							
0.00	0.00	0.00	0.00	0.00	0.00	0.00	0.00
*****TOTAL FOR FUND-SCC 019 9207 (RICHLAND CO FOUNDATION-SCORE COMMON CORE 16):							
0.00	0.00	0.00	0.00	0.00	0.00	0.00	0.00
*****TOTAL FOR FUND-SCC 019 9208 (RICHLAND CO FOUND-BUILD A COMM OF READERS):							
500.00	0.00	500.00	489.68	0.00	0.00	10.32	97.94
*****TOTAL FOR FUND-SCC 019 9209 (RICH CO FOUND-LEARN TO READ FOR A LIFETIME):							
1,199.00	0.00	1,199.00	0.00	0.00	0.00	1,199.00	0.00
*****TOTAL FOR FUND-SCC 019 9210 (RICH CO FOUND-MULTI-SENS APPROACH TO LEARNING):							
831.66	0.00	831.66	0.00	0.00	0.00	831.66	0.00
*****TOTAL FOR FUND-SCC 019 9211 (RICH CO FOUND-BEE AWARENESS):							
672.92	0.00	672.92	509.96	0.00	0.00	162.96	75.78

*** NOTE!! ONLY ACTIVE ACCOUNTS HAVE BEEN SELECTED, TOTALS MAY EXCLUDE AMOUNTS THAT ARE RELATED TO INACTIVE ACCOUNTS. ***

LEXINGTON LOCAL SCHOOLS
 Appropriation Account Summary
 SORTED BY FUND-SCC

FYTD Appropriated	Prior FY Carryover Encumbrances	FYTD Expendable	FYTD Actual Expenditures	MTD Actual Expenditures	Current + Future Encumbrances	FYTD Remaining Balance	FYTD Percent Exp/Enc
*****TOTAL FOR FUND-SCC 019 9212 (RICH CO FOUND-DONT LET THE PIGEON STOP TALK):							
623.60	0.00	623.60	0.00	0.00	0.00	623.60	0.00
*****TOTAL FOR FUND-SCC 019 9303 (OHIO POWER GRANT (BERRY)):							
0.00	0.00	0.00	0.00	0.00	0.00	0.00	0.00
*****TOTAL FOR FUND-SCC 019 9500 (DOLLAR GENERAL LIT FOUND - YOUTH LIT FY16):							
6.01	0.00	6.01	6.01	0.00	0.00	0.00	100.00
*****TOTAL FOR FUND-SCC 019 9616 (WALMART TEACHER OF THE YEAR-DANIELLE SAVAGE):							
0.00	0.00	0.00	0.00	0.00	0.00	0.00	0.00
*****TOTAL FOR FUND-SCC 022 9601 (OHSAA TOURNAMENT AGENCY FUND):							
58,481.13	0.00	58,481.13	18,046.09	0.00	40,249.87	185.17	99.68
*****TOTAL FOR FUND-SCC 024 0000 (EMPLOYEE BENEFITS FUND FOR MEDICAL/DENTAL):							
4,363,248.99	0.00	4,363,248.99	3,038,684.85	213,128.19-	169,820.73	1,154,743.41	73.53
*****TOTAL FOR FUND-SCC 200 9101 (HIGH SCHOOL ART CLUB):							
93.76	0.00	93.76	0.00	0.00	0.00	93.76	0.00
*****TOTAL FOR FUND-SCC 200 9102 (HIGH SCHOOL DRAMA CLUB):							
15,000.00	0.00	15,000.00	5,754.62	247.97	450.00	8,795.38	41.36
*****TOTAL FOR FUND-SCC 200 9103 (HIGH SCHOOL MATH CLUB):							
52.70	0.00	52.70	0.00	0.00	0.00	52.70	0.00
*****TOTAL FOR FUND-SCC 200 9104 (HIGH SCHOOL LEADERSHIP COUNCIL):							
3,653.66	0.00	3,653.66	2,984.50	0.00	110.00	559.16	84.70

*** NOTE!! ONLY ACTIVE ACCOUNTS HAVE BEEN SELECTED, TOTALS MAY EXCLUDE AMOUNTS THAT ARE RELATED TO INACTIVE ACCOUNTS. ***

LEXINGTON LOCAL SCHOOLS
 Appropriation Account Summary
 SORTED BY FUND-SCC

FYTD Appropriated	Prior FY Carryover Encumbrances	FYTD Expendable	FYTD Actual Expenditures	MTD Actual Expenditures	Current + Future Encumbrances	FYTD Remaining Balance	FYTD Percent Exp/Enc
*****TOTAL FOR FUND-SCC 200 9105 (HIGH SCHOOL FRENCH CLUB):							
296.67	0.00	296.67	194.30	181.30	0.00	102.37	65.49
*****TOTAL FOR FUND-SCC 200 9107 (HIGH SCHOOL SPANISH CLUB):							
1,791.60	0.00	1,791.60	741.73	0.00	33.27	1,016.60	43.26
*****TOTAL FOR FUND-SCC 200 9108 (HIGH SCHOOL LEO CLUB):							
3,969.40	0.00	3,969.40	1,146.83	0.00	1,433.22	1,389.35	65.00
*****TOTAL FOR FUND-SCC 200 9114 (HIGH SCHOOL STUDENT COUNCIL FUND):							
2,000.00	14.17	2,014.17	279.79	0.00	695.21	1,039.17	48.41
*****TOTAL FOR FUND-SCC 200 9115 (HIGH SCHOOL KEY CLUB):							
2,000.00	0.00	2,000.00	446.90	203.50	30.00	1,523.10	23.85
*****TOTAL FOR FUND-SCC 200 9116 (HIGH SCHOOL CHESS CLUB):							
362.00	0.00	362.00	0.00	0.00	0.00	362.00	0.00
*****TOTAL FOR FUND-SCC 200 9119 (HIGH SCHOOL YEARBOOK FUND):							
35,000.00	8,353.70	43,353.70	3,697.41	0.00	15,500.00	24,156.29	44.28
*****TOTAL FOR FUND-SCC 200 9120 (HIGH SCHOOL JOURNALISM FUND):							
0.00	0.00	0.00	0.00	0.00	0.00	0.00	0.00
*****TOTAL FOR FUND-SCC 200 9121 (HIGH SCHOOL NATIONAL HONOR SOCIETY):							
1,773.94	0.00	1,773.94	718.72	0.00	266.28	788.94	55.53
*****TOTAL FOR FUND-SCC 200 9160 (HIGH SCHOOL GERMAN CLUB):							
45.00	0.00	45.00	45.00	0.00	0.00	0.00	100.00

*** NOTE!! ONLY ACTIVE ACCOUNTS HAVE BEEN SELECTED, TOTALS MAY EXCLUDE AMOUNTS THAT ARE RELATED TO INACTIVE ACCOUNTS. ***

Date: 02/03/17
 Time: 8:20 am

LEXINGTON LOCAL SCHOOLS
 Appropriation Account Summary
 SORTED BY FUND-SEC

Page: 7
 (APFSUM)

FYTD Appropriated	Prior FY Carryover Encumbrances	FYTD Expendable	FYTD Actual Expenditures	MTD Actual Expenditures	Current + Future Encumbrances	FYTD Remaining Balance	FYTD Percent Exp/Enc
*****TOTAL FOR FUND-SEC 200 9201 (JUNIOR HIGH ART CLUB):							
113.99	0.00	113.99	0.00	0.00	0.00	113.99	0.00
*****TOTAL FOR FUND-SEC 200 9204 (JUNIOR HIGH STUDENT COUNCIL FUND):							
1,153.54	0.00	1,153.54	200.20	0.00	400.00	553.34	52.03
*****TOTAL FOR FUND-SEC 200 9205 (JUNIOR HIGH LIBRARY CLUB):							
77.65	0.00	77.65	0.00	0.00	0.00	77.65	0.00
*****TOTAL FOR FUND-SEC 200 9301 (EASTERN ELEMENTARY STUDENT ACTIVITY FUND):							
2,318.41	0.00	2,318.41	1,506.62	155.76	314.24	497.55	78.54
*****TOTAL FOR FUND-SEC 200 9401 (CENTRAL ELEMENTARY STUDENT ACTIVITY FUND):							
382.69	0.00	382.69	0.00	0.00	0.00	382.69	0.00
*****TOTAL FOR FUND-SEC 200 9611 (HIGH SCHOOL INFORMED TEENS FUND):							
250.00	0.00	250.00	0.00	0.00	0.00	250.00	0.00
*****TOTAL FOR FUND-SEC 200 9612 (JUNIOR HIGH INFORMED TEENS FUND):							
499.67	0.00	499.67	0.00	0.00	0.00	499.67	0.00
*****TOTAL FOR FUND-SEC 300 9106 (HIGH SCHOOL INTRAMURALS):							
0.00	0.00	0.00	0.00	0.00	0.00	0.00	0.00
*****TOTAL FOR FUND-SEC 300 9115 (JAZZ BAND):							
2,000.00	0.00	2,000.00	0.00	0.00	0.00	2,000.00	0.00
*****TOTAL FOR FUND-SEC 300 9116 (CHOIR):							
1,259.80	0.00	1,259.80	90.68	90.68	159.32	1,009.80	19.84

*** NOTE!! ONLY ACTIVE ACCOUNTS HAVE BEEN SELECTED, TOTALS MAY EXCLUDE AMOUNTS THAT ARE RELATED TO INACTIVE ACCOUNTS. ***

LEXINGTON LOCAL SCHOOLS
 Appropriation Account Summary
 SORTED BY FUND-SCC

FYTD Appropriated	Prior FY Carryover Encumbrances	FYTD Expendable	FYTD Actual Expenditures	MTD Actual Expenditures	Current + Future Encumbrances	FYTD Remaining Balance	FYTD Percent Exp/Enc
*****TOTAL FOR FUND-SCC 300 9206 (JUNIOR HIGH PHYS ED DEPARTMENT FUND):							
5,813.17	0.00	5,813.17	1,658.03	316.62	1,463.03	2,692.11	53.69
*****TOTAL FOR FUND-SCC 300 9210 (JR HIGH INSTRUMENTAL):							
41.03	0.00	41.03	0.00	0.00	0.00	41.03	0.00
*****TOTAL FOR FUND-SCC 300 9600 (ATHLETIC FUND):							
266,153.00	400.00	266,553.00	188,161.69	20,073.02	35,158.94	43,234.37	83.78
*****TOTAL FOR FUND-SCC 300 9601 (ATHLETIC TOURNAMENT FUND):							
0.00	0.00	0.00	0.00	0.00	0.00	0.00	0.00
*****TOTAL FOR FUND-SCC 300 9602 (ORCHESTRA):							
63.22	0.00	63.22	0.00	0.00	0.00	63.22	0.00
*****TOTAL FOR FUND-SCC 300 9603 (ELEMENTARY MUSIC):							
1,139.88	0.00	1,139.88	0.00	0.00	0.00	1,139.88	0.00
*****TOTAL FOR FUND-SCC 300 9605 (BAND):							
232.95	0.00	232.95	0.00	0.00	0.00	232.95	0.00
*****TOTAL FOR FUND-SCC 451 9013 (NETWORK CONNECTIVITY - FY 2013):							
0.00	0.00	0.00	0.00	0.00	0.00	0.00	0.00
*****TOTAL FOR FUND-SCC 451 9015 (Network Connectivity FY 2015):							
0.00	0.00	0.00	0.00	0.00	0.00	0.00	0.00
*****TOTAL FOR FUND-SCC 451 9016 (Network Connectivity FY 2016):							
0.00	0.00	0.00	0.00	0.00	0.00	0.00	0.00

*** NOTE!! ONLY ACTIVE ACCOUNTS HAVE BEEN SELECTED, TOTALS MAY EXCLUDE AMOUNTS THAT ARE RELATED TO INACTIVE ACCOUNTS. ***

LEXINGTON LOCAL SCHOOLS
 Appropriation Account Summary
 SORTED BY FUND-SCC

FYTD Appropriated	Prior FY Carryover Encumbrances	FYTD Expendable	FYTD Actual Expenditures	MTD Actual Expenditures	Current + Future Encumbrances	FYTD Remaining Balance	FYTD Percent Exp/Enc
*****TOTAL FOR FUND-SCC 451 9017 (Network Connectivity FY 2017):							
9,000.00	0.00	9,000.00	9,000.00	0.00	0.00	0.00	100.00
*****TOTAL FOR FUND-SCC 499 9101 (STATE GRANT 2001 READING IMPROV.INCENT-CENTRA):							
0.00	0.00	0.00	0.00	0.00	0.00	0.00	0.00
*****TOTAL FOR FUND-SCC 506 9012 (RACE TO THE TOP GRANT FY12):							
0.00	0.00	0.00	0.00	0.00	0.00	0.00	0.00
*****TOTAL FOR FUND-SCC 506 9013 (RACE TO THE TOP GRANT FY13):							
0.00	0.00	0.00	0.00	0.00	0.00	0.00	0.00
*****TOTAL FOR FUND-SCC 506 9014 (RACE TO THE TOP GRANT FY14):							
0.00	0.00	0.00	0.00	0.00	0.00	0.00	0.00
*****TOTAL FOR FUND-SCC 506 9015 (RACE TO THE TOP GRANT FY15):							
0.00	0.00	0.00	0.00	0.00	0.00	0.00	0.00
*****TOTAL FOR FUND-SCC 506 9913 (OHIO RESIDENT EDUCATOR PROGRAM):							
0.00	0.00	0.00	0.00	0.00	0.00	0.00	0.00
*****TOTAL FOR FUND-SCC 506 9914 (OHIO RESIDENT EDUCATOR PROGRAM):							
0.00	0.00	0.00	0.00	0.00	0.00	0.00	0.00
*****TOTAL FOR FUND-SCC 516 9013 (IDEA-B SPECIAL EDUCATION FY13):							
0.00	0.00	0.00	0.00	0.00	0.00	0.00	0.00
*****TOTAL FOR FUND-SCC 516 9014 (IDEA-B SPECIAL EDUCATION FY14):							
0.00	0.00	0.00	0.00	0.00	0.00	0.00	0.00

*** NOTE!! ONLY ACTIVE ACCOUNTS HAVE BEEN SELECTED, TOTALS MAY EXCLUDE AMOUNTS THAT ARE RELATED TO INACTIVE ACCOUNTS. ***

LEXINGTON LOCAL SCHOOLS
 Appropriation Account Summary
 SORTED BY FUND-SCC

FYTD Appropriated	Prior FY Carryover Encumbrances	FYTD Expendable	FYTD Actual Expenditures	MTD Actual Expenditures	Current + Future Encumbrances	FYTD Remaining Balance	FYTD Percent Exp/Enc
*****TOTAL FOR FUND-SCC 516 9015 (IDEA-B SPECIAL EDUCATION FY15):							
0.00	0.00	0.00	0.00	0.00	0.00	0.00	0.00
*****TOTAL FOR FUND-SCC 516 9016 (IDEA-B SPECIAL EDUCATION FY16):							
19,115.15	1,201.65	20,316.80	20,316.80	0.00	0.00	0.00	100.00
*****TOTAL FOR FUND-SCC 516 9017 (IDEA-B SPECIAL EDUCATION FY17):							
425,089.03	0.00	425,089.03	198,885.78	14,262.98	93,463.95	132,739.30	68.77
*****TOTAL FOR FUND-SCC 551 9013 (TITLE III LEP FY13):							
0.00	0.00	0.00	0.00	0.00	0.00	0.00	0.00
*****TOTAL FOR FUND-SCC 572 9013 (TITLE I TARGETED ASSISTANCE FY13):							
0.00	0.00	0.00	0.00	0.00	0.00	0.00	0.00
*****TOTAL FOR FUND-SCC 572 9014 (TITLE I FY14):							
0.00	0.00	0.00	0.00	0.00	0.00	0.00	0.00
*****TOTAL FOR FUND-SCC 572 9015 (TITLE I FY15):							
0.00	0.00	0.00	0.00	0.00	0.00	0.00	0.00
*****TOTAL FOR FUND-SCC 572 9016 (TITLE I FY16):							
38,374.50	2,400.00	40,774.50	40,774.50	0.00	0.00	0.00	100.00
*****TOTAL FOR FUND-SCC 572 9017 (TITLE I FY17):							
419,228.32	0.00	419,228.32	136,576.33	29,961.18	10,559.08	272,092.91	35.10
*****TOTAL FOR FUND-SCC 587 9015 (EARLY CHILDHOOD SPECIAL EDUCATION IDEA FY15):							
0.00	0.00	0.00	0.00	0.00	0.00	0.00	0.00

*** NOTE!! ONLY ACTIVE ACCOUNTS HAVE BEEN SELECTED, TOTALS MAY EXCLUDE AMOUNTS THAT ARE RELATED TO INACTIVE ACCOUNTS. ***

Date: 02/03/17
 Time: 8:20 am

LEXINGTON LOCAL SCHOOLS
 Appropriation Account Summary
 SORTED BY FUND-SCC

Page: 11
 (APPSUM)

FYTD Appropriated	Prior FY Carryover Encumbrances	FYTD Expendable	FYTD Actual Expenditures	MTD Actual Expenditures	Current + Future Encumbrances	FYTD Remaining Balance	FYTD Percent Exp/Enc
*****TOTAL FOR FUND-SCC 587 9016 (EARLY CHILDHOOD SPECIAL EDUCATION IDEA FY16):							
0.00	0.00	0.00	0.00	0.00	0.00	0.00	0.00
*****TOTAL FOR FUND-SCC 587 9017 (EARLY CHILDHOOD SPECIAL EDUCATION IDEA FY17):							
4,042.14	0.00	4,042.14	1,362.32	723.40	150.31	2,529.51	37.42
*****TOTAL FOR FUND-SCC 590 9013 (TITLE II-A IMPROVING TEACHER QUALITY FY13):							
0.00	0.00	0.00	0.00	0.00	0.00	0.00	0.00
*****TOTAL FOR FUND-SCC 590 9014 (TITLE II-A IMPROVING TEACHER QUALITY FY14):							
0.00	0.00	0.00	0.00	0.00	0.00	0.00	0.00
*****TOTAL FOR FUND-SCC 590 9015 (TITLE II-A IMPROVING TEACHER QUALITY FY15):							
0.00	0.00	0.00	0.00	0.00	0.00	0.00	0.00
*****TOTAL FOR FUND-SCC 590 9016 (TITLE II-A IMPROVING TEACHER QUALITY FY16):							
0.00	0.00	0.00	0.00	0.00	0.00	0.00	0.00
*****TOTAL FOR FUND-SCC 590 9017 (TITLE II-A IMPROVING TEACHER QUALITY FY17):							
41,215.59	0.00	41,215.59	32,151.98	6,585.18	0.00	9,063.61	78.01
*****TOTAL FOR FUND-SCC 599 9013 (NATIONAL SCHOOL LUNCH EXPANSION GRANT FY13):							
0.00	0.00	0.00	0.00	0.00	0.00	0.00	0.00
*****TOTAL FOR FUND-SCC 599 9015 (CHILD NUTRITION - TEAM NUTRITION GRANT):							
0.00	0.00	0.00	0.00	0.00	0.00	0.00	0.00
*****GRAND TOTALS:							
30,154,352.85	191,181.67	30,345,534.52	18,090,032.08	1,785,405.00	1,737,294.11	10,518,208.33	65.34

*** NOTE!! ONLY ACTIVE ACCOUNTS HAVE BEEN SELECTED, TOTALS MAY EXCLUDE AMOUNTS THAT ARE RELATED TO INACTIVE ACCOUNTS. ***