

# LEXINGTON LOCAL SCHOOLS



---

FINANCIAL REPORT  
FOR THE PERIOD ENDING  
JANUARY 31, 2015

---

---

PREPARED BY  
JASON WHITESEL, TREASURER

DATE: 02/04/2015  
 TIME: 11:04

LEXINGTON LOCAL SCHOOLS  
 CASH RECONCILIATION AS OF 01/31/2015

PAGE: 1  
 (USAEMSED)

	SUB-TOTALS	TOTALS
	-----	-----
Gross Depository Balances:		
RICHLAND BANK MMA 5719	\$ 2,000,197.22	
RICHLAND BANK SWEEP ACCT 3520	2,157,523.27	
RICHLAND BANK GENERAL ACCT 0580	300,667.00	
RICHLAND BANK ANTHEM SWEEP 3523	1,014,242.56	
RICHLAND BANK EE BENEFITS 3180	0.00	
RICHLAND BANK PAYROLL ACCT 9780	10,854.06	
RICHLAND BANK ATHLETIC ACCT 3280	6,391.85	
	-----	
Total Depository Balances (Gross)		\$ 5,489,875.96
Adjustments to Bank Balance:		
Cash in Transit to Bank	\$ 3,419.51	
Outstanding Checks	134,382.93-	
Adjustments	106,216.40	
Outstanding Sweep Transfer 106,467.21		
Municipal Income Tax -250.81		
	-----	
Total Adjustments to Bank Balance		24,747.02-
Investments:		
Treasury Bonds and Notes	\$ 0.00	
Certificate of Deposits	0.00	
Other Securities	0.00	
Other Investments:		
	-----	
Total Investments		0.00
Cash on Hand:		
Petty Cash:		
TREASURER'S OFFICE	\$ 100.00	
HIGH SCHOOL	50.00	
JUNIOR HIGH SCHOOL	50.00	
EASTERN, CENTRAL, WESTERN	150.00	
ATHLETIC OFFICE	200.00	
Change Cash:		
ATHLETIC CHANGE	\$ 2,500.00	
CAFETERIA CHANGE	440.00	
EASTERN ELEMENTARY	100.00	
WESTERN ELEMENTARY	100.00	
Cash with Fiscal Agent	0.00	
	-----	
Total Cash on Hand		3,690.00
		-----
Total Balances		\$ 5,468,818.94
		=====
Total Fund Balance		\$ 5,468,818.94
		=====
Depository Clearance Accounts:		
	-----	
Total Clearance Account Balances		\$ 0.00

DATE: 02/04/2015  
TIME: 11:04

LEXINGTON LOCAL SCHOOLS  
CASH RECONCILIATION AS OF 01/31/2015

PAGE: 2  
(USAEMSED)

SUB-TOTALS  
-----

TOTALS  
-----

  
-----  
Treasurer

**LEXINGTON LOCAL SCHOOLS**  
**INVESTMENT REPORT FOR THE MONTH ENDING**  
**January 31, 2015**

<b>INTEREST EARNED:</b>	<b>THIS MONTH</b>	<b>FISCAL YEAR TO DATE</b>
Richland Bank, General Sweep	\$442.87	\$5,313.80
Richland Bank, General MMA	\$197.22	\$197.22
Richland Bank, Anthem Sweep	\$120.43	\$890.65
Star Ohio	\$0.00	\$0.00
Certificates of Deposit	\$0.00	\$0.00
Bonds and other types of investments	\$0.00	\$0.00
<b>TOTAL INTEREST RECEIVED</b>	<b>\$760.52</b>	<b>\$6,401.67</b>

<b>History of Interest Earnings</b>	<b>Fiscal Year</b>	<b>Interest Earnings</b>
	1998	\$ 167,057.52
	1999	\$ 138,113.69
	2000	\$ 157,991.72
	2001	\$ 236,839.79
	2002	\$ 146,052.34
	2003	\$ 63,712.36
	2004	\$ 47,970.95
	2005	\$ 90,719.94
	2006	\$ 158,724.51
	2007	\$ 221,998.86
	2008	\$ 213,660.34
	2009	\$ 95,639.63
	2010	\$ 56,860.22
	2011	\$ 3,001.78
	2012	\$ 3,090.00
	2013	\$ 5,758.97
	2014	\$ 8,349.92
<b>FISCAL Year To Date</b>	<b>2015</b>	<b>\$6,401.67</b>

<b>Total Interest Earnings 1998 to Present</b>	<b>\$ 1,821,944.21</b>
--	------------------------



Processing Month: January 2015

(FINSUN)

LEXINGTON LOCAL SCHOOLS

Fnd	Sec	Description	Beginning Balance	MTD Revenues	FYTD Revenues	MTD Expenditures	FYTD Expenditures	Current Available Balance
001	0000	GENERAL FUND	4,268,193.98	963,667.32	11,987,342.97	1,795,413.75	11,770,230.67	4,485,306.28
001	9412	GENERAL BUDGET RESERVE SE	87,928.97	.00	.00	.00	.00	87,928.97
002	0000	BOND RETIREMENT FUND	1,925.89	.00	.00	.00	.00	1,925.89
003	0000	PERMANENT IMPROVEMENT FUN	184,452.93	.00	317,124.07	52,583.92	735,048.11	233,471.11-
006	0000	FOOD SERVICE FUND	842.59	41,936.92	371,754.33	60,238.09	436,409.19	63,812.27-
007	9800	TERRY McCANNON SCHOLARSHI	13,528.75	1.42	510.01	.00	.00	14,038.76
007	9801	MINUTEMAN ALUMNI SCHOLARS	1,887.28	.19	1.35	.00	.00	1,888.63
018	9100	HIGH SCHOOL PRINCIPAL'S F	2,146.22	157.80	2,926.49	38.89	3,113.98	1,958.73
018	9200	JUNIOR HIGH PRINCIPAL'S F	791.76	.00	7,897.21	46.80	566.63	8,122.34
018	9300	EASTERN PRINCIPAL'S FUND	7,983.36	1,596.80	3,385.83	502.54	3,617.76	7,751.43
018	9301	EASTERN ELEMENTARY BOOKFA	8,296.72	.00	.00	.00	116.63	8,180.09
018	9400	CENTRAL PRINCIPAL'S FUND	7,554.05	163.65	2,015.02	296.89	620.92	8,948.15
018	9401	CENTRAL ELEMENTARY BOOKFA	1,445.42	398.80	4,958.95	.00	3,001.63	3,402.74
018	9500	WESTERN PRINCIPAL'S FUND	6,671.82	74.00	3,854.29	73.79	578.75	9,947.36
018	9501	WESTERN ELEMENTARY BOOKFA	397.67	.00	4,340.26	.00	4,340.26	397.67
018	9901	JUNIOR HIGH TEACHER ADVIS	109.25	.00	.00	.00	.00	109.25
019	9001	ACADEMIC BOOSTERS GRANTS	3,239.83	.00	.00	.00	2,028.39	1,211.44
019	9121	CENTRAL ELEMENTARY PTO GR	26.01	6.12	3,110.49	.00	218.51	2,917.99
019	9122	EASTERN ELEMENTARY PTO GR	2,180.70	6.12	3,110.46	.00	549.00	4,742.16
019	9123	WESTERN ELEMENTARY PTO GR	2,255.68	6.12	6,110.49	.00	4,647.64	3,718.53
019	9200	RICHLAND COUNTY FOUNDATIO	1,932.00	.00	71,760.27	.00	71,760.27	1,932.00
019	9202	RICHLAND COUNTY FOUNDATIO	.00	.00	584.05	.00	407.05	177.00
019	9204	RICHLAND COUNTY FOUNDATIO	.00	.00	987.41	.00	.00	987.41
022	9401	DISAA TOURNAMENT AGENCY F	145.52	24.02-	5,991.76	.00	6,137.28	.00
024	0000	EMPLOYEE BENEFITS FUND FO	1,191,672.43	317,434.16	1,844,914.07	230,265.95	2,022,343.94	1,014,242.56
200	9101	HIGH SCHOOL ART CLUB	93.76	.00	.00	.00	.00	93.76
200	9102	HIGH SCHOOL DRAMA CLUB	13,609.92	.00	1,649.00	805.00	6,033.65	9,225.27
200	9103	HIGH SCHOOL MATH CLUB	52.70	.00	.00	.00	.00	52.70
200	9104	HIGH SCHOOL LEADERSHIP CO	489.81	.00	.00	.00	250.00	239.81
200	9105	HIGH SCHOOL FRENCH CLUB	122.07	.00	.00	.00	.00	122.07
200	9107	HIGH SCHOOL SPANISH CLUB	211.90	.00	385.00	19.70	19.70	577.20
200	9108	HIGH SCHOOL LEO CLUB	1,847.90	10.92	2,159.55	.00	538.18	3,469.27
200	9114	HIGH SCHOOL STUDENT COUNC	2,437.71	.00	370.00	.00	150.00	2,657.71
200	9115	HIGH SCHOOL KEY CLUB	1,176.88	.00	340.00	.00	490.00	1,026.88
200	9116	HIGH SCHOOL CHESS CLUB	.00	.00	205.00	.00	.00	205.00
200	9119	HIGH SCHOOL YEARBOOK FUND	41,123.01	1,085.00	12,590.00	5,383.00	9,550.06	44,162.95
200	9120	HIGH SCHOOL JOURNALISM FU	1,089.44	.00	.00	.00	.00	1,089.44
200	9121	HIGH SCHOOL NATIONAL HOND	2,525.00	.00	700.00	.00	1,406.52	1,818.48
200	9160	HIGH SCHOOL GERMAN CLUB	55.00	.00	.00	.00	.00	55.00
200	9201	JUNIOR HIGH ART CLUB	.00	.00	85.00	.00	.00	85.00
200	9204	JUNIOR HIGH STUDENT COUNC	786.34	.00	276.75	30.10	84.29	978.80
200	9205	JUNIOR HIGH LIBRARY CLUB	77.65	.00	.00	.00	.00	77.65
200	9301	EASTERN ELEMENTARY STUDEN	82.66	89.26	89.26	.00	.00	171.92
200	9401	CENTRAL ELEMENTARY STUDEN	382.69	.00	.00	.00	.00	382.69
200	9611	HIGH SCHOOL INFORMED TEEN	470.63	.00	418.00	.00	100.00	788.63
200	9612	JUNIOR HIGH INFORMED TEEN	263.45	.00	.00	.00	214.83	48.62

FINANCIAL SUMMARY REPORT  
Processing Month: January 2015  
LEXINGTON LOCAL SCHOOLS

Fnd	Sec	Description	Beginning Balance	MTD Revenues	FYTD Revenues	MTD Expenditures	FYTD Expenditures	Current Available Balance
300	9115	JAZZ BAND	1,230.59	.00	.00	.00	108.65	1,121.94
300	9116	CHOIR	2,660.56	719.00	29,810.40	.00	30,302.00	2,168.96
300	9206	JUNIOR HIGH PHYS ED DEPAR	769.79	450.00	1,399.00	353.12	1,022.10	1,146.69
300	9210	JR HIGH INSTRUMENTAL	41.03	.00	.00	.00	.00	41.03
300	9600	ATHLETIC FUND	1,768.45	11,406.02	165,097.73	14,035.57	153,363.87	13,502.31
300	9602	ORCHESTRA	63.22	.00	.00	.00	.00	63.22
300	9603	ELEMENTARY MUSIC	945.67	.00	.00	.00	.00	945.67
300	9605	BAND	232.95	.00	.00	.00	.00	232.95
451	9015	Network Connectivity FY 2	.00	.00	4,500.00	.00	.00	4,500.00
499	9101	STATE GRANT 2001 READING	2,362.64	.00	.00	102.00	487.81	1,874.83
506	9014	RACE TO THE TOP GRANT FY1	2,868.24	.00	2,868.24	.00	.00	.00
506	9015	RACE TO THE TOP GRANT FY1	.00	876.59	27,924.35	500.87	27,020.35	904.00
516	9014	IDEA-B SPECIAL EDUCATION	72.07	.00	26,015.57	.00	26,087.64	.00
516	9015	IDEA-B SPECIAL EDUCATION	.00	16,500.00	209,536.30	38,686.25	210,520.59	984.29
572	9014	TITLE I FY14	47.06	.00	28,564.31	.00	28,611.37	.00
572	9015	TITLE I FY15	.00	15,000.00	113,249.70	21,430.04	110,807.80	2,441.90
587	9015	EARLY CHILDHOOD SPECIAL E	.00	.00	872.17	124.76	607.02	265.15
590	9015	TITLE II-A IMPROVING TEAC	.00	5,394.55	27,656.83	5,661.12	26,943.10	713.73
Grand Total All Funds			5,875,569.62	1,376,956.74	15293,705.46	2,226,592.15	15700,456.14	5468,818.94
Total Invested Funds			.00					

SCHOOL DISTRICT: LEXINGTON LOCAL SCHOOLS      IRN # 049437      COUNTY: RICHLAND      FISCAL YEAR: 2015      MONTH: 01

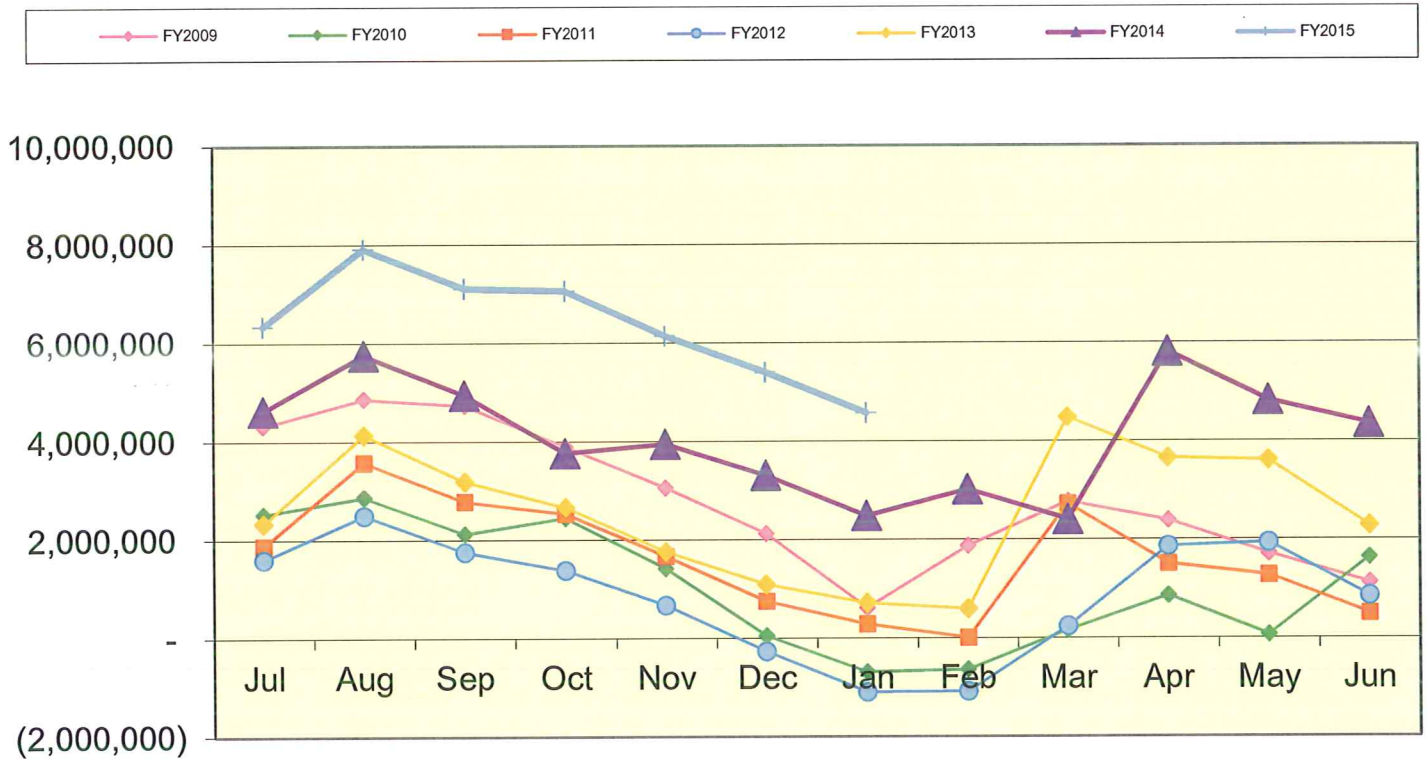
	MONTHLY ESTIMATE	MONTHLY ACTUAL	MONTHLY DIFFERENCE	FISCAL YTD ESTIMATE	FISCAL YTD ACTUAL	FISCAL YTD DIFFERENCE
<b>REVENUES</b>						
01.010 General Property (Real Estate)	0	0	0	5,000,000	4,713,486	286,514-
01.020 Tangible Personal Property Tax	0	0	0	160,000	194,706	34,706
01.030 Income Tax	0	0	0	0	0	0
01.035 Unrestricted Grants-in-Aid	800,000	866,090	66,090	5,480,000	5,780,423	300,423
01.040 Restricted Grants-in-Aid	7,500	6,477	1,023-	50,100	45,339	4,761-
01.045 Restricted Grants-in-Aid - SFSF	0	0	0	0	0	0
01.050 Property Tax Allocation	0	0	0	867,000	886,321	19,321
01.060 All Other Operating Revenue	23,000	66,393	43,393	195,000	245,411	50,411
01.070 Total Revenue	830,500	938,960	108,460	11,752,100	11,865,686	113,586
<b>OTHER FINANCING SOURCES</b>						
02.010 Proceeds from Sale of Notes	0	0	0	0	0	0
02.020 State Emergency Loans & Advancements (Approved)	0	0	0	0	0	0
02.040 Operating Transfers-In	0	0	0	0	0	0
02.050 Advances-In	0	0	0	12,500	12,500	0
02.060 All Other Financing Sources	2,500	24,707	22,207	70,000	109,155	39,155
02.070 Total Other Financing Sources	2,500	24,707	22,207	82,500	121,655	39,155
02.080 Total Revenues and Other Financing Sources	833,000	963,667	130,667	11,834,600	11,987,341	152,741
<b>EXPENDITURES</b>						
03.010 Personal Services	980,000	986,148	6,148	6,590,000	6,563,002	26,998-
03.020 Employees' Retirement/Insurance Benefits	420,000	421,372	1,372	2,920,000	2,758,194	161,806-
03.030 Purchased Services	275,000	326,632	51,632	1,675,000	1,774,970	99,970
03.040 Supplies and Materials	60,000	54,969	5,031-	500,000	514,842	14,842
03.050 Capital Outlay	2,000	3,620	1,620	19,000	37,131	18,131
03.060 Intergovernmental	0	0	0	0	0	0
04.010 Debt Service: All Principal (Historical)	0	0	0	0	0	0
04.020 Debt Service: Principal - Notes	0	0	0	0	0	0
04.030 Debt Service: Principal - State Loans	0	0	0	0	0	0
04.040 Debt Service: Principal - State Advancements	0	0	0	0	0	0
04.050 Debt Service: Principal - HB 264 Loans	0	0	0	0	0	0
04.055 Debt Service: Principal - Other	0	0	0	0	0	0
04.060 Debt Service: Interest and Fiscal Charges	0	0	0	0	0	0
04.300 Other Objects	6,500	2,673	3,827-	133,000	122,092	10,908-
04.500 Total Expenditures	1,743,500	1,795,414	51,914	11,837,000	11,770,231	66,769-
<b>OTHER FINANCING USES</b>						
05.010 Operating Transfers - Out	0	0	0	0	0	0
05.020 Advances - Out	0	0	0	0	0	0
05.030 All Other Financing Uses	0	0	0	0	0	0
05.040 Total Other Financing Uses	0	0	0	0	0	0
05.050 Total Expenditure and Other Financing Uses	1,743,500	1,795,414	51,914	11,837,000	11,770,231	66,769-
06.010 Excess Rev & Oth Financing Sources over(under) Exp &	910,500-	831,747-	78,753	2,400-	217,110	219,510
07.010 Beginning Cash Balance	5,264,223	5,404,980	140,757	4,356,123	4,356,123	0
07.020 Ending Cash Balance	4,353,723	4,573,233	219,510	4,353,723	4,573,233	219,510
08.010 Outstanding Encumbrances	1,100,000	1,112,383	12,383	1,100,000	1,112,383	12,383

**LEXINGTON LOCAL SCHOOL DISTRICT  
GENERAL FUND ONLY 2014-15  
SUMMARY OF RECEIPTS AND EXPENDITURES - FIVE YEAR FORECAST FORMAT**

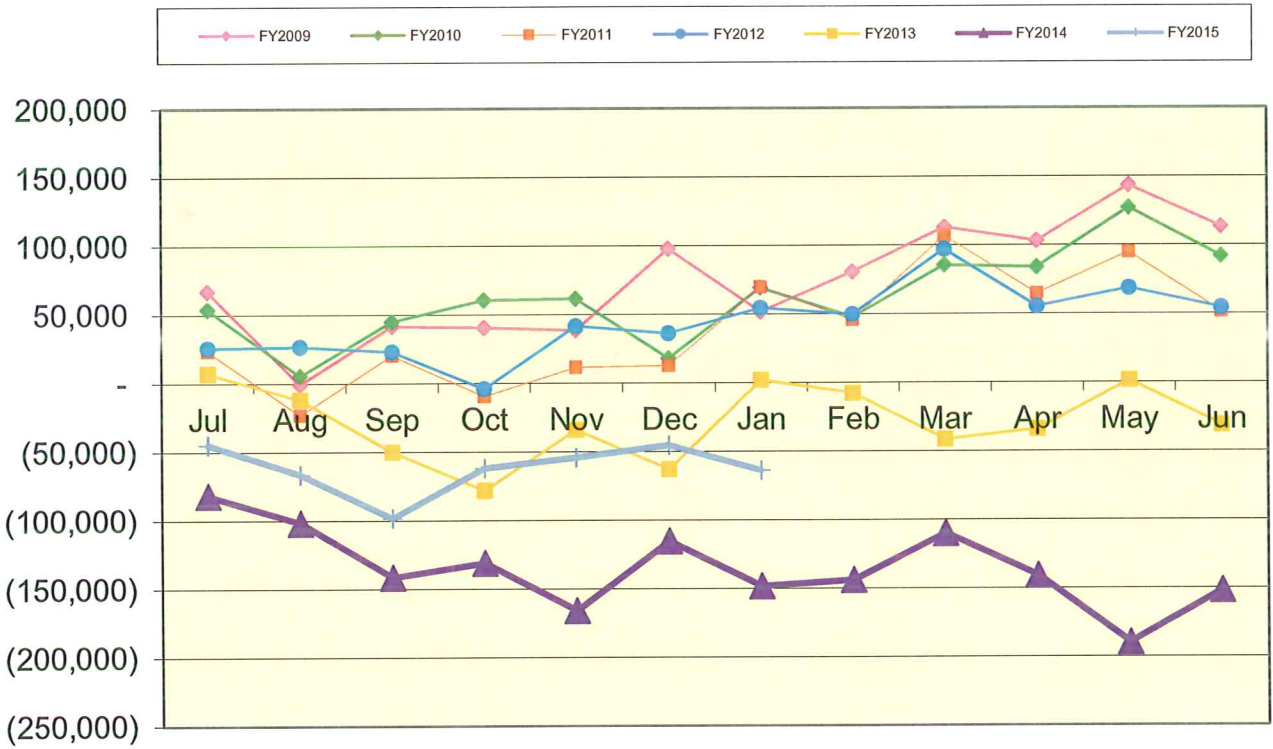
LINE 7.010	BEGINNING CASH BALANCE		\$ 4,356,123		
	1/31/2015	FISCAL YEAR TO DATE Estimate	FISCAL YEAR TO DATE Actual	VARIANCE Estimate vs. Actual	PERCENT of VARIANCE
<b>REVENUES</b>					
LINE 1.010	Real Estate Tax	\$ 5,000,000	\$ 4,713,486	(\$286,514)	-5.73%
LINE 1.020	Personal Property Tax	\$ 160,000	\$ 194,706	\$34,706	21.69%
LINE 1.030	Income Tax	\$ -	\$ -	\$0	
LINE 1.035	State Funding	\$ 5,480,000	\$ 5,780,423	\$300,423	5.48%
LINE 1.040	Career Tech Funding	\$ 50,100	\$ 45,339	(\$4,761)	-9.50%
LINE 1.050	Property Tax Allocation	\$ 867,000	\$ 886,321	\$19,321	2.23%
LINE 1.060	Other Operating Revenue	\$ 195,000	\$ 245,411	\$50,411	25.85%
LINE 1.070	TOTAL REVENUE	\$ 11,752,100	\$ 11,865,686	\$113,586	0.97%
			\$ -		
LINE 2.01	Proceeds from Notes	\$ -	\$ -	\$0	
LINE 2.04	Transfers In	\$ -	\$ -	\$0	
LINE 2.050	Advances In	\$ 12,500	\$ 12,500	\$0	0.00%
LINE 2.060	Other Financing Sources	\$ 70,000	\$ 109,155	\$39,155	55.94%
LINE 2.070	TOTAL OTHER SOURCES	\$ 82,500	\$ 121,655	\$39,155	47.46%
<b>LINE 2.080</b>	<b>TOTAL REVENUES &amp; Sources</b>	<b>\$ 11,834,600</b>	<b>\$ 11,987,341</b>	<b>\$152,741</b>	<b>1.29%</b>
<b>EXPENSES</b>					
LINE 3.010	Salaries	\$ 6,590,000	\$ 6,563,002	\$26,998	0.41%
LINE 3.020	Retirement and Benefits	\$ 2,920,000	\$ 2,758,194	\$161,806	5.54%
LINE 3.030	Purchased Services	\$ 1,675,000	\$ 1,774,970	(\$99,970)	-5.97%
LINE 3.040	Supplies and Materials	\$ 500,000	\$ 514,842	(\$14,842)	-2.97%
LINE 3.050	Capital Outlay and Equipment	\$ 19,000	\$ 37,131	(\$18,131)	-95.43%
LINE 3.06	INTERGOVERNMENTAL	\$ -	\$ -	\$0	
LINE 4.020	DEBT SERVICE - Notes	\$ -	\$ -	\$0	
LINE 4.060	DEBT SERVICE - Interest charges	\$ -	\$ -	\$0	
LINE 4.300	Other Objects	\$ 133,000	\$ 122,092	\$10,908	8.20%
LINE 4.500	TOTAL EXPENDITURES	\$ 11,837,000	\$ 11,770,231	\$66,769	0.56%
			\$ -		
LINE 5.00	TRANSFERS OUT	\$ -	\$ -	\$0	
LINE 5.02	ADVANCES OUT	\$ -	\$ -	\$0	
LINE 5.03	ALL OTHER USES	\$ -	\$ -	\$0	
LINE 5.040	TOTAL OTHER USES	\$ -	\$ -	\$0	
<b>LINE 5.050</b>	<b>TOTAL EXPENDITURES &amp; USES</b>	<b>\$ 11,837,000</b>	<b>\$ 11,770,231</b>	<b>\$66,769</b>	<b>0.56%</b>
		Estimate	Actual	Variance	
LINE 6.010	REVENUES OVER EXPENSES	\$ (2,400)	\$ 217,110	\$219,510	
<b>LINE 7.020</b>	<b>ENDING CASH BALANCE</b>	<b>\$ 4,353,723</b>	<b>\$ 4,573,233</b>	<b>\$219,510</b>	
	Less Reserves	\$ (87,929)	\$ (87,929)	\$ -	
LINE 8.010	Less Outstanding Encumbrances	\$ (1,100,000)	\$ (1,112,383)	\$ (12,383)	1.13%
<b>LINE 15.010</b>	<b>Unreserved Fund Balance</b>	<b>\$ 3,165,794</b>	<b>\$ 3,372,921</b>	<b>\$207,127</b>	<b>6.54%</b>
		Estimate	Actual	Benchmark Yr. End	
	Salaries/Benefits as % of Revenue	80.9%	78.6%	80.1% or below	
	<b>True Days Cash - Calendar Days on which can operate</b>	<b>58</b>	<b>62</b>	<b>60 or above</b>	



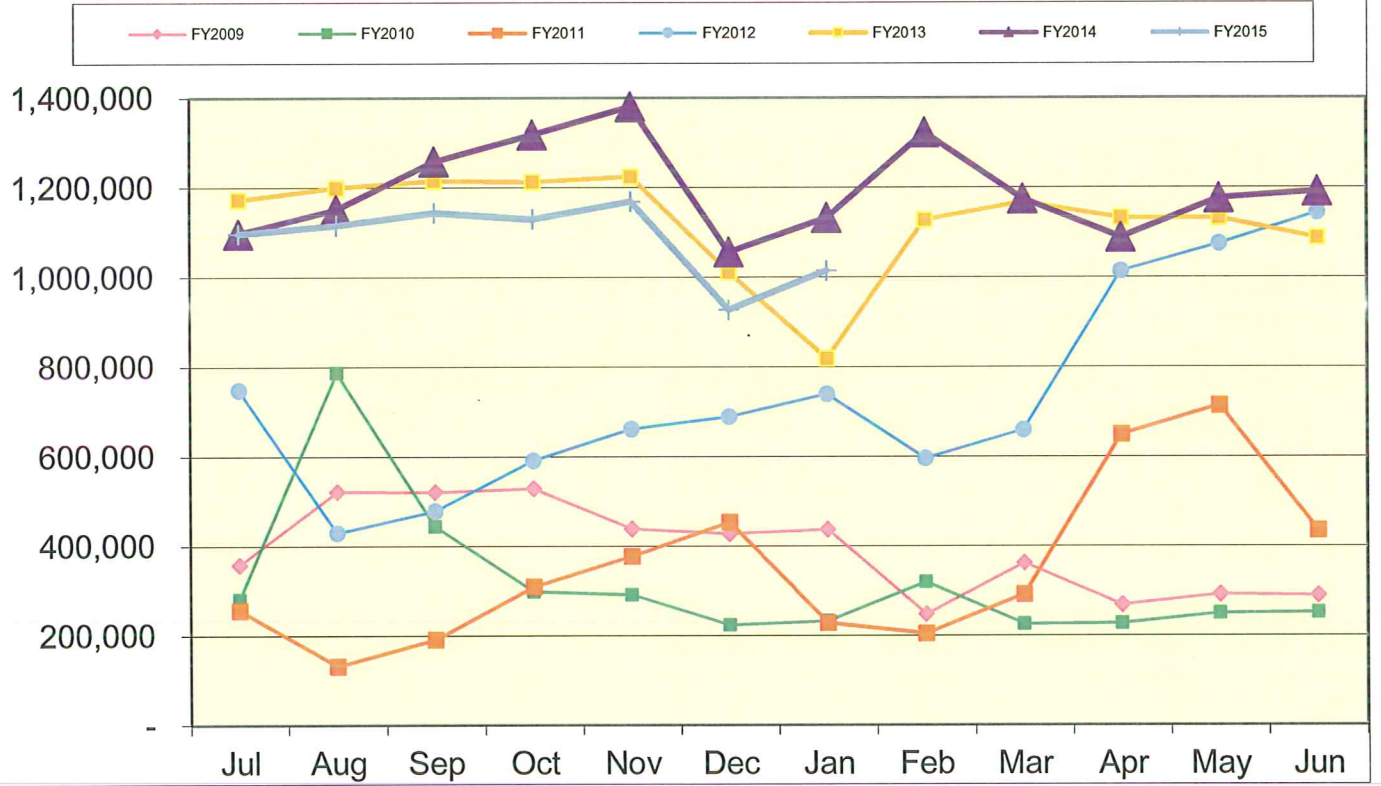
## Lexington Local Schools General Fund Cash Balance



### Lexington Local Schools Food Service Fund Cash Balance



### Lexington Local Schools Employee Benefits Fund Cash Balance



## Lexington Local Schools

### Permanent Improvement Fund 1/31/2015

	Budgeted Amount	Actual Fiscal Year Expended	Current Encumbrances	Available Budget
<b>Instruction and Administration</b>				
Pre-school equipment - Western	\$ 5,763.91	\$ -	\$ -	\$5,763.91
Textbooks and instructional equipment	\$ 143,785.86	\$ 140,911.56	\$ 130.00	\$2,744.30
JH Art - Kiln	\$ 2,345.99	\$ 2,303.99	\$ -	\$42.00
HS Art - District portion of LAB grant	\$ 459.00	\$ -	\$ -	\$459.00
HS Art - 3D Printer & Filaments	\$ 2,052.00	\$ -	\$ -	\$2,052.00
New copier - Curriculum Director	\$ -	\$ 2,088.05	\$ -	(\$2,088.05)
Laptop - Bus Garage	\$ -	\$ 737.10	\$ -	(\$737.10)
Laptop - Treasurer's Office	\$ -	\$ 741.93	\$ -	(\$741.93)
JH PE Equipment	\$ 400.00	\$ -	\$ -	\$400.00
JH/HS music instruments and equipment	\$ 10,315.70	\$ 9,476.00	\$ -	\$839.70

<b>Maintenance</b>				
Asphalt throughout District (Hammett)	\$ 133,364.00	\$ 133,364.00	\$ -	\$0.00
New mower	\$ 9,000.00	\$ 8,969.00	\$ -	\$31.00
Tractor Lease	\$ -	\$ 19,416.08	\$ -	(\$19,416.08)
Roof Repairs (Central & HS)	\$ 50,000.00	\$ 49,037.46	\$ -	\$962.54

<b>Transportation</b>				
New bus	\$ 90,610.00	\$ 90,610.00	\$ -	\$0.00
Vehicles (Maint. Pickup, Dump Truck)	\$ 63,589.49	\$ 52,374.10	\$ -	\$11,215.39

<b>Technology</b>				
Computers, servers, tech equip., etc.	\$ 200,000.00	\$ 142,110.66	\$ 378.68	\$57,510.66

<b>Food Service</b>				
Food Service Van	\$ 36,410.51	\$ 36,410.11	\$ -	\$0.40
Food Service Equipment Maintenance/Repair	\$ -	\$ 15,586.86	\$ 5,378.85	(\$20,965.71)

<b>Athletics and Student Activities</b>				
JH ice machine (Athletics)	\$ 2,323.77	\$ 2,364.00	\$ -	(\$40.23)
Athletic equipment, etc.	\$ 16,676.00	\$ 15,726.00	\$ -	\$950.00
Athletic office furniture	\$ 561.71	\$ 561.71	\$ -	\$0.00
Guard Costumes - Football	\$ -	\$ 2,422.00	\$ -	(\$2,422.00)
3 Cellos (Kohr k39c)	\$ 2,925.00	\$ 2,925.00	\$ -	\$0.00
Washer/Dryer	\$ 15,165.00	\$ -	\$ 15,165.00	\$0.00
Flag Corps flags/rifles	\$ 1,795.00	\$ 1,795.00	\$ -	\$0.00

<b>Fees</b>				
Tax Collection Fees	\$ 12,000.00	\$ 5,117.50	\$ -	\$6,882.50

	Budgeted Amount	Actual Fiscal Year Expended	Current Encumbrances	Available Budget
<b>Totals</b>	\$ 799,542.94	\$ 735,048.11	\$ 21,052.53	\$ 43,442.30
Total Budgeted Plus Return to Gen. Fund	\$ 799,542.94			

Actual Cash Balance 7/1/14	\$ 184,452.93
Revenues FY15 - Taxes from levy	\$ 317,124.07
Expenditures FY15	\$ (735,048.11)
Current Cash Balance	(\$233,471.11)
Current Encumbrances	\$ (21,052.53)
Available Balance	(\$254,523.64)

Estimated Remaining Revenues FY15 - Taxes from levy	\$ 282,875.93
Estimated 6/30/15 Carryover	\$ 28,352.29

**Lexington Local Schools**

**Food Service Fund 2014-15 vs. 2013-2014**

Beginning Balance 7/1/14 \$ 842

**2014-2015 Through 1/31/15**

<i>Revenues</i>	District-Wide	High School	Junior High	Eastern	Central	Western	<b>Total</b>
Student Type A, Ezpay, Misc	\$ -	\$ 78,284	\$ 30,772	\$ 31,565	\$ 23,881	\$ 17,535	\$ 182,037
Student Break, Milk & A La Carte	\$ -	\$ 43,972	\$ 13,357	\$ 5,224	\$ 3,910	\$ 3,419	\$ 69,882
Adult & Misc revenues	\$ 1,709	\$ 1,819	\$ 1,389	\$ 1,447	\$ 1,560	\$ 751	\$ 8,675
State Reimb	\$ -	\$ 504	\$ 417	\$ 543	\$ 479	\$ 323	\$ 2,266
Federal Reimb	\$ -	\$ 29,909	\$ 17,826	\$ 23,743	\$ 20,794	\$ 16,623	\$ 108,895
<b>Total Revenues</b>	\$ 1,709	\$ 154,488	\$ 63,761	\$ 62,522	\$ 50,624	\$ 38,651	\$ 371,755
<i>Expenses</i>							
Wages	\$ 25,828	\$ 68,455	\$ 33,002	\$ 25,829	\$ 15,311	\$ 20,801	\$ 189,226
Severance	\$ -	\$ -	\$ -	\$ -	\$ -	\$ -	\$ -
Retirement	\$ 6,660	\$ 19,589	\$ 8,384	\$ 7,760	\$ 5,876	\$ 5,447	\$ 53,716
Medical	\$ 10,644	\$ 21,369	\$ 9,361	\$ 12,827	\$ 5,321	\$ 2,128	\$ 61,650
Life, Dent, MC, WC	\$ 646	\$ 1,765	\$ 1,017	\$ 773	\$ 383	\$ 352	\$ 4,936
Purch Serv, Repairs, Phone, Postage	\$ 1,692	\$ 1,911	\$ 3,381	\$ 1,299	\$ 1,016	\$ 597	\$ 9,896
Supplies	\$ 2,344	\$ -	\$ -	\$ -	\$ -	\$ -	\$ 2,344
Food Costs	\$ -	\$ 52,395	\$ 18,302	\$ 32,614	\$ 6,084	\$ 5,246	\$ 114,641
Equipment	\$ -	\$ -	\$ -	\$ -	\$ -	\$ -	\$ -
Other Costs	\$ -	\$ -	\$ -	\$ -	\$ -	\$ -	\$ -
<b>Total Expenses</b>	\$ 47,814	\$ 165,484	\$ 73,447	\$ 81,102	\$ 33,991	\$ 34,571	\$ 436,409
<b>Net Gain (Loss)</b>	\$ (46,105)	\$ (10,996)	\$ (9,686)	\$ (18,580)	\$ 16,633	\$ 4,080	\$ (64,654)

Ending Cash Balance 1/31/15 \$ (63,812)

Note: January Federal Reimbursement of \$25,344.74 to be received in February.

Beginning Balance 7/1/13 \$ 959

**2013-2014 Through 1/31/14**

<i>Revenues</i>	District-Wide	High School	Junior High	Eastern	Central	Western	<b>Total</b>
Student Type A, Ezpay, Misc	\$ -	\$ 84,175	\$ 39,069	\$ 36,510	\$ 25,842	\$ 17,687	\$ 203,283
Student Break, Milk & A La Carte	\$ -	\$ 41,696	\$ 14,752	\$ 6,425	\$ 3,911	\$ 2,913	\$ 69,697
Adult & Misc revenues	\$ 6,190	\$ 2,146	\$ 1,417	\$ 1,748	\$ 1,831	\$ 651	\$ 13,983
State Reimb	\$ -	\$ 634	\$ 427	\$ 590	\$ 448	\$ 343	\$ 2,442
Federal Reimb	\$ -	\$ 27,348	\$ 19,437	\$ 28,134	\$ 21,912	\$ 14,319	\$ 111,150
<b>Total Revenues</b>	\$ 6,190	\$ 155,999	\$ 75,102	\$ 73,407	\$ 53,944	\$ 35,913	\$ 400,555
<i>Expenses</i>							
Wages	\$ 26,805	\$ 77,733	\$ 39,187	\$ 35,724	\$ 35,777	\$ 26,606	\$ 241,832
Severance	\$ -	\$ -	\$ -	\$ -	\$ -	\$ -	\$ -
Retirement	\$ 6,413	\$ 21,044	\$ 8,508	\$ 8,147	\$ 7,751	\$ 5,501	\$ 57,364
Medical	\$ 7,373	\$ 30,722	\$ 8,968	\$ 12,289	\$ 8,968	\$ 6,144	\$ 74,464
Life, Dent, MC, WC	\$ 652	\$ 1,983	\$ 1,076	\$ 913	\$ 1,045	\$ 557	\$ 6,226
Purch Serv, Repairs, Phone, Postage	\$ 2,965	\$ 2,154	\$ 1,834	\$ 1,351	\$ 610	\$ 1,396	\$ 10,310
Supplies	\$ 2,707	\$ -	\$ -	\$ -	\$ -	\$ -	\$ 2,707
Food Costs	\$ -	\$ 52,721	\$ 22,105	\$ 20,215	\$ 16,541	\$ 13,453	\$ 125,035
Equipment	\$ -	\$ -	\$ -	\$ -	\$ -	\$ -	\$ -
Other Costs	\$ -	\$ -	\$ -	\$ -	\$ -	\$ -	\$ -
<b>Total Expenses</b>	\$ 46,915	\$ 186,357	\$ 81,678	\$ 78,639	\$ 70,692	\$ 53,657	\$ 517,938
<b>Net Gain (Loss)</b>	\$ (40,725)	\$ (30,358)	\$ (6,576)	\$ (5,232)	\$ (16,748)	\$ (17,744)	\$ (117,383)

Ending Cash Balance 1/31/14 \$ (116,424)

Check#	Check Date	Org Sta	Vendor Paid	Check Amount	Status Date
072331	01/07/2015	W/R	STATE TEACHERS RETIREMENT	4,658.04	01/12/2015
072332	01/13/2015	W/R	NICKLES BAKERY	153.90	01/21/2015
072333	01/13/2015	W/R	CDW-G	2,191.50	01/20/2015
072334	01/13/2015	W/R	CLEARWATER SYSTEMS	29.90	01/20/2015
072335	01/13/2015	W/R	COLE DISTRIBUTING	18,110.09	01/20/2015
072336	01/13/2015	W/R	CORWIN PRESS	37.90	01/22/2015
072337	01/13/2015	W/R	CULLIGAN QUALITY WATER	37.00	01/21/2015
072338	01/13/2015	W/R	DAIRY ENTERPRISES INC.	1,244.31	01/20/2015
072339	01/13/2015	W/R	ECP TIME EQUIPMENT, LTD	351.95	01/28/2015
072340	01/13/2015	W/R	ELZY MILLING & TRADE LTD.	5,782.00	01/20/2015
072341	01/13/2015	W/R	GORDON FOOD SERVICE	11,338.06	01/23/2015
072342	01/13/2015	W/R	GRAINGER	687.85	01/20/2015
072343	01/13/2015	W/R	HAMMETT ASPHALT PAVING	4,000.00	01/20/2015
072344	01/13/2015	W/R	J & B ACCOUSTICAL	384.16	01/16/2015
072345	01/13/2015	W/R	PATNODE, KARLEY	85.00	01/21/2015
072346	01/13/2015	W/V	TAYLOR, KEVIN	496.43	01/15/2015
072347	01/13/2015	W/R	MANSFIELD AUTO PARTS	57.53	01/21/2015
072348	01/13/2015	W/R	MID-OHIO AUTO REPAIR	798.64	01/20/2015
072349	01/13/2015	W/R	NATIONAL SALT DISTRIBUTORS	6,254.50	01/23/2015
072350	01/13/2015	W/R	OHIO CARDINAL CONFERENCE	1,350.00	01/21/2015
072351	01/13/2015	W/R	ROHR, PAIGE	210.00	01/21/2015
072352	01/13/2015	W/R	QUENCH	38.00	01/20/2015
072353	01/13/2015	W/R	SLAYBAUGH, SARAH	460.00	01/22/2015
072354	01/13/2015	W/R	SHELBY PRINTING, INC.	234.46	01/21/2015
072355	01/13/2015	W/R	SHERWIN-WILLIAMS	480.49	01/22/2015
072356	01/13/2015	W/R	SIESEL DISTRIBUTING, LLC	1,714.00	01/21/2015
072357	01/13/2015	W/R	SPORT-N-SHOES	400.00	01/20/2015
072358	01/13/2015	W/R	STANDARD PLUMBING & HEATING CO	630.00	01/20/2015
072359	01/13/2015	W/R	STANTON SHEET MUSIC	40.86	01/20/2015
072360	01/13/2015	W/W	TEACHERSPAYTEACHERS	102.00	
072361	01/13/2015	W/R	OHIO BUREAU OF CRIMINAL IDENT.	256.00	01/26/2015
072362	01/13/2015	W/R	TRIBUNE-COURIER	15.30	01/23/2015
072363	01/13/2015	W/R	TRUCK SALES & SERVICE, INC.	589.56	01/20/2015
072364	01/13/2015	W/R	WAL-MART DISCOUNT CITIES	491.12	01/20/2015
072365	01/13/2015	W/R	WOLFF BROS. SUPPLY, INC.	2,215.52	01/20/2015
072366	01/15/2015	W/R	HAYER, ALLISON	450.00	01/20/2015
072367	01/15/2015	W/R	WEAVER, BOBBI	8.96	01/30/2015
072368	01/15/2015	W/R	CLAY HIGH SCHOOL	400.00	01/26/2015
072369	01/15/2015	W/R	CLEARWATER SYSTEMS	59.80	01/22/2015
072370	01/15/2015	W/R	COLES ENERGY, INC.	433.00	01/21/2015
072371	01/15/2015	W/W	DRAIN-PRO	150.00	
072372	01/15/2015	W/W	BROWNELL, EDWINA	225.00	
072373	01/15/2015	W/R	DONAHUE, EMILY	675.00	01/27/2015
072374	01/15/2015	W/R	MORROW, KEVIN	525.00	01/26/2015
072375	01/15/2015	W/R	TAYLOR, KEVIN	395.87	01/20/2015
072376	01/15/2015	W/R	LEXINGTON ATHLETIC DEPT./PC	179.41	01/16/2015
072377	01/15/2015	W/R	LEXINGTON LOCAL SCHOOLS	118.70	01/16/2015
072378	01/15/2015	W/R	LEXINGTON WOOD SOURCE, LLC	4,575.00	01/22/2015
072379	01/15/2015	W/R	HANSEN, LONNIE	100.00	01/22/2015
072380	01/15/2015	W/R	OCHI, MADOKA	971.90	01/29/2015
072381	01/15/2015	W/R	MEDCENTRAL PEDIATRIC THERAPY	33,120.00	01/23/2015
072382	01/15/2015	W/R	MID-OHIO ED. SERVICE CENTER	260.20	01/21/2015

Check#	Check Date	Org Sta	Vendor Paid	Check Amount	Status Date
072383	01/15/2015	W/R	MILLIRON WASTE MGT.	731.64	01/21/2015
072384	01/15/2015	W/R	OMEA CONFERENCE	125.00	01/22/2015
072385	01/15/2015	W/R	PIZZA HUT	48.50	01/23/2015
072386	01/15/2015	W/R	RC THERAPY SERVICES, INC.	6,683.25	01/22/2015
072387	01/15/2015	W/R	RENHILL GROUP, INC.	2,324.10	01/21/2015
072388	01/15/2015	W/R	STOLL, RITA	249.16	01/21/2015
072389	01/15/2015	W/R	GIEFER, SALLY	26.16	01/28/2015
072390	01/15/2015	W/W	SAMUEL FRENCH, INC.	805.00	
072391	01/15/2015	W/R	SHERWIN-WILLIAMS	72.88	01/22/2015
072392	01/15/2015	W/R	SPORT-N-SHOES	250.00	01/20/2015
072393	01/15/2015	W/R	STANTON SHEET MUSIC	96.90	01/21/2015
072394	01/15/2015	W/R	SYSCO CLEVELAND, INC.	1,433.78	01/21/2015
072395	01/15/2015	W/R	WOODWIND AND BRASSWIND	189.25	01/27/2015
072396	01/15/2015	W/R	WORNER ROOFING COMPANY	425.55	01/20/2015
072397	01/16/2015	B/R	GUNTHER, HOLLY	42.00	01/26/2015
072398	01/16/2015	B/R	PERDUE, DANA	100.00	01/22/2015
072399	01/16/2015	B/R	STACKLIN, STEPHANIE	23.00	01/26/2015
072400	01/16/2015	B/R	TONN, TEDMAN	100.00	01/22/2015
072401	01/16/2015	B/B	BALLASH, ROBERT	50.00	
072402	01/16/2015	B/R	BALLASH, CHRISTY	50.00	01/30/2015
072403	01/21/2015	W/R	ACT CUSTOMER SERVICES	110.00	01/27/2015
072404	01/21/2015	W/R	BALL, BENJAMIN	25.76	01/26/2015
072405	01/21/2015	W/R	WEAVER, BOBBI	276.00	01/30/2015
072406	01/21/2015	W/R	BAZLEY, BRIAN	87.36	01/22/2015
072407	01/21/2015	W/R	CARDINAL BUS SALES & SERVICE	99.00	01/26/2015
072408	01/21/2015	W/R	COMMERCIAL PARTS & SERVICE	252.34	01/27/2015
072409	01/21/2015	W/R	Constellation NewEnergy	10,636.97	01/26/2015
072410	01/21/2015	W/R	BAKER, DARLA M	100.00	01/23/2015
072411	01/21/2015	W/W	BOND, DAVID A	85.68	
072412	01/21/2015	W/R	MARIKIS, DENNIS	9,900.00	01/27/2015
072413	01/21/2015	W/R	EDISON LOCAL SCHOOL DISTRICT	175.00	01/27/2015
072414	01/21/2015	W/R	TURLO, ERIC	1,000.00	01/29/2015
072415	01/21/2015	W/R	FLINN SCIENTIFIC, INC.	113.57	01/27/2015
072416	01/21/2015	W/R	FRONT & CENTER TURF	3,300.00	01/27/2015
072417	01/21/2015	W/R	GALION HIGH SCHOOL (AD)	150.00	01/28/2015
072418	01/21/2015	W/R	GEYER'S MARKET'S, INC.	144.36	01/26/2015
072419	01/21/2015	W/R	HEALTHCARE BILLING SERVICES	90.75	01/23/2015
072420	01/21/2015	W/R	HERFF JONES	5,383.00	01/26/2015
072421	01/21/2015	W/R	WORLEY, KAREN	25.00	01/27/2015
072422	01/21/2015	W/R	PATNODE, KARLEY	200.00	01/27/2015
072423	01/21/2015	W/R	LAMINATOR.COM	204.91	01/27/2015
072424	01/21/2015	W/R	LEX LANES	605.00	01/28/2015
072425	01/21/2015	W/R	LEXINGTON LOCAL SCHOOLS	205.70	01/27/2015
072426	01/21/2015	W/R	ARNOLD, LULU	100.00	01/23/2015
072427	01/21/2015	W/R	WALTERS, LYNN	190.00	01/26/2015
072428	01/21/2015	W/R	MANSFIELD AUTO PARTS	590.37	01/27/2015
072429	01/21/2015	W/R	METROPOLITAN EDUCATIONAL	1,063.47	01/26/2015
072430	01/21/2015	W/R	NCOCC	61,820.05	01/29/2015
072431	01/21/2015	W/W	OAEP	210.00	
072432	01/21/2015	W/R	OHIO HEALTH CONSORTIUM, INC.	350.00	01/26/2015
072433	01/21/2015	W/W	OMEA	297.00	
072434	01/21/2015	W/R	ROHR, PAIGE	330.00	01/28/2015

Check#	Check Date	Org Sta	Vendor Paid	Check Amount	Status Date
072435	01/21/2015	W/R	PEPPLE & WAGGONER, LTD.	7,206.50	01/26/2015
072436	01/21/2015	W/R	PIZZA HUT	46.80	01/23/2015
072437	01/21/2015	W/R	POST MASTER	490.00	01/29/2015
072438	01/21/2015	W/R	RENWICK, WELSH & BURTON	975.00	01/26/2015
072439	01/21/2015	W/W	TOMMELLEO, ROBERT J	26.88	
072440	01/21/2015	W/R	SLAYBAUGH, SARAH	490.00	01/29/2015
072441	01/21/2015	W/R	SCHOOL EMPLOYEES RETIREMENT	5,380.47	01/27/2015
072442	01/21/2015	W/R	SHIFFLER EQUIPMENT SALES	30.33	01/26/2015
072443	01/21/2015	W/R	STANDARD PLUMBING & HEATING CO	985.00	01/26/2015
072444	01/21/2015	W/R	STANTON SHEET MUSIC	281.48	01/26/2015
072445	01/21/2015	W/R	STATE TEACHERS RETIREMENT	5,191.24	01/26/2015
072446	01/21/2015	W/R	TRANSPORTATION ACCESSORIES CO.	238.87	01/26/2015
072447	01/21/2015	W/R	TREASURER, STATE OF OHIO	348.50	01/26/2015
072448	01/21/2015	W/V	WADSWORTH CITY SCHOOLS	350.00	01/30/2015
072449	01/23/2015	W/R	LEXINGTON ATHLETIC DEPT./PC	4,850.00	01/26/2015
072450	01/26/2015	W/R	ABER'S TRUCK CENTER	52,374.10	01/29/2015
072451	01/26/2015	W/W	NICKLES BAKERY	61.92	
072452	01/26/2015	W/W	AMERICAN ELECTRIC POWER	45,656.93	
072453	01/26/2015	W/W	APPERSON	401.24	
072454	01/26/2015	W/W	LUDWIG, BARB	11.76	
072455	01/26/2015	W/W	CenturyLink	1,274.28	
072456	01/26/2015	W/W	DAIRY ENTERPRISES INC.	339.38	
072457	01/26/2015	W/W	RICE, HOLLY	525.00	
072458	01/26/2015	W/W	MOWRY, LEVI B.	28.00	
072459	01/26/2015	W/W	LIMBACH COMPANY LLC	225.00	
072460	01/26/2015	W/W	BURD, MARISSA	570.00	
072461	01/26/2015	W/W	METRONOME MUSIC STORE	40.00	
072462	01/26/2015	W/W	METROPOLITAN EDUCATION COUNCIL	1,042.00	
072463	01/26/2015	W/W	O.E. MEYER COMPANY	39.30	
072464	01/26/2015	W/W	OHIO WESLEYAN UNIVERSITY	280.00	
072465	01/26/2015	W/W	RENHILL GROUP, INC.	671.00	
072466	01/26/2015	W/W	SAM'S CLUB	365.08	
072467	01/26/2015	W/W	SUMMIT PROFESSIONAL EDUCATION	179.00	
072468	01/26/2015	W/W	TRIUMPH LEARNNG	1,796.14	
072469	01/26/2015	W/W	VERIZON WIRELESS	974.85	
072470	01/26/2015	W/W	VILLAGE OF LEXINGTON	5,062.67	
072471	01/26/2015	W/W	NICKLES BAKERY	237.16	
072472	01/26/2015	W/W	AUTOMATION PARTS WAREHOUSE	298.00	
072473	01/26/2015	W/W	CDW-G	1,277.16	
072474	01/26/2015	W/W	COLUMBUS CLAY CO	170.00	
072475	01/26/2015	W/W	CONTINENTAL PRESS INC.	79.45	
072476	01/26/2015	W/W	DAIRY ENTERPRISES INC.	1,549.29	
072477	01/26/2015	W/W	G & L SUPPLY CO.	543.60	
072478	01/26/2015	W/W	JOSTEN'S	619.31	
072479	01/26/2015	W/W	LESCH BATTERY & POWER	599.94	
072480	01/26/2015	W/W	MID-OHIO ED. SERVICE CENTER	260.20	
072481	01/26/2015	W/W	STAPLES, MITCHELL L	340.00	
072482	01/26/2015	W/W	NORTH CENTRAL OHIO ESC	4,007.50	
072483	01/26/2015	W/W	ORIENTAL TRADING COMPANY	91.98	
072484	01/26/2015	W/W	SCHOOL SPECIALTY INC.	1,018.76	
072485	01/26/2015	W/W	SMETZ'S TIRE SERVICE CENTER	2,893.60	
072486	01/26/2015	W/W	WOLFF BROS. SUPPLY, INC.	745.19	



Check#	Check Date	Org Sta	Vendor Paid	Check Amount	Status Date
072487	01/30/2015	B/B	BROOK, HALLE	30.00	
072488	01/30/2015	B/B	COOTS, DON	164.00	
072489	01/30/2015	B/B	RITTER, LOIS	100.00	
072490	01/26/2015	W/W	PATNODE, KARLEY	120.00	
072491	01/26/2015	W/W	ROHR, PAIGE	210.00	
072492	01/26/2015	W/W	SLAYBAUGH, SARAH	485.00	
072493	01/26/2015	W/R	OHIO CASUALTY INSURANCE CO.	378.00	01/30/2015
072551	01/26/2015	W/W	A-1 SEPTIC TANK SERVICE LLC	430.00	
072552	01/26/2015	W/W	ALBERT GUARNIERI & CO., INC.	874.53	
072553	01/26/2015	W/W	NICKLES BAKERY	568.25	
072554	01/26/2015	W/W	LITTLE, ANDY J	250.00	
072555	01/26/2015	W/W	AWARDSMITH	20.00	
072556	01/26/2015	W/W	BP ELECTRIC OF OHIO, INC	40.00	
072557	01/26/2015	W/W	BSN SPORTS	130.00	
072558	01/26/2015	W/W	CARDINAL BUS SALES & SERVICE	42.28	
072559	01/26/2015	W/W	CBIZ BENEFITS & INSURANCE	2,750.00	
072560	01/26/2015	W/W	CDW-G	1,025.27	
072561	01/26/2015	W/W	BERGER, CHRIS	35.00	
072562	01/26/2015	W/W	COLES ENERGY, INC.	613.47	
072563	01/26/2015	W/W	DAIRY ENTERPRISES INC.	1,489.53	
072564	01/26/2015	W/W	DELL MARKETING L.P.	104.99	
072565	01/26/2015	W/R	DOLLAR TREE STORES, INC.	120.00	01/30/2015
072566	01/26/2015	W/R	FURBAY/MANSFIELD ELECTRIC	374.97	01/30/2015
072567	01/26/2015	W/W	GRAINGER	45.84	
072568	01/26/2015	W/W	HCC LIFE INSURANCE CO	23,947.14	
072569	01/26/2015	W/R	J & B ACCOUSTICAL	282.22	01/30/2015
072570	01/26/2015	W/W	DELEON, JOSE LUIS JR	250.00	
072571	01/26/2015	W/W	JOSTEN'S	7.65	
072572	01/26/2015	W/W	LESCH BATTERY & POWER	287.14	
072573	01/26/2015	W/W	TOMELLEO, LOUIS MICHAEL	300.00	
072574	01/26/2015	W/R	MADISON LOCAL SCHOOLS	1,556.71	01/30/2015
072575	01/26/2015	W/W	JAENKE, MARSHA	80.00	
072576	01/26/2015	W/W	CTB/McGRAW-HILL	1,995.39	
072577	01/26/2015	W/W	METRONOME MUSIC STORE	7.00	
072578	01/26/2015	W/R	GILBERT, MICHELLE (R)	35.00	01/30/2015
072579	01/26/2015	W/R	MID-OHIO ED. SERVICE CENTER	930.22	01/30/2015
072580	01/26/2015	W/W	NEWS JOURNAL	501.50	
072581	01/26/2015	W/W	OAESA	250.00	
072582	01/26/2015	W/W	OASBO	95.00	
072583	01/26/2015	W/W	OMEA	501.00	
072584	01/26/2015	W/W	MEDCO SUPPLY INC.	107.86	
072585	01/26/2015	W/W	POST MASTER	490.00	
072586	01/26/2015	W/W	SAFETY-KLEEN	813.13	
072587	01/26/2015	W/W	SCHMIDT SECURITY	583.00	
072588	01/26/2015	W/W	SIGN GRAPHIX	37.00	
072589	01/26/2015	W/R	SPORT-N-SHOES	1,202.00	01/30/2015
072590	01/26/2015	W/W	POPP, STANLEY W.	125.00	
072591	01/26/2015	W/W	STANTON SHEET MUSIC	448.38	
072592	01/26/2015	W/W	SCHEID, TIM	525.00	
072593	01/26/2015	W/W	ROSEBERRY, TOMMIE	35.00	
072594	01/26/2015	W/W	WAL-MART DISCOUNT CITIES	187.07	
072595	01/26/2015	W/W	WOODWIND AND BRASSWIND	44.00	

Date: 2/04/2015

C H E C K R E G I S T E R  
Processing Month: January 2015  
LEXINGTON LOCAL SCHOOLS

Page: 5  
(CHKREG)

Check#	Check Date	Org Sta	Vendor Paid	Check Amount	Status Date
072596	01/31/2015	W/W	LEXINGTON ATHLETIC DEPT./PC	1,760.00	
690617	01/05/2015	C/R	LEXINGTON SCHOOLS - PAYROLL	503,900.73	01/05/2015
690621	01/20/2015	C/R	LEXINGTON SCHOOLS - PAYROLL	540,627.06	01/20/2015
690622	01/14/2015	M/M	LEXINGTON SCHOOLS - PAYROLL	6,847.58	
690623	01/15/2015	M/M	ANTHEM BENEFIT SERVICES	268,955.80	
690624	01/15/2015	M/M	LEXINGTON SCHOOLS - PAYROLL	7,321.73	
690625	01/29/2015	M/M	MEMO-MID OHIO ESC	3,488.25	
690626	01/30/2015	M/M	MEMO-S.E.R.S.	41,032.00	
690627	01/30/2015	M/M	MEMO-S.T.R.S.	103,474.00	
690629	01/31/2015	M/M	UNITED STATES TREASURY	30,159.36	
Total Checks Issued				\$ 1,927,652.28	

TRANS NO	ITEM NO	TRANS DATE	STS	DESCRIPTION OR SOURCE	TI	FUND	RCPT	SPCC	SUBJ	OPU	TRANS AMOUNT
066619	0001	01/05/2015	A	Jan tuition - Buchanan	03	001	1211	0000	000000	000	591.80
066620	0001	01/05/2015	A	Whitaker Preschool	03	001	1211	0000	000000	500	100.00
066620	0002	01/05/2015	A	Rodriguez Preschool	03	001	1211	0000	000000	500	100.00
066621	0001	01/05/2015	A	Sanchez Preschool	03	001	1211	0000	000000	500	100.00
066621	0002	01/05/2015	A	Marhenke Preschool	03	001	1211	0000	000000	500	100.00
066628	0001	01/06/2015	A	Iten tuition	03	001	1211	0000	000000	000	591.80
066628	0002	01/06/2015	A	Miller tuition	03	001	1211	0000	000000	000	591.80
066650	0001	01/14/2015	A	Rondy Preschool tuition	03	001	1211	0000	000000	500	200.00
066650	0002	01/14/2015	A	Waters preschool tuition	03	001	1211	0000	000000	500	100.00
066653	0001	01/15/2015	A	Perry tuition	03	001	1211	0000	000000	000	150.00
066654	0001	01/15/2015	A	Pollard tuition	03	001	1211	0000	000000	000	295.90
066655	0001	01/15/2015	A	Siegenthaler tuition	03	001	1211	0000	000000	000	591.80
066663	0001	01/16/2015	A	Preschool tuition Gledhill	03	001	1211	0000	000000	500	100.00
066674	0001	01/20/2015	A	Morando Jan tuition	03	001	1211	0000	000000	000	1,183.60
066676	0001	01/20/2015	A	Taylor Jan/Feb tuition	03	001	1211	0000	000000	000	2,367.20
066715	0003	01/27/2015	A	Preschool tuition - Reindl	03	001	1211	0000	000000	500	100.00
066710	0001	01/28/2015	A	Nguyen tuition Dec & Jan	03	001	1211	0000	000000	000	3,550.80
066708	0001	01/30/2015	A	Perry Tuition pymt	03	001	1211	0000	000000	000	1,605.00
066709	0001	01/30/2015	A	Haring Tuition pymt	03	001	1211	0000	000000	000	591.80
RCPT CODE SUB-TOTAL:											13,011.50
066666	0023	01/23/2015	A	SB 140 Tuition-SF14	03	001	1221	0000	000000	000	23,405.69
RCPT CODE SUB-TOTAL:											23,405.69
066616	0021	01/09/2015	A	SF-14H Spec . Ed Tuition	03	001	1223	0000	000000	000	0.00
066666	0021	01/23/2015	A	SF-14H Spec . Ed Tuition	03	001	1223	0000	000000	000	11,688.05
RCPT CODE SUB-TOTAL:											11,688.05
066616	0013	01/09/2015	A	Open Enrollment Revenue	03	001	1227	0000	000000	000	77.69
066666	0013	01/23/2015	A	Open Enrollment Revenue	03	001	1227	0000	000000	000	77.68
RCPT CODE SUB-TOTAL:											155.37
066733	0001	01/30/2015	A	Richland Bank Jan Interest	03	001	1410	0000	000000	000	638.48
RCPT CODE SUB-TOTAL:											638.48
066629	0001	01/07/2015	A	Western school fees	03	001	1740	0000	000000	500	20.00
066632	0004	01/07/2015	A	Central school fees	03	001	1740	0000	000000	400	28.00
066641	0001	01/13/2015	A	HS School fees	03	001	1740	0000	000000	100	108.00
066651	0001	01/14/2015	A	HS School fees	03	001	1740	0000	000000	100	28.00

STATUS (STS) CODES:

A-RECEIPT B-REFUND OF RECEIPT V-VOID REFUND OF RECEIPT X-REDUCTION OF EXPENDITURE  
 C-APPROPRIATION OR BUDGET MODIFICATIONS D-EXPENSE/SUPPLIES DISTRIBUTION F-FUND TO FUND TRANSFER

DATE: 02/04/2015  
 TIME: 09:30

LEXINGTON LOCAL SCHOOLS  
 TRANS. BY FUND/RCPT, ALL FUNDS  
 DATES 01/01/2015 THRU 01/31/2015  
 SORTED BY TRANSACTION DATE

PAGE: 2  
 (RECLD)

TRANS NO	ITEM NO	TRANS DATE	STS	DESCRIPTION OR SOURCE	TI	FUND	RCPT	SPCC	SURJ	OPU	TRANS AMOUNT
066643	0001	01/16/2015	B	FEE REFUNDS	03	001	1740	0000	000000	400	42.00-
066659	0001	01/16/2015	A	HS School fees	03	001	1740	0000	000000	100	44.00
066662	0002	01/16/2015	A	Western school fees	03	001	1740	0000	000000	500	90.00
066670	0002	01/16/2015	A	Lost Music Book Fee	03	001	1740	0000	000000	300	73.00
066677	0001	01/21/2015	A	Western fees	03	001	1740	0000	000000	500	20.00
066678	0001	01/21/2015	A	Central Fees	03	001	1740	0000	000000	400	28.00
066682	0001	01/22/2015	A	HS School Fees	03	001	1740	0000	000000	100	38.50
066715	0002	01/27/2015	A	Western fees	03	001	1740	0000	000000	500	20.00
066704	0001	01/28/2015	A	Lost library books	03	001	1740	0000	000000	300	25.00
066704	0002	01/28/2015	A	Eastern school fees	03	001	1740	0000	000000	300	34.00
066705	0001	01/28/2015	A	HS School Fees	03	001	1740	0000	000000	100	40.00
066718	0001	01/28/2015	A	Central School Fees	03	001	1740	0000	000000	400	129.50
066719	0001	01/29/2015	A	Central School Fees	03	001	1740	0000	000000	400	112.00
066128	0001	01/30/2015	V	FEE REFUND	03	001	1740	0000	000000	300	30.00
066696	0001	01/30/2015	B	FEE REFUND	03	001	1740	0000	000000	300	30.00-
066712	0001	01/30/2015	A	HS Fees - Pay For It	03	001	1740	0000	000000	100	49.00
066712	0002	01/30/2015	A	Central Fees - Pay For It	03	001	1740	0000	000000	400	30.00
066712	0003	01/30/2015	A	Jr High Fees - Pay For It	03	001	1740	0000	000000	400	56.00
066712	0004	01/30/2015	A	Eastern Fees - Pay For It	03	001	1740	0000	000000	400	30.00
066712	0005	01/30/2015	A	Western Fees - Pay For It	03	001	1740	0000	000000	400	0.00
066723	0001	01/30/2015	A	HS School Fees	03	001	1740	0000	000000	100	40.00
066732	0001	01/30/2015	A	Central School Fees	03	001	1740	0000	000000	400	64.00
RCPT CODE SUB-TOTAL:											1,055.00
066676	0002	01/20/2015	A	Bldg Rental - Lex Academy	03	001	1810	0000	000000	000	240.45
066711	0001	01/23/2015	A	Bldg Rental - Team Chitwood	03	001	1810	0000	000000	000	30.00
RCPT CODE SUB-TOTAL:											270.45
066618	0001	01/05/2015	A	Tax Abatement -PineRidge	03	001	1880	0000	000000	000	2,470.00
RCPT CODE SUB-TOTAL:											2,470.00
066717	0002	01/29/2015	A	Enviromental specialists	03	001	1890	0000	000000	800	120.00
RCPT CODE SUB-TOTAL:											120.00
066616	0001	01/09/2015	A	Opportunity Grant	03	001	3110	0000	000000	000	293,120.73
066616	0002	01/09/2015	A	Targeted Assistance	03	001	3110	0000	000000	000	21,898.64
066616	0003	01/09/2015	A	K-3 Literacy Funding	03	001	3110	0000	000000	000	5,563.69
066616	0005	01/09/2015	A	Limited English Prof Funding	03	001	3110	0000	000000	000	520.94
066616	0006	01/09/2015	A	Gifted Education Funding	03	001	3110	0000	000000	000	5,158.03
066616	0007	01/09/2015	A	Transportation	03	001	3110	0000	000000	000	28,235.84

STATUS (STS) CODES:

A-RECEIPT B-REFUND OF RECEIPT V-VOID REFUND OF RECEIPT X-REDUCTION OF EXPENDITURE  
 C-APPROPRIATION OR BUDGET MODIFICATIONS D-EXPENSE/SUPPLIES DISTRIBUTION F-FUND TO FUND TRANSFER

TRANS NO	ITEM NO	TRANS DATE	STS	DESCRIPTION OR SOURCE	TI	FUND	RCPT	SPCC	SUBJ	OPU	TRANS AMOUNT
066616	0008	01/09/2015	A	Special Education Funding	03	001	3110	0000	000000	000	39,966.40
066616	0010	01/09/2015	A	Transitional Aid Guarantee	03	001	3110	0000	000000	000	0.00
066616	0011	01/09/2015	A	Preschool Special Educ Funding	03	001	3110	0000	000000	000	5,312.66
066616	0012	01/09/2015	A	Special Educ Transportation	03	001	3110	0000	000000	000	2,523.81
066666	0001	01/23/2015	A	Opportunity Grant	03	001	3110	0000	000000	000	293,120.73
066666	0002	01/23/2015	A	Targeted Assistance	03	001	3110	0000	000000	000	21,898.63
066666	0003	01/23/2015	A	K-3 Literacy Funding	03	001	3110	0000	000000	000	5,563.68
066666	0005	01/23/2015	A	Limited English Prof Funding	03	001	3110	0000	000000	000	520.93
066666	0006	01/23/2015	A	Gifted Education Funding	03	001	3110	0000	000000	000	5,158.03
066666	0007	01/23/2015	A	Transportation	03	001	3110	0000	000000	000	28,235.83
066666	0008	01/23/2015	A	Special Education Funding	03	001	3110	0000	000000	000	39,966.40
066666	0010	01/23/2015	A	Transitional Aid Guarantee	03	001	3110	0000	000000	000	0.00
066666	0011	01/23/2015	A	Preschool Special Educ Funding	03	001	3110	0000	000000	000	5,312.65
066666	0012	01/23/2015	A	Special Educ Transportation	03	001	3110	0000	000000	000	2,039.87
RCPT CODE SUB-TOTAL:											804,117.49
066702	0001	01/30/2015	A	State Casino Revenue	03	001	3190	0000	000000	000	61,972.88
RCPT CODE SUB-TOTAL:											61,972.88
066616	0004	01/09/2015	A	Economic Disadvantaged Funding	03	001	3211	0000	000000	000	2,870.63
066666	0004	01/23/2015	A	Economic Disadvantaged Funding	03	001	3211	0000	000000	000	2,870.63
RCPT CODE SUB-TOTAL:											5,741.26
066616	0009	01/09/2015	A	Career Tech Education Funding	03	001	3219	0000	000000	000	367.86
066666	0009	01/23/2015	A	Career Tech Education Funding	03	001	3219	0000	000000	000	367.85
RCPT CODE SUB-TOTAL:											735.71
066713	0001	01/30/2015	A	MEDICAID Recd -1/02/15	03	001	3300	0000	000000	000	857.83
066713	0002	01/30/2015	A	MEDICAID Recd 1/23/15	03	001	3300	0000	000000	000	72.18
066713	0003	01/30/2015	A	MEDICAID Recd 1/29/15	03	001	3300	0000	000000	000	12,648.20
RCPT CODE SUB-TOTAL:											13,578.21
066616	0020	01/09/2015	A	JPS Reimbursement FY14	03	001	5300	0000	000000	000	0.00
066681	0001	01/21/2015	A	E-Rate	03	001	5300	0000	000000	000	16,707.23
066666	0020	01/23/2015	A	JPS Reimbursement FY14	03	001	5300	0000	000000	000	0.00
066717	0001	01/29/2015	A	Next Generation Tax Abatement	03	001	5300	0000	000000	000	8,000.00
RCPT CODE SUB-TOTAL:											24,707.23
FUND CODE SUB-TOTAL:											963,667.32

STATUS (STS) CODES:

A-RECEIPT B-REFUND OF RECEIPT V-VOID REFUND OF RECEIPT X-REDUCTION OF EXPENDITURE  
 C-APPROPRIATION OR BUDGET MODIFICATIONS D-EXPENSE/SUPPLIES DISTRIBUTION F-FUND TO FUND TRANSFER

TRANS NO	ITEM NO	TRANS DATE	STS	DESCRIPTION OR SOURCE	TI	FUND	RCPT	SPCC	SUBJ	OPU	TRANS AMOUNT
066616	0022	01/09/2015	A	TPP Fixed Rate Non-Oper Reimb	03	003	3135	0000	000000	000	0.00
066666	0022	01/23/2015	A	TPP Fixed Rate Non-Oper Reimb	03	003	3135	0000	000000	000	0.00
RCPT CODE SUB-TOTAL:											0.00
FUND CODE SUB-TOTAL:											0.00
066633	0026	01/07/2015	A	HS Breakfast	03	006	1511	0000	000000	100	96.95
066633	0027	01/07/2015	A	Jr. Hi Breakfast	03	006	1511	0000	000000	200	7.40
066633	0028	01/07/2015	A	Eastern Breakfast	03	006	1511	0000	000000	300	7.50
066633	0029	01/07/2015	A	Central Breakfast	03	006	1511	0000	000000	400	9.00
066633	0030	01/07/2015	A	Western Breakfast	03	006	1511	0000	000000	500	6.90
066665	0026	01/16/2015	A	HS Breakfast	03	006	1511	0000	000000	100	150.60
066665	0027	01/16/2015	A	Jr. Hi Breakfast	03	006	1511	0000	000000	200	19.10
066665	0028	01/16/2015	A	Eastern Breakfast	03	006	1511	0000	000000	300	27.25
066665	0029	01/16/2015	A	Central Breakfast	03	006	1511	0000	000000	400	33.55
066665	0030	01/16/2015	A	Western Breakfast	03	006	1511	0000	000000	500	30.60
066716	0026	01/23/2015	A	HS Breakfast	03	006	1511	0000	000000	100	98.90
066716	0027	01/23/2015	A	Jr. Hi Breakfast	03	006	1511	0000	000000	200	10.35
066716	0028	01/23/2015	A	Eastern Breakfast	03	006	1511	0000	000000	300	16.80
066716	0029	01/23/2015	A	Central Breakfast	03	006	1511	0000	000000	400	28.20
066716	0030	01/23/2015	A	Western Breakfast	03	006	1511	0000	000000	500	24.00
066724	0026	01/30/2015	A	HS Breakfast	03	006	1511	0000	000000	100	106.10
066724	0027	01/30/2015	A	Jr. Hi Breakfast	03	006	1511	0000	000000	200	6.50
066724	0028	01/30/2015	A	Eastern Breakfast	03	006	1511	0000	000000	300	25.10
066724	0029	01/30/2015	A	Central Breakfast	03	006	1511	0000	000000	400	24.00
066724	0030	01/30/2015	A	Western Breakfast	03	006	1511	0000	000000	500	28.50
RCPT CODE SUB-TOTAL:											757.30
066633	0001	01/07/2015	A	HS Stu. Type A	03	006	1512	0000	000000	100	2,203.75
066633	0005	01/07/2015	A	HS ROA Stu. Type A	03	006	1512	0000	000000	100	1,609.15
066633	0006	01/07/2015	A	Jr Hi Stu. Type A	03	006	1512	0000	000000	200	879.20
066633	0010	01/07/2015	A	Jr. Hi ROA Stu Type A	03	006	1512	0000	000000	200	580.26
066633	0011	01/07/2015	A	Eastern Stu. Type A	03	006	1512	0000	000000	300	846.35
066633	0015	01/07/2015	A	Eastern ROA Stu. Type A	03	006	1512	0000	000000	300	665.75
066633	0016	01/07/2015	A	Central Stu. Type A	03	006	1512	0000	000000	400	667.85
066633	0020	01/07/2015	A	Central ROA Stu. Type A	03	006	1512	0000	000000	400	219.00
066633	0021	01/07/2015	A	Western Stu. Type A	03	006	1512	0000	000000	500	483.80
066633	0025	01/07/2015	A	Western ROA Stu. Type A	03	006	1512	0000	000000	500	198.50
066668	0001	01/15/2015	A	NSF Check D.J.	03	006	1512	0000	000000	500	20.00-
066665	0001	01/16/2015	A	HS Stu. Type A	03	006	1512	0000	000000	100	3,086.80
066665	0005	01/16/2015	A	HS ROA Stu. Type A	03	006	1512	0000	000000	100	979.45-

STATUS (STS) CODES:

A-RECEIPT B-REFUND OF RECEIPT V-VOID REFUND OF RECEIPT X-REDUCTION OF EXPENDITURE  
 C-APPROPRIATION OR BUDGET MODIFICATIONS D-EXPENSE/SUPPLIES DISTRIBUTION F-FUND TO FUND TRANSFER

TRANS NO	ITEM NO	TRANS DATE	STS	DESCRIPTION OR SOURCE	TI	FUND	RCPT	SPEC	SUBJ	OPU	TRANS AMOUNT
066665	0006	01/16/2015	A	Jr Hi Stu. Type A	03	006	1512	0000	000000	200	1,248.75
066665	0010	01/16/2015	A	Jr. Hi. ROA Stu Type A	03	006	1512	0000	000000	200	236.89-
066665	0011	01/16/2015	A	Eastern Stu. Type A	03	006	1512	0000	000000	300	1,172.55
066665	0015	01/16/2015	A	Eastern ROA Stu. Type A	03	006	1512	0000	000000	300	222.70-
066665	0016	01/16/2015	A	Central Stu. Type A	03	006	1512	0000	000000	400	950.45
066665	0020	01/16/2015	A	Central ROA Stu. Type A	03	006	1512	0000	000000	400	66.66-
066665	0021	01/16/2015	A	Western Stu. Type A	03	006	1512	0000	000000	500	672.45
066665	0025	01/16/2015	A	Western ROA Stu. Type A	03	006	1512	0000	000000	500	343.20-
066669	0001	01/16/2015	A	NSF Check R.C.	03	006	1512	0000	000000	400	20.00-
066716	0001	01/23/2015	A	HS Stu. Type A	03	006	1512	0000	000000	100	2,994.70
066716	0005	01/23/2015	A	HS ROA Stu. Type A	03	006	1512	0000	000000	100	1,091.89-
066716	0006	01/23/2015	A	Jr Hi Stu. Type A	03	006	1512	0000	000000	200	1,172.95
066716	0010	01/23/2015	A	Jr. Hi. ROA Stu Type A	03	006	1512	0000	000000	200	612.00-
066716	0011	01/23/2015	A	Eastern Stu. Type A	03	006	1512	0000	000000	300	1,110.85
066716	0015	01/23/2015	A	Eastern ROA Stu. Type A	03	006	1512	0000	000000	300	565.83-
066716	0016	01/23/2015	A	Central Stu. Type A	03	006	1512	0000	000000	400	976.80
066716	0020	01/23/2015	A	Central ROA Stu. Type A	03	006	1512	0000	000000	400	315.94-
066716	0021	01/23/2015	A	Western Stu. Type A	03	006	1512	0000	000000	500	672.45
066716	0025	01/23/2015	A	Western ROA Stu. Type A	03	006	1512	0000	000000	500	348.03-
066731	0001	01/29/2015	A	Refund NSF Check R.C.	03	006	1512	0000	000000	400	20.00
066712	0006	01/30/2015	A	HS Lunch - Pay For It	03	006	1512	0000	000000	100	2,322.61
066712	0007	01/30/2015	A	Jr High Lunch - Pay For It	03	006	1512	0000	000000	200	1,239.70
066712	0008	01/30/2015	A	Eastern Lunch - Pay For It	03	006	1512	0000	000000	300	1,174.25
066712	0009	01/30/2015	A	Central Lunch - Pay For It	03	006	1512	0000	000000	400	952.50
066712	0010	01/30/2015	A	Western Lunch - Pay For It	03	006	1512	0000	000000	500	935.00
066724	0001	01/30/2015	A	HS Stu. Type A	03	006	1512	0000	000000	100	3,079.25
066724	0005	01/30/2015	A	HS ROA Stu. Type A	03	006	1512	0000	000000	100	522.10-
066724	0006	01/30/2015	A	Jr Hi Stu. Type A	03	006	1512	0000	000000	200	1,145.40
066724	0010	01/30/2015	A	Jr. Hi. ROA Stu Type A	03	006	1512	0000	000000	200	404.93-
066724	0011	01/30/2015	A	Eastern Stu. Type A	03	006	1512	0000	000000	300	1,104.25
066724	0015	01/30/2015	A	Eastern ROA Stu. Type A	03	006	1512	0000	000000	300	387.33-
066724	0016	01/30/2015	A	Central Stu. Type A	03	006	1512	0000	000000	400	950.00
066724	0020	01/30/2015	A	Central ROA Stu. Type A	03	006	1512	0000	000000	400	410.87-
066724	0021	01/30/2015	A	Western Stu. Type A	03	006	1512	0000	000000	500	679.90
066724	0025	01/30/2015	A	Western ROA Stu. Type A	03	006	1512	0000	000000	500	315.15-
RCPT CODE SUB-TOTAL:											29,132.25
066633	0003	01/07/2015	A	HS Stu. Ala Carte	03	006	1513	0000	000000	100	1,047.95
066633	0008	01/07/2015	A	Jr. Hi Stu. Ala Carte	03	006	1513	0000	000000	200	324.90
066633	0013	01/07/2015	A	Eastern Stu. Ala Carte	03	006	1513	0000	000000	300	140.50
066633	0018	01/07/2015	A	Central Stu. Ala Carte	03	006	1513	0000	000000	400	100.50
066633	0023	01/07/2015	A	Western Stu. Ala Carte	03	006	1513	0000	000000	500	89.80
066665	0003	01/16/2015	A	HS Stu. Ala Carte	03	006	1513	0000	000000	100	1,540.95

STATUS (STS) CODES:

A-RECEIPT B-REFUND OF RECEIPT V-VOID REFUND OF RECEIPT X-REDUCTION OF EXPENDITURE  
 C-APPROPRIATION OR BUDGET MODIFICATIONS D-EXPENSE/SUPPLIES DISTRIBUTION F-FUND TO FUND TRANSFER

TRANS NO	ITEM NO	TRANS DATE	STS	DESCRIPTION OR SOURCE	TI	FUND	RCPT	SPCC	SUBJ	OPU	TRANS AMOUNT
066665	0009	01/16/2015	A	Jr. Hi Stu. Ala Carte	03	006	1513	0000	000000	200	596.84
066665	0013	01/16/2015	A	Eastern Stu. Ala Carte	03	006	1513	0000	000000	300	220.90
066665	0018	01/16/2015	A	Central Stu. Ala Carte	03	006	1513	0000	000000	400	160.00
066665	0023	01/16/2015	A	Western Stu. Ala Carte	03	006	1513	0000	000000	500	132.60
066716	0003	01/23/2015	A	HS Stu. ALA Carte	03	006	1513	0000	000000	100	1,641.10
066716	0008	01/23/2015	A	Jr. Hi Stu. Ala Carte	03	006	1513	0000	000000	200	566.80
066716	0013	01/23/2015	A	Eastern Stu. Ala Carte	03	006	1513	0000	000000	300	222.05
066716	0018	01/23/2015	A	Central Stu. Ala Carte	03	006	1513	0000	000000	400	158.75
066716	0023	01/23/2015	A	Western Stu. Ala Carte	03	006	1513	0000	000000	500	116.25
066724	0003	01/30/2015	A	HS Stu. ALA Carte	03	006	1513	0000	000000	100	1,496.20
066724	0008	01/30/2015	A	Jr. Hi Stu. Ala Carte	03	006	1513	0000	000000	200	546.20
066724	0013	01/30/2015	A	Eastern Stu. Ala Carte	03	006	1513	0000	000000	300	232.80
066724	0018	01/30/2015	A	Central Stu. Ala Carte	03	006	1513	0000	000000	400	153.75
066724	0023	01/30/2015	A	Western Stu. Ala Carte	03	006	1513	0000	000000	500	120.25
RCPT CODE SUB-TOTAL:											9,609.09
066633	0002	01/07/2015	A	HS Stu. Milk	03	006	1514	0000	000000	100	16.50
066633	0007	01/07/2015	A	Jr. Hi. Stu Milk	03	006	1514	0000	000000	200	13.00
066633	0012	01/07/2015	A	Eastern Stu. Milk	03	006	1514	0000	000000	300	3.00
066633	0017	01/07/2015	A	Central Stu. Milk	03	006	1514	0000	000000	400	6.00
066633	0022	01/07/2015	A	Western Stu. Milk	03	006	1514	0000	000000	500	17.50
066665	0002	01/16/2015	A	HS Stu. Milk	03	006	1514	0000	000000	100	21.50
066665	0007	01/16/2015	A	Jr. Hi. Stu Milk	03	006	1514	0000	000000	200	18.50
066665	0012	01/16/2015	A	Eastern Stu. Milk	03	006	1514	0000	000000	300	5.50
066665	0017	01/16/2015	A	Central Stu. Milk	03	006	1514	0000	000000	400	12.00
066665	0022	01/16/2015	A	Western Stu. Milk	03	006	1514	0000	000000	500	22.50
066716	0002	01/23/2015	A	HS Stu. Milk	03	006	1514	0000	000000	100	30.50
066716	0007	01/23/2015	A	Jr. Hi. Stu Milk	03	006	1514	0000	000000	200	17.50
066716	0012	01/23/2015	A	Eastern Stu. Milk	03	006	1514	0000	000000	300	5.50
066716	0017	01/23/2015	A	Central Stu. Milk	03	006	1514	0000	000000	400	7.50
066716	0022	01/23/2015	A	Western Stu. Milk	03	006	1514	0000	000000	500	22.50
066724	0002	01/30/2015	A	HS Stu. Milk	03	006	1514	0000	000000	100	22.50
066724	0007	01/30/2015	A	Jr. Hi. Stu Milk	03	006	1514	0000	000000	200	22.50
066724	0012	01/30/2015	A	Eastern Stu. Milk	03	006	1514	0000	000000	300	6.50
066724	0017	01/30/2015	A	Central Stu. Milk	03	006	1514	0000	000000	400	8.50
066724	0022	01/30/2015	A	Western Stu. Milk	03	006	1514	0000	000000	500	22.50
RCPT CODE SUB-TOTAL:											302.00
066633	0004	01/07/2015	A	HS Adult Ala Carte	03	006	1523	0000	000000	100	44.25
066633	0009	01/07/2015	A	Jr. Hi Adult Ala Carte	03	006	1523	0000	000000	200	33.00
066633	0014	01/07/2015	A	Eastern Adult Ala Carte	03	006	1523	0000	000000	300	43.55
066633	0019	01/07/2015	A	Central Adult Ala Carte	03	006	1523	0000	000000	400	23.25

STATUS (STS) CODES:

A-RECEIPT B-REFUND OF RECEIPT V-VOID REFUND OF RECEIPT X-REDUCTION OF EXPENDITURE  
 C-APPROPRIATION OR BUDGET MODIFICATIONS D-EXPENSE/SUPPLIES DISTRIBUTION F-FUND TO FUND TRANSFER



DATE: 02/04/2015  
 TIME: 09:30

LEXINGTON LOCAL SCHOOLS  
 TRANS. BY FUND/RCPT, ALL FUNDS  
 DATES 01/01/2015 THRU 01/31/2015  
 SORTED BY TRANSACTION DATE

PAGE: 7  
 (RECLE)

TRANS NO	ITEM NO	TRANS DATE	STS	DESCRIPTION OR SOURCE	TI	FUND	RCPT	SPCC	SUBJ	DFU	TRANS AMOUNT
066633	0024	01/07/2015	A	Western Adult Ala Carte	03	006	1523	0000	000000	500	9.75
066665	0004	01/16/2015	A	HS Adult Ala Carte	03	006	1523	0000	000000	100	68.15
066665	0009	01/16/2015	A	Jr. Hi Adult Ala Carte	03	006	1523	0000	000000	200	61.00
066665	0014	01/16/2015	A	Eastern Adult Ala Carte	03	006	1523	0000	000000	300	24.80
066665	0019	01/16/2015	A	Central Adult Ala Carte	03	006	1523	0000	000000	400	35.85
066665	0024	01/16/2015	A	Western Adult Ala Carte	03	006	1523	0000	000000	500	12.25
066716	0004	01/23/2015	A	HS Adult Ala Carte	03	006	1523	0000	000000	100	78.50
066716	0009	01/23/2015	A	Jr. Hi Adult Ala Carte	03	006	1523	0000	000000	200	62.25
066716	0014	01/23/2015	A	Eastern Adult Ala Carte	03	006	1523	0000	000000	300	50.00
066716	0019	01/23/2015	A	Central Adult Ala Carte	03	006	1523	0000	000000	400	30.50
066716	0024	01/23/2015	A	Western Adult Ala Carte	03	006	1523	0000	000000	500	7.50
066724	0004	01/30/2015	A	HS Adult Ala Carte	03	006	1523	0000	000000	100	105.05
066724	0009	01/30/2015	A	Jr. Hi Adult Ala Carte	03	006	1523	0000	000000	200	44.75
066724	0014	01/30/2015	A	Eastern Adult Ala Carte	03	006	1523	0000	000000	300	48.00
066724	0019	01/30/2015	A	Central Adult Ala Carte	03	006	1523	0000	000000	400	15.50
066724	0024	01/30/2015	A	Western Adult Ala Carte	03	006	1523	0000	000000	500	0.00
RCPT CODE SUB-TOTAL:											797.90
066725	0001	01/27/2015	A	cafe vending	03	006	1851	0000	000000	000	205.70
066726	0001	01/27/2015	A	cafe vending	03	006	1851	0000	000000	000	205.70
RCPT CODE SUB-TOTAL:											0.00
066727	0001	01/27/2015	A	Preschool Snacks	03	006	1890	0000	000000	000	205.70
RCPT CODE SUB-TOTAL:											205.70
066623	0001	01/05/2015	A	State Lunch Reimb Dec -Central	03	006	3200	0000	000000	400	215.21
066623	0002	01/05/2015	A	State Lunch Reimb Dec- East	03	006	3200	0000	000000	300	305.82
066623	0003	01/05/2015	A	State Lunch Reimb Dec- HS	03	006	3200	0000	000000	100	226.54
066623	0004	01/05/2015	A	State Lunch Reimb Dec - JH	03	006	3200	0000	000000	200	215.21
066623	0005	01/05/2015	A	State Lunch Reimb Dec Western	03	006	3200	0000	000000	500	169.90
066623	0006	01/05/2015	A	State Lunch Reimb Dec-Central	03	006	3200	0000	000000	400	239.52
066623	0007	01/05/2015	A	State Lunch Reimb Dec - East	03	006	3200	0000	000000	300	271.51
066623	0008	01/05/2015	A	State Lunch Reimb Dec - HS	03	006	3200	0000	000000	100	251.79
066623	0009	01/05/2015	A	State Lunch Reimb Dec -JH	03	006	3200	0000	000000	200	208.25
066623	0010	01/05/2015	A	State Lunch Reimb Dec -West	03	006	3200	0000	000000	500	161.61
066729	0001	01/14/2015	A	State Lunch Reimb Dec -Central	03	006	3200	0000	000000	400	239.52
066729	0002	01/14/2015	A	State Lunch Reimb Dec- East	03	006	3200	0000	000000	300	271.51
066729	0003	01/14/2015	A	State Lunch Reimb Dec- HS	03	006	3200	0000	000000	100	251.79
066729	0004	01/14/2015	A	State Lunch Reimb Dec - JH	03	006	3200	0000	000000	200	208.25
066729	0005	01/14/2015	A	State Lunch Reimb Dec Western	03	006	3200	0000	000000	500	161.61
RCPT CODE SUB-TOTAL:											1,132.68
FUND CODE SUB-TOTAL:											41,936.92

STATUS (STS) CODES:

A-RECEIPT B-REFUND OF RECEIPT V-VOID REFUND OF RECEIPT X-REDUCTION OF EXPENDITURE  
 C-APPROPRIATION OR BUDGET MODIFICATIONS D-EXPENSE/SUPPLIES DISTRIBUTION F-FUND TO FUND TRANSFER

DATE: 02/04/2015  
 TIME: 09:30

LEXINGTON LOCAL SCHOOLS  
 TRANS. BY FUND/RCPT, ALL FUNDS  
 DATES 01/01/2015 THRU 01/31/2015  
 SORTED BY TRANSACTION DATE

PAGE: 8  
 (RECLED)

TRANS NO	ITEM NO	TRANS DATE	STS	DESCRIPTION OR SOURCE	TI	FUND	RCPT	SPCC	SUBJ	DFU	TRANS AMOUNT	
066733	0003	01/30/2015	A	Richland Bank Jan Interest	03	007	1410	9800	000000	000	1.42	
											RCPT CODE SUB-TOTAL:	1.42
											FUND CODE SUB-TOTAL:	1.42
066733	0004	01/30/2015	A	Richland Bank Jan Interest	03	007	1410	9901	000000	000	0.19	
											RCPT CODE SUB-TOTAL:	0.19
											FUND CODE SUB-TOTAL:	0.19
066625	0001	01/06/2015	A	Merchant services	03	018	1690	9100	000000	000	21.08	
066683	0001	01/22/2015	A	Cuyahoga vending	03	018	1690	9100	000000	000	64.88	
066730	0001	01/28/2015	A	Cuyahoga Vending	03	018	1690	9100	000000	000	71.84	
066734	0001	01/28/2015	A	Cuyahoga Vending - Correction	03	018	1690	9100	000000	000	71.84-	
											RCPT CODE SUB-TOTAL:	85.96
066707	0001	01/28/2015	A	Vending commission	03	018	1851	9100	000000	100	71.84	
											RCPT CODE SUB-TOTAL:	71.84
											FUND CODE SUB-TOTAL:	157.80
066670	0001	01/16/2015	A	Box Top Money	03	018	1820	9300	000000	000	1,596.80	
											RCPT CODE SUB-TOTAL:	1,596.80
											FUND CODE SUB-TOTAL:	1,596.80
066632	0002	01/07/2015	A	Central fees princ acct	03	018	1630	9400	000000	000	2.00	
066632	0003	01/07/2015	A	Central fees princ	03	018	1630	9400	000000	000	8.00	
066678	0002	01/21/2015	A	Central Fees Princ	03	018	1630	9400	000000	000	2.00	
066685	0001	01/22/2015	A	Popcorn sales	03	018	1630	9400	000000	000	90.00	
066718	0002	01/28/2015	A	Central Fees Princ	03	018	1630	9400	000000	000	8.00	
066718	0003	01/28/2015	A	Coke Machine income	03	018	1630	9400	000000	000	10.65	
066718	0004	01/28/2015	A	PopCorn Sales music dept	03	018	1630	9400	000000	000	29.00	
066719	0002	01/29/2015	A	Central Fees Princ	03	018	1630	9400	000000	000	8.00	
066732	0002	01/30/2015	A	Central Fees Princ	03	018	1630	9400	000000	000	6.00	

STATUS (STS) CODES:

A-RECEIPT B-REFUND OF RECEIPT V-VOID REFUND OF RECEIPT X-REDUCTION OF EXPENDITURE  
 C-APPROPRIATION OR BUDGET MODIFICATIONS D-EXPENSE/SUPPLIES DISTRIBUTION F-FUND TO FUND TRANSFER

TRANS NO	ITEM NO	TRANS DATE	STS	DESCRIPTION OR SOURCE	TI	FUND	RCPT	SPCC	SUBJ	OPU	TRANS AMOUNT
RCPT CODE SUB-TOTAL:											163.65
FUND CODE SUB-TOTAL:											163.65
066632	0001	01/07/2015	A	Centrl Box Tops	03	018	1890	9401	000000	000	390.80
066632	0005	01/07/2015	A	lost library book	03	018	1890	9401	000000	000	4.00
066652	0001	01/15/2015	A	lost library book	03	018	1890	9401	000000	000	4.00
RCPT CODE SUB-TOTAL:											398.80
FUND CODE SUB-TOTAL:											398.80
066622	0001	01/05/2015	A	Western fees princ	03	018	1630	9500	000000	000	4.00
066629	0002	01/07/2015	A	Western fees princ	03	018	1630	9500	000000	000	10.00
066662	0001	01/16/2015	A	Western school fees princ	03	018	1630	9500	000000	000	40.00
066677	0002	01/21/2015	A	Western fees princ	03	018	1630	9500	000000	000	10.00
066715	0001	01/27/2015	A	Western school fees	03	018	1630	9500	000000	000	10.00
RCPT CODE SUB-TOTAL:											74.00
FUND CODE SUB-TOTAL:											74.00
066642	0003	01/13/2015	A	PTO Recycling-Central	03	019	1890	9121	000000	000	6.12
RCPT CODE SUB-TOTAL:											6.12
FUND CODE SUB-TOTAL:											6.12
066642	0001	01/13/2015	A	PTO Recycling-Eastern	03	019	1890	9122	000000	000	6.12
RCPT CODE SUB-TOTAL:											6.12
FUND CODE SUB-TOTAL:											6.12
066642	0002	01/13/2015	A	PTO Recycling-Western	03	019	1890	9123	000000	000	6.12
RCPT CODE SUB-TOTAL:											6.12
FUND CODE SUB-TOTAL:											6.12

STATUS (STS) CODES:

A-RECEIPT B-REFUND OF RECEIPT V-VOID REFUND OF RECEIPT X-REDUCTION OF EXPENDITURE  
 C-APPROPRIATION OR BUDGET MODIFICATIONS D-EXPENSE/SUPPLIES DISTRIBUTION F-FUND TO FUND TRANSFER

DATE: 02/04/2015  
TIME: 09:30

LEXINGTON LOCAL SCHOOLS  
TRANS. BY FUND/RCPT, ALL FUNDS  
DATES 01/01/2015 THRU 01/31/2015  
SORTED BY TRANSACTION DATE

PAGE: 10  
(RECLD)

TRANS NO	ITEM NO	TRANS DATE	STS	DESCRIPTION OR SOURCE	TI	FUND	RCPT	SPCC	SUBT	OFU	TRANS AMOUNT	
066624	0001	01/05/2015	A	tour acct excess	03	022	1615	9601	000000	000	24.02-	
											RCPT CODE SUB-TOTAL:	24.02-
											FUND CODE SUB-TOTAL:	24.02-
066733	0002	01/30/2015	A	Richland Bank Jan Int. 024	03	024	1410	0000	000000	000	120.43	
											RCPT CODE SUB-TOTAL:	120.43
066680	0001	01/21/2015	A	Heck Jan Ins premium	03	024	1872	0000	000000	000	1,553.35	
066687	0001	01/22/2015	A	Employees' Premiums Jan	03	024	1872	0000	000000	000	46,804.58	
066688	0001	01/22/2015	A	Board's Premiums Jan	03	024	1872	0000	000000	000	268,955.80	
											RCPT CODE SUB-TOTAL:	317,313.73
											FUND CODE SUB-TOTAL:	317,434.16
066640	0001	01/13/2015	A	LED Club recycling	03	200	1690	9108	000000	000	10.92	
											RCPT CODE SUB-TOTAL:	10.92
											FUND CODE SUB-TOTAL:	10.92
066664	0001	01/16/2015	A	Yearbook Ad Sales	03	200	1690	9119	000000	000	1,085.00	
											RCPT CODE SUB-TOTAL:	1,085.00
											FUND CODE SUB-TOTAL:	1,085.00
066672	0001	01/20/2015	A	Popcorn Sales	03	200	1630	9301	000000	000	89.26	
											RCPT CODE SUB-TOTAL:	89.26
											FUND CODE SUB-TOTAL:	89.26
066649	0001	01/14/2015	A	Choir NY Trip	03	300	1690	9116	000000	000	59.00	
066644	0001	01/16/2015	B	REFUND- NEW YORK TRIP	03	300	1690	9116	000000	000	100.00-	
066645	0001	01/16/2015	B	OVERPAYMENT NY TRIP	03	300	1690	9116	000000	000	23.00-	

STATUS (STS) CODES:

A-RECEIPT B-REFUND OF RECEIPT V-VOID REFUND OF RECEIPT X-REDUCTION OF EXPENDITURE  
C-APPROPRIATION OR BUDGET MODIFICATIONS D-EXPENSE/SUPPLIES DISTRIBUTION F-FUND TO FUND TRANSFER

TRANS NO	ITEM NO	TRANS DATE	STS	DESCRIPTION OR SOURCE	TI	FUND	RCPT	SPCC	SURJ	OPU	TRANS AMOUNT
066646	0001	01/16/2015	B	NY TRIP REFUND	03	300	1690	9116	000000	000	100.00-
066647	0001	01/16/2015	B	REFUND FOR NY TRIP	03	300	1690	9116	000000	000	50.00-
066648	0001	01/16/2015	B	REFUND FOR NY TRIP-ALEXIS	03	300	1690	9116	000000	000	50.00-
066656	0001	01/16/2015	A	NY Choir trip	03	300	1690	9116	000000	000	50.00
066673	0001	01/20/2015	A	NY Trip	03	300	1690	9116	000000	000	1,079.00
066706	0001	01/28/2015	A	Choir NY Trip deposit	03	300	1690	9116	000000	000	59.00
066697	0001	01/30/2015	B	REFUND FOR NEW YORK TRIP	03	300	1690	9116	000000	000	164.00-
066698	0001	01/30/2015	B	REFUND FOR NEW YORK TRIP-WILLS	03	300	1690	9116	000000	000	100.00-
066722	0001	01/30/2015	A	NY Choir Trip	03	300	1690	9116	000000	000	59.00
RCPT CODE SUB-TOTAL:											719.00
FUND CODE SUB-TOTAL:											719.00
066631	0001	01/07/2015	A	JH PE vending	03	300	1690	9206	000000	000	250.00
066703	0001	01/23/2015	A	JH PE Vending	03	300	1690	9206	000000	000	200.00
RCPT CODE SUB-TOTAL:											450.00
FUND CODE SUB-TOTAL:											450.00
066617	0001	01/05/2015	A	JV/Var Girls bb Adm 1/3	03	300	1610	9600	000000	708	301.00
066627	0001	01/06/2015	A	JH Girls BB adm 1/5	03	300	1610	9600	000000	716	222.00
066627	0002	01/06/2015	A	JH Girls Bb overage	03	300	1610	9600	000000	716	3.00
066634	0001	01/08/2015	A	JH Girls BB adm 1/7	03	300	1610	9600	000000	716	201.00
066634	0002	01/08/2015	A	JH Girls BB overage 1/7	03	300	1610	9600	000000	716	3.00
066635	0001	01/08/2015	A	Wrestline meet 1/7	03	300	1610	9600	000000	710	594.00
066636	0001	01/12/2015	A	JH Girls BB adm 1/10	03	300	1610	9600	000000	716	233.00
066637	0001	01/12/2015	A	Swim Meet Adm 1/10	03	300	1610	9600	000000	709	255.00
066638	0001	01/12/2015	A	JV/Var Girls BB adm 1/10	03	300	1610	9600	000000	708	487.00
066639	0001	01/12/2015	A	JV/Var Boys BB adm 1/9	03	300	1610	9600	000000	707	1,947.00
066657	0001	01/15/2015	A	JH Boys BB Adm 1/14	03	300	1610	9600	000000	715	303.00
066658	0001	01/15/2015	A	FR Boys BB Adm 1/14	03	300	1610	9600	000000	707	100.00
066661	0001	01/16/2015	A	JV/Var Girls BB Adm 1/15	03	300	1610	9600	000000	708	235.00
066675	0001	01/20/2015	A	JV/Var Boys BB adm 1/16	03	300	1610	9600	000000	707	1,686.00
066679	0001	01/21/2015	A	Swim meet adm 1/20	03	300	1610	9600	000000	709	156.00
066684	0001	01/22/2015	A	FR Boys BB Adm 1/21	03	300	1610	9600	000000	707	86.00
066693	0001	01/23/2015	A	Swim Meet Adm 1/22	03	300	1610	9600	000000	709	199.00
066694	0001	01/23/2015	A	JH Boys BB Adm 1/22	03	300	1610	9600	000000	715	328.00
066695	0001	01/23/2015	A	JV/Var Girls BB Adm 1/22	03	300	1610	9600	000000	708	172.00
066689	0001	01/26/2015	A	Swim Meet Adm 1/24	03	300	1610	9600	000000	709	321.00
066690	0001	01/26/2015	A	FR Boys BB Adm 1/24	03	300	1610	9600	000000	707	73.00

STATUS (STS) CODES:

A-RECEIPT B-REFUND OF RECEIPT V-VOID REFUND OF RECEIPT X-REDUCTION OF EXPENDITURE  
 C-APPROPRIATION OR BUDGET MODIFICATIONS D-EXPENSE/SUPPLIES DISTRIBUTION F-FUND TO FUND TRANSFER

DATE: 02/04/2015  
 TIME: 09:30

LEXINGTON LOCAL SCHOOLS  
 TRANS. BY FUND/RCPT, ALL FUNDS  
 DATES 01/01/2015 THRU 01/31/2015  
 SORTED BY TRANSACTION DATE

PAGE: 12  
 (RECELD)

TRANS NO	ITEM NO	TRANS DATE	STS	DESCRIPTION OR SOURCE	TI	FUND	RCPT	SPCC	SUBJ	OPU	TRANS AMOUNT
066691	0001	01/26/2015	A	JV/Var Boys BB adm 1/24	03	300	1610	9600	000000	707	859.00
066692	0001	01/26/2015	A	JV/Var Boys BB adm 1/23	03	300	1610	9600	000000	707	1,177.00
066720	0001	01/29/2015	A	JH boys BB Adm 1/28	03	300	1610	9600	000000	715	191.00
RCPT CODE SUB-TOTAL:											10,132.00
066639	0002	01/12/2015	A	Boys BB prog 1/9	03	300	1620	9600	000000	707	102.00
066675	0002	01/20/2015	A	Boys BB programs 1/16	03	300	1620	9600	000000	707	82.00
066691	0002	01/26/2015	A	Boys BB programs 1/24	03	300	1620	9600	000000	707	56.00
066692	0002	01/26/2015	A	Boys BB programs 1/23	03	300	1620	9600	000000	707	60.00
RCPT CODE SUB-TOTAL:											300.00
066624	0002	01/05/2015	A	tour acct excess	03	300	1690	9600	000000	000	24.02
066630	0001	01/07/2015	A	Bowling shirts	03	300	1690	9600	000000	000	82.00
066721	0001	01/29/2015	A	OHSA State Dual Wrestling	03	300	1690	9600	000000	000	868.00
RCPT CODE SUB-TOTAL:											974.02
FUND CODE SUB-TOTAL:											11,406.02
066667	0001	01/22/2015	A	RttT Revenue	03	506	4220	9015	000000	000	876.59
RCPT CODE SUB-TOTAL:											876.59
FUND CODE SUB-TOTAL:											876.59
066699	0001	01/30/2015	A	IDEA-B Revenue	03	516	4220	9015	000000	000	16,500.00
RCPT CODE SUB-TOTAL:											16,500.00
FUND CODE SUB-TOTAL:											16,500.00
066700	0001	01/30/2015	A	Title I Revenue	03	572	4220	9015	000000	000	15,000.00
RCPT CODE SUB-TOTAL:											15,000.00
FUND CODE SUB-TOTAL:											15,000.00
066701	0001	01/30/2015	A	Title II-A Revenue	03	590	4220	9015	000000	000	5,394.55

STATUS (STS) CODES:

A-RECEIPT B-REFUND OF RECEIPT V-VOID REFUND OF RECEIPT X-REDUCTION OF EXPENDITURE  
 C-APPROPRIATION OR BUDGET MODIFICATIONS D-EXPENSE/SUPPLIES DISTRIBUTION F-FUND TO FUND TRANSFER

25



	FYTD Receivable	FYTD Actual Receipts	MTD Actual Receipts	YTD Actual Receipts	FYTD Balance Receivable	FYTD Percent Received
*****TOTAL FOR FUND-SCC 001 0000 (GENERAL FUND):	22,373,945.00	11,987,342.97	963,667.32	963,667.32	10,386,602.03	53.58
*****TOTAL FOR FUND-SCC 001 9412 (GENERAL BUDGET RESERVE SET-ASIDE-1Z/BMC):	0.00	0.00	0.00	0.00	0.00	0.00
*****TOTAL FOR FUND-SCC 001 9900 (FINGERPRINT PAYMENT CLEARING ACCOUNT):	0.00	0.00	0.00	0.00	0.00	0.00
*****TOTAL FOR FUND-SCC 002 0000 (BOND RETIREMENT FUND):	0.00	0.00	0.00	0.00	0.00	0.00
*****TOTAL FOR FUND-SCC 003 0000 (PERMANENT IMPROVEMENT FUND):	600,000.00	317,124.07	0.00	0.00	282,875.93	52.85
*****TOTAL FOR FUND-SCC 006 0000 (FOOD SERVICE FUND):	805,246.00	371,754.33	41,936.92	41,936.92	433,491.67	46.17
*****TOTAL FOR FUND-SCC 007 9003 (FRAN & WARREN RUPP SCHOLARSHIP):	0.00	0.00	0.00	0.00	0.00	0.00
*****TOTAL FOR FUND-SCC 007 9900 (TERRY McCAMMON SCHOLARSHIP FUND):	200.00	510.01	1.42	1.42	310.01	255.01
*****TOTAL FOR FUND-SCC 007 9901 (MINUTEMAN ALUMNI SCHOLARSHIP FUND):	2.00	1.35	0.19	0.19	0.65	67.50
*****TOTAL FOR FUND-SCC 007 9999 (LEXINGTON SCHOOLS TRUST FUND):	0.00	0.00	0.00	0.00	0.00	0.00

\*\*\* NOTE!! ONLY ACTIVE ACCOUNTS HAVE BEEN SELECTED, TOTALS MAY EXCLUDE AMOUNTS THAT ARE RELATED TO INACTIVE ACCOUNTS. \*\*\*



Date: 02/04/15  
 Time: 9:32 am

LEXINGTON LOCAL SCHOOLS  
 Revenue Account Summary  
 SORTED BY FUND-SCC/ACCT

Page: 2  
 (REVSUM)

	FYTD Receivable	FYTD Actual Receipts	MTD Actual Receipts	YTD Actual Receipts	FYTD Balance Receivable	FYTD Percent Received
*****TOTAL FOR FUND-SCC 018 9100 (HIGH SCHOOL PRINCIPAL'S FUND):	10,384.00	2,926.49	157.80	157.80	7,457.51	28.18
*****TOTAL FOR FUND-SCC 018 9200 (JUNIOR HIGH PRINCIPAL'S FUND):	7,957.00	7,897.21	0.00	0.00	59.79	99.25
*****TOTAL FOR FUND-SCC 018 9300 (EASTERN PRINCIPAL'S FUND):	7,029.00	3,385.83	1,596.80	1,596.80	3,643.17	48.17
*****TOTAL FOR FUND-SCC 018 9301 (EASTERN ELEMENTARY BOOKFAIR/BOXTOPS FUND):	9,560.00	0.00	0.00	0.00	9,560.00	0.00
*****TOTAL FOR FUND-SCC 018 9400 (CENTRAL PRINCIPAL'S FUND):	5,754.00	2,015.02	163.65	163.65	3,738.98	35.02
*****TOTAL FOR FUND-SCC 018 9401 (CENTRAL ELEMENTARY BOOKFAIR FUND):	5,273.00	4,958.95	398.80	398.80	314.05	94.04
*****TOTAL FOR FUND-SCC 018 9500 (WESTERN PRINCIPAL'S FUND):	6,508.00	3,854.29	74.00	74.00	2,653.71	59.22
*****TOTAL FOR FUND-SCC 018 9501 (WESTERN ELEMENTARY BOOKFAIR/BOXTOPS FUND):	5,677.00	4,340.26	0.00	0.00	1,336.74	76.45
*****TOTAL FOR FUND-SCC 018 9502 (HIGH SCHOOL ACADEMIC BOOSTERS FUND):	0.00	0.00	0.00	0.00	0.00	0.00
*****TOTAL FOR FUND-SCC 018 9901 (JUNIOR HIGH TEACHER ADVISORY FUND):	0.00	0.00	0.00	0.00	0.00	0.00

\*\*\* NOTE!! ONLY ACTIVE ACCOUNTS HAVE BEEN SELECTED, TOTALS MAY EXCLUDE AMOUNTS THAT ARE RELATED TO INACTIVE ACCOUNTS. \*\*\*

	FYTD Receivable	FYTD Actual Receipts	MTD Actual Receipts	YTD Actual Receipts	FYTD Balance Receivable	FYTD Percent Received
*****TOTAL FOR FUND-SCC 019 9001 (ACADEMIC BOOSTERS GRANTS):	2,755.00	0.00	0.00	0.00	2,755.00	0.00
*****TOTAL FOR FUND-SCC 019 9121 (CENTRAL ELEMENTARY PTO GRANTS):	237.00	3,110.49	6.12	6.12	2,873.49-	0.00
*****TOTAL FOR FUND-SCC 019 9122 (EASTERN ELEMENTARY PTO GRANTS):	237.00	3,110.46	6.12	6.12	2,873.46-	0.00
*****TOTAL FOR FUND-SCC 019 9123 (WESTERN ELEMENTARY PTO GRANTS):	237.00	6,110.49	6.12	6.12	5,873.49-	0.00
*****TOTAL FOR FUND-SCC 019 9200 (RICHLAND COUNTY FOUNDATION GRANT PLAYGROUND):	71,760.27	71,760.27	0.00	0.00	0.00	100.00
*****TOTAL FOR FUND-SCC 019 9201 (RICHLAND COUNTY FOUNDATION GRANT CENTRAL PRID):	0.00	0.00	0.00	0.00	0.00	0.00
*****TOTAL FOR FUND-SCC 019 9202 (RICHLAND COUNTY FOUNDATION GRANT-HENSEL FY15 ):	584.05	584.05	0.00	0.00	0.00	100.00
*****TOTAL FOR FUND-SCC 019 9204 (RICHLAND COUNTY FOUNDATION GRANT-PELPHREY 15 ):	987.41	987.41	0.00	0.00	0.00	100.00
*****TOTAL FOR FUND-SCC 019 9303 (OHIO POWER GRANT (BERRY)):	0.00	0.00	0.00	0.00	0.00	0.00
*****TOTAL FOR FUND-SCC 019 9616 (WALMART TEACHER OF THE YEAR-DANIELLE SAVAGE):	0.00	0.00	0.00	0.00	0.00	0.00

\*\*\* NOTE!! ONLY ACTIVE ACCOUNTS HAVE BEEN SELECTED, TOTALS MAY EXCLUDE AMOUNTS THAT ARE RELATED TO INACTIVE ACCOUNTS. \*\*\*

	FYTD Receivable	FYTD Actual Receipts	MTD Actual Receipts	YTD Actual Receipts	FYTD Balance Receivable	FYTD Percent Received
*****TOTAL FOR FUND-SCC 022 9601 (OHSAA TOURNAMENT AGENCY FUND):	60,000.00	5,991.76	24.02-	24.02-	54,008.24	9.99
*****TOTAL FOR FUND-SCC 024 0000 (EMPLOYEE BENEFITS FUND FOR MEDICAL/DENTAL):	3,308,520.00	1,844,914.07	317,434.16	317,434.16	1,463,605.93	55.76
*****TOTAL FOR FUND-SCC 200 9101 (HIGH SCHOOL ART CLUB):	0.00	0.00	0.00	0.00	0.00	0.00
*****TOTAL FOR FUND-SCC 200 9102 (HIGH SCHOOL DRAMA CLUB):	4,638.00	1,649.00	0.00	0.00	2,989.00	35.55
*****TOTAL FOR FUND-SCC 200 9103 (HIGH SCHOOL MATH CLUB):	100.00	0.00	0.00	0.00	100.00	0.00
*****TOTAL FOR FUND-SCC 200 9104 (HIGH SCHOOL LEADERSHIP COUNCIL):	0.00	0.00	0.00	0.00	0.00	0.00
*****TOTAL FOR FUND-SCC 200 9105 (HIGH SCHOOL FRENCH CLUB):	298.00	0.00	0.00	0.00	298.00	0.00
*****TOTAL FOR FUND-SCC 200 9107 (HIGH SCHOOL SPANISH CLUB):	505.00	385.00	0.00	0.00	120.00	76.24
*****TOTAL FOR FUND-SCC 200 9108 (HIGH SCHOOL LEO CLUB):	2,231.00	2,159.55	10.92	10.92	71.45	96.80
*****TOTAL FOR FUND-SCC 200 9114 (HIGH SCHOOL STUDENT COUNCIL FUND):	3,303.00	370.00	0.00	0.00	2,933.00	11.20

\*\*\* NOTE!! ONLY ACTIVE ACCOUNTS HAVE BEEN SELECTED, TOTALS MAY EXCLUDE AMOUNTS THAT ARE RELATED TO INACTIVE ACCOUNTS. \*\*\*

	FYTD Receivable	FYTD Actual Receipts	MTD Actual Receipts	YTD Actual Receipts	FYTD Balance Receivable	FYTD Percent Received
*****TOTAL FOR FUND-SCC 200 9115 (HIGH SCHOOL KEY CLUB):	1,494.00	340.00	0.00	0.00	1,154.00	22.76
*****TOTAL FOR FUND-SCC 200 9116 (HIGH SCHOOL CHESS CLUB):	0.00	205.00	0.00	0.00	205.00-	0.00
*****TOTAL FOR FUND-SCC 200 9119 (HIGH SCHOOL YEARBOOK FUND):	14,210.00	12,590.00	1,085.00	1,085.00	1,620.00	88.60
*****TOTAL FOR FUND-SCC 200 9120 (HIGH SCHOOL JOURNALISM FUND):	467.00	0.00	0.00	0.00	467.00	0.00
*****TOTAL FOR FUND-SCC 200 9121 (HIGH SCHOOL NATIONAL HONOR SOCIETY):	3,192.00	700.00	0.00	0.00	2,492.00	21.93
*****TOTAL FOR FUND-SCC 200 9160 (HIGH SCHOOL GERMAN CLUB):	0.00	0.00	0.00	0.00	0.00	0.00
*****TOTAL FOR FUND-SCC 200 9201 (JUNIOR HIGH ART CLUB):	0.00	85.00	0.00	0.00	85.00-	0.00
*****TOTAL FOR FUND-SCC 200 9204 (JUNIOR HIGH STUDENT COUNCIL FUND):	667.00	276.75	0.00	0.00	390.25	41.49
*****TOTAL FOR FUND-SCC 200 9205 (JUNIOR HIGH LIBRARY CLUB):	0.00	0.00	0.00	0.00	0.00	0.00
*****TOTAL FOR FUND-SCC 200 9301 (EASTERN ELEMENTARY STUDENT ACTIVITY FUND):	586.00	89.26	89.26	89.26	496.74	15.23

\*\*\* NOTE!! ONLY ACTIVE ACCOUNTS HAVE BEEN SELECTED, TOTALS MAY EXCLUDE AMOUNTS THAT ARE RELATED TO INACTIVE ACCOUNTS. \*\*\*

	FYTD Receivable	FYTD Actual Receipts	MTD Actual Receipts	YTD Actual Receipts	FYTD Balance Receivable	FYTD Percent Received
*****TOTAL FOR FUND-SCC 200 9401 (CENTRAL ELEMENTARY STUDENT ACTIVITY FUND):	0.00	0.00	0.00	0.00	0.00	0.00
*****TOTAL FOR FUND-SCC 200 9611 (HIGH SCHOOL INFORMED TEENS FUND):	110.00	418.00	0.00	0.00	308.00-	380.00
*****TOTAL FOR FUND-SCC 200 9612 (JUNIOR HIGH INFORMED TEENS FUND):	222.00	0.00	0.00	0.00	222.00	0.00
*****TOTAL FOR FUND-SCC 300 9015 (NETWORK CONNECTIVITY FY9015):	0.00	0.00	0.00	0.00	0.00	0.00
*****TOTAL FOR FUND-SCC 300 9106 (HIGH SCHOOL INTRAMURALS):	0.00	0.00	0.00	0.00	0.00	0.00
*****TOTAL FOR FUND-SCC 300 9115 (JAZZ BAND):	1,265.00	0.00	0.00	0.00	1,265.00	0.00
*****TOTAL FOR FUND-SCC 300 9116 (CHOIR):	462.00	29,810.40	719.00	719.00	29,348.40-	0.00
*****TOTAL FOR FUND-SCC 300 9206 (JUNIOR HIGH PHYS ED DEPARTMENT FUND):	6,000.00	1,399.00	450.00	450.00	4,601.00	23.32
*****TOTAL FOR FUND-SCC 300 9210 (JR HIGH INSTRUMENTAL):	0.00	0.00	0.00	0.00	0.00	0.00
*****TOTAL FOR FUND-SCC 300 9600 (ATHLETIC FUND):	200,000.00	165,097.73	11,406.02	11,406.02	34,902.27	82.55

\*\*\* NOTE!! ONLY ACTIVE ACCOUNTS HAVE BEEN SELECTED, TOTALS MAY EXCLUDE AMOUNTS THAT ARE RELATED TO INACTIVE ACCOUNTS. \*\*\*

	FYTD Receivable	FYTD Actual Receipts	MTD Actual Receipts	YTD Actual Receipts	FYTD Balance Receivable	FYTD Percent Received
*****TOTAL FOR FUND-SCC 300 9601 (ATHLETIC TOURNAMENT FUND):	0.00	0.00	0.00	0.00	0.00	0.00
*****TOTAL FOR FUND-SCC 300 9602 (ORCHESTRA):	0.00	0.00	0.00	0.00	0.00	0.00
*****TOTAL FOR FUND-SCC 300 9603 (ELEMENTARY MUSIC):	0.00	0.00	0.00	0.00	0.00	0.00
*****TOTAL FOR FUND-SCC 300 9605 (BAND):	0.00	0.00	0.00	0.00	0.00	0.00
*****TOTAL FOR FUND-SCC 451 9013 (NETWORK CONNECTIVITY - FY 2013):	0.00	0.00	0.00	0.00	0.00	0.00
*****TOTAL FOR FUND-SCC 451 9015 (Network Connectivity FY 2015):	0.00	4,500.00	0.00	0.00	4,500.00-	0.00
*****TOTAL FOR FUND-SCC 506 9012 (RACE TO THE TOP GRANT FY12):	0.00	0.00	0.00	0.00	0.00	0.00
*****TOTAL FOR FUND-SCC 506 9013 (RACE TO THE TOP GRANT FY13):	0.00	0.00	0.00	0.00	0.00	0.00
*****TOTAL FOR FUND-SCC 506 9014 (RACE TO THE TOP GRANT FY14):	0.00	2,868.24-	0.00	0.00	2,868.24	0.00
*****TOTAL FOR FUND-SCC 506 9015 (RACE TO THE TOP GRANT FY15):	25,056.11	27,924.35	876.59	876.59	2,868.24-	111.45

\*\*\* NOTE!! ONLY ACTIVE ACCOUNTS HAVE BEEN SELECTED, TOTALS MAY EXCLUDE AMOUNTS THAT ARE RELATED TO INACTIVE ACCOUNTS. \*\*\*

	FYTD Receivable	FYTD Actual Receipts	MTD Actual Receipts	YTD Actual Receipts	FYTD Balance Receivable	FYTD Percent Received
*****TOTAL FOR FUND-SCC 506 9913 (OHIO RESIDENT EDUCATOR PROGRAM):	0.00	0.00	0.00	0.00	0.00	0.00
*****TOTAL FOR FUND-SCC 506 9914 (OHIO RESIDENT EDUCATOR PROGRAM):	0.00	0.00	0.00	0.00	0.00	0.00
*****TOTAL FOR FUND-SCC 516 9013 (IDEA-B SPECIAL EDUCATION FY13):	0.00	0.00	0.00	0.00	0.00	0.00
*****TOTAL FOR FUND-SCC 516 9014 (IDEA-B SPECIAL EDUCATION FY14):	160,806.17	26,015.57	0.00	0.00	134,790.60	16.18
*****TOTAL FOR FUND-SCC 516 9015 (IDEA-B SPECIAL EDUCATION FY15):	414,970.29	209,536.30	16,500.00	16,500.00	205,433.99	50.49
*****TOTAL FOR FUND-SCC 551 9013 (TITLE III LEP FY13):	0.00	0.00	0.00	0.00	0.00	0.00
*****TOTAL FOR FUND-SCC 572 9013 (TITLE I TARGETED ASSISTANCE FY13):	0.00	0.00	0.00	0.00	0.00	0.00
*****TOTAL FOR FUND-SCC 572 9014 (TITLE I FY14):	133,570.37	28,564.31	0.00	0.00	105,006.06	21.39
*****TOTAL FOR FUND-SCC 572 9015 (TITLE I FY15):	289,075.44	113,249.70	15,000.00	15,000.00	175,825.74	39.18
*****TOTAL FOR FUND-SCC 587 9015 (EARLY CHILDHOOD SPECIAL EDUCATION IDEA FY15):	2,462.44	872.17	0.00	0.00	1,590.27	35.42

\*\*\* NOTE!! ONLY ACTIVE ACCOUNTS HAVE BEEN SELECTED, TOTALS MAY EXCLUDE AMOUNTS THAT ARE RELATED TO INACTIVE ACCOUNTS. \*\*\*

Date: 02/04/15  
 Time: 9:32 am

LEXINGTON LOCAL SCHOOLS  
 Revenue Account Summary  
 SORTED BY FUND-SCC/ACCT

	FYTD Receivable	FYTD Actual Receipts	MTD Actual Receipts	YTD Actual Receipts	FYTD Balance Receivable	FYTD Percent Received
*****TOTAL FOR FUND-SCC 590 9013 (TITLE II-A IMPROVING TEACHER QUALITY FY13):	0.00	0.00	0.00	0.00	0.00	0.00
*****TOTAL FOR FUND-SCC 590 9014 (TITLE II-A IMPROVING TEACHER QUALITY FY14):	0.00	0.00	0.00	0.00	0.00	0.00
*****TOTAL FOR FUND-SCC 590 9015 (TITLE II-A IMPROVING TEACHER QUALITY FY15):	47,148.45	27,656.83	5,394.55	5,394.55	19,491.62	58.66
*****TOTAL FOR FUND-SCC 599 9013 (NATIONAL SCHOOL LUNCH EXPANSION GRANT FY13):	0.00	0.00	0.00	0.00	0.00	0.00
*****GRAND TOTALS:	28,595,692.00	15,293,705.46	1,376,956.74	1,376,956.74	13,301,986.54	53.48

\*\*\* NOTE!! ONLY ACTIVE ACCOUNTS HAVE BEEN SELECTED, TOTALS MAY EXCLUDE AMOUNTS THAT ARE RELATED TO INACTIVE ACCOUNTS. \*\*\*

38



LEXINGTON LOCAL SCHOOLS  
 Appropriation Account Summary  
 SORTED BY FUND-SCC

FYTD Appropriated	Prior FY Carryover Encumbrances	FYTD Expendable	FYTD Actual Expenditures	MTD Actual Expenditures	Current Encumbrances	FYTD Unencumbered Balance	FYTD Percent Exp/Enc
*****TOTAL FOR FUND-SCC 001 0000 (GENERAL FUND):							
21,482,366.00	196,101.99	21,678,467.99	11,770,230.67	1,795,413.75	1,112,382.90	8,795,854.42	59.43
*****TOTAL FOR FUND-SCC 001 9412 (GENERAL BUDGET RESERVE SET-ASIDE-1%/BWC):							
0.00	0.00	0.00	0.00	0.00	0.00	0.00	0.00
*****TOTAL FOR FUND-SCC 001 9800 (FINGERPRINT PAYMENT CLEARING ACCOUNT):							
0.00	0.00	0.00	0.00	0.00	0.00	0.00	0.00
*****TOTAL FOR FUND-SCC 002 0000 (BOND RETIREMENT FUND):							
0.00	0.00	0.00	0.00	0.00	0.00	0.00	0.00
*****TOTAL FOR FUND-SCC 003 0000 (PERMANENT IMPROVEMENT FUND):							
780,174.11	2,892.83	783,066.94	735,048.11	52,583.92	21,052.53	26,966.30	96.56
*****TOTAL FOR FUND-SCC 006 0000 (FOOD SERVICE FUND):							
805,098.00	0.00	805,098.00	436,409.19	60,238.09	153,227.43	215,461.38	73.24
*****TOTAL FOR FUND-SCC 007 9003 (FRAN & WARREN RUPP SCHOLARSHIP):							
0.00	0.00	0.00	0.00	0.00	0.00	0.00	0.00
*****TOTAL FOR FUND-SCC 007 9800 (TERRY McCAMMON SCHOLARSHIP FUND):							
2,000.00	0.00	2,000.00	0.00	0.00	0.00	2,000.00	0.00
*****TOTAL FOR FUND-SCC 007 9801 (MINUTEMAN ALUMNI SCHOLARSHIP FUND):							
1,000.00	0.00	1,000.00	0.00	0.00	0.00	1,000.00	0.00
*****TOTAL FOR FUND-SCC 007 9999 (LEXINGTON SCHOOLS TRUST FUND):							
0.00	0.00	0.00	0.00	0.00	0.00	0.00	0.00

\*\*\* NOTE!! ONLY ACTIVE ACCOUNTS HAVE BEEN SELECTED, TOTALS MAY EXCLUDE AMOUNTS THAT ARE RELATED TO INACTIVE ACCOUNTS. \*\*\*

LEXINGTON LOCAL SCHOOLS  
 Appropriation Account Summary  
 SORTED BY FUND-SCC

FYTD Appropriated	Prior FY Carryover Encumbrances	FYTD Expendable	FYTD Actual Expenditures	MTD Actual Expenditures	Current Encumbrances	FYTD Unencumbered Balance	FYTD Percent Exp/Enc
*****TOTAL FOR FUND-SCC 018 9100 (HIGH SCHOOL PRINCIPAL'S FUND):							
11,049.00	0.00	11,049.00	3,113.98	38.89	7,880.01	55.01	99.50
*****TOTAL FOR FUND-SCC 018 9200 (JUNIOR HIGH PRINCIPAL'S FUND):							
7,692.00	0.00	7,692.00	566.63	46.80	6,779.00	346.37	95.50
*****TOTAL FOR FUND-SCC 018 9300 (EASTERN PRINCIPAL'S FUND):							
12,360.00	579.23	12,939.23	3,617.76	502.54	1,475.48	7,845.99	39.36
*****TOTAL FOR FUND-SCC 018 9301 (EASTERN ELEMENTARY BOOKFAIR/BOXTOPS FUND):							
6,772.00	0.00	6,772.00	116.63	0.00	4,000.00	2,655.37	60.79
*****TOTAL FOR FUND-SCC 018 9400 (CENTRAL PRINCIPAL'S FUND):							
7,375.00	274.60	7,649.60	620.92	296.89	1,604.35	5,424.33	29.09
*****TOTAL FOR FUND-SCC 018 9401 (CENTRAL ELEMENTARY BOOKFAIR FUND):							
5,150.00	0.00	5,150.00	3,001.63	0.00	0.00	2,148.37	58.28
*****TOTAL FOR FUND-SCC 018 9500 (WESTERN PRINCIPAL'S FUND):							
8,240.00	501.47	8,741.47	578.75	73.79	2,975.00	5,187.72	40.65
*****TOTAL FOR FUND-SCC 018 9501 (WESTERN ELEMENTARY BOOKFAIR/BOXTOPS FUND):							
6,006.00	0.00	6,006.00	4,340.26	0.00	0.00	1,665.74	72.27
*****TOTAL FOR FUND-SCC 018 9502 (HIGH SCHOOL ACADEMIC BOOSTERS FUND):							
0.00	0.00	0.00	0.00	0.00	0.00	0.00	0.00
*****TOTAL FOR FUND-SCC 018 9901 (JUNIOR HIGH TEACHER ADVISORY FUND):							
0.00	0.00	0.00	0.00	0.00	0.00	0.00	0.00

\*\*\* NOTE!! ONLY ACTIVE ACCOUNTS HAVE BEEN SELECTED, TOTALS MAY EXCLUDE AMOUNTS THAT ARE RELATED TO INACTIVE ACCOUNTS. \*\*\*

LEXINGTON LOCAL SCHOOLS  
 Appropriation Account Summary  
 SORTED BY FUND-SCC

FYTD Appropriated	Prior FY Carryover Encumbrances	FYTD Expendable	FYTD Actual Expenditures	MTD Actual Expenditures	Current Encumbrances	FYTD Unencumbered Balance	FYTD Percent Exp/Enc
*****TOTAL FOR FUND-SCC 019 9001 (ACADEMIC BOOSTERS GRANTS):							
5,994.00	0.00	5,994.00	2,028.39	0.00	430.61	3,535.00	41.02
*****TOTAL FOR FUND-SCC 019 9121 (CENTRAL ELEMENTARY PTO GRANTS):							
263.00	0.00	263.00	218.51	0.00	1,052.57	1,008.00	483.30
*****TOTAL FOR FUND-SCC 019 9122 (EASTERN ELEMENTARY PTO GRANTS):							
1,941.00	100.00	2,041.00	549.00	0.00	738.75	753.25	63.09
*****TOTAL FOR FUND-SCC 019 9123 (WESTERN ELEMENTARY PTO GRANTS):							
4,700.00	0.00	4,700.00	4,647.64	0.00	0.00	52.36	98.89
*****TOTAL FOR FUND-SCC 019 9200 (RICHLAND COUNTY FOUNDATION GRANT PLAYGROUND):							
73,692.27	0.00	73,692.27	71,760.27	0.00	0.00	1,932.00	97.38
*****TOTAL FOR FUND-SCC 019 9201 (RICHLAND COUNTY FOUNDATION GRANT CENTRAL PRID):							
0.00	0.00	0.00	0.00	0.00	0.00	0.00	0.00
*****TOTAL FOR FUND-SCC 019 9202 (RICHLAND COUNTY FOUNDATION GRANT-HENSEL FY15 ):							
584.05	0.00	584.05	407.05	0.00	97.95	79.05	86.47
*****TOTAL FOR FUND-SCC 019 9204 (RICHLAND COUNTY FOUNDATION GRANT-PELPHREY 15 ):							
987.41	0.00	987.41	0.00	0.00	0.00	987.41	0.00
*****TOTAL FOR FUND-SCC 019 9303 (OHIO POWER GRANT (BERRY)):							
0.00	0.00	0.00	0.00	0.00	0.00	0.00	0.00
*****TOTAL FOR FUND-SCC 019 9616 (WALMART TEACHER OF THE YEAR-DANIELLE SAVAGE):							
0.00	0.00	0.00	0.00	0.00	0.00	0.00	0.00

\*\*\* NOTE!! ONLY ACTIVE ACCOUNTS HAVE BEEN SELECTED, TOTALS MAY EXCLUDE AMOUNTS THAT ARE RELATED TO INACTIVE ACCOUNTS. \*\*\*

LEXINGTON LOCAL SCHOOLS  
 Appropriation Account Summary  
 SORTED BY FUND-SCC

FYTD Appropriated	Prior FY Carryover Encumbrances	FYTD Expendable	FYTD Actual Expenditures	MTD Actual Expenditures	Current Encumbrances	FYTD Unencumbered Balance	FYTD Percent Exp/Enc
*****TOTAL FOR FUND-SCC 022 9601 (OHSAA TOURNAMENT AGENCY FUND):							
60,000.00	0.00	60,000.00	6,137.28	0.00	45,314.50	8,548.22	85.75
*****TOTAL FOR FUND-SCC 024 0000 (EMPLOYEE BENEFITS FUND FOR MEDICAL/DENTAL):							
3,502,000.00	0.00	3,502,000.00	2,022,343.94	230,265.95	133,802.86	1,345,853.20	61.57
*****TOTAL FOR FUND-SCC 200 9101 (HIGH SCHOOL ART CLUB):							
93.76	0.00	93.76	0.00	0.00	0.00	93.76	0.00
*****TOTAL FOR FUND-SCC 200 9102 (HIGH SCHOOL DRAMA CLUB):							
13,500.00	855.51	14,355.51	6,033.65	805.00	345.88	7,975.98	44.44
*****TOTAL FOR FUND-SCC 200 9103 (HIGH SCHOOL MATH CLUB):							
143.00	0.00	143.00	0.00	0.00	0.00	143.00	0.00
*****TOTAL FOR FUND-SCC 200 9104 (HIGH SCHOOL LEADERSHIP COUNCIL):							
400.00	0.00	400.00	250.00	0.00	0.00	150.00	62.50
*****TOTAL FOR FUND-SCC 200 9105 (HIGH SCHOOL FRENCH CLUB):							
260.00	0.00	260.00	0.00	0.00	0.00	260.00	0.00
*****TOTAL FOR FUND-SCC 200 9107 (HIGH SCHOOL SPANISH CLUB):							
716.00	0.00	716.00	19.70	19.70	80.30	616.00	13.97
*****TOTAL FOR FUND-SCC 200 9108 (HIGH SCHOOL LEO CLUB):							
3,201.00	69.88	3,270.88	538.18	0.00	961.82	1,770.88	45.86
*****TOTAL FOR FUND-SCC 200 9114 (HIGH SCHOOL STUDENT COUNCIL FUND):							
3,458.00	0.00	3,458.00	150.00	0.00	950.00	2,358.00	31.81

\*\*\* NOTE!! ONLY ACTIVE ACCOUNTS HAVE BEEN SELECTED, TOTALS MAY EXCLUDE AMOUNTS THAT ARE RELATED TO INACTIVE ACCOUNTS. \*\*\*

LEXINGTON LOCAL SCHOOLS  
 Appropriation Account Summary  
 SORTED BY FUND-SCC

FYTD Appropriated	Prior FY Carryover Encumbrances	FYTD Expendable	FYTD Actual Expenditures	MTD Actual Expenditures	Current Encumbrances	FYTD Unencumbered Balance	FYTD Percent Exp/Enc
*****TOTAL FOR FUND-SCC 200 9115 (HIGH SCHOOL KEY CLUB):							
2,500.00	0.00	2,500.00	490.00	0.00	0.00	2,010.00	19.60
*****TOTAL FOR FUND-SCC 200 9116 (HIGH SCHOOL CHESS CLUB):							
0.00	0.00	0.00	0.00	0.00	0.00	0.00	0.00
*****TOTAL FOR FUND-SCC 200 9119 (HIGH SCHOOL YEARBOOK FUND):							
41,677.00	246.01	41,923.01	9,550.06	5,383.00	7,545.14	24,827.81	40.78
*****TOTAL FOR FUND-SCC 200 9120 (HIGH SCHOOL JOURNALISM FUND):							
623.00	0.00	623.00	0.00	0.00	0.00	623.00	0.00
*****TOTAL FOR FUND-SCC 200 9121 (HIGH SCHOOL NATIONAL HONOR SOCIETY):							
3,300.00	0.00	3,300.00	1,406.52	0.00	145.00	1,748.48	47.02
*****TOTAL FOR FUND-SCC 200 9160 (HIGH SCHOOL GERMAN CLUB):							
55.00	0.00	55.00	0.00	0.00	45.00	10.00	81.82
*****TOTAL FOR FUND-SCC 200 9201 (JUNIOR HIGH ART CLUB):							
0.00	0.00	0.00	0.00	0.00	0.00	0.00	0.00
*****TOTAL FOR FUND-SCC 200 9204 (JUNIOR HIGH STUDENT COUNCIL FUND):							
967.00	0.00	967.00	84.29	30.10	115.71	767.00	20.68
*****TOTAL FOR FUND-SCC 200 9205 (JUNIOR HIGH LIBRARY CLUB):							
77.65	0.00	77.65	0.00	0.00	0.00	77.65	0.00
*****TOTAL FOR FUND-SCC 200 9301 (EASTERN ELEMENTARY STUDENT ACTIVITY FUND):							
586.00	0.00	586.00	0.00	0.00	500.00	86.00	85.32

\*\*\* NOTE!! ONLY ACTIVE ACCOUNTS HAVE BEEN SELECTED, TOTALS MAY EXCLUDE AMOUNTS THAT ARE RELATED TO INACTIVE ACCOUNTS. \*\*\*

LEXINGTON LOCAL SCHOOLS  
 Appropriation Account Summary  
 SORTED BY FUND-SCC

FYTD Appropriated	Prior FY Carryover Encumbrances	FYTD Expendable	FYTD Actual Expenditures	MTD Actual Expenditures	Current Encumbrances	FYTD Unencumbered Balance	FYTD Percent Exp/Enc
*****TOTAL FOR FUND-SCC 200 9401 (CENTRAL ELEMENTARY STUDENT ACTIVITY FUND):							
382.69	0.00	382.69	0.00	0.00	0.00	382.69	0.00
*****TOTAL FOR FUND-SCC 200 9611 (HIGH SCHOOL INFORMED TEENS FUND):							
250.00	0.00	250.00	100.00	0.00	0.00	150.00	40.00
*****TOTAL FOR FUND-SCC 200 9612 (JUNIOR HIGH INFORMED TEENS FUND):							
300.00	0.00	300.00	214.83	0.00	0.00	85.17	71.61
*****TOTAL FOR FUND-SCC 300 9106 (HIGH SCHOOL INTRAMURALS):							
0.00	0.00	0.00	0.00	0.00	0.00	0.00	0.00
*****TOTAL FOR FUND-SCC 300 9115 (JAZZ BAND):							
2,105.00	0.00	2,105.00	108.65	0.00	0.00	1,996.35	5.16
*****TOTAL FOR FUND-SCC 300 9116 (CHOIR):							
2,774.00	0.00	2,774.00	30,302.00	0.00	0.00	27,528.00-	0.00
*****TOTAL FOR FUND-SCC 300 9206 (JUNIOR HIGH PHYS ED DEPARTMENT FUND):							
6,715.00	0.00	6,715.00	1,022.10	353.12	5,054.88	638.02	90.50
*****TOTAL FOR FUND-SCC 300 9210 (JR HIGH INSTRUMENTAL):							
41.00	0.00	41.00	0.00	0.00	0.00	41.00	0.00
*****TOTAL FOR FUND-SCC 300 9600 (ATHLETIC FUND):							
188,844.00	718.97	189,562.97	153,363.87	14,035.57	68,545.75	32,346.65-	117.06
*****TOTAL FOR FUND-SCC 300 9601 (ATHLETIC TOURNAMENT FUND):							
0.00	0.00	0.00	0.00	0.00	0.00	0.00	0.00

\*\*\* NOTE!! ONLY ACTIVE ACCOUNTS HAVE BEEN SELECTED, TOTALS MAY EXCLUDE AMOUNTS THAT ARE RELATED TO INACTIVE ACCOUNTS. \*\*\*

LEXINGTON LOCAL SCHOOLS  
 Appropriation Account Summary  
 SORTED BY FUND-SCC

FYTD Appropriated	Prior FY Carryover Encumbrances	FYTD Expendable	FYTD Actual Expenditures	MTD Actual Expenditures	Current Encumbrances	FYTD Unencumbered Balance	FYTD Percent Exp/Enc
*****TOTAL FOR FUND-SCC 300 9602 (ORCHESTRA):							
63.00	0.00	63.00	0.00	0.00	0.00	63.00	0.00
*****TOTAL FOR FUND-SCC 300 9603 (ELEMENTARY MUSIC):							
945.00	0.00	945.00	0.00	0.00	0.00	945.00	0.00
*****TOTAL FOR FUND-SCC 300 9605 (BAND):							
232.00	0.00	232.00	0.00	0.00	0.00	232.00	0.00
*****TOTAL FOR FUND-SCC 451 9013 (NETWORK CONNECTIVITY - FY 2013):							
0.00	0.00	0.00	0.00	0.00	0.00	0.00	0.00
*****TOTAL FOR FUND-SCC 499 9101 (STATE GRANT 2001 READING IMPROV. INCENT-CENTRA):							
2,362.64	0.00	2,362.64	487.81	102.00	1,874.83	0.00	100.00
*****TOTAL FOR FUND-SCC 506 9012 (RACE TO THE TOP GRANT FY12):							
0.00	0.00	0.00	0.00	0.00	0.00	0.00	0.00
*****TOTAL FOR FUND-SCC 506 9013 (RACE TO THE TOP GRANT FY13):							
0.00	0.00	0.00	0.00	0.00	0.00	0.00	0.00
*****TOTAL FOR FUND-SCC 506 9014 (RACE TO THE TOP GRANT FY14):							
0.00	0.00	0.00	0.00	0.00	0.00	0.00	0.00
*****TOTAL FOR FUND-SCC 506 9015 (RACE TO THE TOP GRANT FY15):							
27,924.35	0.00	27,924.35	27,020.35	500.87	2,023.79	1,119.79	104.01
*****TOTAL FOR FUND-SCC 506 9913 (OHIO RESIDENT EDUCATOR PROGRAM):							
0.00	0.00	0.00	0.00	0.00	0.00	0.00	0.00

\*\*\* NOTE!! ONLY ACTIVE ACCOUNTS HAVE BEEN SELECTED, TOTALS MAY EXCLUDE AMOUNTS THAT ARE RELATED TO INACTIVE ACCOUNTS. \*\*\*

LEXINGTON LOCAL SCHOOLS  
 Appropriation Account Summary  
 SORTED BY FUND-SCC

FYTD Appropriated	Prior FY Carryover Encumbrances	FYTD Expendable	FYTD Actual Expenditures	MTD Actual Expenditures	Current Encumbrances	FYTD Unencumbered Balance	FYTD Percent Exp/Enc
*****TOTAL FOR FUND-SCC 506 9914 (OHIO RESIDENT EDUCATOR PROGRAM):							
0.00	0.00	0.00	0.00	0.00	0.00	0.00	0.00
*****TOTAL FOR FUND-SCC 516 9013 (IDEA-B SPECIAL EDUCATION FY13):							
0.00	0.00	0.00	0.00	0.00	0.00	0.00	0.00
*****TOTAL FOR FUND-SCC 516 9014 (IDEA-B SPECIAL EDUCATION FY14):							
26,087.64	0.00	26,087.64	26,087.64	0.00	0.00	0.00	100.00
*****TOTAL FOR FUND-SCC 516 9015 (IDEA-B SPECIAL EDUCATION FY15):							
549,760.89	0.00	549,760.89	210,520.59	38,486.25	122,081.51	217,158.79	60.50
*****TOTAL FOR FUND-SCC 551 9013 (TITLE III LEP FY13):							
0.00	0.00	0.00	0.00	0.00	0.00	0.00	0.00
*****TOTAL FOR FUND-SCC 572 9013 (TITLE I TARGETED ASSISTANCE FY13):							
0.00	0.00	0.00	0.00	0.00	0.00	0.00	0.00
*****TOTAL FOR FUND-SCC 572 9014 (TITLE I FY14):							
28,611.37	0.00	28,611.37	28,611.37	0.00	0.00	0.00	100.00
*****TOTAL FOR FUND-SCC 572 9015 (TITLE I FY15):							
394,081.50	0.00	394,081.50	110,807.80	21,430.04	8,162.22	275,111.48	30.19
*****TOTAL FOR FUND-SCC 587 9015 (EARLY CHILDHOOD SPECIAL EDUCATION IDEA FY15):							
2,462.44	0.00	2,462.44	607.02	124.76	1,855.42	0.00	100.00
*****TOTAL FOR FUND-SCC 590 9013 (TITLE II-A IMPROVING TEACHER QUALITY FY13):							
0.00	0.00	0.00	0.00	0.00	0.00	0.00	0.00

\*\*\* NOTE!! ONLY ACTIVE ACCOUNTS HAVE BEEN SELECTED, TOTALS MAY EXCLUDE AMOUNTS THAT ARE RELATED TO INACTIVE ACCOUNTS. \*\*\*



LEXINGTON LOCAL SCHOOLS  
 Appropriation Account Summary  
 SORTED BY FUND-SCC

FYTD Appropriated	Prior FY Carryover Encumbrances	FYTD Expendable	FYTD Actual Expenditures	MTD Actual Expenditures	Current Encumbrances	FYTD Unencumbered Balance	FYTD Percent Exp/Enc
*****TOTAL FOR FUND-SCC 590 9014 (TITLE II-A IMPROVING TEACHER QUALITY FY14):							
0.00	0.00	0.00	0.00	0.00	0.00	0.00	0.00
*****TOTAL FOR FUND-SCC 590 9015 (TITLE II-A IMPROVING TEACHER QUALITY FY15):							
47,148.00	0.00	47,148.00	26,943.10	5,661.12	0.00	20,204.90	57.15
*****TOTAL FOR FUND-SCC 599 9013 (NATIONAL SCHOOL LUNCH EXPANSION GRANT FY13):							
0.00	0.00	0.00	0.00	0.00	0.00	0.00	0.00
*****GRAND TOTALS:							
28,138,091.77	202,340.49	28,340,432.26	15,700,456.14	2,226,592.15	1,713,101.19	10,926,874.93	61.44

\*\*\* NOTE!! ONLY ACTIVE ACCOUNTS HAVE BEEN SELECTED, TOTALS MAY EXCLUDE AMOUNTS THAT ARE RELATED TO INACTIVE ACCOUNTS. \*\*\*