


LEXINGTON LOCAL SCHOOLS



FINANCIAL REPORT
FOR THE PERIOD ENDING
JANUARY 31, 2014

PREPARED BY
CHRISTINA BENNETT, TREASURER

DATE: 02/04/2014
TIME: 15:32

LEXINGTON LOCAL SCHOOLS
CASH RECONCILIATION AS OF 01/31/2014

PAGE: 1
(USAEMSED)

	SUB-TOTALS	TOTALS
	-----	-----
Gross Depository Balances:		
RICHLAND BANK SWEEP ACCT 0581	\$ 2,550,759.06	
RICHLAND BANK GENERAL ACCT 0580	1,727.75	
RICHLAND BANK ANTHEM SWEEP 4340	1,132,321.60	
RICHLAND BANK EE BENEFITS 3180	0.00	
RICHLAND BANK PAYROLL ACCT 9780	0.00	
RICHLAND BANK TOURNAMENT ACC8280	170.00	
RICHLAND BANK ATHLETIC ACCT 3280	4,987.18	

Total Depository Balances (Gross)		\$ 3,689,965.59
Adjustments to Bank Balance:		
Cash in Transit to Bank	\$ 3,228.67	
Outstanding Checks	81,916.53-	
Adjustments	308.86-	
MUNICIPAL DEDUCTIONS		

Total Adjustments to Bank Balance		78,996.72-
Investments:		
Treasury Bonds and Notes	\$ 0.00	
Certificate of Deposits	0.00	
Other Securities	0.00	
Other Investments:		

Total Investments		0.00
Cash on Hand:		
Petty Cash:		
TREASURER'S OFFICE	\$ 100.00	
Change Cash:		
ATHLETIC CHANGE	\$ 2,200.00	
CAFETERIA CHANGE	570.00	
HIGH SCHOOL	50.00	
JUNIOR HIGH SCHOOL	150.00	
EASTERN ELEMENTARY	150.00	
CENTRAL & WESTERN ELEM	100.00	
Cash with Fiscal Agent	0.00	

Total Cash on Hand		3,320.00

Total Balances		\$ 3,614,288.87
		=====
Total Fund Balance		\$ 3,614,288.87
		=====
Depository Clearance Accounts:		
RICHLAND BANK BOND/COUPON	\$ 0.00	

Total Clearance Account Balances		\$ 0.00

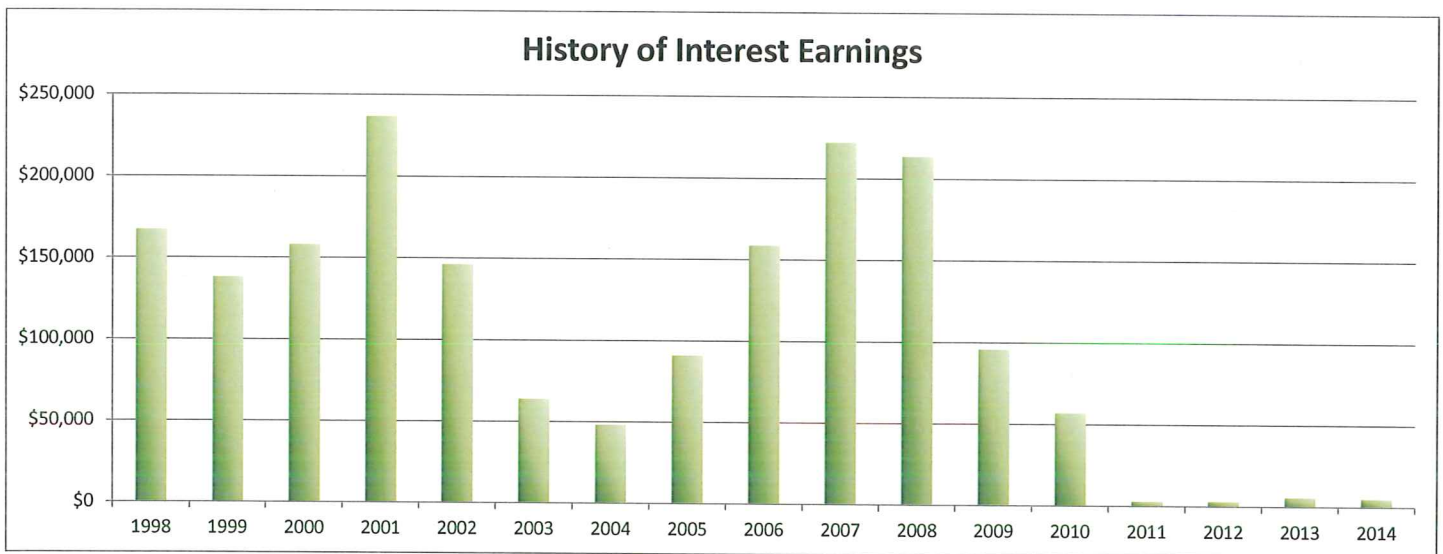
Bennett

LEXINGTON LOCAL SCHOOLS
INVESTMENT REPORT FOR THE MONTH ENDING
January 31, 2014

INTEREST EARNED:	THIS MONTH	FISCAL YEAR TO DATE
Richland Bank, General Sweep	\$357.23	\$3,820.75
Richland Bank, Anthem Sweep	\$144.63	\$1,030.13
Star Ohio	\$0.00	\$0.00
Certificates of Deposit	\$0.00	\$0.00
Bonds and other types of investments	\$0.00	\$0.00
TOTAL INTEREST RECEIVED	\$501.86	\$4,850.88

History of Interest Earnings	Fiscal Year	Interest Earnings
	1998	\$ 167,057.52
	1999	\$ 138,113.69
	2000	\$ 157,991.72
	2001	\$ 236,839.79
	2002	\$ 146,052.34
	2003	\$ 63,712.36
	2004	\$ 47,970.95
	2005	\$ 90,719.94
	2006	\$ 158,724.51
	2007	\$ 221,998.86
	2008	\$ 213,660.34
	2009	\$ 95,639.63
	2010	\$ 56,860.22
	2011	\$ 3,001.78
	2012	\$ 3,090.00
	2013	\$ 5,758.97
FISCAL Year To Date	2014	\$4,850.88

Total Interest Earnings 1998 to Present	\$ 1,812,043.50
--	------------------------



FINANCIAL SUMMARY REPORT

Processing Month: January 2014

(FINSUM)

LEXINGTON LOCAL SCHOOLS

Fnd	Sec	Description	Beginning Balance	MTD Revenues	FYTD Revenues	MTD Expenditures	FYTD Expenditures	Current Available Balance
001	0000	GENERAL FUND	2,188,515.09	843,224.61	11,653,622.28	1,666,045.26	11,444,999.52	2,397,137.85
001	9412	GENERAL BUDGET RESERVE SE	87,928.97	.00	.00	.00	.00	87,928.97
001	9800	FINGERPRINT PAYMENT CLEAR	1,607.74	.00	1,607.74	.00	.00	.00
002	0000	BOND RETIREMENT FUND	1,925.89	.00	.00	.00	.00	1,925.89
003	0000	PERMANENT IMPROVEMENT FUN	160,415.10	37.67	313,190.19	38,531.99	586,859.54	113,254.25
006	0000	FOOD SERVICE FUND	958.68	36,968.69	400,554.78	70,056.08	517,937.30	116,423.84
007	9800	TERRY McCAMMON SCHOLARSHI	11,234.83	1.13	7.98	.00	.00	11,242.81
007	9801	MINUTEMAN ALUMNI SCHOLARS	1,884.99	.19	1.34	.00	.00	1,886.33
018	9100	HIGH SCHOOL PRINCIPAL'S F	1,389.05	25.69	5,969.83	15.84	1,229.70	6,129.18
018	9200	JUNIOR HIGH PRINCIPAL'S F	1,018.25	273.52	7,182.21	34.36	1,565.36	6,635.10
018	9300	EASTERN PRINCIPAL'S FUND	7,746.72	23.36	2,748.70	786.74	2,585.89	7,909.53
018	9301	EASTERN ELEMENTARY BOOKFA	4,036.72	3,044.20	3,054.20	.00	.00	7,090.92
018	9400	CENTRAL PRINCIPAL'S FUND	5,539.87	183.94	4,151.05	37.00	572.48	9,118.44
018	9401	CENTRAL ELEMENTARY BOOKFA	1,116.71	1,248.38	5,166.60	.00	2,785.50	3,477.81
018	9500	WESTERN PRINCIPAL'S FUND	5,472.35	204.74	4,647.07	833.12	3,321.12	6,798.30
018	9501	WESTERN ELEMENTARY BOOKFA	2,237.46	2,473.10	5,645.18	.00	4,791.11	3,071.53
018	9502	HIGH SCHOOL ACADEMIC BOOS	146.57	.00	.00	.00	.00	146.57
018	9901	JUNIOR HIGH TEACHER ADVIS	109.25	.00	.00	.00	.00	109.25
019	9001	ACADEMIC BOOSTERS GRANTS	2,695.25	.00	.00	.00	2,210.42	484.83
019	9121	CENTRAL ELEMENTARY PTO GR	3,278.46	10.76	127.78	.00	2,990.79	415.45
019	9122	EASTERN ELEMENTARY PTO GR	3,335.51	10.76	127.74	.00	671.75	2,791.50
019	9123	WESTERN ELEMENTARY PTO GR	4,318.65	10.76	127.77	.00	2,300.00	2,146.42
019	9200	RICHLAND COUNTY FOUNDATIO	4,932.00	.00	.00	.00	.00	4,932.00
019	9303	OHED POWER GRANT (BERRY)	.00	.00	300.00	.00	295.00	5.00
019	9616	WALMART TEACHER OF THE YE	88.60	.00	.00	.00	87.77	.83
022	9601	OHSAA TOURNAMENT AGENCY F	.00	2,473.00	7,054.11	140.00	4,721.11	2,333.00
024	0000	EMPLOYEE BENEFITS FUND FO	1,087,421.83	308,231.21	1,785,003.52	232,261.05	1,740,103.75	1,132,321.60
200	9101	HIGH SCHOOL ART CLUB	93.76	.00	.00	.00	.00	93.76
200	9102	HIGH SCHOOL DRAMA CLUB	14,606.49	.00	3,702.00	375.00	3,690.89	14,617.60
200	9103	HIGH SCHOOL MATH CLUB	42.70	.00	100.00	.00	90.00	52.70
200	9104	HIGH SCHOOL LEADERSHIP CO	846.14	.00	.00	.00	.00	846.14
200	9105	HIGH SCHOOL FRENCH CLUB	59.85	.00	298.00	.00	.00	357.85
200	9107	HIGH SCHOOL SPANISH CLUB	408.95	10.00	505.00	567.15	702.05	211.90
200	9108	HIGH SCHOOL LEO CLUB	2,040.48	.00	1,493.55	.00	1,449.64	2,085.39
200	9114	HIGH SCHOOL STUDENT COUNC	1,939.57	.00	540.00	.00	306.04	2,173.53
200	9115	HIGH SCHOOL KEY CLUB	702.36	.00	1,192.00	.00	526.73	1,367.63
200	9119	HIGH SCHOOL YEARBOOK FUND	44,319.58	.00	7,495.00	.00	9,748.58	42,066.00
200	9120	HIGH SCHOOL JOURNALISM FU	622.59	65.05	351.30	.00	.00	973.89
200	9121	HIGH SCHOOL NATIONAL HONO	1,075.74	.00	2,638.25	.00	1,657.99	2,056.00
200	9160	HIGH SCHOOL GERMAN CLUB	123.22	.00	.00	.00	45.00	78.22
200	9201	JUNIOR HIGH ART CLUB	3.13	.00	.00	.00	3.13	.00
200	9204	JUNIOR HIGH STUDENT COUNC	742.87	.00	439.15	.00	.00	1,182.02
200	9205	JUNIOR HIGH LIBRARY CLUB	77.65	.00	.00	.00	.00	77.65
200	9301	EASTERN ELEMENTARY STUDEN	218.36	.00	.00	.00	.00	218.36
200	9401	CENTRAL ELEMENTARY STUDEN	382.69	.00	.00	.00	.00	382.69
200	9611	HIGH SCHOOL INFORMED TEEN	360.63	.00	110.00	.00	.00	470.63

FINANCIAL SUMMARY REPORT
Processing Month: January 2014
LEXINGTON LOCAL SCHOOLS

Fnd	Sec	Description	Beginning Balance	MTD Revenues	FYTD Revenues	MTD Expenditures	FYTD Expenditures	Current Available Balance
200	9612	JUNIOR HIGH INFORMED TEEN	316.90	.00	221.65	.00	.00	538.45
300	9115	JAZZ BAND	1,143.32	.00	.00	282.00	417.73	725.59
300	9116	CHOIR	4,287.48	.00	1,151.54-	.00	811.98	2,323.96
300	9206	JUNIOR HIGH PHYS ED DEPAR	773.49	300.00	1,707.00	461.60	1,336.31	1,144.18
300	9210	JR HIGH INSTRUMENTAL	41.03	.00	.00	.00	.00	41.03
300	9600	ATHLETIC FUND	19,913.63	11,552.00	160,296.11	25,231.72	144,228.55	35,981.19
300	9601	ATHLETIC TOURNAMENT FUND	1,545.53	.00	.00	.00	1,545.53	.00
300	9602	ORCHESTRA	63.22	.00	.00	.00	.00	63.22
300	9603	ELEMENTARY MUSIC	945.67	.00	.00	.00	.00	945.67
300	9605	BAND	232.95	.00	.00	.00	.00	232.95
499	9101	STATE GRANT 2001 READING	2,497.14	.00	.00	.00	.00	2,497.14
506	9013	RACE TO THE TOP GRANT FY1	6,077.89	.00	6,077.89-	.00	.00	.00
506	9014	RACE TO THE TOP GRANT FY1	.00	4,794.97	17,605.84	2,899.00	13,286.60	4,319.24
516	9013	IDEA-B SPECIAL EDUCATION	.62	.00	13,469.59	.00	13,470.21	.00
516	9014	IDEA-B SPECIAL EDUCATION	.00	41,848.18	160,232.65	27,912.03	134,431.92	25,800.73
572	9013	TITLE I TARGETED ASSISTAN	8,107.74	.00	20,271.03	.00	28,378.77	.00
572	9014	TITLE I FY14	.00	24,634.66	106,599.55	24,638.30	102,695.31	3,904.24
590	9013	TITLE II-A IMPROVING TEAC	52.56	.00	.00	.00	52.56	.00
590	9014	TITLE II-A IMPROVING TEAC	.00	4,133.32	26,644.98	5,390.03	26,586.68	58.30
599	9013	NATIONAL SCHOOL LUNCH EXP	6,948.00	.00	7,000.00	.00	13,948.00	.00
Grand Total All Funds			3,710,968.37	1,285,783.89	14722,757.81	2,096,498.27	14819,437.31	3614,288.87
Total Invested Funds			.00					

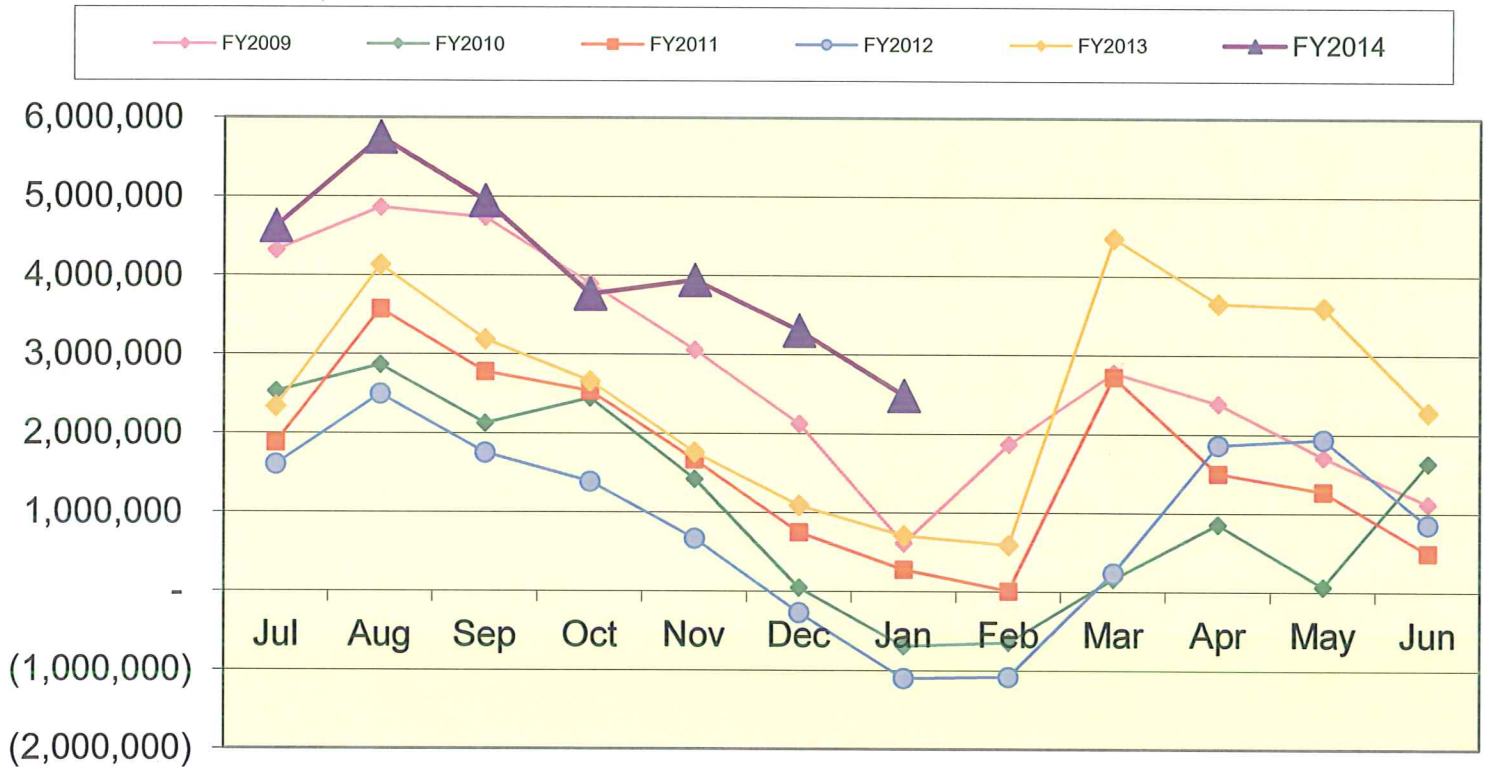
SCHOOL DISTRICT: LEXINGTON LOCAL SCHOOLS IRN # 049437 COUNTY: RICHLAND FISCAL YEAR: 2014 MONTH: 01

	MONTHLY ESTIMATE	MONTHLY ACTUAL	MONTHLY DIFFERENCE	FISCAL YTD ESTIMATE	FISCAL YTD ACTUAL	FISCAL YTD DIFFERENCE
REVENUES						
01.010 General Property (Real Estate)	0	1,884-	1,884-	4,750,000	4,696,684	53,316-
01.020 Tangible Personal Property Tax	0	0	0	157,000	163,187	6,187
01.030 Income Tax	0	0	0	0	0	0
01.035 Unrestricted Grants-in-Aid	780,000	802,307	22,307	5,280,000	5,542,845	262,845
01.040 Restricted Grants-in-Aid	420	7,433	7,013	2,913	50,027	47,114
01.045 Restricted Grants-in-Aid - SFSP	0	0	0	0	0	0
01.050 Property Tax Allocation	0	2,626	2,626	858,000	878,281	20,281
01.060 All Other Operating Revenue	35,000	32,685	2,315-	230,000	231,168	1,168
01.070 Total Revenue	815,420	843,167	27,747	11,277,913	11,562,192	284,279
OTHER FINANCING SOURCES						
02.010 Proceeds from Sale of Notes	0	0	0	0	0	0
02.020 State Emergency Loans & Advancements (Approved)	0	0	0	0	0	0
02.040 Operating Transfers-In	0	0	0	0	0	0
02.050 Advances-In	0	0	0	6,948	6,948	0
02.060 All Other Financing Sources	2,000	57	1,943-	93,000	82,872	10,128-
02.070 Total Other Financing Sources	2,000	57	1,943-	99,948	89,820	10,128-
02.080 Total Revenues and Other Financing Sources	817,420	843,224	25,804	11,377,861	11,652,012	274,151
EXPENDITURES						
03.010 Personal Services	925,717	927,039	1,322	6,645,717	6,708,288	62,571
03.020 Employees' Retirement/Insurance Benefits	420,000	420,381	381	2,830,000	2,575,523	254,477-
03.030 Purchased Services	240,000	303,436	63,436	1,726,000	1,598,966	127,034-
03.040 Supplies and Materials	50,000	12,762	37,238-	507,000	445,803	61,197-
03.050 Capital Outlay	1,000	455	545-	14,500	5,249	9,251-
03.060 Intergovernmental	0	0	0	0	0	0
04.010 Debt Service: All Principal (Historical)	0	0	0	0	0	0
04.020 Debt Service: Principal - Notes	0	0	0	0	0	0
04.030 Debt Service: Principal - State Loans	0	0	0	0	0	0
04.040 Debt Service: Principal - State Advancements	0	0	0	0	0	0
04.050 Debt Service: Principal - HB 264 Loans	0	0	0	0	0	0
04.055 Debt Service: Principal - Other	0	0	0	0	0	0
04.060 Debt Service: Interest and Fiscal Charges	0	0	0	0	0	0
04.300 Other Objects	6,000	1,972	4,028-	125,825	111,172	14,653-
04.500 Total Expenditures	1,642,717	1,666,045	23,328	11,849,042	11,445,001	404,041-
OTHER FINANCING USES						
05.010 Operating Transfers - Out	0	0	0	0	0	0
05.020 Advances - Out	0	0	0	0	0	0
05.030 All Other Financing Uses	0	0	0	0	0	0
05.040 Total Other Financing Uses	0	0	0	0	0	0
05.050 Total Expenditure and Other Financing Uses	1,642,717	1,666,045	23,328	11,849,042	11,445,001	404,041-
06.010 Excess Rev & Oth Financing Sources over(under) Exp &	825,297-	822,821-	2,476	471,181-	207,011	678,192
07.010 Beginning Cash Balance	2,632,168	3,307,884	675,716	2,278,052	2,278,052	0
07.020 Ending Cash Balance	1,806,871	2,485,063	678,192	1,806,871	2,485,063	678,192
08.010 Outstanding Encumbrances	1,100,000	1,293,178	193,178	1,100,000	1,293,178	193,178

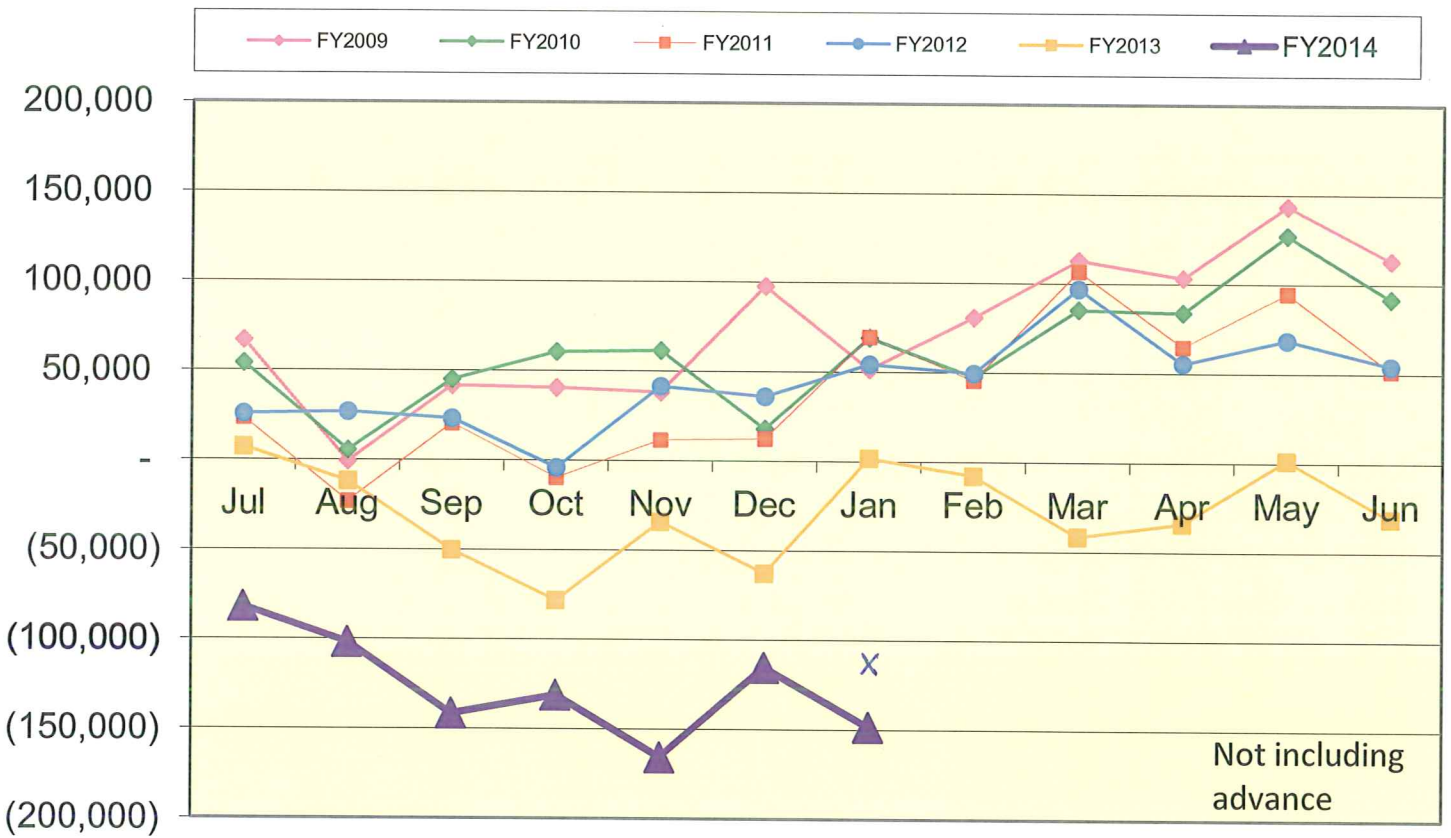
**LEXINGTON LOCAL SCHOOL DISTRICT
GENERAL FUND ONLY 2013-14
SUMMARY OF RECEIPTS AND EXPENDITURES - FIVE YEAR FORECAST FORMAT**

LINE 7.010	BEGINNING CASH BALANCE		\$	2,278,052		
	1/31/2014	FISCAL		FISCAL	VARIANCE	PERCENT
		YEAR TO DATE		YEAR TO DATE	Estimate vs.	of
	REVENUES	Estimate		Actual	Actual	VARIANCE
LINE 1.010	Real Estate Tax	\$ 4,750,000	\$	4,696,684	(\$53,316)	-1.12%
LINE 1.020	Personal Property Tax	\$ 157,000	\$	163,187	\$6,187	3.94%
LINE 1.030	Income Tax	\$ -	\$	-	\$0	
LINE 1.035	State Funding	\$ 5,280,000	\$	5,542,845	\$262,845	5.87%
LINE 1.040	Career Tech Funding	\$ 2,913	\$	50,027	\$47,114	combined
LINE 1.050	Property Tax Allocation	\$ 858,000	\$	878,281	\$20,281	2.36%
LINE 1.060	Other Operating Revenue	\$ 230,000	\$	231,168	\$1,168	0.51%
LINE 1.070	TOTAL REVENUE	\$ 11,277,913	\$	11,562,192	\$284,279	2.52%
			\$	-		
LINE 2.01	Proceeds from Notes	\$ -	\$	-	\$0	
LINE 2.04	Transfers In	\$ -	\$	-	\$0	
LINE 2.050	Advances In	\$ 6,948	\$	6,948	\$0	0.00%
LINE 2.060	Other Financing Sources	\$ 93,000	\$	82,872	(\$10,128)	-10.89%
LINE 2.070	TOTAL OTHER SOURCES	\$ 99,948	\$	89,820	(\$10,128)	-10.13%
LINE 2.080	TOTAL REVENUES & Sources	\$ 11,377,861	\$	11,652,012	\$274,151	2.41%
	EXPENSES					
LINE 3.010	Salaries	\$ 6,645,717	\$	6,708,288	(\$62,571)	-0.94%
LINE 3.020	Retirement and Benefits	\$ 2,830,000	\$	2,575,523	\$254,477	8.99%
LINE 3.030	Purchased Services	\$ 1,726,000	\$	1,598,966	\$127,034	7.36%
LINE 3.040	Supplies and Materials	\$ 507,000	\$	445,803	\$61,197	12.07%
LINE 3.050	Capital Outlay and Equipment	\$ 14,500	\$	5,249	\$9,251	63.80%
LINE 3.06	INTERGOVERNMENTAL	\$ -	\$	-	\$0	
LINE 4.020	DEBT SERVICE - Notes	\$ -	\$	-	\$0	
LINE 4.060	DEBT SERVICE - Interest charges	\$ -	\$	-	\$0	
LINE 4.300	Other Objects	\$ 125,825	\$	111,172	\$14,653	11.65%
LINE 4.500	TOTAL EXPENDITURES	\$ 11,849,042	\$	11,445,001	\$404,041	3.41%
			\$	-		
LINE 5.00	TRANSFERS OUT	\$ -	\$	-		
LINE 5.02	ADVANCES OUT	\$ -	\$	-		
LINE 5.03	ALL OTHER USES	\$ -	\$	-		
LINE 5.040	TOTAL OTHER USES	\$ -	\$	-		
LINE 5.050	TOTAL EXPENDITURES & USES	\$ 11,849,042	\$	11,445,001	\$404,041	3.41%
		Estimate		Actual	Variance	
LINE 6.010	REVENUES OVER EXPENSES	\$ (471,181)	\$	207,011	\$678,192	
LINE 7.020	ENDING CASH BALANCE	\$ 1,806,871	\$	2,485,063	\$678,192	
	Less Reserves	\$ (87,929)	\$	(87,929)	\$ -	
LINE 8.010	Less Outstanding Encumbrances	\$ (1,100,000)	\$	(1,293,178)	\$ (193,178)	17.56%
LINE 15.010	Unreserved Fund Balance	\$ 618,942	\$	1,103,956	\$485,014	78.36%
		Estimate		Actual	Benchmark Yr. End	
	Salaries/Benefits as % of Revenue	84.0%		80.3%	80.1% or below	
	True Days Cash - Calendar Days on which can operate	33		47	45 or above	

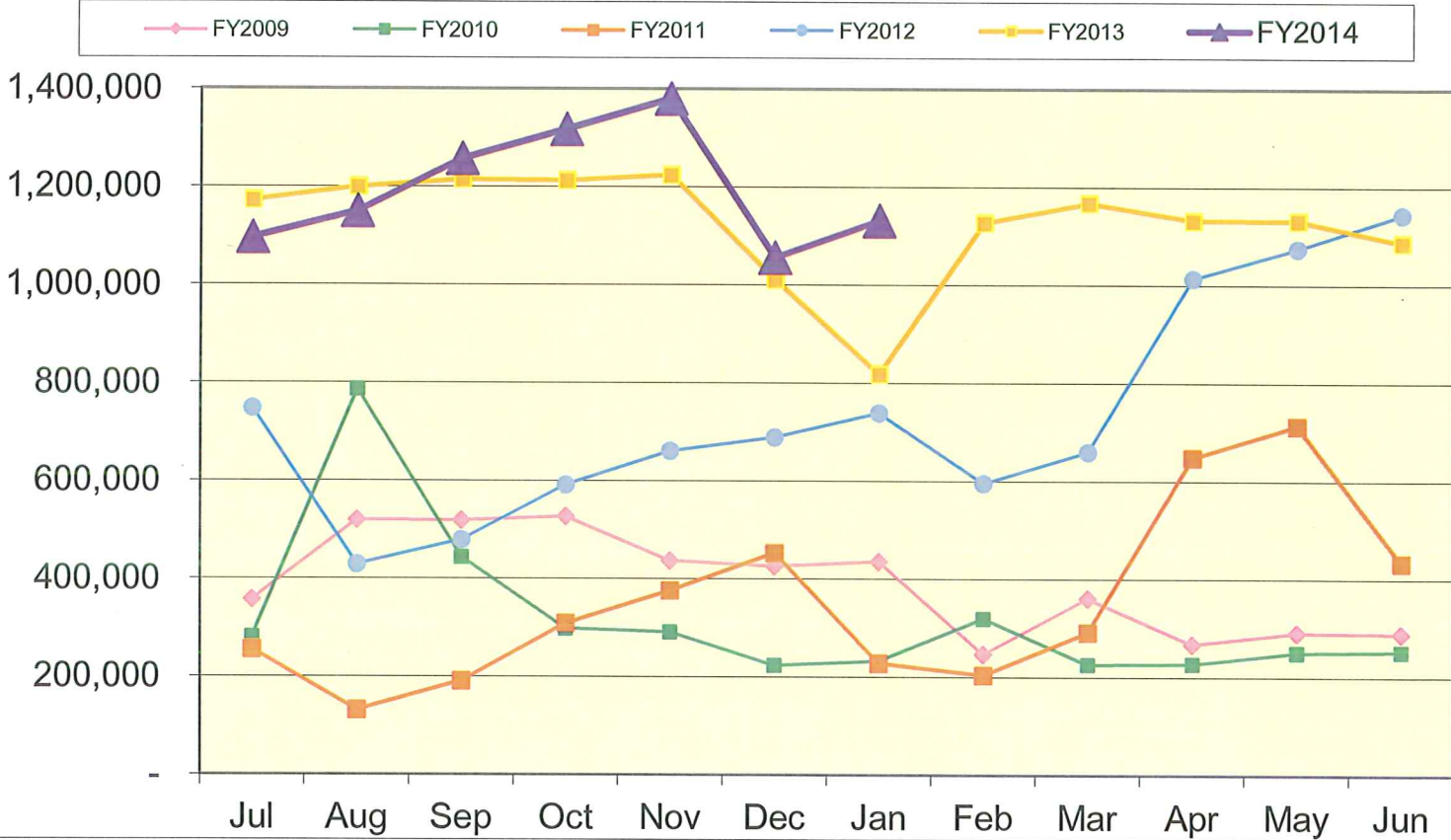
Lexington Local Schools General Fund Cash Balance



Lexington Local Schools Food Service Fund Cash Balance



Lexington Local Schools Employee Benefits Fund Cash Balance



Lexington Local Schools

Permanent Improvement Fund 1/31/2014

Instruction and Administration	Budgeted Amount	Actual Fiscal Year Expended	Current Encumbrances	Available Budget
Playground equipment	\$ 2,340.00	\$ 3,107.99	\$ -	(\$767.99)
Textbooks and instructional equipment	\$ 28,645.88	\$ 73,675.05	\$ 5,743.20	(\$50,772.37)
Wall mats for Western	\$ 2,296.00	\$ 2,296.00	\$ -	\$0.00
Furniture for Western	\$ 3,100.00	\$ 3,025.24	\$ -	\$74.76
Furniture/equip Curric/SpEd Directors	\$ 15,200.00	\$ 16,228.97	\$ -	(\$1,028.97)
Carpet for Eastern / Clinic furniture	\$ 4,393.00	\$ 5,685.70	\$ -	(\$1,292.70)
New shredder	\$ 2,419.00	\$ 2,199.00	\$ -	\$220.00
Music instruments and equipment	\$ -	\$ 2,271.91	\$ 403.58	(\$2,675.49)

Maintenance

Riding Line maker	\$ 11,995.00	\$ 11,995.00	\$ -	\$0.00
Mower lease	\$ 19,416.00	\$ 19,416.08	\$ -	(\$0.08)
HS restroom upgrades	\$ 10,800.00	\$ 6,212.00	\$ -	\$4,588.00
Boiler Replacement at Central	\$ -	\$ 36,980.00	\$ -	(\$36,980.00)
Roof Repairs	\$ -	\$ 13,355.00	\$ -	(\$13,355.00)

Transportation

New bus and security camera	\$ 90,376.00	\$ 90,376.00	\$ -	\$0.00
Equipment at Bus Garage	\$ 700.00	\$ 683.05	\$ -	\$16.95

Technology

Notebooks and carts	\$ 101,000.00	\$ 100,444.80	\$ -	\$555.20
Computers, servers, tech equip., etc.	\$ 185,311.00	\$ 109,933.08	\$ 11,836.20	\$63,541.72
Sunguard	\$ 25,000.00	\$ 23,379.00	\$ 1,440.00	\$181.00
HS Auditorium projector system	\$ 11,000.00	\$ 2,512.00	\$ -	\$8,488.00

Food Service

Steamer system filter	\$ 4,835.00	\$ -	\$ 4,835.73	(\$0.73)
-----------------------	-------------	------	-------------	----------

Athletics and Student Activities

2 Wrestling Mats	\$ 21,558.00	\$ 21,558.00	\$ -	\$0.00
Athletic equipment, etc.	\$ 27,505.00	\$ 29,874.50	\$ 250.00	(\$2,619.50)
Athletic office furniture, carpet	\$ 6,755.00	\$ 6,461.65	\$ 293.35	\$0.00

Fees

Tax Collection Fees	\$ 12,000.00	\$ 5,189.52	\$ -	\$6,810.48
---------------------	--------------	-------------	------	------------

	Budgeted Amount	Actual Fiscal Year Expended	Current Encumbrances	Available Budget
Totals	\$ 586,644.88	\$ 586,859.54	\$ 24,802.06	\$ (25,016.72)
Return of Advance to General Fund	\$ 50,000.00	\$ -		
Total Budgeted Plus Return to Gen. Fund	\$ 636,644.88			

Actual Cash Balance 7/1/13	\$ 160,415.10
Revenues FY14 - Taxes from levy	\$ 313,190.19
Expenditures FY14	\$ (586,859.54)
Current Cash Balance	(\$113,254.25)
Current Encumbrances	\$ (24,802.06)
Available Balance	(\$138,056.31)



Check#	Check Date	Org Sta	Vendor Paid	Check Amount	Status Date
069430	01/09/2014	W/R	STATE TEACHERS RETIREMENT	4,362.47	01/13/2014
069431	01/09/2014	W/R	ADVANCED TURF SOLUTIONS	460.38	01/14/2014
069432	01/09/2014	W/R	NICKLES BAKERY	433.50	01/15/2014
069433	01/09/2014	W/R	AMERICAN ELECTRIC POWER	4,268.75	01/15/2014
069434	01/09/2014	W/R	DAIRYMENS	111.79	01/13/2014
069435	01/09/2014	W/R	FRONT & CENTER TURF	4,040.00	01/14/2014
069436	01/09/2014	W/R	GERMAN'S BUS SALES & SERVICE	355.60	01/15/2014
069437	01/09/2014	W/R	GORDON FOOD SERVICE	14,034.13	01/14/2014
069438	01/09/2014	W/R	GRAINGER	892.62	01/14/2014
069439	01/09/2014	W/R	HARBOR FREIGHT TOOLS	62.48	01/14/2014
069440	01/09/2014	W/R	HD SUPPLY FACILITIES	292.76	01/15/2014
069441	01/09/2014	W/R	KELL ACE HARDWARE	4.00	01/14/2014
069442	01/09/2014	W/R	KIMBALL MIDWEST	19.75	01/15/2014
069443	01/09/2014	W/R	MEDCENTRAL PEDIATRIC THERAPY	33,380.00	01/15/2014
069444	01/09/2014	W/R	MHS INDUSTRIAL SUPPLY	374.97	01/15/2014
069445	01/09/2014	W/R	MID-OHIO ED. SERVICE CENTER	102.65	01/13/2014
069446	01/09/2014	W/R	OHIO HEALTH CONSORTIUM, INC.	404.00	01/13/2014
069447	01/09/2014	W/R	PEPPLE & WAGGONER, LTD.	150.00	01/24/2014
069448	01/09/2014	W/R	SAM'S CLUB	2,909.91	01/17/2014
069449	01/09/2014	W/R	SCHMIDT SECURITY	97.00	01/14/2014
069450	01/09/2014	W/R	SCHOOL SPECIALTY INC.	1,329.72	01/14/2014
069451	01/09/2014	W/R	SIESEL DISTRIBUTING, LLC	390.90	01/16/2014
069452	01/09/2014	W/R	STAPLES	135.72	01/14/2014
069453	01/09/2014	W/R	SYSCO CLEVELAND, INC.	1,636.06	01/14/2014
069454	01/09/2014	W/R	VARSITY SPIRIT FASHIONS	6,483.82	01/16/2014
069455	01/13/2014	B/R	BRADLEY, CHRISTINE	10.00	01/24/2014
069456	01/13/2014	B/B	KINDINGER, ROMAN	14.00	
069457	01/13/2014	B/B	CONSTANCE, LYDIA	87.00	
069458	01/13/2014	B/R	WEISS, MARK	42.00	01/16/2014
069459	01/13/2014	B/B	LORI CASTO	14.00	
069460	01/13/2014	B/B	YOSICK, ROBERT	12.00	
069461	01/13/2014	B/R	WONG, JILL	12.00	01/14/2014
069462	01/13/2014	B/R	KAY DROPSEY	14.00	01/21/2014
069463	01/13/2014	B/R	HYUNCHUL KIM	12.00	01/30/2014
069464	01/13/2014	B/V	HYUNCHUL KIM	29.00	01/31/2014
069465	01/13/2014	B/B	McPEEK, KRISTEN	16.15	
069466	01/13/2014	B/R	CALLAHAN, CHERYL	1.13	01/15/2014
069467	01/13/2014	B/R	WATERER, LYNN	8.00	01/31/2014
069468	01/13/2014	B/B	BALL, BENJAMIN	13.88	
069469	01/13/2014	B/R	WESTRUM, MEGAN	40.00	01/16/2014
069470	01/13/2014	B/R	KLEINKNECHT, WENDY	8.07	01/15/2014
069471	01/13/2014	W/R	4 IMPRINT EDUCATION	545.50	01/21/2014
069472	01/13/2014	W/R	SCHUSTER, ALLISON	570.00	01/22/2014
069473	01/13/2014	W/R	RUSH, ANNETTE	1,000.00	01/24/2014
069474	01/13/2014	W/R	APPLE INC.	100.00	01/22/2014
069475	01/13/2014	W/W	BALL, BENJAMIN	29.95	
069476	01/13/2014	W/R	BAZLEY, BRIAN	103.40	01/15/2014
069477	01/13/2014	W/R	CALLAHAN DOOR SALES	75.00	01/17/2014
069478	01/13/2014	W/R	CLEARWATER SYSTEMS	29.90	01/16/2014
069479	01/13/2014	W/R	COLLEGE BOARD, THE	925.00	01/21/2014
069480	01/13/2014	W/R	CULLIGAN QUALITY WATER	37.00	01/17/2014
069481	01/13/2014	W/R	BOND, DAVID A	89.84	01/22/2014

Date: 2/04/2014

C H E C K R E G I S T E R
Processing Month: January 2014
LEXINGTON LOCAL SCHOOLS

Page: 2
(CHKREG)

Check#	Check Date	Org Sta	Vendor Paid	Check Amount	Status Date
069482	01/13/2014	W/R	FREY SCIENTIFIC	50.70	01/21/2014
069483	01/13/2014	W/R	GEYER'S MARKET'S, INC.	174.10	01/16/2014
069484	01/13/2014	W/R	KAHL'S TELECOMMUNICATIONS	274.50	01/16/2014
069485	01/13/2014	W/R	KELL ACE HARDWARE	49.77	01/22/2014
069486	01/13/2014	W/R	LOW TEMP REFRIGERATION INC.	512.56	01/21/2014
069487	01/13/2014	W/R	LOWE'S HOME CENTER	142.23	01/21/2014
069488	01/13/2014	W/R	MILLIRON WASTE MGT.	757.64	01/16/2014
069489	01/13/2014	W/R	OHIO CARDINAL CONFERENCE	1,250.00	01/17/2014
069490	01/13/2014	W/R	QUENCH	38.00	01/17/2014
069491	01/13/2014	W/R	RENHILL GROUP, INC.	1,570.89	01/21/2014
069492	01/13/2014	W/R	RICHLAND CO. JUVENILE COURT	41.82	01/22/2014
069493	01/13/2014	W/R	TOMMELLEO, ROBERT J	27.12	01/15/2014
069494	01/13/2014	W/R	SCHMIDT SECURITY	97.00	01/16/2014
069495	01/13/2014	W/R	SDE REGISTRATIONS	230.00	01/30/2014
069496	01/13/2014	W/R	STANTON SHEET MUSIC	218.58	01/17/2014
069497	01/13/2014	W/W	TEACHERSPAYTEACHERS	48.50	
069498	01/13/2014	W/R	TRUCK SALES & SERVICE, INC.	1,792.24	01/17/2014
069499	01/13/2014	W/R	WOLFF BROS. SUPPLY, INC.	179.80	01/16/2014
069500	01/13/2014	W/R	XTEK PARTNERS	5,773.00	01/17/2014
069501	01/16/2014	W/R	AMERICAN HEART ASSOCIATION	795.12	01/28/2014
069502	01/16/2014	W/W	LITTLE, ANDY J	500.00	
069503	01/16/2014	W/R	BENIK	33.99	01/23/2014
069504	01/16/2014	W/R	DENNEY,WILLIAM	135.00	01/23/2014
069505	01/16/2014	W/R	PAULEY, BRETT	100.00	01/22/2014
069506	01/16/2014	W/R	BSN SPORTS	40.00	01/23/2014
069507	01/16/2014	W/R	CABANA BANNERS	15.00	01/22/2014
069508	01/16/2014	W/R	CASS FRAMES	240.00	01/22/2014
069509	01/16/2014	W/R	CLEARWATER SYSTEMS	29.90	01/22/2014
069510	01/16/2014	W/R	COLES ENERGY, INC.	549.44	01/22/2014
069511	01/16/2014	W/R	DECKER DEPOT PARTY SHOPPE	100.25	01/22/2014
069512	01/16/2014	W/R	G & L SUPPLY CO.	112.61	01/22/2014
069513	01/16/2014	W/R	YEICHNER, JOHN	200.00	01/22/2014
069514	01/16/2014	W/R	VANHOUTEN, JON	100.00	01/22/2014
069515	01/16/2014	W/R	DELEON, JOSE LUIS JR	100.00	01/27/2014
069516	01/16/2014	W/R	LEXINGTON ATHLETIC ACCOUNT	4,895.00	01/16/2014
069517	01/16/2014	W/R	LEXINGTON ATHLETIC DEPT./PC	229.68	01/16/2014
069518	01/16/2014	W/R	LEXINGTON BOARD OF EDUCATION	98.30	01/16/2014
069519	01/16/2014	W/R	MANSFIELD AUTO PARTS	928.23	01/22/2014
069520	01/16/2014	W/R	METROPOLITAN EDUCATIONAL	1,067.31	01/24/2014
069521	01/16/2014	W/R	MID-OHIO ED. SERVICE CENTER	2,169.89	01/21/2014
069522	01/16/2014	W/R	PARSONS, MINDY T	100.00	01/22/2014
069523	01/16/2014	W/R	RICHLAND CO. HEALTH DEPT	16,149.54	01/23/2014
069524	01/16/2014	W/R	NCOC	30,940.65	01/23/2014
069525	01/16/2014	W/R	OMEA CONFERENCE	110.00	01/27/2014
069526	01/16/2014	W/R	RENHILL GROUP, INC.	739.20	01/22/2014
069527	01/16/2014	W/R	SCHOOL EMPLOYEES RETIREMENT	4,677.62	01/22/2014
069528	01/16/2014	W/R	SMETZ'S TIRE SERVICE CENTER	438.12	01/22/2014
069529	01/16/2014	W/R	STATE TEACHERS RETIREMENT	4,563.27	01/27/2014
069530	01/16/2014	W/R	WEAVER, TROY J	200.00	01/22/2014
069531	01/21/2014	W/R	NICKLES BAKERY	321.82	01/29/2014
069532	01/21/2014	W/W	AWARDSMITH	117.00	
069533	01/21/2014	W/W	BARNES & NOBLE	896.42	

Check#	Check Date	Org Sta	Vendor Paid	Check Amount	Status Date
069534	01/21/2014	W/R	CenturyLink	1,444.53	01/30/2014
069535	01/21/2014	W/R	COLE DISTRIBUTING	130.90	01/24/2014
069536	01/21/2014	W/R	COLUMBUS PRO PERCUSSION, INC.	282.00	01/29/2014
069537	01/21/2014	W/W	Constellation NewEnergy	8,282.44	
069538	01/21/2014	W/R	DAIRY ENTERPRISES INC.	839.38	01/29/2014
069539	01/21/2014	W/R	GRAINGER	854.64	01/30/2014
069540	01/21/2014	W/R	HD SUPPLY FACILITIES	176.17	01/31/2014
069541	01/21/2014	W/R	HEALTHCARE BILLING SERVICES	175.51	01/30/2014
069542	01/21/2014	W/R	J & B ACCOUSTICAL	32.00	01/23/2014
069543	01/21/2014	W/W	JOSTEN'S	509.51	
069544	01/21/2014	W/R	JUST ASK MARKETING	5,262.50	01/27/2014
069545	01/21/2014	W/R	KAPLAN ELEMENTARY	391.36	01/31/2014
069546	01/21/2014	W/R	WATERER, LYNN	1,000.00	01/31/2014
069547	01/21/2014	W/R	METROPOLITAN EDUCATION COUNCIL	1,106.80	01/27/2014
069548	01/21/2014	W/R	NATIONWIDE CHILDREN'S HOSPITAL	3,163.05	01/27/2014
069549	01/21/2014	W/W	OAT & CCC	375.00	
069550	01/21/2014	W/R	OHIO HEALTH CONSORTIUM, INC.	30.00	01/27/2014
069551	01/21/2014	W/V	OMEA	965.00	01/21/2014
069552	01/21/2014	W/R	RAPIDRIBBONS	764.12	01/30/2014
069553	01/21/2014	W/R	RC THERAPY SERVICES, INC.	4,768.50	01/29/2014
069554	01/21/2014	W/W	RENWICK, WELSH & BURTON	912.50	
069555	01/21/2014	W/W	SDE REGISTRATIONS	609.00	
069556	01/21/2014	W/R	STANDARD PLUMBING & HEATING CO	37,830.00	01/29/2014
069557	01/21/2014	W/R	OHIO BUREAU OF CRIMINAL IDENT.	162.00	01/29/2014
069558	01/21/2014	W/R	TREASURER, STATE OF OHIO	3,743.30	01/27/2014
069559	01/21/2014	W/W	WALTERS' BOILER WORKS INC	3,216.40	
069560	01/21/2014	W/R	WILSON LANGUAGE TRAINING	2,670.84	01/28/2014
069561	01/21/2014	W/V	OMEA	272.00	01/31/2014
069562	01/21/2014	W/W	OMEA	210.00	
069563	01/21/2014	W/W	OMEA	483.00	
069564	01/22/2014	W/R	TEGLOVIC, DANIEL	70.00	01/27/2014
069565	01/22/2014	W/R	GILMORE, TIMOTHY	70.00	01/27/2014
069566	01/27/2014	W/W	DENNEY, WILLIAM	135.00	
069567	01/27/2014	W/W	GIONINO'S PIZZERIA	26.00	
069568	01/27/2014	W/W	GLAZIER CLINICS	369.00	
069569	01/27/2014	W/R	IMAGEMARKET	567.15	01/31/2014
069570	01/27/2014	W/W	MUSIC THEATRE INTERNATIONAL	400.00	
069571	01/27/2014	W/W	NATIONAL GEOGRAPHER EXPLORER	119.62	
069572	01/27/2014	W/W	ACORN DISTRIBUTORS, INC.	96.54	
069573	01/27/2014	W/W	NORTH CENTRAL OHIO ESC	577.50	
069574	01/27/2014	W/W	SUNGARD K12 EDUCATION	784.00	
069575	01/29/2014	B/B	BARDROFF, TRACEY	23.50	
069576	01/30/2014	W/W	AMERICAN ELECTRIC POWER	48,558.94	
069577	01/30/2014	W/W	ASHLAND CITY SCHOOLS	560.00	
069578	01/30/2014	W/W	CBIZ BENEFITS & INSURANCE	2,750.00	
069579	01/30/2014	W/W	NELL, CHRISTINA D	100.00	
069580	01/30/2014	W/W	COLES ENERGY, INC.	851.33	
069581	01/30/2014	W/W	COMMON CORE INCORPORATED	287.50	
069582	01/30/2014	W/W	DAIRY ENTERPRISES INC.	647.70	
069583	01/30/2014	W/W	HOME DEPOT	598.00	
069584	01/30/2014	W/W	MCGRAW-HILL EDUCATION GROUP	513.21	
069585	01/30/2014	W/W	MID-OHIO ED. SERVICE CENTER	681.20	

Date: 2/04/2014

C H E C K R E G I S T E R
Processing Month: January 2014
LEXINGTON LOCAL SCHOOLS

Page: 4
(CHKREG)

Check#	Check Date	Org Sta	Vendor Paid	Check Amount	Status Date
069586	01/30/2014	W/W	PLANK ROAD PUBLISHING	103.13	
069587	01/30/2014	W/W	SAM'S CLUB	90.74	
069588	01/30/2014	W/W	RITCHEY, ZAC	99.22	
069589	01/31/2014	W/V	LEXINGTON ATHLETIC ACCOUNT	7,611.17	01/31/2014
069590	01/31/2014	W/W	LEXINGTON ATHLETIC ACCOUNT	2,716.17	
690503	01/03/2014	C/R	LEXINGTON SCHOOLS - PAYROLL	488,393.67	01/31/2014
690508	01/09/2014	M/M	LEXINGTON SCHOOLS - PAYROLL	6,715.23	
690509	01/10/2014	M/M	MERCURY PAYMENT SYSTEMS	30.10	
690510	01/17/2014	C/R	LEXINGTON SCHOOLS - PAYROLL	491,674.64	01/31/2014
690511	01/17/2014	M/M	ANTHEM BENEFIT SERVICES	264,985.81	
690512	01/17/2014	M/M	LEXINGTON SCHOOLS - PAYROLL	6,657.96	
690513	01/29/2014	M/M	MEMO-S.E.R.S.	43,616.00	
690514	01/29/2014	M/M	MEMO-S.T.R.S.	109,876.00	
690515	01/29/2014	M/M	MEMO-MID OHIO ESC	9,530.29	
Total Checks Issued				\$ 1,737,042.38	

TRANS NO	ITEM NO	TRANS DATE	STS	DESCRIPTION OR SOURCE	TI	FUND	RCPT	SPEC	SUBJ	DFU	TRANS AMOUNT
064992	0001	01/21/2014	A	RB for Real Estate - Morrow	03	001	1111	0000	000000	000	905.97-
064992	0002	01/21/2014	A	RB for Emergency Levy - Morrow	03	001	1111	0000	000000	000	680.66-
064992	0004	01/21/2014	A	2 1/2 HMRB Real Est-Morrow	03	001	1111	0000	000000	000	169.64-
064992	0005	01/21/2014	A	2 1/2 HMRB Emerg Levy-Morrow	03	001	1111	0000	000000	000	127.44-
RCPT CODE SUB-TOTAL:											1,883.71-
064942	0001	01/09/2014	A	Jan Tutition pymt - Miller	03	001	1211	0000	000000	000	572.83
064942	0002	01/09/2014	A	Jan Tuition pymt - Iten	03	001	1211	0000	000000	000	572.83
064942	0003	01/09/2014	A	Jan Tuition pymt - Mills	03	001	1211	0000	000000	000	572.83
064942	0004	01/09/2014	A	Jan Tuition pymt - Proulx	03	001	1211	0000	000000	000	572.83
064949	0001	01/10/2014	A	Jan Tuition - Taylor	03	001	1211	0000	000000	000	1,145.66
064964	0001	01/15/2014	A	Morande Jan Tuition	03	001	1211	0000	000000	000	1,145.66
064965	0001	01/15/2014	A	Ghazarian Jan Tuition	03	001	1211	0000	000000	000	1,145.66
RCPT CODE SUB-TOTAL:											5,728.30
064953	0020	01/10/2014	A	SB 140 Tuition	03	001	1221	0000	000000	000	0.00
065002	0020	01/24/2014	A	SB 140 Tuition	03	001	1221	0000	000000	000	0.00
RCPT CODE SUB-TOTAL:											0.00
064953	0021	01/10/2014	A	SF-14H Spec . Ed Tuition	03	001	1223	0000	000000	000	0.00
065002	0021	01/24/2014	A	SF-14H Spec . Ed Tuition	03	001	1223	0000	000000	000	0.00
RCPT CODE SUB-TOTAL:											0.00
064953	0013	01/10/2014	A	Open Enrollment Revenue	03	001	1227	0000	000000	000	105.33
065002	0013	01/24/2014	A	Open Enrollment Revenue	03	001	1227	0000	000000	000	84.43
RCPT CODE SUB-TOTAL:											189.76
065042	0001	01/31/2014	A	Richland Bank Aug Interest	03	001	1410	0000	000000	000	355.91
RCPT CODE SUB-TOTAL:											355.91
064935	0003	01/02/2014	A	Western School Fees	03	001	1740	0000	000000	500	20.00
064940	0001	01/09/2014	A	Western School Fees	03	001	1740	0000	000000	500	99.00
064943	0003	01/09/2014	A	Eastern School Fees	03	001	1740	0000	000000	300	10.00
064945	0001	01/09/2014	A	Western School Fees	03	001	1740	0000	000000	500	40.00
064956	0001	01/13/2014	A	Western School Fees	03	001	1740	0000	000000	500	20.00
064957	0001	01/13/2014	A	HS School Fees	03	001	1740	0000	000000	100	32.00
064960	0002	01/14/2014	A	Central School Fees	03	001	1740	0000	000000	400	20.00
064974	0001	01/16/2014	A	Western School Fees	03	001	1740	0000	000000	500	20.00

STATUS (STS) CODES:

A-RECEIPT B-REFUND OF RECEIPT V-VOID REFUND OF RECEIPT X-REDUCTION OF EXPENDITURE
 C-APPROPRIATION OR BUDGET MODIFICATIONS D-EXPENSE/SUPPLIES DISTRIBUTION F-FUND TO FUND TRANSFER

TRANS NO	ITEM NO	TRANS DATE	STS	DESCRIPTION OR SOURCE	TI	FUND	RCPT	SPCC	SUBJ	OPU	TRANS AMOUNT
064975	0001	01/16/2014	A	Western School Fees	03	001	1740	0000	000000	500	20.00
064976	0001	01/16/2014	A	flutophone replacement	03	001	1740	0000	000000	300	32.00
064977	0001	01/16/2014	A	HS School Fees	03	001	1740	0000	000000	100	33.50
064985	0001	01/16/2014	A	Central School Fees	03	001	1740	0000	000000	400	67.50
064986	0001	01/17/2014	A	Western School Fees	03	001	1740	0000	000000	500	20.00
065005	0001	01/21/2014	A	HS School Fees	03	001	1740	0000	000000	100	37.00
065006	0001	01/21/2014	A	Central School Fees	03	001	1740	0000	000000	400	100.00
065001	0001	01/22/2014	A	Western School Fees	03	001	1740	0000	000000	500	23.00
065004	0002	01/29/2014	A	K. Bardroff lunch to fees-HS	03	001	1740	0000	000000	100	32.50
065019	0001	01/30/2014	A	Eastern School Fees	03	001	1740	0000	000000	300	80.00
065036	0001	01/30/2014	A	Central School Fees	03	001	1740	0000	000000	400	210.28
065037	0001	01/30/2014	A	Western School Fees	03	001	1740	0000	000000	500	20.00
065028	0001	01/31/2014	A	HS School Fees	03	001	1740	0000	000000	100	32.00
065029	0001	01/31/2014	A	HS School fees	03	001	1740	0000	000000	100	87.50
065034	0001	01/31/2014	A	HS Fees - Pay For It	03	001	1740	0000	000000	100	0.00
065034	0002	01/31/2014	A	Central Fees - Pay For It	03	001	1740	0000	000000	400	22.50
065034	0003	01/31/2014	A	Jr High Fees - Pay For It	03	001	1740	0000	000000	400	0.00
065034	0004	01/31/2014	A	Eastern Fees - Pay For It	03	001	1740	0000	000000	400	0.00
065034	0005	01/31/2014	A	Western Fees - Pay For It	03	001	1740	0000	000000	400	30.00
065039	0001	01/31/2014	A	Western School fees	03	001	1740	0000	000000	500	40.00
065040	0003	01/31/2014	A	Central School Fees	03	001	1740	0000	000000	400	89.00
065041	0001	01/31/2014	A	JH School Fees	03	001	1740	0000	000000	200	8.50
RCPT CODE SUB-TOTAL:											1,246.28
065027	0001	01/31/2014	A	Bldg Rental	03	001	1810	0000	000000	000	30.00
RCPT CODE SUB-TOTAL:											30.00
064950	0001	01/10/2014	A	Lex Ave Exec Office-Tax Abat	03	001	1880	0000	000000	000	1,842.00
065017	0001	01/29/2014	A	Kroger Tax Abatement pymt	03	001	1880	0000	000000	000	21,209.00
RCPT CODE SUB-TOTAL:											23,051.00
064935	0001	01/02/2014	A	Rec 64908 correction	03	001	1890	0000	000000	000	95.05-
064948	0002	01/10/2014	A	Staple Refund	03	001	1890	0000	000000	000	6.99
RCPT CODE SUB-TOTAL:											88.06-
064953	0001	01/10/2014	A	Opportunity Grant	03	001	3110	0000	000000	000	288,772.96
064953	0002	01/10/2014	A	Targeted Assistance	03	001	3110	0000	000000	000	18,601.67
064953	0003	01/10/2014	A	K-3 Literacy Funding	03	001	3110	0000	000000	000	3,904.59
064953	0005	01/10/2014	A	Limited English Prof Funding	03	001	3110	0000	000000	000	530.51
064953	0006	01/10/2014	A	Gifted Education Funding	03	001	3110	0000	000000	000	4,942.60

STATUS (STS) CODES:

A-RECEIPT B-REFUND OF RECEIPT V-VOID REFUND OF RECEIPT X-REDUCTION OF EXPENDITURE
 C-APPROPRIATION OR BUDGET MODIFICATIONS D-EXPENSE/SUPPLIES DISTRIBUTION F-FUND TO FUND TRANSFER

TRANS NO	ITEM NO	TRANS DATE	STS	DESCRIPTION OR SOURCE	TI	FUND	RCPT	SPCC	SUBJ	OPU	TRANS AMOUNT
064953	0007	01/10/2014	A	Transportation	03	001	3110	0000	000000	000	28,466.02
064953	0008	01/10/2014	A	Special Education Funding	03	001	3110	0000	000000	000	36,853.58
064953	0010	01/10/2014	A	Transitional Aid Guarantee	03	001	3110	0000	000000	000	11,098.46-
064953	0011	01/10/2014	A	Preschool Special Educ Funding	03	001	3110	0000	000000	000	0.00
064953	0012	01/10/2014	A	Special Educ Transportation	03	001	3110	0000	000000	000	2,111.80
065002	0001	01/24/2014	A	Opportunity Grant	03	001	3110	0000	000000	000	283,352.92
065002	0002	01/24/2014	A	Targeted Assistance	03	001	3110	0000	000000	000	18,473.51
065002	0003	01/24/2014	A	K-3 Literacy Funding	03	001	3110	0000	000000	000	3,911.88
065002	0005	01/24/2014	A	Limited English Prof Funding	03	001	3110	0000	000000	000	501.57
065002	0006	01/24/2014	A	Gifted Education Funding	03	001	3110	0000	000000	000	4,956.96
065002	0007	01/24/2014	A	Transportation	03	001	3110	0000	000000	000	24,973.26
065002	0008	01/24/2014	A	Special Education Funding	03	001	3110	0000	000000	000	36,757.81
065002	0010	01/24/2014	A	Transitional Aid Guarantee	03	001	3110	0000	000000	000	11,098.45-
065002	0011	01/24/2014	A	Preschool Special Educ Funding	03	001	3110	0000	000000	000	0.00
065002	0012	01/24/2014	A	Special Educ Transportation	03	001	3110	0000	000000	000	2,111.80
RCPT CODE SUB-TOTAL:											737,026.53
064994	0001	01/03/2014	A	Rollback Real Est - Richland	03	001	3131	0000	000000	000	189.69
064994	0002	01/03/2014	A	Rollback Real Est - Richland	03	001	3131	0000	000000	000	175.33
064994	0003	01/03/2014	A	Rollback Emerg Levy-Richland	03	001	3131	0000	000000	000	142.52
064994	0004	01/03/2014	A	rollback Emerg Levy-Richland	03	001	3131	0000	000000	000	131.74
064994	0007	01/03/2014	A	2 1/2 Rollback General Rich	03	001	3131	0000	000000	000	31.31
064994	0008	01/03/2014	A	2 1/2 Rollback General Rich	03	001	3131	0000	000000	000	27.72
064994	0009	01/03/2014	A	2 1/2 Rollback Emerg Levy Rich	03	001	3131	0000	000000	000	23.52
064994	0010	01/03/2014	A	2 1/2 Rollback Emer Levy Rich	03	001	3131	0000	000000	000	20.82
064993	0001	01/21/2014	A	RB for Real Estate - Morrow	03	001	3131	0000	000000	000	905.97
064993	0002	01/21/2014	A	RB for Emergency Levy - Morrow	03	001	3131	0000	000000	000	680.66
064993	0004	01/21/2014	A	2 1/2 HMRB Real Est-Morrow	03	001	3131	0000	000000	000	169.64
064993	0005	01/21/2014	A	2 1/2 HMRB Emerg Levy-Morrow	03	001	3131	0000	000000	000	127.44
RCPT CODE SUB-TOTAL:											2,626.36
065045	0001	01/31/2014	A	State Casino Revenue	03	001	3190	0000	000000	000	65,280.22
RCPT CODE SUB-TOTAL:											65,280.22
064953	0004	01/10/2014	A	Economic Disadvantaged Funding	03	001	3211	0000	000000	000	2,895.56
065002	0004	01/24/2014	A	Economic Disadvantaged Funding	03	001	3211	0000	000000	000	2,738.20
RCPT CODE SUB-TOTAL:											5,633.76
064953	0009	01/10/2014	A	Career Tech Education Funding	03	001	3219	0000	000000	000	1,435.85
065002	0009	01/24/2014	A	Career Tech Education Funding	03	001	3219	0000	000000	000	363.36

STATUS (STS) CODES:

A-RECEIPT B-REFUND OF RECEIPT V-VOID REFUND OF RECEIPT X-REDUCTION OF EXPENDITURE
 C-APPROPRIATION OR BUDGET MODIFICATIONS D-EXPENSE/SUPPLIES DISTRIBUTION F-FUND TO FUND TRANSFER

TRANS NO	ITEM NO	TRANS DATE	STS	DESCRIPTION OR SOURCE	TI	FUND	RCPT	SPCC	SUBJ	DFU	TRANS AMOUNT
RCPT CODE SUB-TOTAL:											1,799.21
065033	0001	01/31/2014	A	MEDICAID Recd - 01/23/14	03	001	3300	0000	000000	000	2,171.97
RCPT CODE SUB-TOTAL:											2,171.97
064916	0001	01/10/2014	A	Void stale ck# 63163 Callis	03	001	5300	0000	000000	000	4.08
064916	0002	01/10/2014	A	Void stale ck# 63653 Hyunghul	03	001	5300	0000	000000	000	12.00
064916	0003	01/10/2014	A	Void stale ck# 63660 Williams	03	001	5300	0000	000000	000	29.00
064916	0004	01/10/2014	A	Void stale ck# 63819 Kleinknec	03	001	5300	0000	000000	000	8.07
064916	0005	01/10/2014	A	Void stale ck# 64507 Dropsy	03	001	5300	0000	000000	000	14.00
064916	0006	01/10/2014	A	Void stale ck# 64508 Wong	03	001	5300	0000	000000	000	12.00
064916	0007	01/10/2014	A	Void stale ck# 64876 Yosick	03	001	5300	0000	000000	000	12.00
064916	0008	01/10/2014	A	Void stale ck# 64879 Kindinger	03	001	5300	0000	000000	000	14.00
064916	0009	01/10/2014	A	Void stale ck# 64886 Casto	03	001	5300	0000	000000	000	14.00
064916	0010	01/10/2014	A	Void stale ck# 64887 Kindinger	03	001	5300	0000	000000	000	14.00
064916	0011	01/10/2014	A	Void stale ck# 65205 Carnabu	03	001	5300	0000	000000	000	10.00
064916	0012	01/10/2014	A	Void stale ck# 65565 McPeck	03	001	5300	0000	000000	000	16.15
064916	0013	01/10/2014	A	Void stale ck# 66209 Ball	03	001	5300	0000	000000	000	13.88
064916	0014	01/10/2014	A	Void stale ck# 66452 Bradley	03	001	5300	0000	000000	000	10.00
064916	0015	01/10/2014	A	Void stale ck# 66472 Constance	03	001	5300	0000	000000	000	87.00
064916	0016	01/10/2014	A	Void stale ck# 66474 Weiss	03	001	5300	0000	000000	000	42.00
064916	0017	01/10/2014	A	Void stale ck# 66475 Westrum	03	001	5300	0000	000000	000	40.00
064916	0018	01/10/2014	A	Void stale ck# 67017 Waterer	03	001	5300	0000	000000	000	8.00
064916	0019	01/10/2014	A	Void stale ck# 67927 Callahan	03	001	5300	0000	000000	000	1.13
064917	0001	01/13/2014	B	RE-ISSUE REFUND CHECK	03	001	5300	0000	000000	000	10.00-
064918	0001	01/13/2014	B	RE-ISSUE REFUND	03	001	5300	0000	000000	000	14.00-
064919	0001	01/13/2014	B	RE-ISSUE REFUND CHECK	03	001	5300	0000	000000	000	87.00-
064920	0001	01/13/2014	B	RE-ISSUE REFUND CHECK	03	001	5300	0000	000000	000	42.00-
064921	0001	01/13/2014	B	RE-ISSUE REFUND CHECK	03	001	5300	0000	000000	000	14.00-
064922	0001	01/13/2014	B	RE-ISSUE REFUND CHECK	03	001	5300	0000	000000	000	12.00-
064923	0001	01/13/2014	B	RE-ISSUE REFUND CHECK-EMILEE	03	001	5300	0000	000000	000	12.00-
064924	0001	01/13/2014	B	RE-ISSUE REFUND CHECK	03	001	5300	0000	000000	000	14.00-
064925	0001	01/13/2014	B	RE-ISSUE REFUND CHECK	03	001	5300	0000	000000	000	12.00-
064926	0001	01/13/2014	B	RE-ISSUE REFUND CHECK	03	001	5300	0000	000000	000	29.00-
064927	0001	01/13/2014	B	RE-ISSUE REIMBURSEMENT CHECK	03	001	5300	0000	000000	000	16.15-
064928	0001	01/13/2014	B	RE-ISSUE CHECK	03	001	5300	0000	000000	000	1.13-
064929	0001	01/13/2014	B	RE-ISSUE CHECK	03	001	5300	0000	000000	000	8.00-
064930	0001	01/13/2014	B	RE-ISSUE CHECK	03	001	5300	0000	000000	000	13.88-
064931	0001	01/13/2014	B	RE-ISSUE REFUND CHECK	03	001	5300	0000	000000	000	40.00-
064932	0001	01/13/2014	B	RE-ISSUE REIMBURSEMENT CHECK	03	001	5300	0000	000000	000	8.07-
064926	0001	01/31/2014	V	RE-ISSUE REFUND CHECK	03	001	5300	0000	000000	000	29.00
RCPT CODE SUB-TOTAL:											57.08
FUND CODE SUB-TOTAL:											843,224.61

STATUS (STS) CODES:

A-RECEIPT B-REFUND OF RECEIPT V-VOID REFUND OF RECEIPT X-REDUCTION OF EXPENDITURE
 C-APPROPRIATION OR BUDGET MODIFICATIONS D-EXPENSE/SUPPLIES DISTRIBUTION F-FUND TO FUND TRANSFER

TRANS NO	ITEM NO	TRANS DATE	STS	DESCRIPTION OR SOURCE	TI	FUND	RCPT	SPCC	SUBJ	OFU	TRANS AMOUNT
064992	0003	01/21/2014	A	RB for PI Levy - Morrow	03	003	1111	0000	000000	000	80.47-
064992	0006	01/21/2014	A	2 1/2 HMRB PI Levy-Morrow	03	003	1111	0000	000000	000	15.07-
RCPT CODE SUB-TOTAL:											95.54-
064994	0005	01/03/2014	A	Rollback for PI Levy-Richland	03	003	3131	0000	000000	000	16.84
064994	0006	01/03/2014	A	Rollback for PI Levy -Richland	03	003	3131	0000	000000	000	15.56
064994	0011	01/03/2014	A	2 1/2 Rollback Perm Impr Rich	03	003	3131	0000	000000	000	2.48
064994	0012	01/03/2014	A	2/1/2 Rollback Perm Impt -Rich	03	003	3131	0000	000000	000	2.79
064993	0003	01/21/2014	A	RB for PI Levy - Morrow	03	003	3131	0000	000000	000	80.47
064993	0006	01/21/2014	A	2 1/2 HMRB PI Levy-Morrow	03	003	3131	0000	000000	000	15.07
RCPT CODE SUB-TOTAL:											133.21
064953	0022	01/10/2014	A	TPP Fixed Rate Non-Oper Reimb	03	003	3135	0000	000000	000	0.00
065002	0022	01/24/2014	A	TPP Fixed Rate Non-Oper Reimb	03	003	3135	0000	000000	000	0.00
RCPT CODE SUB-TOTAL:											0.00
FUND CODE SUB-TOTAL:											37.67
064936	0026	01/02/2014	A	HS Breakfast	03	006	1511	0000	000000	100	33.10
064936	0027	01/02/2014	A	Jr. Hi Breakfast	03	006	1511	0000	000000	200	8.85
064936	0028	01/02/2014	A	Eastern Breakfast	03	006	1511	0000	000000	300	6.60
064936	0029	01/02/2014	A	Central Breakfast	03	006	1511	0000	000000	400	12.90
064936	0030	01/02/2014	A	Western Breakfast	03	006	1511	0000	000000	500	6.60
064944	0026	01/09/2014	A	HS Breakfast	03	006	1511	0000	000000	100	15.20
064944	0027	01/09/2014	A	Jr. Hi Breakfast	03	006	1511	0000	000000	200	7.25
064944	0028	01/09/2014	A	Eastern Breakfast	03	006	1511	0000	000000	300	5.10
064944	0029	01/09/2014	A	Central Breakfast	03	006	1511	0000	000000	400	7.80
064944	0030	01/09/2014	A	Western Breakfast	03	006	1511	0000	000000	500	12.30
064952	0026	01/10/2014	A	HS Breakfast	03	006	1511	0000	000000	100	2.35
064952	0027	01/10/2014	A	Jr. Hi Breakfast	03	006	1511	0000	000000	200	6.05
064952	0028	01/10/2014	A	Eastern Breakfast	03	006	1511	0000	000000	300	0.00
064952	0029	01/10/2014	A	Central Breakfast	03	006	1511	0000	000000	400	0.00
064952	0030	01/10/2014	A	Western Breakfast	03	006	1511	0000	000000	500	0.00
064959	0026	01/13/2014	A	HS Breakfast	03	006	1511	0000	000000	100	28.20
064959	0027	01/13/2014	A	Jr. Hi Breakfast	03	006	1511	0000	000000	200	6.50
064959	0028	01/13/2014	A	Eastern Breakfast	03	006	1511	0000	000000	300	13.40
064959	0029	01/13/2014	A	Central Breakfast	03	006	1511	0000	000000	400	9.60
064959	0030	01/13/2014	A	Western Breakfast	03	006	1511	0000	000000	500	12.60
064961	0026	01/14/2014	A	HS Breakfast	03	006	1511	0000	000000	100	35.75
064961	0027	01/14/2014	A	Jr. Hi Breakfast	03	006	1511	0000	000000	200	8.85

STATUS (STS) CODES:
 A-RECEIPT B-REFUND OF RECEIPT V-VOID REFUND OF RECEIPT X-REDUCTION OF EXPENDITURE
 C-APPROPRIATION OR BUDGET MODIFICATIONS D-EXPENSE/SUPPLIES DISTRIBUTION F-FUND TO FUND TRANSFER

DATE: 02/04/2014
 TIME: 14:58

LEXINGTON LOCAL SCHOOLS
 TRANS. BY FUND/RCPT, ALL FUNDS
 DATES 01/01/2014 THRU 01/31/2014
 SORTED BY TRANSACTION DATE

PAGE: 6
 (RECLE)

TRANS NO	ITEM NO	TRANS DATE	STS	DESCRIPTION OR SOURCE	TI	FUND	RCPT	SPCC	SUBJ	OPU	TRANS AMOUNT
064961	0028	01/14/2014	A	Eastern Breakfast	03	006	1511	0000	000000	300	12.00
064961	0029	01/14/2014	A	Central Breakfast	03	006	1511	0000	000000	400	8.10
064961	0030	01/14/2014	A	Western Breakfast	03	006	1511	0000	000000	500	11.40
064966	0026	01/15/2014	A	HS Breakfast	03	006	1511	0000	000000	100	46.50
064966	0027	01/15/2014	A	Jr. Hi Breakfast	03	006	1511	0000	000000	200	14.20
064966	0028	01/15/2014	A	Eastern Breakfast	03	006	1511	0000	000000	300	6.60
064966	0029	01/15/2014	A	Central Breakfast	03	006	1511	0000	000000	400	12.60
064966	0030	01/15/2014	A	Western Breakfast	03	006	1511	0000	000000	500	15.90
064982	0026	01/16/2014	A	HS Breakfast	03	006	1511	0000	000000	100	44.45
064982	0027	01/16/2014	A	Jr. Hi Breakfast	03	006	1511	0000	000000	200	12.65
064982	0028	01/16/2014	A	Eastern Breakfast	03	006	1511	0000	000000	300	21.30
064982	0029	01/16/2014	A	Central Breakfast	03	006	1511	0000	000000	400	10.80
064982	0030	01/16/2014	A	Western Breakfast	03	006	1511	0000	000000	500	15.90
064989	0026	01/17/2014	A	HS Breakfast	03	006	1511	0000	000000	100	45.00
064989	0027	01/17/2014	A	Jr. Hi Breakfast	03	006	1511	0000	000000	200	13.35
064989	0028	01/17/2014	A	Eastern Breakfast	03	006	1511	0000	000000	300	12.80
064989	0029	01/17/2014	A	Central Breakfast	03	006	1511	0000	000000	400	11.10
064989	0030	01/17/2014	A	Western Breakfast	03	006	1511	0000	000000	500	9.90
065007	0026	01/21/2014	A	HS Breakfast	03	006	1511	0000	000000	100	25.85
065007	0027	01/21/2014	A	Jr. Hi Breakfast	03	006	1511	0000	000000	200	6.25
065007	0028	01/21/2014	A	Eastern Breakfast	03	006	1511	0000	000000	300	10.75
065007	0029	01/21/2014	A	Central Breakfast	03	006	1511	0000	000000	400	9.90
065007	0030	01/21/2014	A	Western Breakfast	03	006	1511	0000	000000	500	11.40
065010	0026	01/22/2014	A	HS Breakfast	03	006	1511	0000	000000	100	24.95
065010	0027	01/22/2014	A	Jr. Hi Breakfast	03	006	1511	0000	000000	200	11.60
065010	0028	01/22/2014	A	Eastern Breakfast	03	006	1511	0000	000000	300	0.00
065010	0029	01/22/2014	A	Central Breakfast	03	006	1511	0000	000000	400	0.00
065010	0030	01/22/2014	A	Western Breakfast	03	006	1511	0000	000000	500	0.00
065024	0026	01/30/2014	A	HS Breakfast	03	006	1511	0000	000000	100	39.60
065024	0027	01/30/2014	A	Jr. Hi Breakfast	03	006	1511	0000	000000	200	5.55
065024	0028	01/30/2014	A	Eastern Breakfast	03	006	1511	0000	000000	300	11.60
065024	0029	01/30/2014	A	Central Breakfast	03	006	1511	0000	000000	400	12.80
065024	0030	01/30/2014	A	Western Breakfast	03	006	1511	0000	000000	500	17.10
065035	0026	01/31/2014	A	HS Breakfast	03	006	1511	0000	000000	100	30.95
065035	0027	01/31/2014	A	Jr. Hi Breakfast	03	006	1511	0000	000000	200	6.80
065035	0028	01/31/2014	A	Eastern Breakfast	03	006	1511	0000	000000	300	10.10
065035	0029	01/31/2014	A	Central Breakfast	03	006	1511	0000	000000	400	16.40
065035	0030	01/31/2014	A	Western Breakfast	03	006	1511	0000	000000	500	12.60
RCPT CODE SUB-TOTAL:											827.75
064936	0001	01/02/2014	A	HS Stu. Type A	03	006	1512	0000	000000	100	763.55
064936	0005	01/02/2014	A	HS ROA Stu. Type A	03	006	1512	0000	000000	100	560.20
064936	0006	01/02/2014	A	Jr Hi Stu. Type A	03	006	1512	0000	000000	200	380.00

STATUS (STS) CODES:

A-RECEIPT B-REFUND OF RECEIPT V-VOID REFUND OF RECEIPT X-REDUCTION OF EXPENDITURE
 C-APPROPRIATION OR BUDGET MODIFICATIONS D-EXPENSE/SUPPLIES DISTRIBUTION F-FUND TO FUND TRANSFER

TRANS NO	ITEM NO	TRANS DATE	STS	DESCRIPTION OR SOURCE	TI	FUND	RCPT	SPCC	SUBJ	OPU	TRANS AMOUNT
064936	0010	01/02/2014	A	Jr. Hi ROA Stu Type A	03	006	1512	0000	000000	200	229.95-
064936	0011	01/02/2014	A	Eastern Stu. Type A	03	006	1512	0000	000000	300	433.95
064936	0015	01/02/2014	A	Eastern ROA Stu. Type A	03	006	1512	0000	000000	300	278.80-
064936	0016	01/02/2014	A	Central Stu. Type A	03	006	1512	0000	000000	400	309.75
064936	0020	01/02/2014	A	Central ROA Stu. Type A	03	006	1512	0000	000000	400	103.74-
064936	0021	01/02/2014	A	Western Stu. Type A	03	006	1512	0000	000000	500	220.50
064936	0025	01/02/2014	A	Western ROA Stu. Type A	03	006	1512	0000	000000	500	152.10-
064936	0031	01/02/2014	A	Breakdown for Rec# 64891	03	006	1512	0000	000000	100	1,540.03-
064944	0001	01/09/2014	A	HS Stu. Type A	03	006	1512	0000	000000	100	816.35
064944	0005	01/09/2014	A	HS ROA Stu. Type A	03	006	1512	0000	000000	100	1,388.60
064944	0006	01/09/2014	A	Jr Hi Stu. Type A	03	006	1512	0000	000000	200	416.90
064944	0010	01/09/2014	A	Jr. Hi ROA Stu Type A	03	006	1512	0000	000000	200	618.45
064944	0011	01/09/2014	A	Eastern Stu. Type A	03	006	1512	0000	000000	300	370.30
064944	0015	01/09/2014	A	Eastern ROA Stu. Type A	03	006	1512	0000	000000	300	224.30
064944	0016	01/09/2014	A	Central Stu. Type A	03	006	1512	0000	000000	400	263.75
064944	0020	01/09/2014	A	Central ROA Stu. Type A	03	006	1512	0000	000000	400	304.60
064944	0021	01/09/2014	A	Western Stu. Type A	03	006	1512	0000	000000	500	174.50
064944	0025	01/09/2014	A	Western ROA Stu. Type A	03	006	1512	0000	000000	500	245.95
064954	0001	01/09/2014	A	Reimb NSF Check SK	03	006	1512	0000	000000	100	75.00
064952	0001	01/10/2014	A	HS Stu. Type A	03	006	1512	0000	000000	100	899.70
064952	0005	01/10/2014	A	HS ROA Stu. Type A	03	006	1512	0000	000000	100	371.45
064952	0006	01/10/2014	A	Jr Hi Stu. Type A	03	006	1512	0000	000000	200	389.40
064952	0010	01/10/2014	A	Jr. Hi ROA Stu Type A	03	006	1512	0000	000000	200	91.15-
064952	0011	01/10/2014	A	Eastern Stu. Type A	03	006	1512	0000	000000	300	354.20
064952	0015	01/10/2014	A	Eastern ROA Stu. Type A	03	006	1512	0000	000000	300	204.57
064952	0016	01/10/2014	A	Central Stu. Type A	03	006	1512	0000	000000	400	255.10
064952	0020	01/10/2014	A	Central ROA Stu. Type A	03	006	1512	0000	000000	400	75.10-
064952	0021	01/10/2014	A	Western Stu. Type A	03	006	1512	0000	000000	500	145.45
064952	0025	01/10/2014	A	Western ROA Stu. Type A	03	006	1512	0000	000000	500	32.10-
064959	0001	01/13/2014	A	HS Stu. Type A	03	006	1512	0000	000000	100	861.30
064959	0005	01/13/2014	A	HS ROA Stu. Type A	03	006	1512	0000	000000	100	321.46
064959	0006	01/13/2014	A	Jr Hi Stu. Type A	03	006	1512	0000	000000	200	430.85
064959	0010	01/13/2014	A	Jr. Hi ROA Stu Type A	03	006	1512	0000	000000	200	371.60
064959	0011	01/13/2014	A	Eastern Stu. Type A	03	006	1512	0000	000000	300	365.15
064959	0015	01/13/2014	A	Eastern ROA Stu. Type A	03	006	1512	0000	000000	300	40.40
064959	0016	01/13/2014	A	Central Stu. Type A	03	006	1512	0000	000000	400	257.05
064959	0020	01/13/2014	A	Central ROA Stu. Type A	03	006	1512	0000	000000	400	51.95
064959	0021	01/13/2014	A	Western Stu. Type A	03	006	1512	0000	000000	500	179.20
064959	0025	01/13/2014	A	Western ROA Stu. Type A	03	006	1512	0000	000000	500	99.60-
064961	0001	01/14/2014	A	HS Stu. Type A	03	006	1512	0000	000000	100	947.65
064961	0005	01/14/2014	A	HS ROA Stu. Type A	03	006	1512	0000	000000	100	88.10-
064961	0006	01/14/2014	A	Jr Hi Stu. Type A	03	006	1512	0000	000000	200	417.65
064961	0010	01/14/2014	A	Jr. Hi ROA Stu Type A	03	006	1512	0000	000000	200	24.80
064961	0011	01/14/2014	A	Eastern Stu. Type A	03	006	1512	0000	000000	300	360.85

STATUS (STS) CODES:

A-RECEIPT B-REFUND OF RECEIPT V-VOID REFUND OF RECEIPT X-REDUCTION OF EXPENDITURE
 C-APPROPRIATION OR BUDGET MODIFICATIONS D-EXPENSE/SUPPLIES DISTRIBUTION F-FUND TO FUND TRANSFER

TRANS NO	ITEM NO	TRANS DATE	STS	DESCRIPTION OR SOURCE	TI	FUND	RCPT	SPCC	SUBJ	OPU	TRANS AMOUNT
064961	0015	01/14/2014	A	Eastern ROA Stu. Type A	03	006	1512	0000	000000	300	72.45-
064961	0016	01/14/2014	A	Central Stu. Type A	03	006	1512	0000	000000	400	268.10
064961	0020	01/14/2014	A	Central ROA Stu. Type A	03	006	1512	0000	000000	400	2.30
064961	0021	01/14/2014	A	Western Stu. Type A	03	006	1512	0000	000000	500	216.95
064961	0025	01/14/2014	A	Western ROA Stu. Type A	03	006	1512	0000	000000	500	133.85-
064966	0001	01/15/2014	A	HS Stu. Type A	03	006	1512	0000	000000	100	806.95
064966	0005	01/15/2014	A	HS ROA Stu. Type A	03	006	1512	0000	000000	100	286.50-
064966	0006	01/15/2014	A	Jr Hi Stu. Type A	03	006	1512	0000	000000	200	407.10
064966	0010	01/15/2014	A	Jr. Hi ROA Stu Type A	03	006	1512	0000	000000	200	188.70-
064966	0011	01/15/2014	A	Eastern Stu. Type A	03	006	1512	0000	000000	300	347.90
064966	0015	01/15/2014	A	Eastern ROA Stu. Type A	03	006	1512	0000	000000	300	68.65
064966	0016	01/15/2014	A	Central Stu. Type A	03	006	1512	0000	000000	400	247.25
064966	0020	01/15/2014	A	Central ROA Stu. Type A	03	006	1512	0000	000000	400	77.35-
064966	0021	01/15/2014	A	Western Stu. Type A	03	006	1512	0000	000000	500	161.55
064966	0025	01/15/2014	A	Western ROA Stu. Type A	03	006	1512	0000	000000	500	43.58
064982	0001	01/16/2014	A	HS Stu. Type A	03	006	1512	0000	000000	100	861.55
064982	0005	01/16/2014	A	HS ROA Stu. Type A	03	006	1512	0000	000000	100	318.32-
064982	0006	01/16/2014	A	Jr Hi Stu. Type A	03	006	1512	0000	000000	200	422.60
064982	0010	01/16/2014	A	Jr. Hi ROA Stu Type A	03	006	1512	0000	000000	200	160.20-
064982	0011	01/16/2014	A	Eastern Stu. Type A	03	006	1512	0000	000000	300	310.95
064982	0015	01/16/2014	A	Eastern ROA Stu. Type A	03	006	1512	0000	000000	300	149.40-
064982	0016	01/16/2014	A	Central Stu. Type A	03	006	1512	0000	000000	400	229.95
064982	0020	01/16/2014	A	Central ROA Stu. Type A	03	006	1512	0000	000000	400	21.75
064982	0021	01/16/2014	A	Western Stu. Type A	03	006	1512	0000	000000	500	145.05
064982	0025	01/16/2014	A	Western ROA Stu. Type A	03	006	1512	0000	000000	500	24.30-
064989	0001	01/17/2014	A	HS Stu. Type A	03	006	1512	0000	000000	100	920.15
064989	0005	01/17/2014	A	HS ROA Stu. Type A	03	006	1512	0000	000000	100	670.00-
064989	0006	01/17/2014	A	Jr Hi Stu. Type A	03	006	1512	0000	000000	200	174.90
064989	0010	01/17/2014	A	Jr. Hi ROA Stu Type A	03	006	1512	0000	000000	200	7.98
064989	0011	01/17/2014	A	Eastern Stu. Type A	03	006	1512	0000	000000	300	394.25
064989	0015	01/17/2014	A	Eastern ROA Stu. Type A	03	006	1512	0000	000000	300	221.35-
064989	0016	01/17/2014	A	Central Stu. Type A	03	006	1512	0000	000000	400	251.95
064989	0020	01/17/2014	A	Central ROA Stu. Type A	03	006	1512	0000	000000	400	216.75-
064989	0021	01/17/2014	A	Western Stu. Type A	03	006	1512	0000	000000	500	425.40
064989	0025	01/17/2014	A	Western ROA Stu. Type A	03	006	1512	0000	000000	500	385.70-
065007	0001	01/21/2014	A	HS Stu. Type A	03	006	1512	0000	000000	100	865.05
065007	0005	01/21/2014	A	HS ROA Stu. Type A	03	006	1512	0000	000000	100	94.45-
065007	0006	01/21/2014	A	Jr Hi Stu. Type A	03	006	1512	0000	000000	200	425.10
065007	0010	01/21/2014	A	Jr. Hi ROA Stu Type A	03	006	1512	0000	000000	200	161.85
065007	0011	01/21/2014	A	Eastern Stu. Type A	03	006	1512	0000	000000	300	369.50
065007	0015	01/21/2014	A	Eastern ROA Stu. Type A	03	006	1512	0000	000000	300	85.50-
065007	0016	01/21/2014	A	Central Stu. Type A	03	006	1512	0000	000000	400	282.60
065007	0020	01/21/2014	A	Central ROA Stu. Type A	03	006	1512	0000	000000	400	81.25-
065007	0021	01/21/2014	A	Western Stu. Type A	03	006	1512	0000	000000	500	207.50

STATUS (STS) CODES:

A-RECEIPT B-REFUND OF RECEIPT V-VOID REFUND OF RECEIPT X-REDUCTION OF EXPENDITURE
 C-APPROPRIATION OR BUDGET MODIFICATIONS D-EXPENSE/SUPPLIES DISTRIBUTION F-FUND TO FUND TRANSFER

TRANS NO	ITEM NO	TRANS DATE	STS	DESCRIPTION OR SOURCE	TI	FUND	RCPT	SPEC	SUBJ	QTY	TRANS AMOUNT
065007	0025	01/21/2014	A	Western ROA Stu. Type A	03	006	1512	0000	000000	500	101.70-
065010	0001	01/22/2014	A	HS Stu. Type A	03	006	1512	0000	000000	100	813.45
065010	0005	01/22/2014	A	HS ROA Stu. Type A	03	006	1512	0000	000000	100	390.80-
065010	0006	01/22/2014	A	Jr Hi Stu. Type A	03	006	1512	0000	000000	200	404.85
065010	0010	01/22/2014	A	Jr. Hi ROA Stu Type A	03	006	1512	0000	000000	200	217.40-
065010	0011	01/22/2014	A	Eastern Stu. Type A	03	006	1512	0000	000000	300	362.80
065010	0015	01/22/2014	A	Eastern ROA Stu. Type A	03	006	1512	0000	000000	300	26.15
065010	0016	01/22/2014	A	Central Stu. Type A	03	006	1512	0000	000000	400	305.00
065010	0020	01/22/2014	A	Central ROA Stu. Type A	03	006	1512	0000	000000	400	218.22-
065010	0021	01/22/2014	A	Western Stu. Type A	03	006	1512	0000	000000	500	175.30
065010	0025	01/22/2014	A	Western ROA Stu. Type A	03	006	1512	0000	000000	500	28.45
064991	0001	01/29/2014	B	REFUND OF LUNCH ACCOUNT	03	006	1512	0000	000000	100	23.50-
065004	0001	01/29/2014	A	K. Bardroff Lunch to fees-HS	03	006	1512	0000	000000	100	32.50-
065024	0001	01/30/2014	A	HS Stu. Type A	03	006	1512	0000	000000	100	785.15
065024	0005	01/30/2014	A	HS ROA Stu. Type A	03	006	1512	0000	000000	100	327.50
065024	0006	01/30/2014	A	Jr Hi Stu. Type A	03	006	1512	0000	000000	200	402.40
065024	0010	01/30/2014	A	Jr. Hi ROA Stu Type A	03	006	1512	0000	000000	200	260.90-
065024	0011	01/30/2014	A	Eastern Stu. Type A	03	006	1512	0000	000000	300	359.30
065024	0015	01/30/2014	A	Eastern ROA Stu. Type A	03	006	1512	0000	000000	300	31.25-
065024	0016	01/30/2014	A	Central Stu. Type A	03	006	1512	0000	000000	400	266.90
065024	0020	01/30/2014	A	Central ROA Stu. Type A	03	006	1512	0000	000000	400	43.07
065024	0021	01/30/2014	A	Western Stu. Type A	03	006	1512	0000	000000	500	165.85
065024	0025	01/30/2014	A	Western ROA Stu. Type A	03	006	1512	0000	000000	500	12.15
065034	0006	01/31/2014	A	HS Lunch - Pay For It	03	006	1512	0000	000000	100	1,343.00
065034	0007	01/31/2014	A	Jr High Lunch - Pay For It	03	006	1512	0000	000000	200	781.00
065034	0008	01/31/2014	A	Eastern Lunch - Pay For It	03	006	1512	0000	000000	300	709.25
065034	0009	01/31/2014	A	Central Lunch - Pay For It	03	006	1512	0000	000000	400	599.85
065034	0010	01/31/2014	A	Western Lunch - Pay For It	03	006	1512	0000	000000	500	643.00
065035	0001	01/31/2014	A	HS Stu. Type A	03	006	1512	0000	000000	100	855.60
065035	0005	01/31/2014	A	HS ROA Stu. Type A	03	006	1512	0000	000000	100	61.60
065035	0006	01/31/2014	A	Jr Hi Stu. Type A	03	006	1512	0000	000000	200	375.80
065035	0010	01/31/2014	A	Jr. Hi ROA Stu Type A	03	006	1512	0000	000000	200	95.00-
065035	0011	01/31/2014	A	Eastern Stu. Type A	03	006	1512	0000	000000	300	360.85
065035	0015	01/31/2014	A	Eastern ROA Stu. Type A	03	006	1512	0000	000000	300	121.00-
065035	0016	01/31/2014	A	Central Stu. Type A	03	006	1512	0000	000000	400	268.45
065035	0020	01/31/2014	A	Central ROA Stu. Type A	03	006	1512	0000	000000	400	163.50-
065035	0021	01/31/2014	A	Western Stu. Type A	03	006	1512	0000	000000	500	196.90
065035	0025	01/31/2014	A	Western ROA Stu. Type A	03	006	1512	0000	000000	500	35.10
RCPT CODE SUB-TOTAL:											25,940.65
064936	0003	01/02/2014	A	HS Stu. Ala Carte	03	006	1513	0000	000000	100	358.27
064936	0008	01/02/2014	A	Jr. Hi Stu. Ala Carte	03	006	1513	0000	000000	200	183.20
064936	0013	01/02/2014	A	Eastern Stu. Ala Carte	03	006	1513	0000	000000	300	54.00

STATUS (STS) CODES:

A-RECEIPT B-REFUND OF RECEIPT V-VOID REFUND OF RECEIPT X-REDUCTION OF EXPENDITURE
 C-APPROPRIATION OR BUDGET MODIFICATIONS D-EXPENSE/SUPPLIES DISTRIBUTION F-FUND TO FUND TRANSFER

TRANS NO	ITEM NO	TRANS DATE	STS	DESCRIPTION OR SOURCE	TI	FUND	RCPT	SPCC	SUBJ	OPU	TRANS AMOUNT
064936	0018	01/02/2014	A	Central Stu. Ala Carte	03	006	1513	0000	000000	400	25.25
064936	0023	01/02/2014	A	Western Stu. Ala Carte	03	006	1513	0000	000000	500	16.50
064944	0003	01/09/2014	A	HS Stu. Ala Carte	03	006	1513	0000	000000	100	404.40
064944	0008	01/09/2014	A	Jr. Hi Stu. Ala Carte	03	006	1513	0000	000000	200	116.90
064944	0013	01/09/2014	A	Eastern Stu. Ala Carte	03	006	1513	0000	000000	300	47.75
064944	0018	01/09/2014	A	Central Stu. Ala Carte	03	006	1513	0000	000000	400	30.25
064944	0023	01/09/2014	A	Western Stu. Ala Carte	03	006	1513	0000	000000	500	20.00
064952	0003	01/10/2014	A	HS Stu. Ala Carte	03	006	1513	0000	000000	100	386.65
064952	0008	01/10/2014	A	Jr. Hi Stu. Ala Carte	03	006	1513	0000	000000	200	135.45
064952	0013	01/10/2014	A	Eastern Stu. Ala Carte	03	006	1513	0000	000000	300	46.85
064952	0018	01/10/2014	A	Central Stu. Ala Carte	03	006	1513	0000	000000	400	23.25
064952	0023	01/10/2014	A	Western Stu. Ala Carte	03	006	1513	0000	000000	500	22.10
064959	0003	01/13/2014	A	HS Stu. Ala Carte	03	006	1513	0000	000000	100	376.70
064959	0008	01/13/2014	A	Jr. Hi Stu. Ala Carte	03	006	1513	0000	000000	200	201.60
064959	0013	01/13/2014	A	Eastern Stu. Ala Carte	03	006	1513	0000	000000	300	55.00
064959	0018	01/13/2014	A	Central Stu. Ala Carte	03	006	1513	0000	000000	400	24.00
064959	0023	01/13/2014	A	Western Stu. Ala Carte	03	006	1513	0000	000000	500	19.75
064961	0003	01/14/2014	A	HS Stu. Ala Carte	03	006	1513	0000	000000	100	334.90
064961	0008	01/14/2014	A	Jr. Hi Stu. Ala Carte	03	006	1513	0000	000000	200	140.95
064961	0013	01/14/2014	A	Eastern Stu. Ala Carte	03	006	1513	0000	000000	300	72.50
064961	0018	01/14/2014	A	Central Stu. Ala Carte	03	006	1513	0000	000000	400	24.25
064961	0023	01/14/2014	A	Western Stu. Ala Carte	03	006	1513	0000	000000	500	25.75
064966	0003	01/15/2014	A	HS Stu. Ala Carte	03	006	1513	0000	000000	100	434.95
064966	0008	01/15/2014	A	Jr. Hi Stu. Ala Carte	03	006	1513	0000	000000	200	133.00
064966	0013	01/15/2014	A	Eastern Stu. Ala Carte	03	006	1513	0000	000000	300	73.50
064966	0018	01/15/2014	A	Central Stu. Ala Carte	03	006	1513	0000	000000	400	24.25
064966	0023	01/15/2014	A	Western Stu. Ala Carte	03	006	1513	0000	000000	500	21.50
064982	0003	01/16/2014	A	HS Stu. Ala Carte	03	006	1513	0000	000000	100	368.35
064982	0008	01/16/2014	A	Jr. Hi Stu. Ala Carte	03	006	1513	0000	000000	200	192.10
064982	0013	01/16/2014	A	Eastern Stu. Ala Carte	03	006	1513	0000	000000	300	56.65
064982	0018	01/16/2014	A	Central Stu. Ala Carte	03	006	1513	0000	000000	400	24.50
064982	0023	01/16/2014	A	Western Stu. Ala Carte	03	006	1513	0000	000000	500	24.25
064989	0003	01/17/2014	A	HS Stu. Ala Carte	03	006	1513	0000	000000	100	414.20
064989	0008	01/17/2014	A	Jr. Hi Stu. Ala Carte	03	006	1513	0000	000000	200	16.75
064989	0013	01/17/2014	A	Eastern Stu. Ala Carte	03	006	1513	0000	000000	300	67.50
064989	0018	01/17/2014	A	Central Stu. Ala Carte	03	006	1513	0000	000000	400	30.25
064989	0023	01/17/2014	A	Western Stu. Ala Carte	03	006	1513	0000	000000	500	151.10
065007	0003	01/21/2014	A	HS Stu. Ala Carte	03	006	1513	0000	000000	100	409.85
065007	0008	01/21/2014	A	Jr. Hi Stu. Ala Carte	03	006	1513	0000	000000	200	149.80
065007	0013	01/21/2014	A	Eastern Stu. Ala Carte	03	006	1513	0000	000000	300	51.80
065007	0018	01/21/2014	A	Central Stu. Ala Carte	03	006	1513	0000	000000	400	24.00
065007	0023	01/21/2014	A	Western Stu. Ala Carte	03	006	1513	0000	000000	500	21.75
065010	0003	01/22/2014	A	HS Stu. Ala Carte	03	006	1513	0000	000000	100	382.35
065010	0008	01/22/2014	A	Jr. Hi Stu. Ala Carte	03	006	1513	0000	000000	200	145.00

STATUS (STS) CODES:

A-RECEIPT B-REFUND OF RECEIPT V-VOID REFUND OF RECEIPT X-REDUCTION OF EXPENDITURE
 C-APPROPRIATION OR BUDGET MODIFICATIONS D-EXPENSE/SUPPLIES DISTRIBUTION F-FUND TO FUND TRANSFER

TRANS NO	ITEM NO	TRANS DATE	STS	DESCRIPTION OR SOURCE	TI	FUND	RCPT	SPCC	SUBJ	OPU	TRANS AMOUNT
065010	0013	01/22/2014	A	Eastern Stu. Ala Carte	03	006	1513	0000	000000	300	51.00
065010	0018	01/22/2014	A	Central Stu. Ala Carte	03	006	1513	0000	000000	400	25.25
065010	0023	01/22/2014	A	Western Stu. Ala Carte	03	006	1513	0000	000000	500	25.75
065024	0003	01/30/2014	A	HS Stu. Ala Carte	03	006	1513	0000	000000	100	438.40
065024	0008	01/30/2014	A	Jr. Hi Stu. Ala Carte	03	006	1513	0000	000000	200	155.40
065024	0013	01/30/2014	A	Eastern Stu. Ala Carte	03	006	1513	0000	000000	300	48.50
065024	0018	01/30/2014	A	Central Stu. Ala Carte	03	006	1513	0000	000000	400	21.75
065024	0023	01/30/2014	A	Western Stu. Ala Carte	03	006	1513	0000	000000	500	23.25
065035	0003	01/31/2014	A	HS Stu. Ala Carte	03	006	1513	0000	000000	100	397.25
065035	0008	01/31/2014	A	Jr. Hi Stu. Ala Carte	03	006	1513	0000	000000	200	176.75
065035	0013	01/31/2014	A	Eastern Stu. Ala Carte	03	006	1513	0000	000000	300	33.95
065035	0018	01/31/2014	A	Central Stu. Ala Carte	03	006	1513	0000	000000	400	20.00
065035	0023	01/31/2014	A	Western Stu. Ala Carte	03	006	1513	0000	000000	500	22.95
RCPT CODE SUB-TOTAL:											7,803.82
064936	0002	01/02/2014	A	HS Stu. Milk	03	006	1514	0000	000000	100	5.00
064936	0007	01/02/2014	A	Jr. Hi. Stu Milk	03	006	1514	0000	000000	200	3.00
064936	0012	01/02/2014	A	Eastern Stu. Milk	03	006	1514	0000	000000	300	1.50
064936	0017	01/02/2014	A	Central Stu. Milk	03	006	1514	0000	000000	400	2.50
064936	0022	01/02/2014	A	Western Stu. Milk	03	006	1514	0000	000000	500	2.00
064944	0002	01/09/2014	A	HS Stu. Milk	03	006	1514	0000	000000	100	15.00
064944	0007	01/09/2014	A	Jr. Hi. Stu Milk	03	006	1514	0000	000000	200	6.00
064944	0012	01/09/2014	A	Eastern Stu. Milk	03	006	1514	0000	000000	300	1.50
064944	0017	01/09/2014	A	Central Stu. Milk	03	006	1514	0000	000000	400	3.00
064944	0022	01/09/2014	A	Western Stu. Milk	03	006	1514	0000	000000	500	8.00
064952	0002	01/10/2014	A	HS Stu. Milk	03	006	1514	0000	000000	100	8.50
064952	0007	01/10/2014	A	Jr. Hi. Stu Milk	03	006	1514	0000	000000	200	6.50
064952	0012	01/10/2014	A	Eastern Stu. Milk	03	006	1514	0000	000000	300	2.00
064952	0017	01/10/2014	A	Central Stu. Milk	03	006	1514	0000	000000	400	5.00
064952	0022	01/10/2014	A	Western Stu. Milk	03	006	1514	0000	000000	500	5.00
064959	0002	01/13/2014	A	HS Stu. Milk	03	006	1514	0000	000000	100	7.00
064959	0007	01/13/2014	A	Jr. Hi. Stu Milk	03	006	1514	0000	000000	200	4.00
064959	0012	01/13/2014	A	Eastern Stu. Milk	03	006	1514	0000	000000	300	2.50
064959	0017	01/13/2014	A	Central Stu. Milk	03	006	1514	0000	000000	400	2.50
064959	0022	01/13/2014	A	Western Stu. Milk	03	006	1514	0000	000000	500	4.50
064961	0002	01/14/2014	A	HS Stu. Milk	03	006	1514	0000	000000	100	8.50
064961	0007	01/14/2014	A	Jr. Hi. Stu Milk	03	006	1514	0000	000000	200	5.00
064961	0012	01/14/2014	A	Eastern Stu. Milk	03	006	1514	0000	000000	300	1.00
064961	0017	01/14/2014	A	Central Stu. Milk	03	006	1514	0000	000000	400	2.50
064961	0022	01/14/2014	A	Western Stu. Milk	03	006	1514	0000	000000	500	4.00
064966	0002	01/15/2014	A	HS Stu. Milk	03	006	1514	0000	000000	100	10.00
064966	0007	01/15/2014	A	Jr. Hi. Stu Milk	03	006	1514	0000	000000	200	6.50
064966	0012	01/15/2014	A	Eastern Stu. Milk	03	006	1514	0000	000000	300	3.00

STATUS (STS) CODES:

A-RECEIPT B-REFUND OF RECEIPT V-VOID REFUND OF RECEIPT X-REDUCTION OF EXPENDITURE
 C-APPROPRIATION OR BUDGET MODIFICATIONS D-EXPENSE/SUPPLIES DISTRIBUTION F-FUND TO FUND TRANSFER

TRANS NO	ITEM NO	TRANS DATE	STS	DESCRIPTION OR SOURCE	TI	FUND	RCPT	SPEC	SUBJ	QTY	TRANS AMOUNT
064966	0017	01/15/2014	A	Central Stu. Milk	03	006	1514	0000	000000	400	2.00
064966	0022	01/15/2014	A	Western Stu. Milk	03	006	1514	0000	000000	500	6.50
064982	0002	01/16/2014	A	HS Stu. Milk	03	006	1514	0000	000000	100	8.00
064982	0007	01/16/2014	A	Jr. Hi. Stu Milk	03	006	1514	0000	000000	200	4.00
064982	0012	01/16/2014	A	Eastern Stu. Milk	03	006	1514	0000	000000	300	4.50
064982	0017	01/16/2014	A	Central Stu. Milk	03	006	1514	0000	000000	400	2.50
064982	0022	01/16/2014	A	Western Stu. Milk	03	006	1514	0000	000000	500	6.50
064989	0002	01/17/2014	A	HS Stu. Milk	03	006	1514	0000	000000	100	8.50
064989	0007	01/17/2014	A	Jr. Hi. Stu Milk	03	006	1514	0000	000000	200	7.50
064989	0012	01/17/2014	A	Eastern Stu. Milk	03	006	1514	0000	000000	300	1.50
064989	0017	01/17/2014	A	Central Stu. Milk	03	006	1514	0000	000000	400	3.00
064989	0022	01/17/2014	A	Western Stu. Milk	03	006	1514	0000	000000	500	4.00
065007	0002	01/21/2014	A	HS Stu. Milk	03	006	1514	0000	000000	100	9.00
065007	0007	01/21/2014	A	Jr. Hi. Stu Milk	03	006	1514	0000	000000	200	5.50
065007	0012	01/21/2014	A	Eastern Stu. Milk	03	006	1514	0000	000000	300	3.50
065007	0017	01/21/2014	A	Central Stu. Milk	03	006	1514	0000	000000	400	1.50
065007	0022	01/21/2014	A	Western Stu. Milk	03	006	1514	0000	000000	500	4.00
065010	0002	01/22/2014	A	HS Stu. Milk	03	006	1514	0000	000000	100	11.00
065010	0007	01/22/2014	A	Jr. Hi. Stu Milk	03	006	1514	0000	000000	200	7.50
065010	0012	01/22/2014	A	Eastern Stu. Milk	03	006	1514	0000	000000	300	2.00
065010	0017	01/22/2014	A	Central Stu. Milk	03	006	1514	0000	000000	400	2.00
065010	0022	01/22/2014	A	Western Stu. Milk	03	006	1514	0000	000000	500	5.50
065024	0002	01/30/2014	A	HS Stu. Milk	03	006	1514	0000	000000	100	12.00
065024	0007	01/30/2014	A	Jr. Hi. Stu Milk	03	006	1514	0000	000000	200	7.00
065024	0012	01/30/2014	A	Eastern Stu. Milk	03	006	1514	0000	000000	300	0.50
065024	0017	01/30/2014	A	Central Stu. Milk	03	006	1514	0000	000000	400	0.50
065024	0022	01/30/2014	A	Western Stu. Milk	03	006	1514	0000	000000	500	3.50
065035	0002	01/31/2014	A	HS Stu. Milk	03	006	1514	0000	000000	100	6.00
065035	0007	01/31/2014	A	Jr. Hi. Stu Milk	03	006	1514	0000	000000	200	8.00
065035	0012	01/31/2014	A	Eastern Stu. Milk	03	006	1514	0000	000000	300	1.00
065035	0017	01/31/2014	A	Central Stu. Milk	03	006	1514	0000	000000	400	2.50
065035	0022	01/31/2014	A	Western Stu. Milk	03	006	1514	0000	000000	500	4.50

RCPT CODE SUB-TOTAL: 291.00

064936	0004	01/02/2014	A	HS Adult Ala Carte	03	006	1523	0000	000000	100	30.05
064936	0009	01/02/2014	A	Jr. Hi Adult Ala Carte	03	006	1523	0000	000000	200	4.00
064936	0014	01/02/2014	A	Eastern Adult Ala Carte	03	006	1523	0000	000000	300	1.50
064936	0019	01/02/2014	A	Central Adult Ala Carte	03	006	1523	0000	000000	400	2.25
064936	0024	01/02/2014	A	Western Adult Ala Carte	03	006	1523	0000	000000	500	0.00
064944	0004	01/09/2014	A	HS Adult Ala Carte	03	006	1523	0000	000000	100	14.00
064944	0009	01/09/2014	A	Jr. Hi Adult Ala Carte	03	006	1523	0000	000000	200	17.50
064944	0014	01/09/2014	A	Eastern Adult Ala Carte	03	006	1523	0000	000000	300	5.25
064944	0019	01/09/2014	A	Central Adult Ala Carte	03	006	1523	0000	000000	400	8.75

STATUS (STS) CODES:

A-RECEIPT B-REFUND OF RECEIPT V-VOID REFUND OF RECEIPT X-REDUCTION OF EXPENDITURE
 C-APPROPRIATION OR BUDGET MODIFICATIONS D-EXPENSE/SUPPLIES DISTRIBUTION F-FUND TO FUND TRANSFER

TRANS NO	ITEM NO	TRANS DATE	STS	DESCRIPTION OR SOURCE	TI	FUND	RCPT	SPEC	SUBJ	OPU	TRANS AMOUNT
064944	0024	01/09/2014	A	Western Adult Ala Carte	03	006	1523	0000	000000	500	0.00
064952	0004	01/10/2014	A	HS Adult Ala Carte	03	006	1523	0000	000000	100	21.25
064952	0009	01/10/2014	A	Jr. Hi Adult Ala Carte	03	006	1523	0000	000000	200	18.75
064952	0014	01/10/2014	A	Eastern Adult Ala Carte	03	006	1523	0000	000000	300	3.50
064952	0019	01/10/2014	A	Central Adult Ala Carte	03	006	1523	0000	000000	400	20.30
064952	0024	01/10/2014	A	Western Adult Ala Carte	03	006	1523	0000	000000	500	3.75
064959	0004	01/13/2014	A	HS Adult Ala Carte	03	006	1523	0000	000000	100	12.00
064959	0009	01/13/2014	A	Jr. Hi Adult Ala Carte	03	006	1523	0000	000000	200	17.75
064959	0014	01/13/2014	A	Eastern Adult Ala Carte	03	006	1523	0000	000000	300	5.30
064959	0019	01/13/2014	A	Central Adult Ala Carte	03	006	1523	0000	000000	400	8.75
064959	0024	01/13/2014	A	Western Adult Ala Carte	03	006	1523	0000	000000	500	3.25
064961	0004	01/14/2014	A	HS Adult Ala Carte	03	006	1523	0000	000000	100	29.40
064961	0009	01/14/2014	A	Jr. Hi Adult Ala Carte	03	006	1523	0000	000000	200	6.25
064961	0014	01/14/2014	A	Eastern Adult Ala Carte	03	006	1523	0000	000000	300	0.25
064961	0019	01/14/2014	A	Central Adult Ala Carte	03	006	1523	0000	000000	400	5.65
064961	0024	01/14/2014	A	Western Adult Ala Carte	03	006	1523	0000	000000	500	0.00
064966	0004	01/15/2014	A	HS Adult Ala Carte	03	006	1523	0000	000000	100	19.00
064966	0009	01/15/2014	A	Jr. Hi Adult Ala Carte	03	006	1523	0000	000000	200	9.00
064966	0014	01/15/2014	A	Eastern Adult Ala Carte	03	006	1523	0000	000000	300	6.00
064966	0019	01/15/2014	A	Central Adult Ala Carte	03	006	1523	0000	000000	400	4.05
064966	0024	01/15/2014	A	Western Adult Ala Carte	03	006	1523	0000	000000	500	3.25
064982	0004	01/16/2014	A	HS Adult Ala Carte	03	006	1523	0000	000000	100	20.20
064982	0009	01/16/2014	A	Jr. Hi Adult Ala Carte	03	006	1523	0000	000000	200	12.30
064982	0014	01/16/2014	A	Eastern Adult Ala Carte	03	006	1523	0000	000000	300	10.30
064982	0019	01/16/2014	A	Central Adult Ala Carte	03	006	1523	0000	000000	400	16.90
064982	0024	01/16/2014	A	Western Adult Ala Carte	03	006	1523	0000	000000	500	3.25
064989	0004	01/17/2014	A	HS Adult Ala Carte	03	006	1523	0000	000000	100	28.15
064989	0009	01/17/2014	A	Jr. Hi Adult Ala Carte	03	006	1523	0000	000000	200	0.00
064989	0014	01/17/2014	A	Eastern Adult Ala Carte	03	006	1523	0000	000000	300	11.00
064989	0019	01/17/2014	A	Central Adult Ala Carte	03	006	1523	0000	000000	400	11.50
064989	0024	01/17/2014	A	Western Adult Ala Carte	03	006	1523	0000	000000	500	20.55
065007	0004	01/21/2014	A	HS Adult Ala Carte	03	006	1523	0000	000000	100	17.05
065007	0009	01/21/2014	A	Jr. Hi Adult Ala Carte	03	006	1523	0000	000000	200	9.00
065007	0014	01/21/2014	A	Eastern Adult Ala Carte	03	006	1523	0000	000000	300	9.65
065007	0019	01/21/2014	A	Central Adult Ala Carte	03	006	1523	0000	000000	400	3.75
065007	0024	01/21/2014	A	Western Adult Ala Carte	03	006	1523	0000	000000	500	0.00
065010	0004	01/22/2014	A	HS Adult Ala Carte	03	006	1523	0000	000000	100	14.05
065010	0009	01/22/2014	A	Jr. Hi Adult Ala Carte	03	006	1523	0000	000000	200	17.75
065010	0014	01/22/2014	A	Eastern Adult Ala Carte	03	006	1523	0000	000000	300	14.25
065010	0019	01/22/2014	A	Central Adult Ala Carte	03	006	1523	0000	000000	400	9.25
065010	0024	01/22/2014	A	Western Adult Ala Carte	03	006	1523	0000	000000	500	4.25
065024	0004	01/30/2014	A	HS Adult Ala Carte	03	006	1523	0000	000000	100	12.50
065024	0009	01/30/2014	A	Jr. Hi Adult Ala Carte	03	006	1523	0000	000000	200	6.50
065024	0014	01/30/2014	A	Eastern Adult Ala Carte	03	006	1523	0000	000000	300	7.00

STATUS (STS) CODES:

A-RECEIPT B-REFUND OF RECEIPT V-VOID REFUND OF RECEIPT X-REDUCTION OF EXPENDITURE
 C-APPROPRIATION OR BUDGET MODIFICATIONS D-EXPENSE/SUPPLIES DISTRIBUTION F-FUND TO FUND TRANSFER

TRANS NO	ITEM NO	TRANS DATE	STS	DESCRIPTION OR SOURCE	TI	FUND	RCPT	SPCC	SUBJ	OPU	TRANS AMOUNT
065024	0019	01/30/2014	A	Central Adult Ala Carte	03	006	1523	0000	000000	400	16.75
065024	0024	01/30/2014	A	Western Adult Ala Carte	03	006	1523	0000	000000	500	6.50
065035	0004	01/31/2014	A	HS Adult Ala Carte	03	006	1523	0000	000000	100	23.00
065035	0009	01/31/2014	A	Jr. H1 Adult Ala Carte	03	006	1523	0000	000000	200	13.25
065035	0014	01/31/2014	A	Eastern Adult Ala Carte	03	006	1523	0000	000000	300	2.75
065035	0019	01/31/2014	A	Central Adult Ala Carte	03	006	1523	0000	000000	400	16.30
065035	0024	01/31/2014	A	Western Adult Ala Carte	03	006	1523	0000	000000	500	0.00
RCPT CODE SUB-TOTAL:											618.45
064955	0001	01/09/2014	A	Coke Commission Food Service	03	006	1851	0000	000000	000	130.79
064983	0001	01/16/2014	A	Coke Commission Food Service	03	006	1851	0000	000000	000	135.31
RCPT CODE SUB-TOTAL:											266.10
064933	0001	01/02/2014	A	State Lunch Reimb Dec-Central	03	006	3200	0000	000000	400	219.77
064933	0002	01/02/2014	A	State Lunch Reimb Nov - East	03	006	3200	0000	000000	300	256.39
064933	0003	01/02/2014	A	State Lunch Reimb Nov - HS	03	006	3200	0000	000000	100	378.49
064933	0004	01/02/2014	A	State Lunch Reimb Nov JH	03	006	3200	0000	000000	200	207.55
064933	0005	01/02/2014	A	State Lunch Reimb Nov Western	03	006	3200	0000	000000	500	158.72
064933	0006	01/02/2014	A	Rec #64895 correction	03	006	3200	0000	000000	400	1,220.92-
064984	0001	01/16/2014	A	State Lunch Reimb Jan-Central	03	006	3200	0000	000000	400	227.99
064984	0002	01/16/2014	A	State Lunch Reimb Jan- East	03	006	3200	0000	000000	300	333.18
064984	0003	01/16/2014	A	State Lunch Reimb Jan- HS	03	006	3200	0000	000000	100	255.76
064984	0004	01/16/2014	A	State Lunch Reimb Jan JH	03	006	3200	0000	000000	200	219.77
064984	0005	01/16/2014	A	State Lunch Reimb Jan Western	03	006	3200	0000	000000	500	184.22
RCPT CODE SUB-TOTAL:											1,220.92
064934	0001	01/02/2014	A	Federal Reimb Lunch High	03	006	4120	0000	000000	100	7,367.18
064934	0002	01/02/2014	A	Federal Reimb Lunch Jr High	03	006	4120	0000	000000	200	5,172.89
064934	0003	01/02/2014	A	Federal Reimb Lunch Central	03	006	4120	0000	000000	400	5,469.81
064934	0004	01/02/2014	A	Federal Reimb Lunch East	03	006	4120	0000	000000	300	6,901.59
064934	0005	01/02/2014	A	Federal Reimb Lunch Western	03	006	4120	0000	000000	500	3,691.41
064934	0006	01/02/2014	A	Fed Reimb Breakfast - High	03	006	4120	0000	000000	100	183.78
064934	0007	01/02/2014	A	Federal Reimb Breakfast - Jr H	03	006	4120	0000	000000	200	335.22
064934	0008	01/02/2014	A	Federal Reimb Break - Central	03	006	4120	0000	000000	400	865.69
064934	0009	01/02/2014	A	Federal Reimb Break - East	03	006	4120	0000	000000	300	1,073.79
064934	0010	01/02/2014	A	Federal Reimb Break - Western	03	006	4120	0000	000000	500	563.46
064934	0011	01/02/2014	A	Rec # 64896 Correction	03	006	4120	0000	000000	100	31,624.82-
RCPT CODE SUB-TOTAL:											0.00
FUND CODE SUB-TOTAL:											36,968.69

STATUS (STS) CODES:

A-RECEIPT B-REFUND OF RECEIPT V-VOID REFUND OF RECEIPT X-REDUCTION OF EXPENDITURE
 C-APPROPRIATION OR BUDGET MODIFICATIONS D-EXPENSE/SUPPLIES DISTRIBUTION F-FUND TO FUND TRANSFER

TRANS NO	ITEM NO	TRANS DATE	STS	DESCRIPTION OR SOURCE	TI	FUND	RCPT	SPEC	SUBJ	OPU	TRANS AMOUNT	
065042	0003	01/31/2014	A	Richland Bank August Interest	03	007	1410	9800	000000	000	1.13	
											RCPT CODE SUB-TOTAL:	1.13
											FUND CODE SUB-TOTAL:	1.13
065042	0004	01/31/2014	A	Richland Bank Aug Interest	03	007	1410	9901	000000	000	0.19	
											RCPT CODE SUB-TOTAL:	0.19
											FUND CODE SUB-TOTAL:	0.19
064946	0001	01/10/2014	A	GiveBack Program check	03	018	1690	9100	000000	000	20.69	
065028	0002	01/31/2014	A	HS Agenda Book sale	03	018	1690	9100	000000	000	5.00	
											RCPT CODE SUB-TOTAL:	25.69
											FUND CODE SUB-TOTAL:	25.69
065025	0001	01/27/2014	A	JH Jeans day payments	03	018	1620	9200	000000	000	226.00	
											RCPT CODE SUB-TOTAL:	226.00
064955	0002	01/09/2014	A	Coke Commission Jr High	03	018	1690	9200	000000	000	27.54	
064955	0005	01/09/2014	A	Coke Commission Jr High	03	018	1690	9200	000000	000	0.00	
064983	0002	01/16/2014	A	Coke Commission Jr High	03	018	1690	9200	000000	000	19.98	
064983	0005	01/16/2014	A	Coke Commission Jr High	03	018	1690	9200	000000	000	0.00	
											RCPT CODE SUB-TOTAL:	47.52
											FUND CODE SUB-TOTAL:	273.52
064955	0004	01/09/2014	A	Coke Commission East	03	018	1690	9300	000000	000	23.36	
064983	0004	01/16/2014	A	Coke Commission East	03	018	1690	9300	000000	000	0.00	
											RCPT CODE SUB-TOTAL:	23.36
											FUND CODE SUB-TOTAL:	23.36

STATUS (STS) CODES:

A-RECEIPT B-REFUND OF RECEIPT V-VOID REFUND OF RECEIPT X-REDUCTION OF EXPENDITURE
 C-APPROPRIATION OR BUDGET MODIFICATIONS D-EXPENSE/SUPPLIES DISTRIBUTION F-FUND TO FUND TRANSFER

TRANS NO	ITEM NO	TRANS DATE	STS	DESCRIPTION OR SOURCE	TI	FUND	RCPT	SPCC	SUBJ	OPU	TRANS AMOUNT
064943	0001	01/09/2014	A	BoxTop Check	03	018	1690	9301	000000	300	3,030.20
064943	0002	01/09/2014	A	Lost Book Fee	03	018	1690	9301	000000	300	14.00
RCPT CODE SUB-TOTAL:											3,044.20
FUND CODE SUB-TOTAL:											3,044.20
064960	0001	01/14/2014	A	Central Coke Comm	03	018	1630	9400	000000	000	11.94
065006	0002	01/21/2014	A	Central Fees Princ	03	018	1630	9400	000000	000	8.00
065036	0002	01/30/2014	A	Central Fees- Princ	03	018	1630	9400	000000	000	8.00
065040	0002	01/31/2014	A	Central Fees - Princ	03	018	1630	9400	000000	000	6.00
RCPT CODE SUB-TOTAL:											33.94
064990	0001	01/17/2014	A	Heidelberg Univ - student teac	03	018	1690	9400	000000	000	150.00
RCPT CODE SUB-TOTAL:											150.00
FUND CODE SUB-TOTAL:											183.94
064960	0003	01/14/2014	A	Central Box Tops of Education	03	018	1890	9401	000000	000	1,236.20
064970	0001	01/15/2014	A	Central Lost Library book	03	018	1890	9401	000000	000	3.24
064985	0002	01/16/2014	A	Central Fees Principals	03	018	1890	9401	000000	000	4.95
065040	0001	01/31/2014	A	Central Lost Library Book	03	018	1890	9401	000000	000	3.99
RCPT CODE SUB-TOTAL:											1,248.38
FUND CODE SUB-TOTAL:											1,248.38
064935	0004	01/02/2014	A	Western Fees - Princ	03	018	1630	9500	000000	000	10.00
064940	0002	01/09/2014	A	Western Fees - Princ	03	018	1630	9500	000000	000	50.00
064945	0002	01/09/2014	A	Western Fees - Princ	03	018	1630	9500	000000	000	20.00
064956	0002	01/13/2014	A	Western Fees Princ	03	018	1630	9500	000000	000	10.00
064974	0002	01/16/2014	A	Western Fees- Princ	03	018	1630	9500	000000	000	10.00
064975	0002	01/16/2014	A	Western Fees- Princ	03	018	1630	9500	000000	000	10.00
064986	0002	01/17/2014	A	Western Fees - Princ	03	018	1630	9500	000000	000	10.00
065001	0002	01/22/2014	A	Western Fees - Princ	03	018	1630	9500	000000	000	17.00
065037	0002	01/30/2014	A	Western Fees - Princ	03	018	1630	9500	000000	000	10.00
065039	0002	01/31/2014	A	Western Fees - Princ	03	018	1630	9500	000000	000	20.00
RCPT CODE SUB-TOTAL:											167.00

STATUS (STS) CODES:

A-RECEIPT B-REFUND OF RECEIPT V-VOID REFUND OF RECEIPT X-REDUCTION OF EXPENDITURE
 C-APPROPRIATION OR BUDGET MODIFICATIONS D-EXPENSE/SUPPLIES DISTRIBUTION F-FUND TO FUND TRANSFER

DATE: 02/04/2014
TIME: 14:58

LEXINGTON LOCAL SCHOOLS
TRANS. BY FUND/RCPT, ALL FUNDS
DATES 01/01/2014 THRU 01/31/2014
SORTED BY TRANSACTION DATE

PAGE: 17
(RECLED)

TRANS NO	ITEM NO	TRANS DATE	STS	DESCRIPTION OR SOURCE	TI	FUND	RCPT	SPEC	SUBJ	DFU	TRANS AMOUNT
064955	0003	01/09/2014	A	Coke Commission Wester	03	018	1690	9500	000000	000	37.74
064983	0003	01/16/2014	A	Coke Commission Wester	03	018	1690	9500	000000	000	0.00
RCPT CODE SUB-TOTAL:											37.74
FUND CODE SUB-TOTAL:											204.74
064951	0001	01/10/2014	A	Western Box Top Check	03	018	1890	9501	000000	000	2,458.10
065038	0001	01/31/2014	A	Western Lost Library Book fee	03	018	1890	9501	000000	000	15.00
RCPT CODE SUB-TOTAL:											2,473.10
FUND CODE SUB-TOTAL:											2,473.10
064962	0003	01/15/2014	A	PTD Recycling-Central	03	019	1890	9121	000000	000	10.76
RCPT CODE SUB-TOTAL:											10.76
FUND CODE SUB-TOTAL:											10.76
064962	0001	01/15/2014	A	PTD Recycling-Eastern	03	019	1890	9122	000000	000	10.76
RCPT CODE SUB-TOTAL:											10.76
FUND CODE SUB-TOTAL:											10.76
064962	0002	01/15/2014	A	PTD Recycling-Western	03	019	1890	9123	000000	000	10.76
RCPT CODE SUB-TOTAL:											10.76
FUND CODE SUB-TOTAL:											10.76
065043	0001	01/22/2014	A	Wrestling Tour Adm 1/22	03	022	1615	9601	000000	000	889.00
065044	0001	01/29/2014	A	Wrestling Tour Adm 1/29	03	022	1615	9601	000000	000	1,584.00
RCPT CODE SUB-TOTAL:											2,473.00
FUND CODE SUB-TOTAL:											2,473.00

STATUS (STS) CODES:

A-RECEIPT B-REFUND OF RECEIPT V-VOID REFUND OF RECEIPT X-REDUCTION OF EXPENDITURE
C-APPROPRIATION OR BUDGET MODIFICATIONS D-EXPENSE/SUPPLIES DISTRIBUTION F-FUND TO FUND TRANSFER

DATE: 02/04/2014
TIME: 14:58

LEXINGTON LOCAL SCHOOLS
TRANS. BY FUND/RCPT, ALL FUNDS
DATES 01/01/2014 THRU 01/31/2014
SORTED BY TRANSACTION DATE

PAGE: 18
(RECLE)

TRANS NO	ITEM NO	TRANS DATE	STS	DESCRIPTION OR SOURCE	TI	FUND	RCPT	SPCC	SUBJ	OPU	TRANS AMOUNT
065042	0002	01/31/2014	A	Richland Bank August Int. 024	03	024	1410	0000	000000	000	144.63
RCPT CODE SUB-TOTAL:											144.63
064981	0001	01/16/2014	A	Heck Jan Insurance pymt	03	024	1872	0000	000000	000	1,503.51
064967	0001	01/17/2014	A	Employees' Premiums Jan 2014	03	024	1872	0000	000000	000	41,597.26
064968	0001	01/17/2014	A	Board's Premiums Jan 2014	03	024	1872	0000	000000	000	264,985.81
RCPT CODE SUB-TOTAL:											308,086.58
FUND CODE SUB-TOTAL:											308,231.21
064973	0001	01/16/2014	A	HS Spanish Club T-Shirts	03	200	1630	9107	000000	000	10.00
RCPT CODE SUB-TOTAL:											10.00
FUND CODE SUB-TOTAL:											10.00
064935	0002	01/02/2014	A	Lex Express Edition sales	03	200	1620	9120	000000	000	65.05
RCPT CODE SUB-TOTAL:											65.05
FUND CODE SUB-TOTAL:											65.05
065026	0001	01/27/2014	A	JH PE Vending	03	300	1620	9206	000000	000	300.00
RCPT CODE SUB-TOTAL:											300.00
FUND CODE SUB-TOTAL:											300.00
064937	0002	01/02/2014	A	Adj for program sales correcti	03	300	1610	9600	000000	000	348.00-
064938	0001	01/06/2014	A	Boys BB Adm 1/4	03	300	1610	9600	000000	000	1,318.00
064947	0001	01/10/2014	A	JV/Var Girls BB Adm 1/9	03	300	1610	9600	000000	000	451.00
064958	0001	01/13/2014	A	JV/Var Boys BB Adm 1/10	03	300	1610	9600	000000	000	1,659.00
064969	0001	01/14/2014	A	JH Girls BB Adm 1/13	03	300	1610	9600	000000	000	186.00
064971	0001	01/15/2014	A	FR Boys Adm 1/14	03	300	1610	9600	000000	000	111.00
064972	0001	01/15/2014	A	JV/Var Girls BB Adm 1/14	03	300	1610	9600	000000	000	317.00
064978	0001	01/16/2014	A	JH Girls BB Adm 1/15	03	300	1610	9600	000000	000	156.00
064980	0001	01/16/2014	A	Wrestling Adm 1/15	03	300	1610	9600	000000	000	495.00
064987	0001	01/17/2014	A	Swim Meet Adm 1/16	03	300	1610	9600	000000	000	92.00

STATUS (STS) CODES:

A-RECEIPT B-REFUND OF RECEIPT V-VOID REFUND OF RECEIPT X-REDUCTION OF EXPENDITURE
C-APPROPRIATION OR BUDGET MODIFICATIONS D-EXPENSE/SUPPLIES DISTRIBUTION F-FUND TO FUND TRANSFER

TRANS NO	ITEM NO	TRANS DATE	STS	DESCRIPTION OR SOURCE	TI	FUND	RCPT	SPCC	SUBJ	OPU	TRANS AMOUNT
064988	0001	01/17/2014	A	JV/Var Girls BB adm 1/16	03	300	1610	9600	000000	000	339.00
064995	0001	01/21/2014	A	Wrestling Meed Adm 1/18	03	300	1610	9600	000000	000	504.00
064998	0001	01/21/2014	A	Boys BB Adm 1/18	03	300	1610	9600	000000	000	1,089.00
065008	0001	01/22/2014	A	FR Boys BB Adm 1/21	03	300	1610	9600	000000	000	92.00
065011	0001	01/23/2014	A	Swim Meet Adm 1/21	03	300	1610	9600	000000	000	65.00
065013	0001	01/29/2014	A	Central Elem Presale 1/18	03	300	1610	9600	000000	000	24.00
065014	0001	01/29/2014	A	Swim Meet Adm 1/23	03	300	1610	9600	000000	000	112.00
065015	0001	01/29/2014	A	JV/Var Girls BB Adm 1/28	03	300	1610	9600	000000	000	434.00
065020	0001	01/30/2014	A	JH Girls BB Adm 1/22	03	300	1610	9600	000000	000	178.00
065030	0001	01/31/2014	A	FR Boys BB Adm 1/30	03	300	1610	9600	000000	000	129.00
RCPT CODE SUB-TOTAL:											7,403.00
064937	0001	01/02/2014	A	BB Program Sales	03	300	1620	9600	000000	000	348.00
064938	0002	01/06/2014	A	Boy BB Program sales 1/4	03	300	1620	9600	000000	000	128.00
064947	0002	01/10/2014	A	Girls BB program sales 1/9	03	300	1620	9600	000000	000	22.00
064958	0002	01/13/2014	A	JV/Var Boys Prog sales 1/10	03	300	1620	9600	000000	000	98.00
064972	0002	01/15/2014	A	JV/Var Girls BB program sales	03	300	1620	9600	000000	000	6.00
064988	0002	01/17/2014	A	JV/Var Girls BB programs 1/19	03	300	1620	9600	000000	000	19.00
064998	0002	01/21/2014	A	Boys BB Programs 1/18	03	300	1620	9600	000000	000	78.00
RCPT CODE SUB-TOTAL:											699.00
064941	0001	01/09/2014	A	Uniform Rummage Sale	03	300	1690	9600	000000	000	155.00
065009	0001	01/22/2014	A	2014 Track Invt Entry - Woost	03	300	1690	9600	000000	000	170.00
065012	0001	01/23/2014	A	2013/14 Program Ad Sales	03	300	1690	9600	000000	000	535.00
065016	0001	01/29/2014	A	2013/14 Program Ad Sales	03	300	1690	9600	000000	000	600.00
065021	0001	01/30/2014	A	2013/14 Program Ad Sales	03	300	1690	9600	000000	000	325.00
065023	0001	01/30/2014	A	2013/14 Program Ad Sales	03	300	1690	9600	000000	000	605.00
065031	0001	01/31/2014	A	2013/14 Program Ad Sales	03	300	1690	9600	000000	000	160.00
RCPT CODE SUB-TOTAL:											2,550.00
065022	0001	01/30/2014	A	Restelli Ath Dept Donation	03	300	1820	9600	000000	000	500.00
065032	0001	01/31/2014	A	Boys BB Booster Donation	03	300	1820	9600	000000	000	400.00
RCPT CODE SUB-TOTAL:											900.00
FUND CODE SUB-TOTAL:											11,552.00
064996	0001	01/21/2014	A	RttI Revenue	03	506	4220	9014	000000	000	4,794.97
RCPT CODE SUB-TOTAL:											4,794.97

STATUS (STS) CODES:

A-RECEIPT B-REFUND OF RECEIPT V-VOID REFUND OF RECEIPT X-REDUCTION OF EXPENDITURE
 C-APPROPRIATION OR BUDGET MODIFICATIONS D-EXPENSE/SUPPLIES DISTRIBUTION F-FUND TO FUND TRANSFER

DATE: 02/04/2014
TIME: 14:58

LEXINGTON LOCAL SCHOOLS
TRANS. BY FUND/RCPT, ALL FUNDS
DATES 01/01/2014 THRU 01/31/2014
SORTED BY TRANSACTION DATE

PAGE: 26
(RECEIVED)

TRANS NO	ITEM NO	TRANS DATE	STS	DESCRIPTION OR SOURCE	TI	FUND	RCPT	SPCC	SUBJ	OFU	TRANS AMOUNT	
											FUND CODE SUB-TOTAL:	4,794.97
065000	0001	01/22/2014	A	IDEA-B Revenue	03	516	4220	9014	000000	000	41,848.18	
											RCPT CODE SUB-TOTAL:	41,848.18
											FUND CODE SUB-TOTAL:	41,848.18
064997	0001	01/21/2014	A	Title I Revenue	03	572	4220	9014	000000	000	24,634.66	
											RCPT CODE SUB-TOTAL:	24,634.66
											FUND CODE SUB-TOTAL:	24,634.66
064999	0001	01/22/2014	A	Title II-A Revenue	03	590	4220	9014	000000	000	4,133.32	
											RCPT CODE SUB-TOTAL:	4,133.32
											FUND CODE SUB-TOTAL:	4,133.32
											GRAND TOTAL:	1,285,783.89

STATUS (STS) CODES:

A-RECEIPT B-REFUND OF RECEIPT V-VOID REFUND OF RECEIPT X-REDUCTION OF EXPENDITURE
C-APPROPRIATION OR BUDGET MODIFICATIONS D-EXPENSE/SUPPLIES DISTRIBUTION F-FUND TO FUND TRANSFER

LEXINGTON LOCAL SCHOOLS
 Revenue Account Summary
 SORTED BY FUND-SCC

Est. Receipts
FYTD
 Receivable

FYTD
Actual
 Receipts

	<u>FYTD</u> Receivable	<u>FYTD</u> Actual Receipts	MTD Actual Receipts	YTD Actual Receipts	FYTD Balance Receivable	FYTD Percent Received
*****TOTAL FOR FUND-SCC 001 0000 (GENERAL FUND):	22,498,948.00	11,653,622.28	843,224.61	843,224.61	10,845,325.72	51.80
*****TOTAL FOR FUND-SCC 001 9412 (GENERAL BUDGET RESERVE SET-ASIDE-1%/BWC):	0.00	0.00	0.00	0.00	0.00	0.00
*****TOTAL FOR FUND-SCC 001 9800 (FINGERPRINT PAYMENT CLEARING ACCOUNT):	1,607.74-	1,607.74-	0.00	0.00	0.00	100.00
*****TOTAL FOR FUND-SCC 002 0000 (BOND RETIREMENT FUND):	0.00	0.00	0.00	0.00	0.00	0.00
*****TOTAL FOR FUND-SCC 003 0000 (PERMANENT IMPROVEMENT FUND):	600,000.00	313,190.19	37.67	37.67	286,809.81	52.20
*****TOTAL FOR FUND-SCC 006 0000 (FOOD SERVICE FUND):	870,000.00	400,554.78	36,968.69	36,968.69	469,445.22	46.04
*****TOTAL FOR FUND-SCC 007 9003 (FRAN & WARREN RUFF SCHOLARSHIP):	0.00	0.00	0.00	0.00	0.00	0.00
*****TOTAL FOR FUND-SCC 007 9800 (TERRY McCAMMON SCHOLARSHIP FUND):	12.00	7.98	1.13	1.13	4.02	66.50
*****TOTAL FOR FUND-SCC 007 9801 (MINUTEMAN ALUMNI SCHOLARSHIP FUND):	2.00	1.34	0.19	0.19	0.66	67.00
*****TOTAL FOR FUND-SCC 007 9999 (LEXINGTON SCHOOLS TRUST FUND):	0.00	0.00	0.00	0.00	0.00	0.00

*** NOTE!! ONLY ACTIVE ACCOUNTS HAVE BEEN SELECTED, TOTALS MAY EXCLUDE AMOUNTS THAT ARE RELATED TO INACTIVE ACCOUNTS. ***

	FYTD Receivable	FYTD Actual Receipts	MTD Actual Receipts	YTD Actual Receipts	FYTD Balance Receivable	FYTD Percent Received
*****TOTAL FOR FUND-SCC 018 9100 (HIGH SCHOOL PRINCIPAL'S FUND):	7,700.00	5,969.83	25.69	25.69	1,730.17	77.53
*****TOTAL FOR FUND-SCC 018 9200 (JUNIOR HIGH PRINCIPAL'S FUND):	6,700.00	7,182.21	273.52	273.52	482.21-	107.20
*****TOTAL FOR FUND-SCC 018 9300 (EASTERN PRINCIPAL'S FUND):	8,300.00	2,748.70	23.36	23.36	5,551.30	33.12
*****TOTAL FOR FUND-SCC 018 9301 (EASTERN ELEMENTARY BOOKFAIR/BOXTOPS FUND):	6,300.00	3,054.20	3,044.20	3,044.20	3,245.80	48.48
*****TOTAL FOR FUND-SCC 018 9400 (CENTRAL PRINCIPAL'S FUND):	3,200.00	4,151.05	183.94	183.94	951.05-	129.72
*****TOTAL FOR FUND-SCC 018 9401 (CENTRAL ELEMENTARY BOOKFAIR FUND):	5,800.00	5,166.60	1,248.38	1,248.38	633.40	89.08
*****TOTAL FOR FUND-SCC 018 9500 (WESTERN PRINCIPAL'S FUND):	6,500.00	4,647.07	204.74	204.74	1,852.93	71.49
*****TOTAL FOR FUND-SCC 018 9501 (WESTERN ELEMENTARY BOOKFAIR/BOXTOPS FUND):	6,000.00	5,645.18	2,473.10	2,473.10	354.82	94.09
*****TOTAL FOR FUND-SCC 018 9502 (HIGH SCHOOL ACADEMIC BOOSTERS FUND):	0.00	0.00	0.00	0.00	0.00	0.00
*****TOTAL FOR FUND-SCC 018 9901 (JUNIOR HIGH TEACHER ADVISORY FUND):	0.00	0.00	0.00	0.00	0.00	0.00

*** NOTE!! ONLY ACTIVE ACCOUNTS HAVE BEEN SELECTED, TOTALS MAY EXCLUDE AMOUNTS THAT ARE RELATED TO INACTIVE ACCOUNTS. ***

LEXINGTON LOCAL SCHOOLS
 Revenue Account Summary
 SORTED BY FUND-SCC

	FYTD Receivable	FYTD Actual Receipts	MTD Actual Receipts	YTD Actual Receipts	FYTD Balance Receivable	FYTD Percent Received
*****TOTAL FOR FUND-SCC 019 9001 (ACADEMIC BOOSTERS GRANTS):	0.00	0.00	0.00	0.00	0.00	0.00
*****TOTAL FOR FUND-SCC 019 9100 (RICHLAND FOUNDATION GRANT-J.CHAMBERS(EASTERN)):	0.00	0.00	0.00	0.00	0.00	0.00
*****TOTAL FOR FUND-SCC 019 9101 (RICHLAND FOUNDATION GRANT-D.LANTZ (EASTERN)):	0.00	0.00	0.00	0.00	0.00	0.00
*****TOTAL FOR FUND-SCC 019 9102 (RICHLAND FOUNDATION GRANT-E.FINLEY (CENTRAL)):	0.00	0.00	0.00	0.00	0.00	0.00
*****TOTAL FOR FUND-SCC 019 9103 (WALMART CHARACTER ED MUSIC GRANT - EASTERN):	0.00	0.00	0.00	0.00	0.00	0.00
*****TOTAL FOR FUND-SCC 019 9121 (CENTRAL ELEMENTARY PTO GRANTS):	2,000.00	127.76	10.76	10.76	1,872.22	6.39
*****TOTAL FOR FUND-SCC 019 9122 (EASTERN ELEMENTARY PTO GRANTS):	2,000.00	127.74	10.76	10.76	1,872.26	6.39
*****TOTAL FOR FUND-SCC 019 9123 (WESTERN ELEMENTARY PTO GRANTS):	2,000.00	127.77	10.76	10.76	1,872.23	6.39
*****TOTAL FOR FUND-SCC 019 9200 (RICHLAND COUNTY FOUNDATION GRANT PLAYGROUND):	0.00	0.00	0.00	0.00	0.00	0.00
*****TOTAL FOR FUND-SCC 019 9201 (RICHLAND COUNTY FOUNDATION GRANT CENTRAL PRID):	0.00	0.00	0.00	0.00	0.00	0.00

*** NOTE!! ONLY ACTIVE ACCOUNTS HAVE BEEN SELECTED, TOTALS MAY EXCLUDE AMOUNTS THAT ARE RELATED TO INACTIVE ACCOUNTS. ***

	FYTD Receivable	FYTD Actual Receipts	MTD Actual Receipts	YTD Actual Receipts	FYTD Balance Receivable	FYTD Percent Received
*****TOTAL FOR FUND-SCC 019 9303 (OHIO POWER GRANT (BERRY)):	300.00	300.00	0.00	0.00	0.00	100.00
*****TOTAL FOR FUND-SCC 019 9616 (WALMART TEACHER OF THE YEAR-DANIELLE SAVAGE):	0.00	0.00	0.00	0.00	0.00	0.00
*****TOTAL FOR FUND-SCC 022 9601 (OHSAA TOURNAMENT AGENCY FUND):	60,000.00	7,054.11	2,473.00	2,473.00	52,945.89	11.76
*****TOTAL FOR FUND-SCC 024 0000 (EMPLOYEE BENEFITS FUND FOR MEDICAL/DENTAL):	3,301,500.00	1,785,003.52	308,231.21	308,231.21	1,516,496.48	54.07
*****TOTAL FOR FUND-SCC 200 9011 (CLASS OF 2011):	0.00	0.00	0.00	0.00	0.00	0.00
*****TOTAL FOR FUND-SCC 200 9012 (CLASS OF 2012):	0.00	0.00	0.00	0.00	0.00	0.00
*****TOTAL FOR FUND-SCC 200 9101 (HIGH SCHOOL ART CLUB):	0.00	0.00	0.00	0.00	0.00	0.00
*****TOTAL FOR FUND-SCC 200 9102 (HIGH SCHOOL DRAMA CLUB):	6,000.00	3,702.00	0.00	0.00	2,298.00	61.70
*****TOTAL FOR FUND-SCC 200 9103 (HIGH SCHOOL MATH CLUB):	100.00	100.00	0.00	0.00	0.00	100.00
*****TOTAL FOR FUND-SCC 200 9104 (HIGH SCHOOL LEADERSHIP COUNCIL):	0.00	0.00	0.00	0.00	0.00	0.00

*** NOTE!! ONLY ACTIVE ACCOUNTS HAVE BEEN SELECTED, TOTALS MAY EXCLUDE AMOUNTS THAT ARE RELATED TO INACTIVE ACCOUNTS. ***

LEXINGTON LOCAL SCHOOLS
 Revenue Account Summary
 SORTED BY FUND-SCC

	FYTD Receivable	FYTD Actual Receipts	MTD Actual Receipts	YTD Actual Receipts	FYTD Balance Receivable	FYTD Percent Received
*****TOTAL FOR FUND-SCC 200 9105 (HIGH SCHOOL FRENCH CLUB):	0.00	298.00	0.00	0.00	298.00-	0.00
*****TOTAL FOR FUND-SCC 200 9107 (HIGH SCHOOL SPANISH CLUB):	1,265.00	505.00	10.00	10.00	760.00	39.92
*****TOTAL FOR FUND-SCC 200 9108 (HIGH SCHOOL LEO CLUB):	3,000.00	1,493.55	0.00	0.00	1,506.45	49.79
*****TOTAL FOR FUND-SCC 200 9114 (HIGH SCHOOL STUDENT COUNCIL FUND):	2,500.00	540.00	0.00	0.00	1,960.00	21.60
*****TOTAL FOR FUND-SCC 200 9115 (HIGH SCHOOL KEY CLUB):	2,000.00	1,192.00	0.00	0.00	808.00	59.60
*****TOTAL FOR FUND-SCC 200 9116 (HIGH SCHOOL CHESS CLUB):	50.00	0.00	0.00	0.00	50.00	0.00
*****TOTAL FOR FUND-SCC 200 9119 (HIGH SCHOOL YEARBOOK FUND):	18,500.00	7,495.00	0.00	0.00	11,005.00	40.51
*****TOTAL FOR FUND-SCC 200 9120 (HIGH SCHOOL JOURNALISM FUND):	0.00	351.30	65.05	65.05	351.30-	0.00
*****TOTAL FOR FUND-SCC 200 9121 (HIGH SCHOOL NATIONAL HONOR SOCIETY):	0.00	2,638.25	0.00	0.00	2,638.25-	0.00
*****TOTAL FOR FUND-SCC 200 9160 (HIGH SCHOOL GERMAN CLUB):	0.00	0.00	0.00	0.00	0.00	0.00

*** NOTE!! ONLY ACTIVE ACCOUNTS HAVE BEEN SELECTED, TOTALS MAY EXCLUDE AMOUNTS THAT ARE RELATED TO INACTIVE ACCOUNTS. ***

LEXINGTON LOCAL SCHOOLS
 Revenue Account Summary
 SORTED BY FUND-SCC

	FYTD Receivable	FYTD Actual Receipts	MTD Actual Receipts	YTD Actual Receipts	FYTD Balance Receivable	FYTD Percent Received
*****TOTAL FOR FUND-SCC 200 9201 (JUNIOR HIGH ART CLUB):	0.00	0.00	0.00	0.00	0.00	0.00
*****TOTAL FOR FUND-SCC 200 9204 (JUNIOR HIGH STUDENT COUNCIL FUND):	650.00	439.15	0.00	0.00	210.85	67.56
*****TOTAL FOR FUND-SCC 200 9205 (JUNIOR HIGH LIBRARY CLUB):	0.00	0.00	0.00	0.00	0.00	0.00
*****TOTAL FOR FUND-SCC 200 9301 (EASTERN ELEMENTARY STUDENT ACTIVITY FUND):	600.00	0.00	0.00	0.00	600.00	0.00
*****TOTAL FOR FUND-SCC 200 9401 (CENTRAL ELEMENTARY STUDENT ACTIVITY FUND):	0.00	0.00	0.00	0.00	0.00	0.00
*****TOTAL FOR FUND-SCC 200 9611 (HIGH SCHOOL INFORMED TEENS FUND):	200.00	110.00	0.00	0.00	90.00	55.00
*****TOTAL FOR FUND-SCC 200 9612 (JUNIOR HIGH INFORMED TEENS FUND):	600.00	221.65	0.00	0.00	378.35	36.94
*****TOTAL FOR FUND-SCC 300 9106 (HIGH SCHOOL INTRAMURALS):	0.00	0.00	0.00	0.00	0.00	0.00
*****TOTAL FOR FUND-SCC 300 9115 (JAZZ BAND):	2,300.00	0.00	0.00	0.00	2,300.00	0.00
*****TOTAL FOR FUND-SCC 300 9116 (CHOIR):	1,300.00	1,151.54-	0.00	0.00	2,451.54	88.58-

*** NOTE!! ONLY ACTIVE ACCOUNTS HAVE BEEN SELECTED, TOTALS MAY EXCLUDE AMOUNTS THAT ARE RELATED TO INACTIVE ACCOUNTS. ***

LEXINGTON LOCAL SCHOOLS
 Revenue Account Summary
 SORTED BY FUND-SCC

	FYTD Receivable	FYTD Actual Receipts	MTD Actual Receipts	YTD Actual Receipts	FYTD Balance Receivable	FYTD Percent Received
*****TOTAL FOR FUND-SCC 300 9206 (JUNIOR HIGH PHYS ED DEPARTMENT FUND):	3,300.00	1,707.00	300.00	300.00	1,593.00	51.73
*****TOTAL FOR FUND-SCC 300 9210 (JR HIGH INSTRUMENTAL):	0.00	0.00	0.00	0.00	0.00	0.00
*****TOTAL FOR FUND-SCC 300 9600 (ATHLETIC FUND):	195,000.00	160,296.11	11,552.00	11,552.00	34,703.89	82.20
*****TOTAL FOR FUND-SCC 300 9601 (ATHLETIC TOURNAMENT FUND):	0.00	0.00	0.00	0.00	0.00	0.00
*****TOTAL FOR FUND-SCC 300 9602 (ORCHESTRA):	0.00	0.00	0.00	0.00	0.00	0.00
*****TOTAL FOR FUND-SCC 300 9603 (ELEMENTARY MUSIC):	0.00	0.00	0.00	0.00	0.00	0.00
*****TOTAL FOR FUND-SCC 300 9605 (BAND):	0.00	0.00	0.00	0.00	0.00	0.00
*****TOTAL FOR FUND-SCC 451 9013 (NETWORK CONNECTIVITY - FY 2013):	0.00	0.00	0.00	0.00	0.00	0.00
*****TOTAL FOR FUND-SCC 504 9011 (EDUCATION JOBS):	0.00	0.00	0.00	0.00	0.00	0.00
*****TOTAL FOR FUND-SCC 506 9011 (RACE TO THE TOP GRANT FY11):	0.00	0.00	0.00	0.00	0.00	0.00

*** NOTE!! ONLY ACTIVE ACCOUNTS HAVE BEEN SELECTED, TOTALS MAY EXCLUDE AMOUNTS THAT ARE RELATED TO INACTIVE ACCOUNTS. ***

LEXINGTON LOCAL SCHOOLS
 Revenue Account Summary
 SORTED BY FUND-SCC

	FYTD Receivable	FYTD Actual Receipts	MTD Actual Receipts	YTD Actual Receipts	FYTD Balance Receivable	FYTD Percent Received
*****TOTAL FOR FUND-SCC 506 9012 (RACE TO THE TOP GRANT FY12):	0.00	0.00	0.00	0.00	0.00	0.00
*****TOTAL FOR FUND-SCC 506 9013 (RACE TO THE TOP GRANT FY13):	0.00	6,077.89	0.00	0.00	6,077.89	0.00
*****TOTAL FOR FUND-SCC 506 9014 (RACE TO THE TOP GRANT FY14):	41,470.24	17,605.84	4,794.97	4,794.97	23,884.40	42.43
*****TOTAL FOR FUND-SCC 506 9912 (MY VOICE OHIO GRANT FY12):	0.00	0.00	0.00	0.00	0.00	0.00
*****TOTAL FOR FUND-SCC 506 9913 (OHIO RESIDENT EDUCATOR PROGRAM):	0.00	0.00	0.00	0.00	0.00	0.00
*****TOTAL FOR FUND-SCC 516 9012 (TITLE VI-B IDEA FED GRANT FY 2012):	0.00	0.00	0.00	0.00	0.00	0.00
*****TOTAL FOR FUND-SCC 516 9013 (IDEA-B SPECIAL EDUCATION FY13):	40,822.60	13,469.59	0.00	0.00	27,353.01	33.00
*****TOTAL FOR FUND-SCC 516 9014 (IDEA-B SPECIAL EDUCATION FY14):	409,645.92	160,232.65	41,848.18	41,848.18	249,413.27	39.11
*****TOTAL FOR FUND-SCC 533 9012 (TITLE II-D TECHNOLOGY FY12):	0.00	0.00	0.00	0.00	0.00	0.00
*****TOTAL FOR FUND-SCC 551 9013 (TITLE III LEP FY13):	0.00	0.00	0.00	0.00	0.00	0.00

*** NOTE!! ONLY ACTIVE ACCOUNTS HAVE BEEN SELECTED, TOTALS MAY EXCLUDE AMOUNTS THAT ARE RELATED TO INACTIVE ACCOUNTS. ***

	FYTD Receivable	FYTD Actual Receipts	MTD Actual Receipts	YTD Actual Receipts	FYTD Balance Receivable	FYTD Percent Received
*****TOTAL FOR FUND-SCC 572 9012 (TITLE I TARGETED ASSISTANCE FY12):	0.00	0.00	0.00	0.00	0.00	0.00
*****TOTAL FOR FUND-SCC 572 9013 (TITLE I TARGETED ASSISTANCE FY13):	103,718.60	20,271.03	0.00	0.00	83,447.57	19.54
*****TOTAL FOR FUND-SCC 572 9014 (TITLE I FY14):	249,283.52	106,599.55	24,634.66	24,634.66	142,683.97	42.76
*****TOTAL FOR FUND-SCC 590 9012 (TITLE II-A IMPROVING TEACHER QUALITY FY12):	0.00	0.00	0.00	0.00	0.00	0.00
*****TOTAL FOR FUND-SCC 590 9013 (TITLE II-A IMPROVING TEACHER QUALITY FY13):	0.00	0.00	0.00	0.00	0.00	0.00
*****TOTAL FOR FUND-SCC 590 9014 (TITLE II-A IMPROVING TEACHER QUALITY FY14):	44,268.64	26,644.98	4,133.32	4,133.32	17,623.66	60.19
*****TOTAL FOR FUND-SCC 599 9013 (NATIONAL SCHOOL LUNCH EXPANSION GRANT FY13):	7,000.00	7,000.00	0.00	0.00	0.00	100.00
*****GRAND TOTALS:	28,519,248.78	14,722,757.81	1,285,783.89	1,285,783.89	13,796,490.97	51.62

*** NOTE!! ONLY ACTIVE ACCOUNTS HAVE BEEN SELECTED, TOTALS MAY EXCLUDE AMOUNTS THAT ARE RELATED TO INACTIVE ACCOUNTS. ***

LEXINGTON LOCAL SCHOOLS
 Appropriation Account Summary
 SORTED BY FUND-SCC

FYTD Appropriated	+ Prior FY Carryover Encumbrances	= <i>Budgeted Expenditures</i> FYTD Expendable	FYTD Actual Expenditures	MTD Actual Expenditures	Current Encumbrances	FYTD Unencumbered Balance	FYTD Percent Exp/Enc
----------------------	--	---	--------------------------------	-------------------------------	-------------------------	---------------------------------	----------------------------

*****TOTAL FOR FUND-SCC 001 0000 (GENERAL FUND):
 21,230,983.00 143,681.58 21,374,664.58 11,444,999.52 1,666,045.26 1,293,178.37 8,636,486.69 59.59

*****TOTAL FOR FUND-SCC 001 9412 (GENERAL BUDGET RESERVE SET-ASIDE-1%/BWC):
 0.00 0.00 0.00 0.00 0.00 0.00 0.00 0.00

*****TOTAL FOR FUND-SCC 001 9800 (FINGERPRINT PAYMENT CLEARING ACCOUNT):
 0.00 0.00 0.00 0.00 0.00 0.00 0.00 0.00

*****TOTAL FOR FUND-SCC 002 0000 (BOND RETIREMENT FUND):
 0.00 0.00 0.00 0.00 0.00 0.00 0.00 0.00

*****TOTAL FOR FUND-SCC 003 0000 (PERMANENT IMPROVEMENT FUND):
 680,000.00 36,513.78 716,513.78 586,859.54 38,531.99 24,802.06 104,852.18 85.37

*****TOTAL FOR FUND-SCC 006 0000 (FOOD SERVICE FUND):
 870,000.00 0.00 870,000.00 517,937.30 70,056.08 153,710.66 198,352.04 77.20

*****TOTAL FOR FUND-SCC 007 9003 (FRAN & WARREN RUPP SCHOLARSHIP):
 0.00 0.00 0.00 0.00 0.00 0.00 0.00 0.00

*****TOTAL FOR FUND-SCC 007 9800 (TERRY McCAMMON SCHOLARSHIP FUND):
 2,000.00 0.00 2,000.00 0.00 0.00 0.00 2,000.00 0.00

*****TOTAL FOR FUND-SCC 007 9801 (MINUTEMAN ALUMNI SCHOLARSHIP FUND):
 1,000.00 0.00 1,000.00 0.00 0.00 0.00 1,000.00 0.00

*****TOTAL FOR FUND-SCC 007 9999 (LEXINGTON SCHOOLS TRUST FUND):
 0.00 0.00 0.00 0.00 0.00 0.00 0.00 0.00

*** NOTE!! ONLY ACTIVE ACCOUNTS HAVE BEEN SELECTED, TOTALS MAY EXCLUDE AMOUNTS THAT ARE RELATED TO INACTIVE ACCOUNTS. ***

LEXINGTON LOCAL SCHOOLS
 Appropriation Account Summary
 SORTED BY FUND-SCC

FYTD Appropriated	Prior FY Carryover Encumbrances	FYTD Expendable	FYTD Actual Expenditures	MTD Actual Expenditures	Current Encumbrances	FYTD Unencumbered Balance	FYTD Percent Exp/Enc
*****TOTAL FOR FUND-SCC 018 9003 (HIGH SCHOOL MARCHING BAND FUND):							
0.00	0.00	0.00	0.00	0.00	0.00	0.00	0.00
*****TOTAL FOR FUND-SCC 018 9100 (HIGH SCHOOL PRINCIPAL'S FUND):							
7,000.00	267.59	7,267.59	1,229.70	15.84	2,522.09	3,515.80	51.62
*****TOTAL FOR FUND-SCC 018 9200 (JUNIOR HIGH PRINCIPAL'S FUND):							
6,000.00	139.31	6,139.31	1,565.36	34.36	65.64	4,508.31	26.57
*****TOTAL FOR FUND-SCC 018 9300 (EASTERN PRINCIPAL'S FUND):							
12,000.00	0.00	12,000.00	2,585.89	786.74	323.85	9,090.26	24.25
*****TOTAL FOR FUND-SCC 018 9301 (EASTERN ELEMENTARY BOOKFAIR/BOXTOPS FUND):							
6,575.00	0.00	6,575.00	0.00	0.00	4,000.00	2,575.00	60.84
*****TOTAL FOR FUND-SCC 018 9400 (CENTRAL PRINCIPAL'S FUND):							
7,000.00	160.00	7,160.00	572.48	37.00	185.00	6,402.52	10.58
*****TOTAL FOR FUND-SCC 018 9401 (CENTRAL ELEMENTARY BOOKFAIR FUND):							
5,000.00	0.00	5,000.00	2,785.50	0.00	1,046.75	1,167.75	76.65
*****TOTAL FOR FUND-SCC 018 9500 (WESTERN PRINCIPAL'S FUND):							
8,000.00	0.00	8,000.00	3,321.12	833.12	1,490.00	3,188.88	60.14
*****TOTAL FOR FUND-SCC 018 9501 (WESTERN ELEMENTARY BOOKFAIR/BOXTOPS FUND):							
5,000.00	0.00	5,000.00	4,791.11	0.00	0.00	208.89	95.82
*****TOTAL FOR FUND-SCC 018 9502 (HIGH SCHOOL ACADEMIC BOOSTERS FUND):							
52.46	94.11	146.57	0.00	0.00	146.57	0.00	100.00

*** NOTE!! ONLY ACTIVE ACCOUNTS HAVE BEEN SELECTED, TOTALS MAY EXCLUDE AMOUNTS THAT ARE RELATED TO INACTIVE ACCOUNTS. ***

LEXINGTON LOCAL SCHOOLS
 Appropriation Account Summary
 SORTED BY FUND-SCC

FYTD Appropriated	Prior FY Carryover Encumbrances	FYTD Expendable	FYTD Actual Expenditures	MTD Actual Expenditures	Current Encumbrances	FYTD Unencumbered Balance	FYTD Percent Exp/Enc
*****TOTAL FOR FUND-SCC 018 9901 (JUNIOR HIGH TEACHER ADVISORY FUND):							
109.25	0.00	109.25	0.00	0.00	0.00	109.25	0.00
*****TOTAL FOR FUND-SCC 019 9001 (ACADEMIC BOOSTERS GRANTS):							
2,335.25	360.00	2,695.25	2,210.42	0.00	0.00	484.83	82.01
*****TOTAL FOR FUND-SCC 019 9100 (RICHLAND FOUNDATION GRANT-J.CHAMBERS(EASTERN)):							
0.00	0.00	0.00	0.00	0.00	0.00	0.00	0.00
*****TOTAL FOR FUND-SCC 019 9101 (RICHLAND FOUNDATION GRANT-D.LANTZ (EASTERN)):							
0.00	0.00	0.00	0.00	0.00	0.00	0.00	0.00
*****TOTAL FOR FUND-SCC 019 9102 (RICHLAND FOUNDATION GRANT-E.FINLEY (CENTRAL)):							
0.00	0.00	0.00	0.00	0.00	0.00	0.00	0.00
*****TOTAL FOR FUND-SCC 019 9103 (WALMART CHARACTER ED MUSIC GRANT - EASTERN):							
0.00	0.00	0.00	0.00	0.00	0.00	0.00	0.00
*****TOTAL FOR FUND-SCC 019 9121 (CENTRAL ELEMENTARY PTO GRANTS):							
5,278.46	0.00	5,278.46	2,990.79	0.00	2,443.67	156.00	102.96
*****TOTAL FOR FUND-SCC 019 9122 (EASTERN ELEMENTARY PTO GRANTS):							
5,335.51	0.00	5,335.51	671.75	0.00	0.00	4,663.76	12.59
*****TOTAL FOR FUND-SCC 019 9123 (WESTERN ELEMENTARY PTO GRANTS):							
6,318.65	0.00	6,318.65	2,300.00	0.00	0.00	4,018.65	36.40
*****TOTAL FOR FUND-SCC 019 9200 (RICHLAND COUNTY FOUNDATION GRANT PLAYGROUND):							
4,932.00	0.00	4,932.00	0.00	0.00	0.00	4,932.00	0.00

*** NOTE!! ONLY ACTIVE ACCOUNTS HAVE BEEN SELECTED, TOTALS MAY EXCLUDE AMOUNTS THAT ARE RELATED TO INACTIVE ACCOUNTS. ***

LEXINGTON LOCAL SCHOOLS
 Appropriation Account Summary
 SORTED BY FUND-SCC

FYTD Appropriated	Prior FY Carryover Encumbrances	FYTD Expendable	FYTD Actual Expenditures	MTD Actual Expenditures	Current Encumbrances	FYTD Unencumbered Balance	FYTD Percent Exp/Enc
*****TOTAL FOR FUND-SCC 019 9201 (RICHLAND COUNTY FOUNDATION GRANT CENTRAL PRID):							
0.00	0.00	0.00	0.00	0.00	0.00	0.00	0.00
*****TOTAL FOR FUND-SCC 019 9303 (OHIO POWER GRANT (BERRY)):							
300.00	0.00	300.00	295.00	0.00	0.00	5.00	98.33
*****TOTAL FOR FUND-SCC 019 9616 (WALMART TEACHER OF THE YEAR-DANIELLE SAVAGE):							
88.60	0.00	88.60	87.77	0.00	0.00	0.83	99.06
*****TOTAL FOR FUND-SCC 022 9601 (OHSAA TOURNAMENT AGENCY FUND):							
60,000.00	0.00	60,000.00	4,721.11	140.00	12,396.00	42,882.89	28.53
*****TOTAL FOR FUND-SCC 024 0000 (EMPLOYEE BENEFITS FUND FOR MEDICAL/DENTAL):							
3,400,000.00	0.00	3,400,000.00	1,740,103.75	232,261.05	13,750.00	1,646,146.25	51.58
*****TOTAL FOR FUND-SCC 200 9011 (CLASS OF 2011):							
0.00	0.00	0.00	0.00	0.00	0.00	0.00	0.00
*****TOTAL FOR FUND-SCC 200 9012 (CLASS OF 2012):							
0.00	0.00	0.00	0.00	0.00	0.00	0.00	0.00
*****TOTAL FOR FUND-SCC 200 9101 (HIGH SCHOOL ART CLUB):							
93.76	0.00	93.76	0.00	0.00	0.00	93.76	0.00
*****TOTAL FOR FUND-SCC 200 9102 (HIGH SCHOOL DRAMA CLUB):							
13,500.00	0.00	13,500.00	3,690.89	375.00	1,030.43	8,778.68	34.97
*****TOTAL FOR FUND-SCC 200 9103 (HIGH SCHOOL MATH CLUB):							
142.70	0.00	142.70	90.00	0.00	0.00	52.70	63.07

*** NOTE!! ONLY ACTIVE ACCOUNTS HAVE BEEN SELECTED, TOTALS MAY EXCLUDE AMOUNTS THAT ARE RELATED TO INACTIVE ACCOUNTS. ***

LEXINGTON LOCAL SCHOOLS
 Appropriation Account Summary
 SORTED BY FUND-SCC

FYTD Appropriated	Prior FY Carryover Encumbrances	FYTD Expendable	FYTD Actual Expenditures	MTD Actual Expenditures	Current Encumbrances	FYTD Unencumbered Balance	FYTD Percent Exp/Enc
*****TOTAL FOR FUND-SCC 200 9104 (HIGH SCHOOL LEADERSHIP COUNCIL):							
200.00	0.00	200.00	0.00	0.00	0.00	200.00	0.00
*****TOTAL FOR FUND-SCC 200 9105 (HIGH SCHOOL FRENCH CLUB):							
59.85	0.00	59.85	0.00	0.00	0.00	59.85	0.00
*****TOTAL FOR FUND-SCC 200 9107 (HIGH SCHOOL SPANISH CLUB):							
1,500.00	130.94	1,630.94	702.05	567.15	37.50	891.39	45.35
*****TOTAL FOR FUND-SCC 200 9108 (HIGH SCHOOL LEO CLUB):							
2,751.00	450.00	3,201.00	1,448.64	0.00	582.86	1,169.50	63.46
*****TOTAL FOR FUND-SCC 200 9114 (HIGH SCHOOL STUDENT COUNCIL FUND):							
3,200.00	258.40	3,458.40	306.04	0.00	141.46	3,010.90	12.94
*****TOTAL FOR FUND-SCC 200 9115 (HIGH SCHOOL KEY CLUB):							
2,500.00	0.00	2,500.00	526.73	0.00	326.00	1,647.27	34.11
*****TOTAL FOR FUND-SCC 200 9116 (HIGH SCHOOL CHESS CLUB):							
50.00	0.00	50.00	0.00	0.00	0.00	50.00	0.00
*****TOTAL FOR FUND-SCC 200 9119 (HIGH SCHOOL YEARBOOK FUND):							
41,677.00	0.00	41,677.00	9,748.58	0.00	6,341.42	25,587.00	38.61
*****TOTAL FOR FUND-SCC 200 9120 (HIGH SCHOOL JOURNALISM FUND):							
622.59	0.00	622.59	0.00	0.00	0.00	622.59	0.00
*****TOTAL FOR FUND-SCC 200 9121 (HIGH SCHOOL NATIONAL HONOR SOCIETY):							
1,000.00	0.00	1,000.00	1,657.99	0.00	1,404.00	2,061.99	306.20

*** NOTE!! ONLY ACTIVE ACCOUNTS HAVE BEEN SELECTED, TOTALS MAY EXCLUDE AMOUNTS THAT ARE RELATED TO INACTIVE ACCOUNTS. ***

LEXINGTON LOCAL SCHOOLS
 Appropriation Account Summary
 SORTED BY FUND-SCC

FYTD Appropriated	Prior FY Carryover Encumbrances	FYTD Expendable	FYTD Actual Expenditures	MTD Actual Expenditures	Current Encumbrances	FYTD Unencumbered Balance	FYTD Percent Exp/Enc
*****TOTAL FOR FUND-SCC 200 9160 (HIGH SCHOOL GERMAN CLUB):							
123.22	0.00	123.22	45.00	0.00	55.00	23.22	81.16
*****TOTAL FOR FUND-SCC 200 9201 (JUNIOR HIGH ART CLUB):							
3.13	0.00	3.13	3.13	0.00	0.00	0.00	100.00
*****TOTAL FOR FUND-SCC 200 9204 (JUNIOR HIGH STUDENT COUNCIL FUND):							
967.00	0.00	967.00	0.00	0.00	0.00	967.00	0.00
*****TOTAL FOR FUND-SCC 200 9205 (JUNIOR HIGH LIBRARY CLUB):							
77.65	0.00	77.65	0.00	0.00	0.00	77.65	0.00
*****TOTAL FOR FUND-SCC 200 9301 (EASTERN ELEMENTARY STUDENT ACTIVITY FUND):							
586.00	0.00	586.00	0.00	0.00	0.00	586.00	0.00
*****TOTAL FOR FUND-SCC 200 9401 (CENTRAL ELEMENTARY STUDENT ACTIVITY FUND):							
382.69	0.00	382.69	0.00	0.00	0.00	382.69	0.00
*****TOTAL FOR FUND-SCC 200 9611 (HIGH SCHOOL INFORMED TEENS FUND):							
250.00	0.00	250.00	0.00	0.00	0.00	250.00	0.00
*****TOTAL FOR FUND-SCC 200 9612 (JUNIOR HIGH INFORMED TEENS FUND):							
300.00	0.00	300.00	0.00	0.00	0.00	300.00	0.00
*****TOTAL FOR FUND-SCC 300 9106 (HIGH SCHOOL INTRAMURALS):							
0.00	0.00	0.00	0.00	0.00	0.00	0.00	0.00
*****TOTAL FOR FUND-SCC 300 9115 (JAZZ BAND):							
1,914.00	0.00	1,914.00	417.73	282.00	191.66	1,304.61	31.84

*** NOTE!! ONLY ACTIVE ACCOUNTS HAVE BEEN SELECTED, TOTALS MAY EXCLUDE AMOUNTS THAT ARE RELATED TO INACTIVE ACCOUNTS. ***

LEXINGTON LOCAL SCHOOLS
 Appropriation Account Summary
 SORTED BY FUND-SCC

FYTD Appropriated	Prior FY Carryover Encumbrances	FYTD Expendable	FYTD Actual Expenditures	MTD Actual Expenditures	Current Encumbrances	FYTD Unencumbered Balance	FYTD Percent Exp/Enc
*****TOTAL FOR FUND-SCC 300 9116 (CHDIR):							
2,549.00	225.00	2,774.00	811.98	0.00	0.00	1,962.02	29.27
*****TOTAL FOR FUND-SCC 300 9206 (JUNIOR HIGH PHYS ED DEPARTMENT FUND):							
4,000.00	0.00	4,000.00	1,336.31	461.60	2,300.68	363.01	90.92
*****TOTAL FOR FUND-SCC 300 9210 (JR HIGH INSTRUMENTAL):							
41.03	0.00	41.03	0.00	0.00	0.00	41.03	0.00
*****TOTAL FOR FUND-SCC 300 9600 (ATHLETIC FUND):							
200,000.00	6,684.48	206,684.48	144,228.55	25,231.72	43,569.07	18,886.86	90.86
*****TOTAL FOR FUND-SCC 300 9601 (ATHLETIC TOURNAMENT FUND):							
1,545.53	0.00	1,545.53	1,545.53	0.00	0.00	0.00	100.00
*****TOTAL FOR FUND-SCC 300 9602 (ORCHESTRA):							
63.22	0.00	63.22	0.00	0.00	0.00	63.22	0.00
*****TOTAL FOR FUND-SCC 300 9603 (ELEMENTARY MUSIC):							
945.67	0.00	945.67	0.00	0.00	0.00	945.67	0.00
*****TOTAL FOR FUND-SCC 300 9605 (BAND):							
232.95	0.00	232.95	0.00	0.00	0.00	232.95	0.00
*****TOTAL FOR FUND-SCC 451 9013 (NETWORK CONNECTIVITY - FY 2013):							
0.00	0.00	0.00	0.00	0.00	0.00	0.00	0.00
*****TOTAL FOR FUND-SCC 499 9101 (STATE GRANT 2001 READING IMPROV. INCENT-CENTRA):							
2,497.14	0.00	2,497.14	0.00	0.00	0.00	2,497.14	0.00

*** NOTE!! ONLY ACTIVE ACCOUNTS HAVE BEEN SELECTED, TOTALS MAY EXCLUDE AMOUNTS THAT ARE RELATED TO INACTIVE ACCOUNTS. ***

LEXINGTON LOCAL SCHOOLS
 Appropriation Account Summary
 SORTED BY FUND-SCC

FYTD Appropriated	Prior FY Carryover Encumbrances	FYTD Expendable	FYTD Actual Expenditures	MTD Actual Expenditures	Current Encumbrances	FYTD Unencumbered Balance	FYTD Percent Exp/Enc
*****TOTAL FOR FUND-SCC 504 9011 (EDUCATION JOBS):							
0.00	0.00	0.00	0.00	0.00	0.00	0.00	0.00
*****TOTAL FOR FUND-SCC 506 9011 (RACE TO THE TOP GRANT FY11):							
0.00	0.00	0.00	0.00	0.00	0.00	0.00	0.00
*****TOTAL FOR FUND-SCC 506 9012 (RACE TO THE TOP GRANT FY12):							
0.00	0.00	0.00	0.00	0.00	0.00	0.00	0.00
*****TOTAL FOR FUND-SCC 506 9013 (RACE TO THE TOP GRANT FY13):							
0.00	0.00	0.00	0.00	0.00	0.00	0.00	0.00
*****TOTAL FOR FUND-SCC 506 9014 (RACE TO THE TOP GRANT FY14):							
47,568.13	0.00	47,568.13	13,286.60	2,899.00	19,145.40	15,136.13	68.18
*****TOTAL FOR FUND-SCC 506 9912 (MY VOICE OHIO GRANT FY12):							
0.00	0.00	0.00	0.00	0.00	0.00	0.00	0.00
*****TOTAL FOR FUND-SCC 506 9913 (OHIO RESIDENT EDUCATOR PROGRAM):							
0.00	0.00	0.00	0.00	0.00	0.00	0.00	0.00
*****TOTAL FOR FUND-SCC 516 9012 (TITLE VI-B IDEA FED GRANT FY 2012):							
0.00	0.00	0.00	0.00	0.00	0.00	0.00	0.00
*****TOTAL FOR FUND-SCC 516 9013 (IDEA-B SPECIAL EDUCATION FY13):							
13,470.21	0.00	13,470.21	13,470.21	0.00	62.90	62.90	100.47
*****TOTAL FOR FUND-SCC 516 9014 (IDEA-B SPECIAL EDUCATION FY14):							
436,998.93	0.00	436,998.93	134,431.92	27,912.03	122,594.88	179,972.13	58.82

*** NOTE!! ONLY ACTIVE ACCOUNTS HAVE BEEN SELECTED, TOTALS MAY EXCLUDE AMOUNTS THAT ARE RELATED TO INACTIVE ACCOUNTS. ***

LEXINGTON LOCAL SCHOOLS
 Appropriation Account Summary
 SORTED BY FUND-SCC

FYTD Appropriated	Prior FY Carryover Encumbrances	FYTD Expendable	FYTD Actual Expenditures	MTD Actual Expenditures	Current Encumbrances	FYTD Unencumbered Balance	FYTD Percent Exp/Enc
*****TOTAL FOR FUND-SCC 533 9012 (TITLE II-D TECHNOLOGY FY12):							
0.00	0.00	0.00	0.00	0.00	0.00	0.00	0.00
*****TOTAL FOR FUND-SCC 551 9013 (TITLE III LEP FY13):							
0.00	0.00	0.00	0.00	0.00	0.00	0.00	0.00
*****TOTAL FOR FUND-SCC 572 9012 (TITLE I TARGETED ASSISTANCE FY12):							
0.00	0.00	0.00	0.00	0.00	0.00	0.00	0.00
*****TOTAL FOR FUND-SCC 572 9013 (TITLE I TARGETED ASSISTANCE FY13):							
28,378.77	0.00	28,378.77	28,378.77	0.00	0.00	0.00	100.00
*****TOTAL FOR FUND-SCC 572 9014 (TITLE I FY14):							
332,731.09	0.00	332,731.09	102,695.31	24,638.30	9,236.55	220,799.23	33.64
*****TOTAL FOR FUND-SCC 590 9012 (TITLE II-A IMPROVING TEACHER QUALITY FY12):							
0.00	0.00	0.00	0.00	0.00	0.00	0.00	0.00
*****TOTAL FOR FUND-SCC 590 9013 (TITLE II-A IMPROVING TEACHER QUALITY FY13):							
52.56	0.00	52.56	52.56	0.00	0.00	0.00	100.00
*****TOTAL FOR FUND-SCC 590 9014 (TITLE II-A IMPROVING TEACHER QUALITY FY14):							
44,268.64	0.00	44,268.64	26,586.68	5,390.03	0.00	17,681.96	60.06
*****TOTAL FOR FUND-SCC 599 9013 (NATIONAL SCHOOL LUNCH EXPANSION GRANT FY13):							
7,000.00	6,948.00	13,948.00	13,948.00	0.00	0.00	0.00	100.00
*****GRAND TOTALS:							
27,519,551.64	195,913.19	27,715,464.83	14,819,437.31	2,096,498.27	1,717,080.47	11,178,947.05	59.67

*** NOTE!! ONLY ACTIVE ACCOUNTS HAVE BEEN SELECTED, TOTALS MAY EXCLUDE AMOUNTS THAT ARE RELATED TO INACTIVE ACCOUNTS. ***