


LEXINGTON LOCAL SCHOOLS



FINANCIAL REPORT
FOR THE PERIOD ENDING
JANUARY 31, 2019

PREPARED BY
JASON WHITESEL, TREASURER

	SUB-TOTALS	TOTALS
	-----	-----
Gross Depository Balances:		
RICHLAND BANK MMA 5719	\$ 1,379,099.02	
RICHLAND BANK SWEEP ACCT 3520	1,155,301.34	
RICHLAND BANK GENERAL ACCT 0580	300,000.00	
RICHLAND BANK ANTHEM SWEEP 3523	1,249,146.30	
RICHLAND BANK EE BENEFITS 3180	0.00	
RICHLAND BANK PAYROLL ACCT 9780	6,591.83	
RICHLAND BANK ATHLETIC ACCT 3280	3,440.00	

Total Depository Balances (Gross)		\$ 4,093,578.49
Adjustments to Bank Balance:		
Cash in Transit to Bank	\$ 5,144.20	
Outstanding Checks	200,590.92-	
Adjustments	404.09-	
Outstanding Vision Adjustment \$53.58		
Municipal Income Tax -\$457.67		

Total Adjustments to Bank Balance		195,850.81-
Investments:		
Treasury Bonds and Notes	\$ 800,028.63	
Certificate of Deposits	4,328,000.00	
Other Securities	0.00	
Other Investments:		
Richland Bank - Money Market	33,292.08	

Total Investments		5,161,320.71
Cash on Hand:		
Petty Cash:		
TREASURER'S OFFICE	\$ 100.00	
HIGH SCHOOL	50.00	
JUNIOR HIGH SCHOOL	50.00	
EASTERN, CENTRAL, WESTERN	150.00	
Change Cash:		
ATHLETIC CHANGE	\$ 3,000.00	
CAFETERIA CHANGE	440.00	
JUNIOR HIGH SCHOOL	100.00	
Cash with Fiscal Agent	0.00	

Total Cash on Hand		3,890.00

Total Balances		\$ 9,062,938.39
		=====
Total Fund Balance		\$ 9,062,938.39
		=====
Depository Clearance Accounts:		

Total Clearance Account Balances		\$ 0.00

Summary Of Investment Holdings

Quantity	Description			Unit Value	Market Value	Tax Cost	Estimated Ann Inc	Yield To Mkt
<u>Money Markets - Taxable</u>								
33,292.08	Northern Instl Government Select Portfolio			1.0000	33,292.08	33,292.08	662.51	1.99%
Totals					33,292.08	33,292.08	662.51	1.99%
<u>Marketable CDs</u>								
150,000	Ally Bank Midvale UT	1.450%	02/11/2019	99.9829	149,974.35	150,000.00	2,175.00	1.45%
125,000	First Foundation Bank	2.350%	06/28/2019	99.9795	124,974.38	125,000.00	2,937.50	2.35%
200,000	Capital One Bank USA NA	1.200%	08/12/2019	99.2992	198,598.40	200,000.00	2,400.00	1.21%
100,000	First Financial NW Inc WA	1.450%	08/19/2019	99.4697	99,469.70	100,000.00	1,450.00	1.46%
200,000	Abacus Federal Svgs Bk NY	1.250%	09/17/2019	99.2494	198,498.80	200,000.00	2,500.00	1.26%
30,000	First General Bank	2.200%	01/21/2020	99.6683	29,900.49	30,000.00	660.00	2.21%
200,000	Alma Bank NY	1.300%	06/10/2020	98.2289	196,457.80	200,000.00	2,600.00	1.32%
150,000	Community Fin'l Svcs Bk KY	1.500%	08/19/2020	98.2298	147,344.70	150,000.00	2,250.00	1.53%
248,000	Wells Fargo Bank NA	2.800%	09/14/2020	100.1910	248,473.68	248,000.00	6,944.00	2.79%
200,000	Marlin Business Bank	1.850%	10/13/2020	98.5940	197,188.00	200,000.00	3,700.00	1.88%
175,000	Unison Bank	1.500%	11/25/2020	98.7514	172,814.95	175,000.00	2,625.00	1.52%
200,000	Goldman Sachs Bank USA	1.850%	02/17/2021	98.1885	196,377.00	200,000.00	3,700.00	1.88%
200,000	MB Financial Bank NA	1.400%	03/30/2021	96.5702	193,140.40	200,000.00	2,800.00	1.45%
100,000	BankVista Sartell MN	1.400%	04/06/2021	97.0562	97,056.20	100,000.00	1,400.00	1.44%
200,000	Bank of Santa Clarita CA	1.400%	04/15/2021	97.0135	194,027.00	200,000.00	2,800.00	1.44%
125,000	HSBC Bank USA NA	2.150%	07/26/2021	98.3312	122,914.00	125,000.00	2,687.50	2.19%
200,000	Stearns Bank NA	1.950%	09/29/2021	97.6044	195,208.80	200,000.00	3,900.00	2.00%
200,000	Citibank NA	3.150%	10/26/2021	100.6535	201,307.00	200,000.00	6,300.00	3.13%
200,000	BMW Bank North America	3.050%	12/28/2021	100.3251	200,650.20	200,000.00	6,100.00	3.04%
100,000	Medallion Bank Utah	3.500%	01/10/2022	100.3129	100,312.90	100,000.00	3,500.00	3.49%
200,000	Bridgewater Bank Bloom MN	1.900%	02/28/2022	96.8712	193,742.40	200,000.00	3,800.00	1.96%
200,000	Continental Bank UT	1.900%	06/22/2022	96.4245	192,849.00	200,000.00	3,800.00	1.97%
200,000	American Express Centurion	2.400%	09/12/2022	97.0719	194,143.80	200,000.00	4,800.00	2.47%

Summary Of Investment Holdings

Quantity	Description			Unit Value	Market Value	Tax Cost	Estimated Ann Inc	Yield To Mkt
200,000	Discover Bank	2.250%	09/27/2022	97.2144	194,428.80	200,000.00	4,500.00	2.31%
200,000	Sallie Mae Bank SLC UT	2.500%	12/13/2022	97.8361	195,672.20	200,000.00	5,000.00	2.56%
25,000	State Bank of India NY	3.000%	03/06/2023	99.5048	24,876.20	25,000.00	750.00	3.01%
<i>Totals</i>					4,260,401.15	4,328,000.00	86,079.00	2.02%
<u>U.S. Govt Agy-Non-Ex St-Int Only</u>								
300,000	FHLMC	1.350%	03/29/2019	99.8410	299,523.00	300,028.63	4,050.00	1.35%
200,000	FHLMC	1.300%	10/25/2019	99.1045	198,209.00	200,000.00	2,600.00	1.31%
300,000	FNMA	1.300%	07/28/2020	98.2638	294,791.40	300,000.00	3,900.00	1.32%
<i>Totals</i>					792,523.40	800,028.63	10,550.00	1.33%
<i>Grand Total</i>					5,086,216.63	5,161,320.71	97,291.51	1.91%

LEXINGTON LOCAL SCHOOLS
INVESTMENT REPORT FOR THE MONTH ENDING
JANUARY 31, 2019

INTEREST EARNED:	THIS MONTH	FISCAL YEAR TO DATE
Richland Bank, General Sweep	\$1,450.13	\$12,959.66
Richland Bank, General MMA	\$4,112.64	\$43,989.05
Richland Bank, Anthem Sweep	\$2,096.35	\$14,896.76
Star Ohio	\$0.00	\$0.00
CDs, Bonds, and other investments	\$6,704.22	\$45,733.10
TOTAL INTEREST RECEIVED	\$14,363.34	\$117,578.57

History of Interest Earnings	Fiscal Year	Interest Earnings
	1998	\$ 167,057.52
	1999	\$ 138,113.69
	2000	\$ 157,991.72
	2001	\$ 236,839.79
	2002	\$ 146,052.34
	2003	\$ 63,712.36
	2004	\$ 47,970.95
	2005	\$ 90,719.94
	2006	\$ 158,724.51
	2007	\$ 221,998.86
	2008	\$ 213,660.34
	2009	\$ 95,639.63
	2010	\$ 56,860.22
	2011	\$ 3,001.78
	2012	\$ 3,090.00
	2013	\$ 5,758.97
	2014	\$ 8,349.92
	2015	\$ 11,765.22
	2016	\$ 28,300.22
	2017	\$ 83,194.26
	2018	\$ 133,582.49
FISCAL Year To Date	2019	\$117,578.57
Total Interest Earnings 1998 to Present		\$ 2,189,963.30



Processing Month: January 2019

(FINSUM)

LEXINGTON LOCAL SCHOOLS

Fnd	Scc	Description	Beginning Balance	MTD Revenues	FYTD Revenues	MTD Expenditures	FYTD Expenditures	Current Available Balance
001	0000	GENERAL FUND	9,575,829.51	966,692.77	12,611,106.06	2,155,874.42	14,271,896.03	7,915,039.54
001	9412	GENERAL BUDGET RESERVE SE	87,928.97	.00	.00	.00	.00	87,928.97
002	0000	BOND RETIREMENT FUND	1,925.89	.00	.00	.00	.00	1,925.89
003	0000	PERMANENT IMPROVEMENT FUN	44,751.40	.00	304,890.24	659.97	684,414.44	334,772.80-
006	0000	FOOD SERVICE FUND	4,848.21	34,068.32	322,848.21	54,572.18	405,370.74	77,674.32-
007	9100	LEXINGTON MINUTEMEN ACADE	14,214.53	14.74	494.56	5,300.00	5,300.00	9,409.09
007	9800	TERRY McCAMMON SCHOLARSHI	13,043.45	20.64	129.39	.00	.00	13,172.84
018	9100	HIGH SCHOOL PRINCIPAL'S F	1,508.57	187.99	3,019.38	273.15	2,758.12	1,769.83
018	9200	JUNIOR HIGH PRINCIPAL'S F	2,854.95	.00	4,245.78	.00	2,890.00	4,210.73
018	9300	EASTERN PRINCIPAL'S FUND	6,168.59	1,216.10	4,097.59	433.55	4,068.43	6,197.75
018	9301	EASTERN ELEMENTARY BOOKFA	10,101.57	.00	2,894.46	.00	3,525.93	9,470.10
018	9302	EASTERN ELEMENTARY MATH	1,604.30	.00	.00	.00	367.78	1,236.52
018	9303	EASTERN RUN CLUB	.00	.00	206.68	.00	.00	206.68
018	9400	CENTRAL PRINCIPAL'S FUND	8,372.37	407.90	2,026.20	515.29	1,316.22	9,082.35
018	9401	CENTRAL ELEMENTARY BOOKFA	2,485.22	16.00	2,464.10	.00	1,447.45	3,501.87
018	9402	CENTRAL ELEMENTARY ART	1,460.00	.00	.00	.00	.00	1,460.00
018	9500	WESTERN PRINCIPAL'S FUND	13,894.90	40.00	3,331.25	.00	1,963.48	15,262.67
018	9501	WESTERN ELEMENTARY BOOKFA	2,677.47	.00	3,623.12	.00	3,620.78	2,679.81
018	9503	WESTERN ELEMENTARY ART	1,432.42	.00	.00	.00	.00	1,432.42
018	9901	JUNIOR HIGH TEACHER ADVIS	109.25	.00	.00	.00	.00	109.25
019	9001	ACADEMIC BOOSTERS GRANTS	769.07	.00	.00	.00	.00	769.07
019	9121	CENTRAL ELEMENTARY PTO GR	403.65	11.61	1,087.67	172.02	453.60	1,037.72
019	9122	EASTERN ELEMENTARY PTO GR	376.22	11.62	1,087.68	.00	268.22	1,195.68
019	9123	WESTERN ELEMENTARY PTO GR	3,536.40	11.61	1,087.68	254.10	328.03	4,296.05
019	9200	RICHLAND COUNTY FOUNDATIO	200.00	.00	.00	.00	.00	200.00
019	9218	RICH CO FOUN-WRITE STUFF	.00	.00	1,172.57	.00	436.49	736.08
019	9301	RICH CO FOUN/SECO ROBOTI	600.00	.00	.00	32.26	32.26	567.74
022	9601	DHSAA TOURNAMENT AGENCY F	6,676.66	.00	14,336.34	515.60	23,754.14	2,741.14-
024	0000	EMPLOYEE BENEFITS FUND FO	1,511,703.50	444,971.41	2,620,829.00	358,952.97	2,886,082.62	1,246,449.88
200	9101	HIGH SCHOOL ART CLUB	93.76	.00	.00	.00	.00	93.76
200	9102	HIGH SCHOOL DRAMA CLUB	31,102.75	.00	.00	.00	4,844.78	26,257.97
200	9103	HIGH SCHOOL MATH CLUB	52.70	.00	.00	.00	.00	52.70
200	9104	HIGH SCHOOL LEADERSHIP CO	576.82	.00	.00	.00	.00	576.82
200	9105	HIGH SCHOOL FRENCH CLUB	257.37	.00	.00	.00	.00	257.37
200	9107	HIGH SCHOOL SPANISH CLUB	706.04	.00	.00	.00	20.00	686.04
200	9108	HIGH SCHOOL LEO CLUB	3,216.18	.00	408.21	.00	394.05	3,230.34
200	9114	HIGH SCHOOL STUDENT COUNC	1,318.86	.00	649.27	.00	234.83	1,733.30
200	9115	HIGH SCHOOL KEY CLUB	1,492.57	144.00	394.00	.00	841.97	1,044.60
200	9116	HIGH SCHOOL CHESS CLUB	321.00	.00	.00	.00	.00	321.00
200	9119	HIGH SCHOOL YEARBOOK FUND	52,511.73	525.00	11,735.00	.00	19,980.78	44,265.95
200	9120	HIGH SCHOOL JOURNALISM FU	505.44	.00	.00	.00	.00	505.44
200	9121	HIGH SCHOOL NATIONAL HONO	852.23	162.00	2,218.00	.00	1,907.99	1,162.24
200	9201	JUNIOR HIGH ART CLUB	485.13	.00	56.20	.00	.00	541.33
200	9204	JUNIOR HIGH STUDENT COUNC	887.62	.00	659.85	.00	251.75	1,295.72
200	9205	JUNIOR HIGH LIBRARY CLUB	77.65	.00	.00	.00	.00	77.65
200	9301	EASTERN ELEMENTARY STUDEN	1,182.41	.00	474.35	408.00	528.00	1,128.76

Fnd	Sec	Description	Beginning Balance	MTD Revenues	FYTD Revenues	MTD Expenditures	FYTD Expenditures	Current Available Balance
200	9302	EASTERN ELEMENTARY ROBOTI	.00	420.00	855.00	.00	.00	855.00
200	9611	HIGH SCHOOL INFORMED TEEN	903.63	.00	.00	.00	.00	903.63
200	9612	JUNIOR HIGH INFORMED TEEN	424.40	12.78	20.28	.00	.00	444.68
300	9115	JAZZ BAND	2,225.81	.00	.00	.00	.00	2,225.81
300	9116	CHOIR	1,102.20	.00	.00	92.00	92.00	1,010.20
300	9206	JUNIOR HIGH PHYS ED DEPAR	3,089.95	350.00	1,900.00	397.04	1,910.01	3,079.94
300	9210	JR HIGH INSTRUMENTAL	41.03	.00	.00	.00	.00	41.03
300	9600	ATHLETIC FUND	26,558.57	15,733.20	164,880.80	17,750.14	174,254.76	17,184.61
300	9601	ATHLETIC CAPITAL FUND	26,000.00	.00	13,000.00	.00	.00	39,000.00
300	9602	ORCHESTRA	63.22	.00	.00	.00	.00	63.22
300	9603	ELEMENTARY MUSIC	1,587.41	.00	.00	.00	179.84	1,407.57
300	9605	BAND	232.95	.00	.00	.00	.00	232.95
451	9019	Network Connectivity FY 2	.00	.00	4,500.00	9,000.00	9,000.00	4,500.00-
499	9018	SECONDARY TRANSITION ENHA	.00	.00	1,171.00	.00	1,171.00	.00
499	9019	SCHOOL SAFETY GRANT	.00	.00	13,136.25	.00	.00	13,136.25
516	9018	IDEA-B SPECIAL EDUCATION	45,581.14-	.00	86,225.54	.00	40,644.40	.00
516	9019	IDEA-B SPECIAL EDUCATION	.00	71,028.81	213,515.09	29,003.42	224,284.74	10,769.65-
572	9018	TITLE I FY18	16,104.31-	.00	51,049.39	.00	34,945.08	.00
572	9019	TITLE I FY19	.00	40,393.36	116,636.44	22,306.22	122,914.10	6,277.66-
587	9018	EARLY CHILDHOOD SPECIAL E	515.19-	.00	515.19	.00	.00	.00
587	9019	EARLY CHILDHOOD SPECIAL E	.00	2,574.25	6,412.24	894.62	6,412.24	.00
590	9019	TITLE II-A IMPROVING TEAC	.00	13,103.87	32,886.12	7,451.96	35,376.57	2,490.45-
599	9019	TITLE IV	.00	528.00	8,239.00	.00	8,239.00	.00
Grand Total All Funds			11,415,145.86	1,592,645.98	16636,515.18	2,664,858.91	18988,722.65	9062,938.39
Total Invested Funds			.00					

DATE: 02/04/2019
TIME: 15:45:04OHIO DEPARTMENT OF EDUCATION - OFFICE OF SCHOOL MANAGEMENT ASSISTANCE
ANNUAL SPENDING PLAN (CURRENT OPERATION - GENERAL FUND ONLY - O.R.C. 5705.391)

PAGE: 1

SCHOOL DISTRICT: LEXINGTON LOCAL SCHOOLS

IRN # 049437

COUNTY: RICHLAND

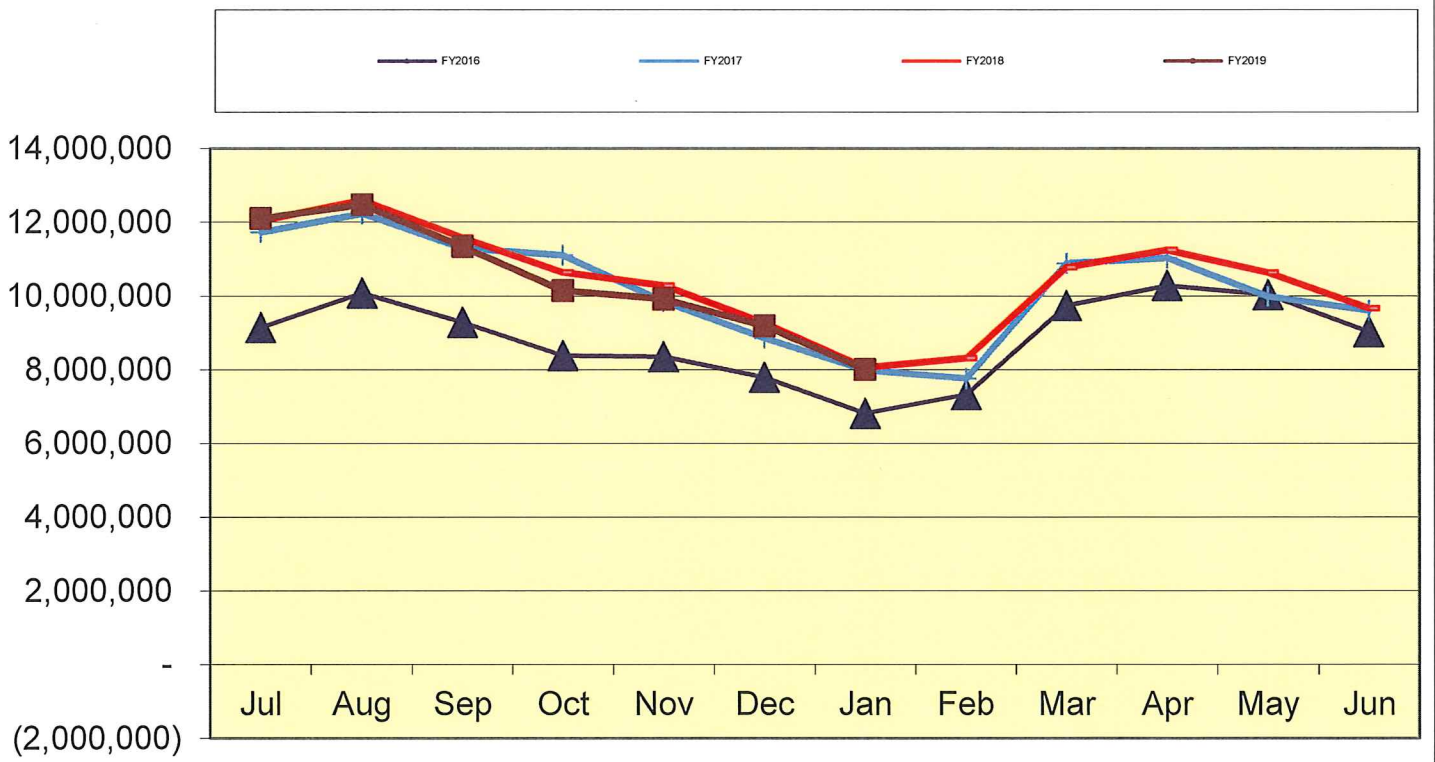
FISCAL YEAR: 2019 MONTH: 01

	MONTHLY ESTIMATE	MONTHLY ACTUAL	MONTHLY DIFFERENCE	FISCAL YTD ESTIMATE	FISCAL YTD ACTUAL	FISCAL YTD DIFFERENCE
REVENUES						
01.010 General Property (Real Estate)	0	0	0	4,789,024	4,575,454	213,570-
01.020 Tangible Personal Property Tax	0	0	0	260,000	273,751	13,751
01.030 Income Tax	0	0	0	0	0	0
01.035 Unrestricted Grants-in-Aid	850,000	935,596	85,596	6,241,582	6,412,851	171,269
01.040 Restricted Grants-in-Aid	7,000	4,137	2,863-	44,200	38,184	6,016-
01.045 Restricted Grants-in-Aid - SFSF	0	0	0	0	0	0
01.050 Property Tax Allocation	0	0	0	891,000	872,186	18,814-
01.060 All Other Operating Revenue	30,000	26,960	3,040-	222,000	381,393	159,393
01.070 Total Revenue	887,000	966,693	79,693	12,447,806	12,553,819	106,013
OTHER FINANCING SOURCES						
02.010 Proceeds from Sale of Notes	0	0	0	0	0	0
02.020 State Emergency Loans & Advancements (Approved)	0	0	0	0	0	0
02.040 Operating Transfers-In	0	0	0	0	0	0
02.050 Advances-In	0	0	0	0	0	0
02.060 All Other Financing Sources	0	0	0	83,000	57,288	25,712-
02.070 Total Other Financing Sources	0	0	0	83,000	57,288	25,712-
02.080 Total Revenues and Other Financing Sources	887,000	966,693	79,693	12,530,806	12,611,107	80,301
EXPENDITURES						
03.010 Personal Services	1,180,000	1,149,888	30,112-	7,773,000	7,720,177	52,823-
03.020 Employees' Retirement/Insurance Benefits	555,000	561,527	6,527	3,791,000	3,561,126	229,874-
03.030 Purchased Services	453,000	367,138	85,862-	2,386,000	2,210,400	175,600-
03.040 Supplies and Materials	33,000	64,884	31,884	514,000	599,628	85,628
03.050 Capital Outlay	15,000	0	15,000-	92,500	40,556	51,944-
03.060 Intergovernmental	0	0	0	0	0	0
04.010 Debt Service: All Principal (Historical)	0	0	0	0	0	0
04.020 Debt Service: Principal - Notes	0	0	0	0	0	0
04.030 Debt Service: Principal - State Loans	0	0	0	0	0	0
04.040 Debt Service: Principal - State Advancements	0	0	0	0	0	0
04.050 Debt Service: Principal - HB 264 Loans	0	0	0	0	0	0
04.055 Debt Service: Principal - Other	0	0	0	0	0	0
04.060 Debt Service: Interest and Fiscal Charges	0	0	0	0	0	0
04.300 Other Objects	9,500	12,438	2,938	144,000	140,007	3,993-
04.500 Total Expenditures	2,245,500	2,155,875	89,625-	14,700,500	14,271,894	428,606-
OTHER FINANCING USES						
05.010 Operating Transfers - Out	0	0	0	0	0	0
05.020 Advances - Out	0	0	0	0	0	0
05.030 All Other Financing Uses	0	0	0	0	0	0
05.040 Total Other Financing Uses	0	0	0	0	0	0
05.050 Total Expenditure and Other Financing Uses	2,245,500	2,155,875	89,625-	14,700,500	14,271,894	428,606-
06.010 Excess Rev & Oth Financing Sources over (under) Exp &	1,358,500-	1,189,182-	169,318	2,169,694-	1,660,787-	508,907
07.010 Beginning Cash Balance	8,852,564	9,192,153	339,589	9,663,758	9,663,758	0
07.020 Ending Cash Balance	7,494,064	8,002,971	508,907	7,494,064	8,002,971	508,907
08.010 Outstanding Encumbrances	1,400,000	1,330,906	69,094-	1,400,000	1,330,906	69,094-

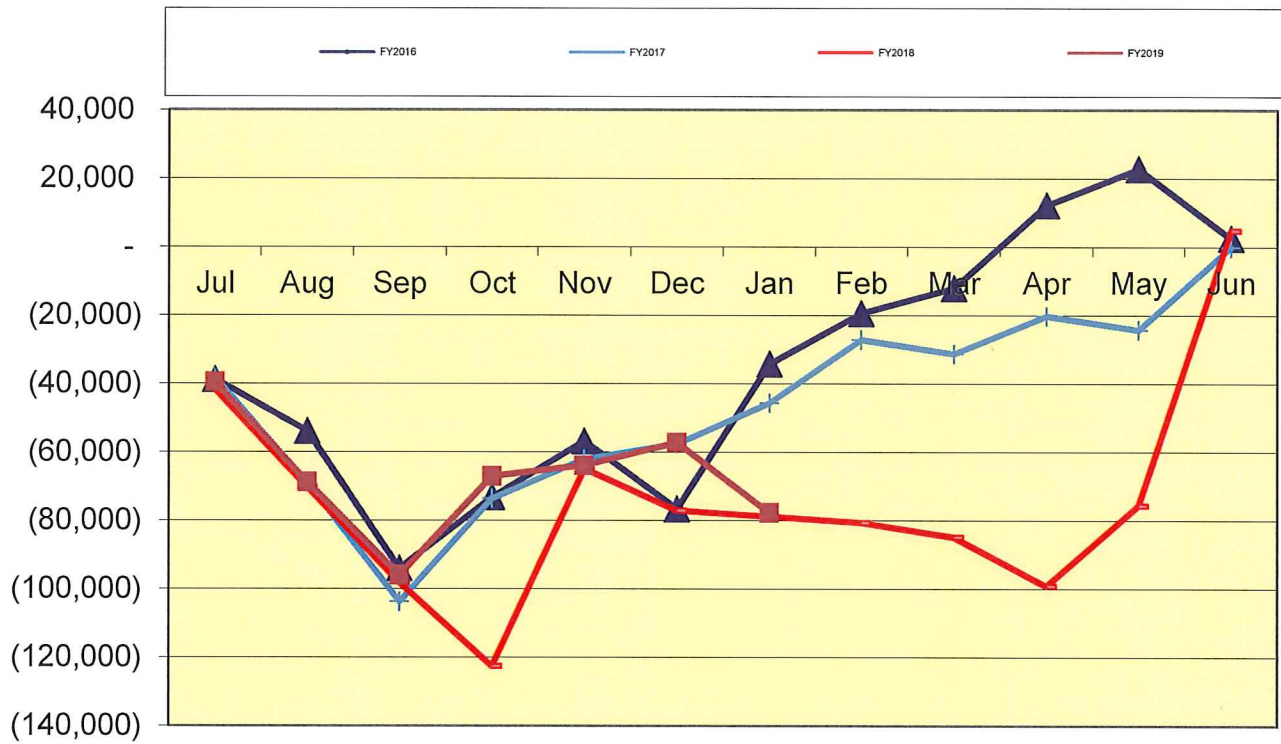
**LEXINGTON LOCAL SCHOOL DISTRICT
GENERAL FUND ONLY 2018-19
SUMMARY OF RECEIPTS AND EXPENDITURES - FIVE YEAR FORECAST FORMAT**

LINE	DESCRIPTION	1/31/2019	FISCAL YEAR TO DATE Estimate	FISCAL YEAR TO DATE Actual	VARIANCE Estimate vs. Actual	PERCENT of VARIANCE
LINE 7.010	BEGINNING CASH BALANCE			\$ 9,663,758		
REVENUES						
LINE 1.010	Real Estate Tax	\$ 4,789,024	\$ 4,575,454		(\$213,570)	-4.46%
LINE 1.020	Personal Property Tax	\$ 260,000	\$ 273,751		\$13,751	5.29%
LINE 1.030	Income Tax	\$ -	\$ -		\$0	
LINE 1.035	State Funding	\$ 6,241,582	\$ 6,412,851		\$171,269	2.74%
LINE 1.040	Career Tech / Economic Disadv.	\$ 44,200	\$ 38,184		(\$6,016)	-13.61%
LINE 1.050	Property Tax Allocation	\$ 891,000	\$ 872,186		(\$18,814)	-2.11%
LINE 1.060	Other Operating Revenue	\$ 222,000	\$ 381,393		\$159,393	71.80%
LINE 1.070	TOTAL REVENUE	\$ 12,447,806	\$ 12,553,819		\$106,013	0.85%
LINE 2.01	Proceeds from Notes	\$ -	\$ -		\$0	
LINE 2.04	Transfers In	\$ -	\$ -		\$0	
LINE 2.050	Advances In	\$ -	\$ -		\$0	#DIV/0!
LINE 2.060	Other Financing Sources	\$ 83,000	\$ 57,288		(\$25,712)	-30.98%
LINE 2.070	TOTAL OTHER SOURCES	\$ 83,000	\$ 57,288		(\$25,712)	-30.98%
LINE 2.080	TOTAL REVENUES & Sources	\$ 12,530,806	\$ 12,611,107		\$80,301	0.64%
EXPENSES						
LINE 3.010	Salaries	\$ 7,773,000	\$ 7,720,177		\$52,823	0.68%
LINE 3.020	Retirement and Benefits	\$ 3,791,000	\$ 3,561,126		\$229,874	6.06%
LINE 3.030	Purchased Services	\$ 2,386,000	\$ 2,210,400		\$175,600	7.36%
LINE 3.040	Supplies and Materials	\$ 514,000	\$ 599,628		(\$85,628)	-16.66%
LINE 3.050	Capital Outlay and Equipment	\$ 92,500	\$ 40,556		\$51,944	56.16%
LINE 3.06	INTERGOVERNMENTAL	\$ -	\$ -		\$0	
LINE 4.020	DEBT SERVICE - Notes	\$ -	\$ -		\$0	
LINE 4.060	DEBT SERVICE - Interest charges	\$ -	\$ -		\$0	
LINE 4.300	Other Objects	\$ 144,000	\$ 140,007		\$3,993	2.77%
LINE 4.500	TOTAL EXPENDITURES	\$ 14,700,500	\$ 14,271,894		\$428,606	2.92%
LINE 5.00	TRANSFERS OUT	\$ -	\$ -		\$0	
LINE 5.02	ADVANCES OUT	\$ -	\$ -		\$0	
LINE 5.03	ALL OTHER USES	\$ -	\$ -		\$0	
LINE 5.040	TOTAL OTHER USES	\$ -	\$ -		\$0	
LINE 5.050	TOTAL EXPENDITURES & USES	\$ 14,700,500	\$ 14,271,894		\$428,606	2.92%
LINE 6.010	REVENUES OVER EXPENSES	\$ (2,169,694)	\$ (1,660,787)		\$508,907	
LINE 7.020	ENDING CASH BALANCE	\$ 7,494,064	\$ 8,002,971		\$508,907	
	Less Reserves	\$ (87,929)	\$ (87,929)		\$ -	
LINE 8.010	Less Outstanding Encumbrances	\$ (1,400,000)	\$ (1,330,906)		\$ 69,094	-4.94%
LINE 15.010	Unreserved Fund Balance	\$ 6,006,135	\$ 6,584,136		\$578,001	9.62%
	Salaries/Benefits as % of Revenue	Estimate 92.9%	Actual 89.9%		Benchmark Yr. End 80.1% or below	
	True Days Cash - Calendar Days on which can operate	88	99		90 or above optimal	

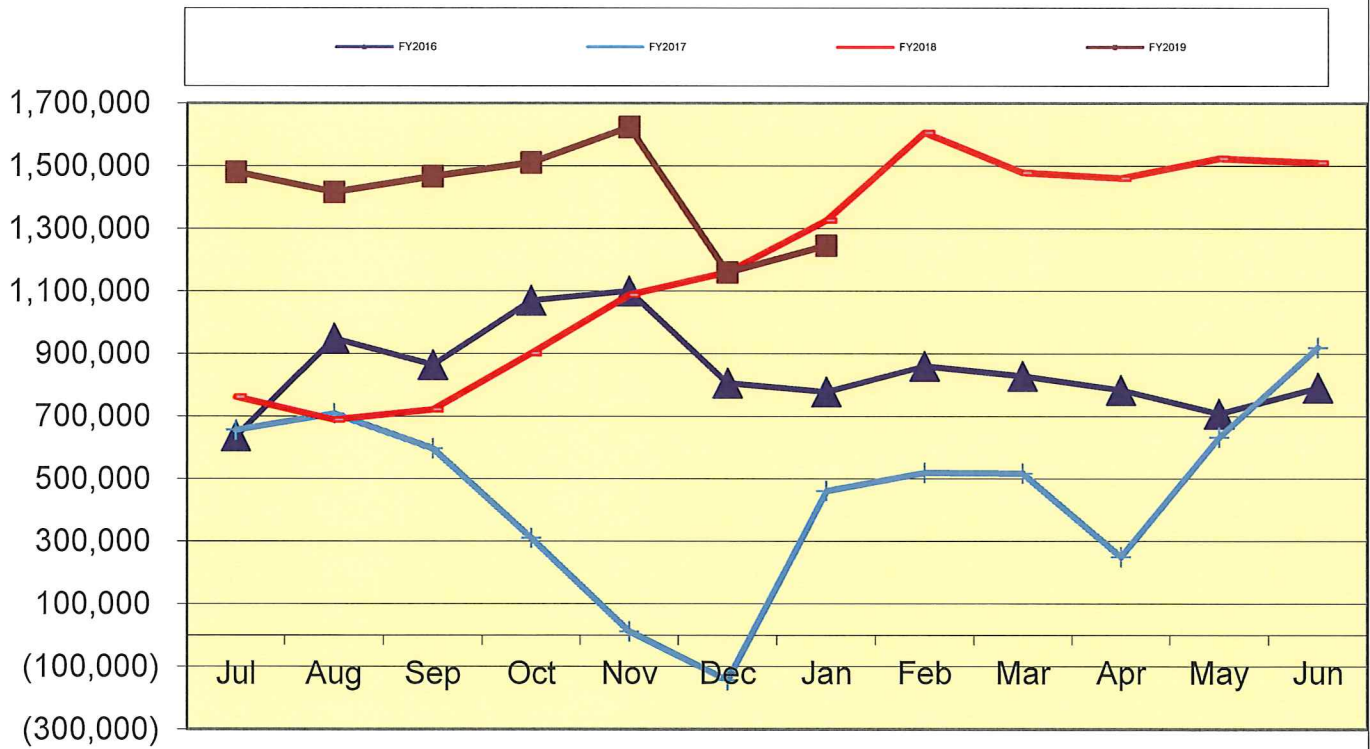
Lexington Local Schools General Fund Cash Balance



Lexington Local Schools Food Service Fund Cash Balance



Lexington Local Schools Employee Benefits Fund Cash Balance



Lexington Local Schools

Permanent Improvement Fund
1/31/2019

	Budgeted Amount	Actual Fiscal Year Expended	Current Encumbrances	Expenses / Encumbrances Over/Under Estimate	Remaining Estimated PI Project Costs
Instruction and Administration					
Instrumental Music Equipment	\$ 5,129.19	\$ 4,655.08	\$ 306.00	\$168.11	\$168.11
Western Reading Materials/Furniture	\$ 32,317.64	\$ 32,860.82	\$ 216.78	(\$759.96)	\$0.00
Central Reading Materials/Furniture	\$ 15,019.87	\$ 14,157.13	\$ 125.00	\$737.74	\$737.74
Central Music Equipment	\$ 933.55	\$ 1,098.28	\$ -	(\$164.73)	\$0.00
Western/Eastern Music Equipment	\$ 626.98	\$ 626.98	\$ -	\$0.00	\$0.00
3 Portable AED Units	\$ 4,647.21	\$ 4,361.41	\$ -	\$285.80	\$0.00
Eastern Reading Books/Materials	\$ 10,240.54	\$ 10,042.60	\$ 196.33	\$1.61	\$0.00
Central Adjustable Desk Lift	\$ 425.44	\$ 369.95	\$ -	\$55.49	\$0.00
Western Guidance Table / Stools	\$ 895.82	\$ 870.04	\$ -	\$25.78	\$0.00
JH Office Chairs	\$ 437.75	\$ 422.50	\$ -	\$15.25	\$0.00
JH PE Equipment	\$ 679.67	\$ -	\$ -	\$679.67	\$679.67
Security Office Equipment	\$ 1,308.82	\$ 1,365.10	\$ -	(\$56.28)	\$0.00
Central Reading Materials	\$ 3,000.00	\$ -	\$ -	\$3,000.00	\$3,000.00
Western Storage Cabinet	\$ 69.95	\$ -	\$ -	\$69.95	\$69.95
Western Music Room Chairs	\$ 1,264.44	\$ -	\$ -	\$1,264.44	\$1,264.44
Central Room Divider	\$ 500.88	\$ 500.88	\$ -	\$0.00	\$0.00
School Health Refrigerator	\$ 205.15	\$ 206.45	\$ -	(\$1.30)	\$0.00

Maintenance					
HS Roof Project	\$ 26,553.00	\$ 26,553.00	\$ -	\$0.00	\$0.00
JH Roof Project	\$ 13,684.00	\$ 13,684.00	\$ -	\$0.00	\$0.00
JH Roof Project (FY18 Carryover)	\$ 6,553.00	\$ 6,553.00	\$ -	\$0.00	\$0.00
Eastern Concrete Curb/Walkway	\$ 13,300.00	\$ 13,340.00	\$ -	(\$40.00)	\$0.00
JH Chair Lift	\$ 20,000.00	\$ 16,950.00	\$ -	\$3,050.00	\$0.00
HS New Security Recording System	\$ 9,000.00	\$ 9,000.00	\$ -	\$0.00	\$0.00
Window Film Security	\$ 25,866.25	\$ 26,809.26	\$ -	(\$943.01)	\$0.00
Camera/Monitor Upgrades (Elementaries/JH)	\$ 33,259.69	\$ 33,260.03	\$ -	(\$0.34)	\$0.00
Bollards (Approx. 40)	\$ 24,700.00	\$ 24,700.00	\$ -	\$0.00	\$0.00
HS Parking Lot Trench Asphaltting	\$ 12,970.00	\$ 14,015.00	\$ -	(\$1,045.00)	\$0.00
Security Fencing Western/Eastern	\$ 8,908.00	\$ 8,900.00	\$ -	\$8.00	\$0.00

Transportation					
New buses	\$ 184,196.00	\$ 184,196.00	\$ -	\$0.00	\$0.00

Technology					
Computers, servers, tech equip., etc.	\$ 198,000.00	\$ 201,552.91	\$ 981.00	(\$4,533.91)	\$0.00

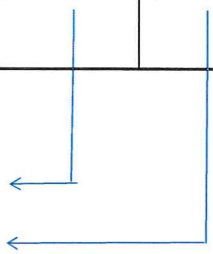
Food Service					
Food Service Equipment	\$ 751.85	\$ 748.96	\$ -	\$2.89	\$0.00

Athletics and Student Activities					
HS Athletics Equipment	\$ 22,900.00	\$ 22,442.50	\$ -	\$457.50	\$0.00
Visitor Side FB Stadium Drainage System	\$ 3,780.00	\$ 3,780.00	\$ -	\$0.00	\$0.00
Portable AED Unit	\$ 1,549.07	\$ 1,406.17	\$ -	\$142.90	\$0.00

Fees					
Tax Collection Fees	\$ 14,500.00	\$ 4,986.39	\$ -	\$9,513.61	\$9,513.61

	Budgeted Amount	Actual Fiscal Year Expended	Current Encumbrances	Expenses / Encumbrances Over/Under Estimate	Remaining Estimated PI Project Costs
Totals	\$ 698,173.76	\$ 684,414.44	\$ 1,825.11	\$11,934.21	\$15,433.52
Total Budgeted	\$ 698,173.76				

Actual Cash Balance 7/1/18	\$ 44,751.40
Revenues FY19 - Taxes from levy	\$ 304,890.24
Expenditures FY19	\$ (684,414.44)
Current Cash Balance	(\$334,772.80)
Current Encumbrances	\$ (1,825.11)
Available Balance	(\$336,597.91)



Remaining Estimated Revenues FY19 - Taxes from levy	\$ 395,109.76
Less: Remaining Estimated PI Project Costs	(\$15,433.52)
6/30/19 Estimated Carryover	\$ 43,078.33

Lexington Local Schools

Food Service Fund 2018-19 vs. 2017-2018 vs. 2016-2017

							Beginning Balance 7/1/18	\$ 4,848
2018-2019 Through 1/31/19								
<i>Revenues</i>								
	District-Wide	High School	Junior High	Eastern	Central	Western		Total
Student Type A, Ezipay, Misc	\$ -	\$ 54,001	\$ 25,588	\$ 26,846	\$ 23,697	\$ 19,864	\$	149,996
Student Break, Milk & A La Carte	\$ -	\$ 27,875	\$ 8,111	\$ 5,459	\$ 3,371	\$ 3,597	\$	48,413
Adult & Misc revenues	\$ 5,445	\$ 2,470	\$ 564	\$ 1,337	\$ 1,114	\$ 876	\$	11,806
State Reimb	\$ -	\$ -	\$ -	\$ -	\$ -	\$ -	\$	-
Federal Reimb	\$ -	\$ 25,446	\$ 17,862	\$ 31,520	\$ 19,987	\$ 17,818	\$	112,633
Transfer In	\$ -	\$ -	\$ -	\$ -	\$ -	\$ -	\$	-
Total Revenues	\$ 5,445	\$ 109,792	\$ 52,125	\$ 65,162	\$ 48,169	\$ 42,155	\$	322,848
<i>Expenses</i>								
Wages	\$ 28,233	\$ 64,830	\$ 32,543	\$ 21,809	\$ 19,707	\$ 20,433	\$	187,555
Severance	\$ -	\$ -	\$ -	\$ -	\$ -	\$ -	\$	-
Retirement	\$ 6,776	\$ 12,181	\$ 6,233	\$ 6,601	\$ 4,307	\$ 3,889	\$	39,987
Medical	\$ 14,405	\$ 24,561	\$ 11,871	\$ 17,359	\$ 3,989	\$ -	\$	72,185
Life, Dent, MC, WC	\$ 1,001	\$ 2,560	\$ 1,550	\$ 1,087	\$ 752	\$ 473	\$	7,423
Purch Serv, Repairs, Phone, Post:	\$ 1,200	\$ 839	\$ 709	\$ 472	\$ 472	\$ 595	\$	4,287
Supplies	\$ 3,347	\$ 33,023	\$ 17,210	\$ 24,958	\$ 7,880	\$ 7,515	\$	93,933
Food Costs	\$ -	\$ -	\$ -	\$ -	\$ -	\$ -	\$	-
Equipment	\$ -	\$ -	\$ -	\$ -	\$ -	\$ -	\$	-
Other Costs	\$ -	\$ -	\$ -	\$ -	\$ -	\$ -	\$	-
Total Expenses	\$ 54,962	\$ 137,994	\$ 70,116	\$ 72,286	\$ 37,107	\$ 32,905	\$	405,370
Net Gain (Loss)	\$ (49,517)	\$ (28,202)	\$ (17,991)	\$ (7,124)	\$ 11,062	\$ 9,250	\$	(82,522)
							Ending Cash Balance 1/31/19	\$ (77,674)

							Beginning Balance 7/1/17	\$ 13
2017-2018 Through 1/31/18								
<i>Revenues</i>								
	District-Wide	High School	Junior High	Eastern	Central	Western		Total
Student Type A, Ezipay, Misc	\$ -	\$ 55,921	\$ 23,019	\$ 27,103	\$ 21,037	\$ 17,850	\$	144,930
Student Break, Milk & A La Carte	\$ -	\$ 30,624	\$ 7,338	\$ 7,058	\$ 2,678	\$ 4,000	\$	51,698
Adult & Misc revenues	\$ 5,512	\$ 2,305	\$ 674	\$ 1,323	\$ 1,072	\$ 1,038	\$	11,924
State Reimb	\$ -	\$ -	\$ -	\$ -	\$ -	\$ -	\$	-
Federal Reimb	\$ -	\$ 32,506	\$ 21,767	\$ 38,433	\$ 27,483	\$ 18,914	\$	139,103
Transfer In	\$ -	\$ -	\$ -	\$ -	\$ -	\$ -	\$	-
Total Revenues	\$ 5,512	\$ 121,356	\$ 52,798	\$ 73,917	\$ 52,270	\$ 41,802	\$	347,655
<i>Expenses</i>								
Wages	\$ 27,791	\$ 68,313	\$ 30,653	\$ 21,131	\$ 20,166	\$ 19,855	\$	187,909
Severance	\$ -	\$ -	\$ -	\$ -	\$ -	\$ -	\$	-
Retirement	\$ 6,659	\$ 14,892	\$ 5,388	\$ 5,392	\$ 5,478	\$ 4,037	\$	41,846
Medical	\$ 15,676	\$ 28,338	\$ 13,787	\$ 18,892	\$ 4,341	\$ -	\$	81,034
Life, Dent, MC, WC	\$ 1,047	\$ 2,669	\$ 1,541	\$ 1,029	\$ 804	\$ 482	\$	7,572
Purch Serv, Repairs, Phone, Post:	\$ 1,561	\$ 1,358	\$ 1,031	\$ 1,121	\$ 923	\$ 493	\$	6,487
Supplies	\$ 3,181	\$ -	\$ -	\$ -	\$ -	\$ -	\$	3,181
Food Costs	\$ -	\$ 39,887	\$ 15,465	\$ 27,582	\$ 8,060	\$ 7,502	\$	98,496
Equipment	\$ -	\$ -	\$ -	\$ -	\$ -	\$ -	\$	-
Other Costs	\$ -	\$ -	\$ -	\$ -	\$ -	\$ -	\$	-
Total Expenses	\$ 55,915	\$ 155,457	\$ 67,865	\$ 75,147	\$ 39,772	\$ 32,369	\$	426,525
Net Gain (Loss)	\$ (50,403)	\$ (34,101)	\$ (15,067)	\$ (1,230)	\$ 12,498	\$ 9,433	\$	(78,870)
							Ending Cash Balance 1/31/18	\$ (78,857)

							Beginning Balance 7/1/16	\$ 2,553
2016-2017 Through 1/31/17								
<i>Revenues</i>								
	District-Wide	High School	Junior High	Eastern	Central	Western		Total
Student Type A, Ezipay, Misc	\$ -	\$ 59,232	\$ 25,644	\$ 25,931	\$ 22,031	\$ 19,692	\$	152,530
Student Break, Milk & A La Carte	\$ -	\$ 35,873	\$ 10,040	\$ 5,885	\$ 3,391	\$ 3,167	\$	58,356
Adult & Misc revenues	\$ 18,348	\$ 4,070	\$ 826	\$ 1,572	\$ 1,425	\$ 850	\$	27,091
State Reimb	\$ -	\$ 655	\$ 484	\$ 740	\$ 569	\$ 398	\$	2,846
Federal Reimb	\$ -	\$ 33,360	\$ 25,437	\$ 37,889	\$ 29,488	\$ 20,908	\$	147,082
Total Revenues	\$ 18,348	\$ 133,190	\$ 62,431	\$ 72,017	\$ 56,904	\$ 45,015	\$	387,905
<i>Expenses</i>								
Wages	\$ 27,323	\$ 67,896	\$ 33,617	\$ 21,917	\$ 19,244	\$ 18,960	\$	188,957
Severance	\$ -	\$ -	\$ -	\$ -	\$ -	\$ -	\$	-
Retirement	\$ 6,525	\$ 16,154	\$ 5,784	\$ 6,906	\$ 4,045	\$ 3,240	\$	42,654
Medical	\$ 13,870	\$ 25,073	\$ 16,881	\$ 16,715	\$ -	\$ -	\$	72,539
Life, Dent, MC, WC	\$ 922	\$ 2,369	\$ 1,442	\$ 981	\$ 1,091	\$ 389	\$	7,194
Purch Serv, Repairs, Phone, Post:	\$ 1,308	\$ 6,854	\$ 1,149	\$ 538	\$ 812	\$ 538	\$	11,199
Supplies	\$ 4,173	\$ -	\$ -	\$ -	\$ -	\$ -	\$	4,173
Food Costs	\$ -	\$ 46,144	\$ 16,752	\$ 29,526	\$ 8,488	\$ 8,517	\$	109,427
Equipment	\$ -	\$ -	\$ -	\$ -	\$ -	\$ -	\$	-
Other Costs	\$ -	\$ -	\$ -	\$ -	\$ -	\$ -	\$	-
Total Expenses	\$ 54,121	\$ 164,490	\$ 75,625	\$ 76,583	\$ 33,680	\$ 31,644	\$	436,143
Net Gain (Loss)	\$ (35,773)	\$ (31,300)	\$ (13,194)	\$ (4,566)	\$ 23,224	\$ 13,371	\$	(48,238)
							Ending Cash Balance 1/31/17	\$ (45,685)

Check#	Check Date	Org Sta	Vendor Paid	Check Amount	Status Date
084311	01/08/2019	W/R	ALLERTON HILL CONSULTING	12,500.00	01/23/2019
084312	01/08/2019	W/R	BADERTSCHER, AMANDA	565.00	01/14/2019
084313	01/08/2019	W/R	BIO CORPORATION	836.00	01/16/2019
084314	01/08/2019	W/W	ENGELMAN, BRENDA	60.81	
084315	01/08/2019	W/R	BRIDGEWAY ACADEMY	5,252.00	01/22/2019
084316	01/08/2019	W/R	CARDINAL BUS SALES & SERVICE	433.34	01/15/2019
084317	01/08/2019	W/R	CDW-G	406.71	01/15/2019
084318	01/08/2019	W/R	CHARLES RITTER CO.	115.92	01/14/2019
084319	01/08/2019	W/R	CLEARWATER SYSTEMS	119.60	01/15/2019
084320	01/08/2019	W/R	COLE DISTRIBUTING	280.76	01/15/2019
084321	01/08/2019	W/R	COLUMBUS PRO PERCUSSION, INC.	900.00	01/16/2019
084322	01/08/2019	W/R	CULLIGAN QUALITY WATER	37.00	01/15/2019
084323	01/08/2019	W/R	CUMMINS BRIDGEWAY, LLC	929.14	01/16/2019
084324	01/08/2019	W/R	DRC/CTB	1,785.48	01/15/2019
084325	01/08/2019	W/R	DO NOT USE	750.00	01/17/2019
084326	01/08/2019	W/W	FLUENCY MATTERS	1,875.00	
084327	01/08/2019	W/R	GILBARCO INC.	120.00	01/15/2019
084328	01/08/2019	W/R	GIONINO'S PIZZERIA	157.00	01/18/2019
084329	01/08/2019	W/R	HOME DEPOT	39.88	01/15/2019
084330	01/08/2019	W/R	LAW JENNIFER	150.00	01/11/2019
084331	01/08/2019	W/R	VANHOUTEN, JON	125.00	01/15/2019
084332	01/08/2019	W/R	DETLEF, JULIE	179.09	01/22/2019
084333	01/08/2019	W/R	FREEMAN, KAREN	9.81	01/14/2019
084334	01/08/2019	W/R	GUY, KATHERINE	65.00	01/15/2019
084335	01/08/2019	W/R	WEIDIG, KATHY	345.52	01/14/2019
084336	01/08/2019	W/R	McPEEK, KRISTEN	567.00	01/11/2019
084337	01/08/2019	W/R	LAGUNA CLAY COMPANY	1,885.05	01/18/2019
084338	01/08/2019	W/R	LITERACY RESOURCES INC	463.94	01/23/2019
084339	01/08/2019	W/R	LOW TEMP REFRIGERATION INC.	122.60	01/17/2019
084340	01/08/2019	W/R	LOWE'S HOME CENTER	49.06	01/15/2019
084341	01/08/2019	W/R	DAVIS, MICHAEL J	125.00	01/30/2019
084342	01/08/2019	W/R	MID-OHIO ED. SERVICE CENTER	35.00	01/14/2019
084343	01/08/2019	W/R	MINUTEMAN PRESS	1,068.03	01/14/2019
084344	01/08/2019	W/R	STAPLES, MITCHELL L	270.00	01/22/2019
084345	01/08/2019	W/R	MVD SPORTS	78.00	01/15/2019
084346	01/08/2019	W/R	NORTH CENTRAL OHIO ESC	450.00	01/15/2019
084347	01/08/2019	W/R	NOVA LUNA EDUC & CONSULTING	972.00	01/14/2019
084348	01/08/2019	W/R	OAK HARBOR HIGH SCHOOL	250.00	01/16/2019
084349	01/08/2019	W/R	OAT & CCC	320.00	01/15/2019
084350	01/08/2019	W/R	OHIO SCHOOL BD. ASSOC.	5,875.00	01/17/2019
084351	01/08/2019	W/R	OHIO WESLEYAN UNIVERSITY	300.00	01/22/2019
084352	01/08/2019	W/W	OMEA	240.00	
084353	01/08/2019	W/R	CONOVER, PAM	675.00	01/11/2019
084354	01/08/2019	W/R	QUENCH	39.14	01/16/2019
084355	01/08/2019	W/R	RICHLAND ASTRONOMICAL SOCIETY	100.00	01/23/2019
084356	01/08/2019	W/R	SCHOOL SPECIALTY INC.	71.65	01/14/2019
084357	01/08/2019	W/R	SHERWIN-WILLIAMS	390.00	01/16/2019
084358	01/08/2019	W/R	STANTON SHEET MUSIC	1,713.27	01/15/2019
084359	01/08/2019	W/R	LAMP, SUMMER	1,125.00	01/14/2019
084360	01/08/2019	W/W	OHIO STATE UNIVERSITY	1,176.00	
084361	01/08/2019	W/R	OHIO BUREAU OF CRIMINAL IDENT.	92.00	01/16/2019
084362	01/08/2019	W/R	TREASURER, STATE OF OHIO	1,414.50	01/15/2019

Check#	Check Date	Org Sta	Vendor Paid	Check Amount	Status Date
084363	01/08/2019	W/R	UCP OF GREATER CLEVELAND	8,400.00	01/15/2019
084364	01/08/2019	W/R	W.W. NORTON & COMPANY	2,189.25	01/15/2019
084365	01/11/2019	W/R	NICKLES BAKERY	590.36	01/18/2019
084366	01/11/2019	W/R	CLOVERLEAF LOCAL SCHOOLS	180.00	01/18/2019
084367	01/11/2019	W/R	ITsavvy	1,020.00	01/22/2019
084368	01/11/2019	W/W	HAYES, JAMES	776.28	
084369	01/11/2019	W/R	KIMBALL MIDWEST	121.75	01/17/2019
084370	01/11/2019	W/R	MARION PLEASANT HIGH SCHOOL	175.00	01/30/2019
084371	01/11/2019	W/R	NEWS JOURNAL	62.05	01/18/2019
084372	01/11/2019	W/R	MVD SPORTS	132.00	01/23/2019
084373	01/11/2019	W/R	RC THERAPY SERVICES, INC.	6,141.00	01/22/2019
084374	01/11/2019	W/R	RENHILL GROUP, INC.	12,430.68	01/17/2019
084375	01/11/2019	W/R	SOCIAL THINKING	457.13	01/23/2019
084376	01/11/2019	W/R	WEAVER, TROY J	125.00	01/18/2019
084377	01/11/2019	W/R	TRUCK SALES & SERVICE, INC.	2,148.73	01/17/2019
084378	01/11/2019	W/R	UPS STORE	121.99	01/18/2019
084379	01/11/2019	W/R	VERMILION LOCAL SCHOOLS	275.00	01/24/2019
084380	01/14/2019	W/R	BOWLING GREEN STATE UNIVERSITY	1,000.00	01/23/2019
084381	01/14/2019	W/W	SECRIST, CARLEE	1,000.00	
084382	01/14/2019	W/R	COWLES, CINDY	2,203.74	01/30/2019
084383	01/14/2019	W/R	CLEAR FORK VALLEY LOCAL	994.70	01/17/2019
084384	01/14/2019	W/R	COLUMBUS CLAY CO	10.00	01/23/2019
084385	01/14/2019	W/R	BR BLEACHERS	1,000.00	01/22/2019
084386	01/14/2019	W/R	DO NOT USE	300.00	01/18/2019
084387	01/14/2019	W/R	PATTERSON, EMILY	675.00	01/17/2019
084388	01/14/2019	W/R	NORTH CENTRAL STATE COLLEGE	59.25	01/22/2019
084389	01/14/2019	W/R	FRIENDLY HOUSE	8,600.00	01/18/2019
084390	01/14/2019	W/R	GALION HIGH SCHOOL (AD)	150.00	01/17/2019
084391	01/14/2019	W/R	GIONINO'S PIZZERIA	74.45	01/23/2019
084392	01/14/2019	W/R	GOLDEN CORRAL	33.55	01/23/2019
084393	01/14/2019	W/R	GRAINGER	1,710.28	01/22/2019
084394	01/14/2019	W/W	KAPUSTAR, HEATHER	405.00	
084395	01/14/2019	W/R	ROBERTS, JOE	17.36	01/16/2019
084396	01/14/2019	W/R	KOCHER, JULIA	3,300.00	01/30/2019
084397	01/14/2019	W/R	JUNGEBERG, JULIE	13.74	01/30/2019
084398	01/14/2019	W/R	K B Z ELECTRIC INC.	472.28	01/23/2019
084399	01/14/2019	W/R	KAPLAN ELEMENTARY	45.94	01/23/2019
084400	01/14/2019	W/R	KELL ACE HARDWARE	188.07	01/22/2019
084401	01/14/2019	W/R	DOVE, KELLEY	189.61	01/22/2019
084402	01/14/2019	W/R	MOWRY, LEVI B.	675.00	01/18/2019
084403	01/14/2019	W/W	LEXINGTON LOCAL SCHOOLS	447.75	
084404	01/14/2019	W/R	LINDAMOOD-BELL LEARNING	4,300.00	01/22/2019
084405	01/14/2019	W/R	MADISON LOCAL SCHOOLS	200.00	01/17/2019
084406	01/14/2019	W/W	MENARDS	457.48	
084407	01/14/2019	W/R	MID-OHIO ED. SERVICE CENTER	236.00	01/17/2019
084408	01/14/2019	W/R	MINUTEMAN PRESS	342.89	01/18/2019
084409	01/14/2019	W/R	ACORN DISTRIBUTORS, INC.	366.17	01/22/2019
084410	01/14/2019	W/R	NORTH CENTRAL STATE COLLEGE	193.75	01/22/2019
084411	01/14/2019	W/R	PLUMBMASTER, INC.	33.24	01/23/2019
084412	01/14/2019	W/R	POST MASTER	970.00	01/30/2019
084413	01/14/2019	W/R	POWER PLUS INTERNATIONAL	162.35	01/30/2019
084414	01/14/2019	W/R	RENWICK, WELSH & BURTON	1,935.00	01/22/2019

Check#	Check Date	Org Sta	Vendor Paid	Check Amount	Status Date
084415	01/14/2019	W/R	RUMPKE	952.67	01/22/2019
084416	01/14/2019	W/R	SCHOOL PRIDE	393.00	01/22/2019
084417	01/14/2019	W/V	SCIENCE OLYMPIAD	225.00	01/15/2019
084418	01/14/2019	W/R	HOLLOWAY, SHEILA	360.00	01/18/2019
084419	01/14/2019	W/R	SHERWIN-WILLIAMS	132.99	01/23/2019
084420	01/14/2019	W/R	SIESEL DISTRIBUTING, LLC	804.59	01/22/2019
084421	01/14/2019	W/R	WASHINGTON AUTO PARTS	845.89	01/22/2019
084422	01/14/2019	W/R	WOLFF BROS. SUPPLY, INC.	278.80	01/18/2019
084423	01/15/2019	W/R	AMAZON.COM/ AMEX	1,458.38	01/22/2019
084424	01/15/2019	W/R	GOLDEN CORRAL	60.12	01/23/2019
084425	01/15/2019	W/R	HEALTHCARE BILLING SERVICES	952.53	01/23/2019
084426	01/15/2019	W/W	WHITESEL, JASON	90.00	
084427	01/15/2019	W/R	MEYER, JEFF	675.00	01/23/2019
084428	01/15/2019	W/R	VANHOUTEN, JON	125.00	01/23/2019
084429	01/15/2019	W/R	DAVIS, MICHAEL J	125.00	01/30/2019
084430	01/15/2019	W/V	NAPOLEON INN & SUITES	704.83	01/28/2019
084431	01/15/2019	W/R	OMEA	660.00	01/30/2019
084432	01/15/2019	W/R	RENHILL GROUP, INC.	5,769.41	01/23/2019
084433	01/15/2019	W/R	SMITHFOODS, INC	2,065.59	01/23/2019
084434	01/15/2019	W/R	TEAM SPORTS, INC	120.00	01/30/2019
084435	01/15/2019	W/R	THE CENTER FOR INDIVIDUAL &	1,155.00	01/30/2019
084436	01/15/2019	W/R	WEAVER, TROY J	125.00	01/30/2019
084437	01/24/2019	W/W	HAYES, JAMES	776.28	
084438	01/24/2019	W/W	OHIO STATE UNIVERSITY	225.00	
084439	01/28/2019	W/W	GENERAL BINDING CORPORATION	254.10	
084440	01/28/2019	W/R	AMERICAN ELECTRIC POWER	44,467.54	01/31/2019
084441	01/28/2019	W/W	LITTLE, ANDY J	125.00	
084442	01/28/2019	W/W	BVBA WOODSTONE	344.00	
084443	01/28/2019	W/R	CARDINAL BUS SALES & SERVICE	184.97	01/31/2019
084444	01/28/2019	W/R	CBIZ BENEFITS & INSURANCE	2,750.00	01/31/2019
084445	01/28/2019	W/W	CCS SWIM TEAM BOOSTERS	36.00	
084446	01/28/2019	W/W	CDW-G	557.58	
084447	01/28/2019	W/W	CENTER FOR RESPONSIVE SCHOOLS	475.00	
084448	01/28/2019	W/W	CenturyLink	813.42	
084449	01/28/2019	W/W	COLUMBIA GAS OF OHIO	3,135.06	
084450	01/28/2019	W/W	DO NOT USE	300.00	
084451	01/28/2019	W/W	FRECKLE EDUCATION, INC	7,680.00	
084452	01/28/2019	W/R	FUSION APPAREL	150.00	01/31/2019
084453	01/28/2019	W/W	EGGERTON, GENELLE	615.46	
084454	01/28/2019	W/W	GRADY ENTERPRISES, INC.	1,114.77	
084455	01/28/2019	W/W	OHIO HIGH SCHOOL WRESTLING	20.00	
084456	01/28/2019	W/W	HAUGLAND LEARNING CENTER LLC	6,500.00	
084457	01/28/2019	W/W	HAYES, JAMES	582.21	
084458	01/28/2019	W/W	VANHOUTEN, JON	125.00	
084459	01/28/2019	W/R	KROGER COMPANY	104.25	01/31/2019
084460	01/28/2019	W/W	LIGHTSPEED TECHNOLOGIES INC.	1,198.44	
084461	01/28/2019	W/R	DAVIS, MICHAEL J	125.00	01/31/2019
084462	01/28/2019	W/R	MID-OHIO ED. SERVICE CENTER	472.00	01/30/2019
084463	01/28/2019	W/W	MVD SPORTS	1,509.94	
084464	01/28/2019	W/W	NEFF COMPANY	1,290.17	
084465	01/28/2019	W/W	NORTH CENTRAL OHIO ESC	843.75	
084466	01/28/2019	W/W	NORTH CENTRAL STATE COLLEGE	9,756.67	

Check#	Check Date	Org Sta	Vendor Paid	Check Amount	Status Date
084467	01/28/2019	W/W	OHIO.NET INTERNET PROVIDERS	416.35	
084468	01/28/2019	W/W	ORIENTAL TRADING COMPANY	191.79	
084469	01/28/2019	W/W	PREMIER AGENDAS, INC.	2,054.00	
084470	01/28/2019	W/W	RIVER EDUCATION SERVICES INC	11,700.00	
084471	01/28/2019	W/W	SC STRATEGIC SOLUTIONS LLC	109.80	
084472	01/28/2019	W/W	SCHOOL HEALTH CORP.	479.16	
084473	01/28/2019	W/W	TRANSPORTATION ACCESSORIES CO.	275.79	
084474	01/28/2019	W/W	US BANK	4,041.56	
084475	01/28/2019	W/W	UNITY SCHOOL BUS PARTS	1,180.00	
084476	01/28/2019	W/W	FRAIZER, VALERIE	175.00	
084477	01/28/2019	W/W	VERIZON WIRELESS	696.15	
084478	01/28/2019	W/W	WAL-MART DISCOUNT CITIES	236.14	
084479	01/28/2019	W/W	GIFFORD, BRYAN T	200.00	
084480	01/29/2019	W/W	BADERTSCHER, AMANDA	320.00	
084481	01/29/2019	W/W	APPERSON	856.13	
084482	01/29/2019	W/W	BALL, BENJAMIN	28.89	
084483	01/29/2019	W/W	BERNARD FOOD INDUSTRIES, INC.	411.60	
084484	01/29/2019	W/W	BIO CORPORATION	684.00	
084485	01/29/2019	W/W	CDW-G	501.18	
084486	01/29/2019	W/W	COWLES, CINDY	1,202.04	
084487	01/29/2019	W/W	COLE DISTRIBUTING	15,637.50	
084488	01/29/2019	W/W	BOND, DAVID A	83.39	
084489	01/29/2019	W/W	DIRECT ENERGY BUSINESS MARKETI	8,471.69	
084490	01/29/2019	W/W	DO NOT USE	250.00	
084491	01/29/2019	W/W	FUSION APPAREL	343.00	
084492	01/29/2019	W/W	GLAZIER CLINICS	499.00	
084493	01/29/2019	W/W	HEARTLAND DESIGN CONCEPTS	300.00	
084494	01/29/2019	W/W	HEIMANN, KAYLA	32.26	
084495	01/29/2019	W/W	MAIN STREET MARKET	109.68	
084496	01/29/2019	W/W	NCOCC	61,340.30	
084497	01/29/2019	W/W	PHOTORAMA	715.00	
084498	01/29/2019	W/W	RENHILL GROUP, INC.	9,882.73	
084499	01/29/2019	W/W	RICHLAND NEWHOPE CENTER	3,626.00	
084500	01/29/2019	W/W	TOMMELLEO, ROBERT J	27.80	
084501	01/29/2019	W/W	SAM'S CLUB	526.94	
084502	01/29/2019	W/W	OHIO STATE UNIVERSITY	200.00	
084503	01/29/2019	W/W	SCHEIBER, TODD	53.96	
084504	01/29/2019	W/W	UCP OF GREATER CLEVELAND	8,400.00	
084505	01/31/2019	W/W	HAYES, JAMES	388.14	
084506	01/31/2019	W/W	LEXINGTON ATHLETIC DEPT.	3,170.00	
691266	01/04/2019	C/R	LEXINGTON SCHOOLS - PAYROLL	626,641.54	01/29/2019
691270	01/09/2019	M/M	OHIO BUREAU OF WORKERS'	5,219.00	
691271	01/09/2019	M/M	MEMO-S.E.R.S.	3,201.34	
691272	01/09/2019	M/M	MEMO-S.T.R.S.	7,043.50	
691273	01/10/2019	M/M	GORDON FOOD SERVICE	8,952.72	
691274	01/14/2019	M/M	LEXINGTON SCHOOLS - PAYROLL	8,552.12	
691275	01/18/2019	C/R	LEXINGTON SCHOOLS - PAYROLL	577,106.22	01/29/2019
691276	01/28/2019	M/M	ANTHEM BENEFIT SERVICES	373,814.50	
691277	01/28/2019	M/M	MEMO-S.E.R.S.	3,091.09	
691278	01/28/2019	M/M	MEMO-S.T.R.S.	6,889.15	
691279	01/29/2019	M/M	MEMO-MID OHIO ESC	6,572.29	
691280	01/29/2019	M/M	LEXINGTON SCHOOLS - PAYROLL	7,734.55	

Date: 2/04/2019

C H E C K R E G I S T E R
Processing Month: January 2019
LEXINGTON LOCAL SCHOOLS

Page: 5
(CHKREG)

Check#	Check Date	Org Sta	Vendor Paid	Check Amount	Status Date
691281	01/29/2019	M/M	MEMO-S.E.R.S.	44,426.00	
691282	01/29/2019	M/V	MEMO-S.T.R.S.	114,500.00	01/31/2019
691284	01/31/2019	M/M	MEMO-S.T.R.S.	123,532.00	
Total Checks Issued				\$ 2,277,717.52	

TRANS NO	ITEM NO	TRANS DATE	STS	DESCRIPTION OR SOURCE	TI	FUND	RCPT	SPCC	SUBJ	DPU	TRANS AMOUNT
073258	0001	01/03/2019	A	Preschool tuition	03	001	1211	0000	000000	500	100.00
073261	0001	01/04/2019	A	Preschool tuition	03	001	1211	0000	000000	500	100.00
073273	0001	01/08/2019	A	Preschool tuition	03	001	1211	0000	000000	500	400.00
073277	0001	01/09/2019	A	Preschool tuition	03	001	1211	0000	000000	500	400.00
073278	0001	01/10/2019	A	Preschool tuition	03	001	1211	0000	000000	500	200.00
073285	0001	01/11/2019	A	Preschool tuition	03	001	1211	0000	000000	500	550.00
073292	0001	01/14/2019	A	Preschool tuition	03	001	1211	0000	000000	500	500.00
073299	0001	01/15/2019	A	Preschool tuition	03	001	1211	0000	000000	500	100.00
073304	0001	01/17/2019	A	Preschool tuition	03	001	1211	0000	000000	500	100.00
073314	0001	01/24/2019	A	Preschool tuition	03	001	1211	0000	000000	500	150.00
073341	0001	01/29/2019	A	Preschool Tuition pymt	03	001	1211	0000	000000	500	200.00
RCPT CODE SUB-TOTAL:											2,800.00
073248	0012	01/11/2019	A	Open Enrollment Revenue	03	001	1227	0000	000000	000	150.50
073294	0012	01/25/2019	A	Open Enrollment Revenue	03	001	1227	0000	000000	000	150.50
RCPT CODE SUB-TOTAL:											301.00
073343	0001	01/29/2019	A	Richland Bank Interest	03	001	1410	0000	000000	000	12,231.61
RCPT CODE SUB-TOTAL:											12,231.61
073250	0001	01/02/2019	A	HS fees	03	001	1740	0000	000000	100	87.00
073256	0002	01/02/2019	A	Central school fees	03	001	1740	0000	000000	400	28.00
073260	0001	01/04/2019	A	Western school fees	03	001	1740	0000	000000	500	40.00
073262	0001	01/04/2019	A	Central school fees	03	001	1740	0000	000000	400	56.00
073266	0001	01/07/2019	A	HS School Fees	03	001	1740	0000	000000	100	60.00
073269	0001	01/07/2019	A	Eastern school fees	03	001	1740	0000	000000	300	30.00
073270	0001	01/07/2019	A	Western fees	03	001	1740	0000	000000	500	34.00
073317	0002	01/25/2019	A	school fees	03	001	1740	0000	000000	300	30.00
073336	0001	01/29/2019	A	HS Fees - Pay For It	03	001	1740	0000	000000	100	72.00
073336	0002	01/29/2019	A	Central Fees - Pay For It	03	001	1740	0000	000000	400	90.00
073336	0003	01/29/2019	A	Jr High Fees - Pay For It	03	001	1740	0000	000000	400	90.00
073336	0004	01/29/2019	A	Eastern Fees - Pay For It	03	001	1740	0000	000000	400	90.00
073336	0005	01/29/2019	A	Western Fees - Pay For It	03	001	1740	0000	000000	400	730.00
RCPT CODE SUB-TOTAL:											1,437.00
073259	0002	01/04/2019	A	Video Board Donation	03	001	1820	0000	000000	000	5,000.00
RCPT CODE SUB-TOTAL:											5,000.00
073326	0001	01/29/2019	A	Uniform allowance due	03	001	1890	0000	000000	000	10.00

STATUS (STS) CODES:

A-RECEIPT B-REFUND OF RECEIPT V-VOID REFUND OF RECEIPT X-REDUCTION OF EXPENDITURE
 C-APPROPRIATION OR BUDGET MODIFICATIONS D-EXPENSE/SUPPLIES DISTRIBUTION F-FUND TO FUND TRANSFER

TRANS NO	ITEM NO	TRANS DATE	STS DESCRIPTION OR SOURCE	TI FUND RCPT SPCC SUBJ	OPU	TRANS AMOUNT
RCPT CODE SUB-TOTAL:						10.00
073248	0001	01/11/2019	A Opportunity Grant	03 001 3110 0000 000000 000		308,194.31
073248	0002	01/11/2019	A Targeted Assistance	03 001 3110 0000 000000 000		32,741.36
073248	0003	01/11/2019	A K-3 Literacy Funding	03 001 3110 0000 000000 000		6,007.31
073248	0005	01/11/2019	A Limited English Prof Funding	03 001 3110 0000 000000 000		87.29
073248	0006	01/11/2019	A Gifted Education Funding	03 001 3110 0000 000000 000		5,083.40
073248	0007	01/11/2019	A Transportation	03 001 3110 0000 000000 000		22,012.51
073248	0008	01/11/2019	A Special Education Funding	03 001 3110 0000 000000 000		50,168.64
073248	0010	01/11/2019	A Preschool Special Educ Funding	03 001 3110 0000 000000 000		10,628.28
073248	0011	01/11/2019	A Special Educ Transportation	03 001 3110 0000 000000 000		1,871.36
073294	0001	01/25/2019	A Opportunity Grant	03 001 3110 0000 000000 000		307,218.41
073294	0002	01/25/2019	A Targeted Assistance	03 001 3110 0000 000000 000		33,113.76
073294	0003	01/25/2019	A K-3 Literacy Funding	03 001 3110 0000 000000 000		5,953.43
073294	0005	01/25/2019	A Limited English Prof Funding	03 001 3110 0000 000000 000		87.60
073294	0006	01/25/2019	A Gifted Education Funding	03 001 3110 0000 000000 000		5,094.38
073294	0007	01/25/2019	A Transportation	03 001 3110 0000 000000 000		22,008.80
073294	0008	01/25/2019	A Special Education Funding	03 001 3110 0000 000000 000		51,546.09
073294	0010	01/25/2019	A Preschool Special Educ Funding	03 001 3110 0000 000000 000		9,080.66
073294	0011	01/25/2019	A Special Educ Transportation	03 001 3110 0000 000000 000		1,871.36
RCPT CODE SUB-TOTAL:						872,768.95
073327	0001	01/31/2019	A Casino Revenue	03 001 3190 0000 000000 000		62,826.79
RCPT CODE SUB-TOTAL:						62,826.79
073248	0004	01/11/2019	A Economic Disadvantaged Funding	03 001 3211 0000 000000 000		1,417.05
073294	0004	01/25/2019	A Economic Disadvantaged Funding	03 001 3211 0000 000000 000		1,633.35
RCPT CODE SUB-TOTAL:						3,050.40
073248	0009	01/11/2019	A Career Tech Education Funding	03 001 3219 0000 000000 000		521.81
073294	0009	01/25/2019	A Career Tech Education Funding	03 001 3219 0000 000000 000		565.07
RCPT CODE SUB-TOTAL:						1,086.88
073329	0001	01/29/2019	A MEDICAID Recd -1/31/19	03 001 3300 0000 000000 000		1,404.63
073329	0002	01/29/2019	A MEDICAID Recd 1/25/19	03 001 3300 0000 000000 000		3,288.44
073329	0003	01/29/2019	A MEDICAID Recd 1/04/19	03 001 3300 0000 000000 000		487.07
RCPT CODE SUB-TOTAL:						5,180.14
FUND CODE SUB-TOTAL:						966,692.77

STATUS (STS) CODES:

A-RECEIPT B-REFUND OF RECEIPT V-VOID REFUND OF RECEIPT X-REDUCTION OF EXPENDITURE
 C-APPROPRIATION OR BUDGET MODIFICATIONS D-EXPENSE/SUPPLIES DISTRIBUTION F-FUND TO FUND TRANSFER

TRANS NO	ITEM NO	TRANS DATE	STS	DESCRIPTION DR SOURCE	TI	FUND	RCPT	SPCC	SUBJ	DFU	TRANS AMOUNT
073343	0004	01/29/2019	A	Richland Bank Interest	03	006	1410	0000	000000	000	0.00
RCPT CODE SUB-TOTAL:											0.00
073249	0026	01/04/2019	A	HS Breakfast	03	006	1511	0000	000000	100	62.65
073249	0027	01/04/2019	A	Jr. Hi Breakfast	03	006	1511	0000	000000	200	19.00
073249	0028	01/04/2019	A	Eastern Breakfast	03	006	1511	0000	000000	300	21.60
073249	0029	01/04/2019	A	Central Breakfast	03	006	1511	0000	000000	400	22.50
073249	0030	01/04/2019	A	Western Breakfast	03	006	1511	0000	000000	500	23.60
073295	0026	01/11/2019	A	HS Breakfast	03	006	1511	0000	000000	100	86.95
073295	0027	01/11/2019	A	Jr. Hi Breakfast	03	006	1511	0000	000000	200	43.30
073295	0028	01/11/2019	A	Eastern Breakfast	03	006	1511	0000	000000	300	47.70
073295	0029	01/11/2019	A	Central Breakfast	03	006	1511	0000	000000	400	36.90
073295	0030	01/11/2019	A	Western Breakfast	03	006	1511	0000	000000	500	51.85
073324	0026	01/18/2019	A	HS Breakfast	03	006	1511	0000	000000	100	57.60
073324	0027	01/18/2019	A	Jr. Hi Breakfast	03	006	1511	0000	000000	200	39.35
073324	0028	01/18/2019	A	Eastern Breakfast	03	006	1511	0000	000000	300	32.10
073324	0029	01/18/2019	A	Central Breakfast	03	006	1511	0000	000000	400	33.30
073324	0030	01/18/2019	A	Western Breakfast	03	006	1511	0000	000000	500	66.90
073323	0026	01/25/2019	A	HS Breakfast	03	006	1511	0000	000000	100	7.10
073323	0027	01/25/2019	A	Jr. Hi Breakfast	03	006	1511	0000	000000	200	9.60
073323	0028	01/25/2019	A	Eastern Breakfast	03	006	1511	0000	000000	300	13.95
073323	0029	01/25/2019	A	Central Breakfast	03	006	1511	0000	000000	400	6.30
073323	0030	01/25/2019	A	Western Breakfast	03	006	1511	0000	000000	500	10.20
073340	0026	01/29/2019	A	HS Breakfast	03	006	1511	0000	000000	100	41.00
073340	0027	01/29/2019	A	Jr. Hi Breakfast	03	006	1511	0000	000000	200	15.15
073340	0028	01/29/2019	A	Eastern Breakfast	03	006	1511	0000	000000	300	20.40
073340	0029	01/29/2019	A	Central Breakfast	03	006	1511	0000	000000	400	17.70
073340	0030	01/29/2019	A	Western Breakfast	03	006	1511	0000	000000	500	18.60
RCPT CODE SUB-TOTAL:											805.50
073249	0001	01/04/2019	A	HS Stu. Type A	03	006	1512	0000	000000	100	1,539.05
073249	0005	01/04/2019	A	HS RDA Stu. Type A	03	006	1512	0000	000000	100	422.05-
073249	0006	01/04/2019	A	Jr Hi Stu. Type A	03	006	1512	0000	000000	200	717.20
073249	0010	01/04/2019	A	Jr. Hi RDA Stu Type A	03	006	1512	0000	000000	200	475.65-
073249	0011	01/04/2019	A	Eastern Stu. Type A	03	006	1512	0000	000000	300	725.10
073249	0015	01/04/2019	A	Eastern RDA Stu. Type A	03	006	1512	0000	000000	300	184.50-
073249	0016	01/04/2019	A	Central Stu. Type A	03	006	1512	0000	000000	400	736.60
073249	0020	01/04/2019	A	Central RDA Stu. Type A	03	006	1512	0000	000000	400	564.83-
073249	0021	01/04/2019	A	Western Stu. Type A	03	006	1512	0000	000000	500	561.70
073249	0025	01/04/2019	A	Western RDA Stu. Type A	03	006	1512	0000	000000	500	274.70-
073295	0001	01/11/2019	A	HS Stu. Type A	03	006	1512	0000	000000	100	2,653.45
073295	0005	01/11/2019	A	HS RDA Stu. Type A	03	006	1512	0000	000000	100	1,120.85-

STATUS (STS) CODES:

A-RECEIPT B-REFUND OF RECEIPT V-VOID REFUND OF RECEIPT X-REDUCTION OF EXPENDITURE
 C-APPROPRIATION OR BUDGET MODIFICATIONS D-EXPENSE/SUPPLIES DISTRIBUTION F-FUND TO FUND TRANSFER

DATE: 02/04/2019
 TIME: 15:56

LEXINGTON LOCAL SCHOOLS
 TRANS. BY FUND/RCPT, ALL FUNDS
 DATES 01/01/2019 THRU 01/31/2019
 SORTED BY TRANSACTION DATE

PAGE: 4
 (RECLD)

TRANS NO	ITEM NO	TRANS DATE	STS	DESCRIPTION OR SOURCE	TI	FUND	RCPT	SPCC	SUBJ	OPU	TRANS AMOUNT
073295	0006	01/11/2019	A	Jr Hi Stu. Type A	03	006	1512	0000	000000	200	1,263.00
073295	0010	01/11/2019	A	Jr. Hi ROA Stu Type A	03	006	1512	0000	000000	200	424.10-
073295	0011	01/11/2019	A	Eastern Stu. Type A	03	006	1512	0000	000000	300	1,347.05
073295	0015	01/11/2019	A	Eastern ROA Stu. Type A	03	006	1512	0000	000000	300	844.93-
073295	0016	01/11/2019	A	Central Stu. Type A	03	006	1512	0000	000000	400	1,238.55
073295	0020	01/11/2019	A	Central ROA Stu. Type A	03	006	1512	0000	000000	400	613.17-
073295	0021	01/11/2019	A	Western Stu. Type A	03	006	1512	0000	000000	500	1,019.15
073295	0025	01/11/2019	A	Western ROA Stu. Type A	03	006	1512	0000	000000	500	837.70-
073324	0001	01/18/2019	A	HS Stu. Type A	03	006	1512	0000	000000	100	1,999.60
073324	0005	01/18/2019	A	HS ROA Stu. Type A	03	006	1512	0000	000000	100	888.75-
073324	0006	01/18/2019	A	Jr Hi Stu. Type A	03	006	1512	0000	000000	200	951.80
073324	0010	01/18/2019	A	Jr. Hi ROA Stu Type A	03	006	1512	0000	000000	200	693.95-
073324	0011	01/18/2019	A	Eastern Stu. Type A	03	006	1512	0000	000000	300	1,036.15
073324	0015	01/18/2019	A	Eastern ROA Stu. Type A	03	006	1512	0000	000000	300	239.25-
073324	0016	01/18/2019	A	Central Stu. Type A	03	006	1512	0000	000000	400	889.95
073324	0020	01/18/2019	A	Central ROA Stu. Type A	03	006	1512	0000	000000	400	343.72-
073324	0021	01/18/2019	A	Western Stu. Type A	03	006	1512	0000	000000	500	751.90
073324	0025	01/18/2019	A	Western ROA Stu. Type A	03	006	1512	0000	000000	500	530.80-
073323	0001	01/25/2019	A	HS Stu. Type A	03	006	1512	0000	000000	100	1,005.60
073323	0005	01/25/2019	A	HS ROA Stu. Type A	03	006	1512	0000	000000	100	655.89-
073323	0006	01/25/2019	A	Jr Hi Stu. Type A	03	006	1512	0000	000000	200	505.75
073323	0010	01/25/2019	A	Jr. Hi ROA Stu Type A	03	006	1512	0000	000000	200	370.55-
073323	0011	01/25/2019	A	Eastern Stu. Type A	03	006	1512	0000	000000	300	559.90
073323	0015	01/25/2019	A	Eastern ROA Stu. Type A	03	006	1512	0000	000000	300	270.69-
073323	0016	01/25/2019	A	Central Stu. Type A	03	006	1512	0000	000000	400	441.05
073323	0020	01/25/2019	A	Central ROA Stu. Type A	03	006	1512	0000	000000	400	317.40-
073323	0021	01/25/2019	A	Western Stu. Type A	03	006	1512	0000	000000	500	338.45
073323	0025	01/25/2019	A	Western ROA Stu. Type A	03	006	1512	0000	000000	500	311.65-
073336	0006	01/29/2019	A	HS Lunch - Pay For It	03	006	1512	0000	000000	100	4,818.95
073336	0007	01/29/2019	A	Jr High Lunch - Pay For It	03	006	1512	0000	000000	200	2,493.00
073336	0008	01/29/2019	A	Eastern Lunch - Pay For It	03	006	1512	0000	000000	300	2,328.60
073336	0009	01/29/2019	A	Central Lunch - Pay For It	03	006	1512	0000	000000	400	2,125.35
073336	0010	01/29/2019	A	Western Lunch - Pay For It	03	006	1512	0000	000000	500	2,051.80
073340	0001	01/29/2019	A	HS Stu. Type A	03	006	1512	0000	000000	100	952.90
073340	0005	01/29/2019	A	HS ROA Stu. Type A	03	006	1512	0000	000000	100	333.20-
073340	0006	01/29/2019	A	Jr Hi Stu. Type A	03	006	1512	0000	000000	200	445.40
073340	0010	01/29/2019	A	Jr. Hi ROA Stu Type A	03	006	1512	0000	000000	200	138.35-
073340	0011	01/29/2019	A	Eastern Stu. Type A	03	006	1512	0000	000000	300	528.05
073340	0015	01/29/2019	A	Eastern ROA Stu. Type A	03	006	1512	0000	000000	300	303.54-
073340	0016	01/29/2019	A	Central Stu. Type A	03	006	1512	0000	000000	400	411.15
073340	0020	01/29/2019	A	Central ROA Stu. Type A	03	006	1512	0000	000000	400	78.05-
073340	0021	01/29/2019	A	Western Stu. Type A	03	006	1512	0000	000000	500	337.65
073340	0025	01/29/2019	A	Western ROA Stu. Type A	03	006	1512	0000	000000	500	300.70-

RCPT CODE SUB-TOTAL: 25,234.88

STATUS (STS) CODES:

A-RECEIPT B-REFUND OF RECEIPT V-VOID REFUND OF RECEIPT X-REDUCTION OF EXPENDITURE
 C-APPROPRIATION OR BUDGET MODIFICATIONS D-EXPENSE/SUPPLIES DISTRIBUTION F-FUND TO FUND TRANSFER

TRANS NO	ITEM NO	TRANS DATE	STS	DESCRIPTION OR SOURCE	TI	FUND	RCPT	SPCC	SUBJ	QPU	TRANS AMOUNT
073249	0003	01/04/2019	A	HS Stu. ALa Carte	03	006	1513	0000	000000	100	743.70
073249	0008	01/04/2019	A	Jr. Hi Stu. Ala Carte	03	006	1513	0000	000000	200	253.65
073249	0013	01/04/2019	A	Eastern Stu. Ala Carte	03	006	1513	0000	000000	300	108.50
073249	0018	01/04/2019	A	Central Stu. Ala Carte	03	006	1513	0000	000000	400	83.25
073249	0023	01/04/2019	A	Western Stu. Ala Carte	03	006	1513	0000	000000	500	79.50
073295	0003	01/11/2019	A	HS Stu. ALa Carte	03	006	1513	0000	000000	100	1,394.45
073295	0008	01/11/2019	A	Jr. Hi Stu. Ala Carte	03	006	1513	0000	000000	200	472.95
073295	0013	01/11/2019	A	Eastern Stu. Ala Carte	03	006	1513	0000	000000	300	211.10
073295	0018	01/11/2019	A	Central Stu. Ala Carte	03	006	1513	0000	000000	400	158.25
073295	0023	01/11/2019	A	Western Stu. Ala Carte	03	006	1513	0000	000000	500	117.25
073324	0003	01/18/2019	A	HS Stu. ALa Carte	03	006	1513	0000	000000	100	1,033.00
073324	0008	01/18/2019	A	Jr. Hi Stu. Ala Carte	03	006	1513	0000	000000	200	320.90
073324	0013	01/18/2019	A	Eastern Stu. Ala Carte	03	006	1513	0000	000000	300	188.75
073324	0018	01/18/2019	A	Central Stu. Ala Carte	03	006	1513	0000	000000	400	120.75
073324	0023	01/18/2019	A	Western Stu. Ala Carte	03	006	1513	0000	000000	500	112.50
073323	0003	01/25/2019	A	HS Stu. ALa Carte	03	006	1513	0000	000000	100	435.65
073323	0008	01/25/2019	A	Jr. Hi Stu. Ala Carte	03	006	1513	0000	000000	200	161.90
073323	0013	01/25/2019	A	Eastern Stu. Ala Carte	03	006	1513	0000	000000	300	89.25
073323	0018	01/25/2019	A	Central Stu. Ala Carte	03	006	1513	0000	000000	400	56.25
073323	0023	01/25/2019	A	Western Stu. Ala Carte	03	006	1513	0000	000000	500	62.25
073340	0003	01/29/2019	A	HS Stu. ALa Carte	03	006	1513	0000	000000	100	523.55
073340	0008	01/29/2019	A	Jr. Hi Stu. Ala Carte	03	006	1513	0000	000000	200	159.55
073340	0013	01/29/2019	A	Eastern Stu. Ala Carte	03	006	1513	0000	000000	300	86.54
073340	0018	01/29/2019	A	Central Stu. Ala Carte	03	006	1513	0000	000000	400	70.00
073340	0023	01/29/2019	A	Western Stu. Ala Carte	03	006	1513	0000	000000	500	57.00

RCPT CODE SUB-TOTAL: 7,070.44

073249	0002	01/04/2019	A	HS Stu. Milk	03	006	1514	0000	000000	100	11.50
073249	0007	01/04/2019	A	Jr. Hi. Stu Milk	03	006	1514	0000	000000	200	1.50
073249	0012	01/04/2019	A	Eastern Stu. Milk	03	006	1514	0000	000000	300	3.00
073249	0017	01/04/2019	A	Central Stu. Milk	03	006	1514	0000	000000	400	9.50
073249	0022	01/04/2019	A	Western Stu. Milk	03	006	1514	0000	000000	500	9.00
073295	0002	01/11/2019	A	HS Stu. Milk	03	006	1514	0000	000000	100	27.50
073295	0007	01/11/2019	A	Jr. Hi. Stu Milk	03	006	1514	0000	000000	200	3.00
073295	0012	01/11/2019	A	Eastern Stu. Milk	03	006	1514	0000	000000	300	5.00
073295	0017	01/11/2019	A	Central Stu. Milk	03	006	1514	0000	000000	400	7.50
073295	0022	01/11/2019	A	Western Stu. Milk	03	006	1514	0000	000000	500	21.00
073324	0002	01/18/2019	A	HS Stu. Milk	03	006	1514	0000	000000	100	29.50
073324	0007	01/18/2019	A	Jr. Hi. Stu Milk	03	006	1514	0000	000000	200	2.00
073324	0012	01/18/2019	A	Eastern Stu. Milk	03	006	1514	0000	000000	300	7.00
073324	0017	01/18/2019	A	Central Stu. Milk	03	006	1514	0000	000000	400	4.50
073324	0022	01/18/2019	A	Western Stu. Milk	03	006	1514	0000	000000	500	14.50
073323	0002	01/25/2019	A	HS Stu. Milk	03	006	1514	0000	000000	100	16.50

STATUS (STS) CODES:

A-RECEIPT B-REFUND OF RECEIPT V-VOID REFUND OF RECEIPT X-REDUCTION OF EXPENDITURE
 C-APPROPRIATION OR BUDGET MODIFICATIONS D-EXPENSE/SUPPLIES DISTRIBUTION F-FUND TO FUND TRANSFER

TRANS NO	ITEM NO	TRANS DATE	STS	DESCRIPTION OR SOURCE	TI	FUND	RCPT	SPCC	SUBJ	QPU	TRANS AMOUNT
073323	0007	01/25/2019	A	Jr. Hi. Stu Milk	03	006	1514	0000	000000	200	3.00
073323	0012	01/25/2019	A	Eastern Stu. Milk	03	006	1514	0000	000000	300	2.50
073323	0017	01/25/2019	A	Central Stu. Milk	03	006	1514	0000	000000	400	5.00
073323	0022	01/25/2019	A	Western Stu. Milk	03	006	1514	0000	000000	500	5.50
073340	0002	01/29/2019	A	HS Stu. Milk	03	006	1514	0000	000000	100	12.50
073340	0007	01/29/2019	A	Jr. Hi. Stu Milk	03	006	1514	0000	000000	200	2.00
073340	0012	01/29/2019	A	Eastern Stu. Milk	03	006	1514	0000	000000	300	3.00
073340	0017	01/29/2019	A	Central Stu. Milk	03	006	1514	0000	000000	400	2.50
073340	0022	01/29/2019	A	Western Stu. Milk	03	006	1514	0000	000000	500	7.00
RCPT CODE SUB-TOTAL:											215.50
073249	0004	01/04/2019	A	HS Adult Ala Carte	03	006	1523	0000	000000	100	86.15
073249	0009	01/04/2019	A	Jr. Hi Adult Ala Carte	03	006	1523	0000	000000	200	13.75
073249	0014	01/04/2019	A	Eastern Adult Ala Carte	03	006	1523	0000	000000	300	15.50
073249	0019	01/04/2019	A	Central Adult Ala Carte	03	006	1523	0000	000000	400	8.75
073249	0024	01/04/2019	A	Western Adult Ala Carte	03	006	1523	0000	000000	500	15.75
073295	0004	01/11/2019	A	HS Adult Ala Carte	03	006	1523	0000	000000	100	103.05
073295	0009	01/11/2019	A	Jr. Hi Adult Ala Carte	03	006	1523	0000	000000	200	43.75
073295	0014	01/11/2019	A	Eastern Adult Ala Carte	03	006	1523	0000	000000	300	33.00
073295	0019	01/11/2019	A	Central Adult Ala Carte	03	006	1523	0000	000000	400	21.05
073295	0024	01/11/2019	A	Western Adult Ala Carte	03	006	1523	0000	000000	500	16.75
073324	0004	01/18/2019	A	HS Adult Ala Carte	03	006	1523	0000	000000	100	94.60
073324	0009	01/18/2019	A	Jr. Hi Adult Ala Carte	03	006	1523	0000	000000	200	13.50
073324	0014	01/18/2019	A	Eastern Adult Ala Carte	03	006	1523	0000	000000	300	39.75
073324	0019	01/18/2019	A	Central Adult Ala Carte	03	006	1523	0000	000000	400	13.50
073324	0024	01/18/2019	A	Western Adult Ala Carte	03	006	1523	0000	000000	500	15.00
073323	0004	01/25/2019	A	HS Adult Ala Carte	03	006	1523	0000	000000	100	42.65
073323	0009	01/25/2019	A	Jr. Hi Adult Ala Carte	03	006	1523	0000	000000	200	11.30
073323	0014	01/25/2019	A	Eastern Adult Ala Carte	03	006	1523	0000	000000	300	21.25
073323	0019	01/25/2019	A	Central Adult Ala Carte	03	006	1523	0000	000000	400	11.00
073323	0024	01/25/2019	A	Western Adult Ala Carte	03	006	1523	0000	000000	500	7.00
073340	0004	01/29/2019	A	HS Adult Ala Carte	03	006	1523	0000	000000	100	64.70
073340	0009	01/29/2019	A	Jr. Hi Adult Ala Carte	03	006	1523	0000	000000	200	3.25
073340	0014	01/29/2019	A	Eastern Adult Ala Carte	03	006	1523	0000	000000	300	11.00
073340	0019	01/29/2019	A	Central Adult Ala Carte	03	006	1523	0000	000000	400	6.50
073340	0024	01/29/2019	A	Western Adult Ala Carte	03	006	1523	0000	000000	500	10.50
RCPT CODE SUB-TOTAL:											722.00
FUND CODE SUB-TOTAL:											34,068.32
073343	0005	01/29/2019	A	Richland Bank Interest	03	007	1410	9100	000000	000	14.74

STATUS (STS) CODES:

A-RECEIPT B-REFUND OF RECEIPT V-VOID REFUND OF RECEIPT X-REDUCTION OF EXPENDITURE
 C-APPROPRIATION OR BUDGET MODIFICATIONS D-EXPENSE/SUPPLIES DISTRIBUTION F-FUND TO FUND TRANSFER

TRANS NO	ITEM NO	TRANS DATE	STS DESCRIPTION OR SOURCE	TI	FUND	RCPT	SPCC	SUBJ	OPU	TRANS AMOUNT	
										RCPT CODE SUB-TOTAL:	14.74
										FUND CODE SUB-TOTAL:	14.74
073343	0003	01/29/2019	A Richland Bank Interest	03	007	1410	9800	000000	000		20.64
										RCPT CODE SUB-TOTAL:	20.64
										FUND CODE SUB-TOTAL:	20.64
073250	0002	01/02/2019	A Merchant Services Payment	03	018	1690	9100	000000	000		15.00
073282	0001	01/11/2019	A MD coffee service	03	018	1690	9100	000000	000		50.82
073283	0001	01/11/2019	A Youth in Govt candy fundraiser	03	018	1690	9100	000000	000		42.50
073322	0001	01/26/2019	A MD coffee service	03	018	1690	9100	000000	000		47.61
073321	0001	01/28/2019	A MD coffee service	03	018	1690	9100	000000	000		32.06
										RCPT CODE SUB-TOTAL:	187.99
										FUND CODE SUB-TOTAL:	187.99
073267	0001	01/07/2019	A Money from Pencil/Pen Mach	03	018	1620	9300	000000	000		90.00
										RCPT CODE SUB-TOTAL:	90.00
073269	0002	01/07/2019	A Eastern Lost Book	03	018	1690	9300	000000	000		7.00
										RCPT CODE SUB-TOTAL:	7.00
073317	0001	01/25/2019	A Box top revenue	03	018	1820	9300	000000	000		1,119.10
										RCPT CODE SUB-TOTAL:	1,119.10
										FUND CODE SUB-TOTAL:	1,216.10
073256	0001	01/02/2019	A Central fees princ acct	03	018	1630	9400	000000	000		2.00
073262	0002	01/04/2019	A Central fees princ acct	03	018	1630	9400	000000	000		4.00
073296	0001	01/14/2019	A box top revenue	03	018	1630	9400	000000	000		401.90
										RCPT CODE SUB-TOTAL:	407.90
										FUND CODE SUB-TOTAL:	407.90

STATUS (STS) CODES:

A-RECEIPT B-REFUND OF RECEIPT V-VOID REFUND OF RECEIPT X-REDUCTION OF EXPENDITURE
 C-APPROPRIATION OR BUDGET MODIFICATIONS D-EXPENSE/SUPPLIES DISTRIBUTION F-FUND TO FUND TRANSFER

TRANS NO	ITEM NO	TRANS DATE	STS	DESCRIPTION OR SOURCE	TI	FUND	RCPT	SPCC	SUBJ	OPU	TRANS AMOUNT
073305	0001	01/18/2019	A	Lost library book	03	018	1890	9401	000000	000	16.00
RCPT CODE SUB-TOTAL:											16.00
FUND CODE SUB-TOTAL:											16.00
073260	0002	01/04/2019	A	Western fees princ acct	03	018	1630	9500	000000	000	20.00
073270	0002	01/07/2019	A	Western fees princ acct	03	018	1630	9500	000000	000	20.00
RCPT CODE SUB-TOTAL:											40.00
FUND CODE SUB-TOTAL:											40.00
073274	0003	01/09/2019	A	PTD Recycling-Central	03	019	1890	9121	000000	000	6.82
073291	0003	01/14/2019	A	PTD Recycling-Central	03	019	1890	9121	000000	000	4.79
RCPT CODE SUB-TOTAL:											11.61
FUND CODE SUB-TOTAL:											11.61
073274	0001	01/09/2019	A	PTD Recycling-Eastern	03	019	1890	9122	000000	000	6.82
073291	0001	01/14/2019	A	PTD Recycling-Eastern	03	019	1890	9122	000000	000	4.90
RCPT CODE SUB-TOTAL:											11.62
FUND CODE SUB-TOTAL:											11.62
073274	0002	01/09/2019	A	PTD Recycling-Western	03	019	1890	9123	000000	000	6.82
073291	0002	01/14/2019	A	PTD Recycling-Western	03	019	1890	9123	000000	000	4.79
RCPT CODE SUB-TOTAL:											11.61
FUND CODE SUB-TOTAL:											11.61
073343	0002	01/29/2019	A	Richland Bank Int. 024	03	024	1410	0000	000000	000	2,096.35
RCPT CODE SUB-TOTAL:											2,096.35
073311	0001	01/22/2019	A	Employees' Premiums Jan	03	024	1872	0000	000000	000	66,637.66

STATUS (STS) CODES:

A-RECEIPT B-REFUND OF RECEIPT V-VOID REFUND OF RECEIPT X-REDUCTION OF EXPENDITURE
 C-APPROPRIATION OR BUDGET MODIFICATIONS D-EXPENSE/SUPPLIES DISTRIBUTION F-FUND TO FUND TRANSFER

TRANS NO	ITEM NO	TRANS DATE	STS	DESCRIPTION OR SOURCE	TI	FUND	RCPT	SPCC	SUBJ	OPU	TRANS AMOUNT
073312	0001	01/22/2019	A	Board's Premiums Jan	03	024	1872	0000	000000	000	373,814.50
073316	0001	01/24/2019	A	Heck Jan Cobra	03	024	1872	0000	000000	000	2,114.31
073316	0002	01/24/2019	A	Todd Jan Ins	03	024	1872	0000	000000	000	308.59
RCPT CODE SUB-TOTAL:											442,875.06
FUND CODE SUB-TOTAL:											444,971.41
073280	0001	01/10/2019	A	Key Club shirts	03	200	1620	9115	000000	000	144.00
RCPT CODE SUB-TOTAL:											144.00
FUND CODE SUB-TOTAL:											144.00
073251	0001	01/02/2019	A	Yearbook Ad sales	03	200	1690	9119	000000	000	115.00
073293	0001	01/14/2019	A	Yearbook Ad sales	03	200	1690	9119	000000	000	160.00
073301	0001	01/15/2019	A	Yearbook ad sales	03	200	1690	9119	000000	000	250.00
RCPT CODE SUB-TOTAL:											525.00
FUND CODE SUB-TOTAL:											525.00
073284	0001	01/11/2019	A	NHS T-Shirts	03	200	1690	9121	000000	000	162.00
RCPT CODE SUB-TOTAL:											162.00
FUND CODE SUB-TOTAL:											162.00
073268	0001	01/07/2019	A	Robotics club dues	03	200	1630	9302	000000	000	120.00
RCPT CODE SUB-TOTAL:											120.00
073342	0001	01/29/2019	A	Adena Donation Robotics tees	03	200	1820	9302	000000	000	300.00
RCPT CODE SUB-TOTAL:											300.00
FUND CODE SUB-TOTAL:											420.00
073272	0001	01/08/2019	A	JH recycling	03	200	1690	9612	000000	000	12.78

STATUS (STS) CODES:

A-RECEIPT B-REFUND OF RECEIPT V-VOID REFUND OF RECEIPT X-REDUCTION OF EXPENDITURE
 C-APPROPRIATION OR BUDGET MODIFICATIONS D-EXPENSE/SUPPLIES DISTRIBUTION F-FUND TO FUND TRANSFER

DATE: 02/04/2019
 TIME: 15:56

LEXINGTON LOCAL SCHOOLS
 TRANS. BY FUND/RCPT, ALL FUNDS
 DATES 01/01/2019 THRU 01/31/2019
 SORTED BY TRANSACTION DATE

PAGE: 10
 (RECLD)

TRANS NO	ITEM NO	TRANS DATE	STS	DESCRIPTION OR SOURCE	TI	FUND	RCPT	SPCC	SUBJ	OPU	TRANS AMOUNT	
											RCPT CODE SUB-TOTAL:	12.78
											FUND CODE SUB-TOTAL:	12.78
073303	0001	01/17/2019	A	JH PE vending	03	300	1620	9206	000000	000		350.00
											RCPT CODE SUB-TOTAL:	350.00
											FUND CODE SUB-TOTAL:	350.00
073263	0001	01/02/2019	A	Girls BB Adm 12/29	03	300	1610	9600	000000	708		672.00
073257	0001	01/03/2019	A	2018/19 winter sports passes	03	300	1610	9600	000000	000		100.00
073265	0001	01/07/2019	A	FR Boys BB adm 1/5	03	300	1610	9600	000000	707		142.00
073271	0001	01/07/2019	A	JH Girls BB Adm 1/5	03	300	1610	9600	000000	716		436.00
073271	0002	01/07/2019	A	JH Boys BB Adm 1/5	03	300	1610	9600	000000	715		436.00
073276	0001	01/08/2019	A	JH Boys BB Adm 1/7	03	300	1610	9600	000000	715		324.00
073286	0001	01/09/2019	A	JH Boys BB Adm 1/8	03	300	1610	9600	000000	715		299.00
073275	0001	01/11/2019	A	JH Girls BB Adm 1/9	03	300	1610	9600	000000	716		246.00
073287	0001	01/11/2019	A	FR Boys BB adm 1/10	03	300	1610	9600	000000	707		144.00
073288	0001	01/14/2019	A	JH Boys BB Adm 1/14	03	300	1610	9600	000000	715		340.00
073289	0001	01/14/2019	A	FR/JV Boys BB adm 1/12	03	300	1610	9600	000000	707		208.00
073290	0001	01/15/2019	A	Var/JV Boys BB adm 1/12	03	300	1610	9600	000000	707		2,692.00
073298	0001	01/15/2019	A	JH Boys BB adm 1/14	03	300	1610	9600	000000	715		232.00
073302	0001	01/16/2019	A	HS Girls BB adm 1/15	03	300	1610	9600	000000	708		534.00
073306	0001	01/18/2019	A	HS Girls BB adm 1/17	03	300	1610	9600	000000	708		238.00
073308	0001	01/19/2019	A	HS Boys BB adm 1/18	03	300	1610	9600	000000	707		1,907.00
073318	0001	01/25/2019	A	HS Girls BB adm	03	300	1610	9600	000000	708		342.00
073318	0002	01/25/2019	A	overage	03	300	1610	9600	000000	708		30.00
073319	0001	01/28/2019	A	JH Boys BB adm 1/26	03	300	1610	9600	000000	715		470.00
073319	0002	01/28/2019	A	overage	03	300	1610	9600	000000	715		4.00
073320	0001	01/28/2019	A	HS Boys BB adm 1/26	03	300	1610	9600	000000	707		112.00
073338	0001	01/29/2019	A	JH Girls BB adm 1/28	03	300	1610	9600	000000	716		274.00
073339	0001	01/29/2019	A	HS Girls BB adm 1/28	03	300	1610	9600	000000	708		220.00
											RCPT CODE SUB-TOTAL:	10,402.00
073281	0001	01/15/2019	A	Var/JV BB programs	03	300	1620	9600	000000	707		115.00
073309	0001	01/19/2019	A	Program sales 1/18	03	300	1620	9600	000000	707		90.00
											RCPT CODE SUB-TOTAL:	205.00

STATUS (STS) CODES:

A-RECEIPT B-REFUND OF RECEIPT V-VOID REFUND OF RECEIPT X-REDUCTION OF EXPENDITURE
 C-APPROPRIATION OR BUDGET MODIFICATIONS D-EXPENSE/SUPPLIES DISTRIBUTION F-FUND TO FUND TRANSFER

DATE: 02/04/2019
TIME: 15:56

LEXINGTON LOCAL SCHOOLS
TRANS. BY FUND/RCPT, ALL FUNDS
DATES 01/01/2019 THRU 01/31/2019
SORTED BY TRANSACTION DATE

PAGE: 11
(RECLED)

TRANS NO	ITEM NO	TRANS DATE	STS	DESCRIPTION OR SOURCE	TI	FUND	RCPT	SPCC	SUBJ	OPU	TRANS AMOUNT	
073252	0001	01/02/2019	A	2018 Soc/FB DHSAA tourn rebate	03	300	1690	9600	000000	000	3,879.20	
073264	0001	01/04/2019	A	DCC Sweatshirt Reimb - Massa	03	300	1690	9600	000000	000	50.00	
073297	0001	01/14/2019	A	Steve Smith Classic share	03	300	1690	9600	000000	000	78.00	
073300	0001	01/15/2019	A	Boys track uniform replacement	03	300	1690	9600	000000	000	45.00	
073307	0001	01/18/2019	A	2018/19 Program ad	03	300	1690	9600	000000	000	324.00	
											RCPT CODE SUB-TOTAL:	4,376.20
073253	0001	01/02/2019	A	2018 Swim Invite fee	03	300	1890	9600	000000	709	750.00	
											RCPT CODE SUB-TOTAL:	750.00
											FUND CODE SUB-TOTAL:	15,733.20
073334	0001	01/31/2019	A	IDEA-B Revenue	03	516	4220	9019	000000	000	71,028.81	
											RCPT CODE SUB-TOTAL:	71,028.81
											FUND CODE SUB-TOTAL:	71,028.81
073328	0001	01/30/2019	A	Title I Revenue	03	572	4220	9019	000000	000	40,393.36	
											RCPT CODE SUB-TOTAL:	40,393.36
											FUND CODE SUB-TOTAL:	40,393.36
073331	0001	01/30/2019	A	IDEA ECSE Revenue	03	587	4220	9019	000000	000	681.56	
073335	0001	01/31/2019	A	IDEA ECSE Restoration Revenue	03	587	4220	9019	000000	000	1,892.69	
											RCPT CODE SUB-TOTAL:	2,574.25
											FUND CODE SUB-TOTAL:	2,574.25
073330	0001	01/30/2019	A	Title II-A Revenue	03	590	4220	9019	000000	000	13,103.87	
											RCPT CODE SUB-TOTAL:	13,103.87
											FUND CODE SUB-TOTAL:	13,103.87

STATUS (STS) CODES:

A-RECEIPT B-REFUND OF RECEIPT V-VOID REFUND OF RECEIPT X-REDUCTION OF EXPENDITURE
C-APPROPRIATION OR BUDGET MODIFICATIONS D-EXPENSE/SUPPLIES DISTRIBUTION F-FUND TO FUND TRANSFER

DATE: 02/04/2019
TIME: 15:56

LEXINGTON LOCAL SCHOOLS
TRANS. BY FUND/RCPT, ALL FUNDS
DATES 01/01/2019 THRU 01/31/2019
SORTED BY TRANSACTION DATE

PAGE: 12
(RECLD)

TRANS NO	ITEM NO	TRANS DATE	STS	DESCRIPTION OR SOURCE	T1	FUND	RCPT	SPCC	SUBJ	OPU	TRANS AMOUNT	
073332	0001	01/30/2019	A	Title IV-A Revenue	03	599	4220	9018	000000	000	528.00	
073333	0001	01/30/2019	A	Title IV-A Revenue	03	599	4220	9018	000000	000	528.00-	
											RCPT CODE SUB-TOTAL:	0.00
											FUND CODE SUB-TOTAL:	0.00
073333	0002	01/30/2019	A	Title IV-A Revenue	03	599	4220	9019	000000	000	528.00	
											RCPT CODE SUB-TOTAL:	528.00
											FUND CODE SUB-TOTAL:	528.00
											GRAND TOTAL:	1,592,645.98

STATUS (STS) CODES:

A-RECEIPT B-REFUND OF RECEIPT V-VOID REFUND OF RECEIPT X-REDUCTION OF EXPENDITURE
C-APPROPRIATION OR BUDGET MODIFICATIONS D-EXPENSE/SUPPLIES DISTRIBUTION F-FUND TO FUND TRANSFER

LEXINGTON LOCAL SCHOOLS
 Revenue Account Summary
 SORTED BY FUND-SCC/ACCT

	FYTD Receivable	FYTD Actual Receipts	MTD Actual Receipts	YTD Actual Receipts	FYTD Balance Receivable	FYTD Percent Received
*****TOTAL FOR FUND-SCC 001 0000 (GENERAL FUND):	24,495,508.00	12,611,106.06	966,692.77	966,692.77	11,884,401.94	51.48
*****TOTAL FOR FUND-SCC 003 0000 (PERMANENT IMPROVEMENT FUND):	702,632.00	304,890.24	0.00	0.00	397,741.76	43.39
*****TOTAL FOR FUND-SCC 006 0000 (FOOD SERVICE FUND):	755,799.00	322,848.21	34,068.32	34,068.32	432,950.79	42.72
*****TOTAL FOR FUND-SCC 007 9100 (LEXINGTON MINUTEMEN ACADEMIC SCHOLARSHIP FUND):	6,040.00	494.56	14.74	14.74	5,545.44	8.19
*****TOTAL FOR FUND-SCC 007 9800 (TERRY McCAMMON SCHOLARSHIP FUND):	350.00	129.39	20.64	20.64	220.61	36.97
*****TOTAL FOR FUND-SCC 018 9100 (HIGH SCHOOL PRINCIPAL'S FUND):	10,628.00	3,019.38	187.99	187.99	7,608.62	28.41
*****TOTAL FOR FUND-SCC 018 9200 (JUNIOR HIGH PRINCIPAL'S FUND):	5,233.00	4,245.78	0.00	0.00	987.22	81.13
*****TOTAL FOR FUND-SCC 018 9300 (EASTERN PRINCIPAL'S FUND):	9,609.00	4,097.59	1,216.10	1,216.10	5,511.41	42.64
*****TOTAL FOR FUND-SCC 018 9301 (EASTERN ELEMENTARY BOOKFAIR/BOXTOPS FUND):	6,539.00	2,894.46	0.00	0.00	3,644.54	44.26
*****TOTAL FOR FUND-SCC 018 9302 (EASTERN ELEMENTARY MATH):	1,226.00	0.00	0.00	0.00	1,226.00	0.00

*** NOTE!! ONLY ACTIVE ACCOUNTS HAVE BEEN SELECTED, TOTALS MAY EXCLUDE AMOUNTS THAT ARE RELATED TO INACTIVE ACCOUNTS. ***

	FYTD Receivable	FYTD Actual Receipts	MTD Actual Receipts	YTD Actual Receipts	FYTD Balance Receivable	FYTD Percent Received
*****TOTAL FOR FUND-SCC 018 9303 (EASTERN RUN CLUB):	0.00	206.68	0.00	0.00	206.68	0.00
*****TOTAL FOR FUND-SCC 018 9400 (CENTRAL PRINCIPAL'S FUND):	5,785.00	2,026.20	407.90	407.90	3,758.80	35.03
*****TOTAL FOR FUND-SCC 018 9401 (CENTRAL ELEMENTARY BOOKFAIR FUND):	4,548.00	2,464.10	16.00	16.00	2,083.90	54.18
*****TOTAL FOR FUND-SCC 018 9402 (CENTRAL ELEMENTARY ART):	1,415.00	0.00	0.00	0.00	1,415.00	0.00
*****TOTAL FOR FUND-SCC 018 9500 (WESTERN PRINCIPAL'S FUND):	6,709.00	3,331.25	40.00	40.00	3,377.75	49.65
*****TOTAL FOR FUND-SCC 018 9501 (WESTERN ELEMENTARY BOOKFAIR/BOXTOPS FUND):	5,976.00	3,623.12	0.00	0.00	2,352.88	60.63
*****TOTAL FOR FUND-SCC 018 9503 (WESTERN ELEMENTARY ART):	2,455.00	0.00	0.00	0.00	2,455.00	0.00
*****TOTAL FOR FUND-SCC 019 9121 (CENTRAL ELEMENTARY PTO GRANTS):	1,171.00	1,087.67	11.61	11.61	83.33	92.88
*****TOTAL FOR FUND-SCC 019 9122 (EASTERN ELEMENTARY PTO GRANTS):	1,171.00	1,087.68	11.62	11.62	83.32	92.88
*****TOTAL FOR FUND-SCC 019 9123 (WESTERN ELEMENTARY PTO GRANTS):	1,171.00	1,087.68	11.61	11.61	83.32	92.88

*** NOTE!! ONLY ACTIVE ACCOUNTS HAVE BEEN SELECTED, TOTALS MAY EXCLUDE AMOUNTS THAT ARE RELATED TO INACTIVE ACCOUNTS. ***

	FYTD Receivable	FYTD Actual Receipts	MTD Actual Receipts	YTD Actual Receipts	FYTD Balance Receivable	FYTD Percent Received
*****TOTAL FOR FUND-SCC 019 9218 (RICH CO FOUND-WRITE STUFF STEAM KIT):	1,172.57	1,172.57	0.00	0.00	0.00	100.00
*****TOTAL FOR FUND-SCC 019 9301 (RICH CO FOUND/SECD ROBOTICS GRANT (HEIMANN)):	15,000.00	0.00	0.00	0.00	15,000.00	0.00
*****TOTAL FOR FUND-SCC 022 9601 (DHSAA TOURNAMENT AGENCY FUND):	76,290.00	14,336.34	0.00	0.00	61,953.66	18.79
*****TOTAL FOR FUND-SCC 024 0000 (EMPLOYEE BENEFITS FUND FOR MEDICAL/DENTAL):	4,921,275.00	2,620,829.00	444,971.41	444,971.41	2,300,446.00	53.26
*****TOTAL FOR FUND-SCC 200 9102 (HIGH SCHOOL DRAMA CLUB):	15,893.00	0.00	0.00	0.00	15,893.00	0.00
*****TOTAL FOR FUND-SCC 200 9104 (HIGH SCHOOL LEADERSHIP COUNCIL):	3,712.00	0.00	0.00	0.00	3,712.00	0.00
*****TOTAL FOR FUND-SCC 200 9105 (HIGH SCHOOL FRENCH CLUB):	184.00	0.00	0.00	0.00	184.00	0.00
*****TOTAL FOR FUND-SCC 200 9107 (HIGH SCHOOL SPANISH CLUB):	400.00	0.00	0.00	0.00	400.00	0.00
*****TOTAL FOR FUND-SCC 200 9108 (HIGH SCHOOL LED CLUB):	955.00	408.21	0.00	0.00	546.79	42.74
*****TOTAL FOR FUND-SCC 200 9114 (HIGH SCHOOL STUDENT COUNCIL FUND):	958.00	649.27	0.00	0.00	308.73	67.77

*** NOTE!! ONLY ACTIVE ACCOUNTS HAVE BEEN SELECTED, TOTALS MAY EXCLUDE AMOUNTS THAT ARE RELATED TO INACTIVE ACCOUNTS. ***

	FYTD Receivable	FYTD Actual Receipts	MTD Actual Receipts	YTD Actual Receipts	FYTD Balance Receivable	FYTD Percent Received
*****TOTAL FOR FUND-SCC 200 9115 (HIGH SCHOOL KEY CLUB):	436.00	394.00	144.00	144.00	42.00	90.37
*****TOTAL FOR FUND-SCC 200 9119 (HIGH SCHOOL YEARBOOK FUND):	13,323.00	11,735.00	525.00	525.00	1,588.00	88.08
*****TOTAL FOR FUND-SCC 200 9121 (HIGH SCHOOL NATIONAL HONOR SOCIETY):	1,590.00	2,218.00	162.00	162.00	628.00-	139.50
*****TOTAL FOR FUND-SCC 200 9201 (JUNIOR HIGH ART CLUB):	96.00	56.20	0.00	0.00	39.60	58.54
*****TOTAL FOR FUND-SCC 200 9204 (JUNIOR HIGH STUDENT COUNCIL FUND):	1,686.00	659.85	0.00	0.00	1,026.15	39.14
*****TOTAL FOR FUND-SCC 200 9301 (EASTERN ELEMENTARY STUDENT ACTIVITY FUND):	2,225.00	474.35	0.00	0.00	1,750.65	21.32
*****TOTAL FOR FUND-SCC 200 9302 (EASTERN ELEMENTARY ROBOTICS FUND):	0.00	855.00	420.00	420.00	855.00-	0.00
*****TOTAL FOR FUND-SCC 200 9611 (HIGH SCHOOL INFORMED TEENS FUND):	1,402.00	0.00	0.00	0.00	1,402.00	0.00
*****TOTAL FOR FUND-SCC 200 9612 (JUNIOR HIGH INFORMED TEENS FUND):	736.00	20.28	12.78	12.78	715.72	2.76
*****TOTAL FOR FUND-SCC 300 9115 (JAZZ BAND):	528.00	0.00	0.00	0.00	528.00	0.00

*** NOTE!! ONLY ACTIVE ACCOUNTS HAVE BEEN SELECTED, TOTALS MAY EXCLUDE AMOUNTS THAT ARE RELATED TO INACTIVE ACCOUNTS. ***

	FYTD Receivable	FYTD Actual Receipts	MTD Actual Receipts	YTD Actual Receipts	FYTD Balance Receivable	FYTD Percent Received
*****TOTAL FOR FUND-SCC 300 9116 (CHOIR):	200.00	0.00	0.00	0.00	200.00	0.00
*****TOTAL FOR FUND-SCC 300 9206 (JUNIOR HIGH PHYS ED DEPARTMENT FUND):	2,910.00	1,900.00	350.00	350.00	1,010.00	65.29
*****TOTAL FOR FUND-SCC 300 9600 (ATHLETIC FUND):	227,988.00	164,880.80	15,733.20	15,733.20	63,107.20	72.32
*****TOTAL FOR FUND-SCC 300 9601 (ATHLETIC CAPITAL FUND):	26,000.00	13,000.00	0.00	0.00	13,000.00	50.00
*****TOTAL FOR FUND-SCC 300 9603 (ELEMENTARY MUSIC):	276.00	0.00	0.00	0.00	276.00	0.00
*****TOTAL FOR FUND-SCC 451 9019 (Network Connectivity FY 2019):	9,000.00	4,500.00	0.00	0.00	4,500.00	50.00
*****TOTAL FOR FUND-SCC 499 9018 (SECONDARY TRANSITION ENHANCEMENT FUND):	1,171.00	1,171.00	0.00	0.00	0.00	100.00
*****TOTAL FOR FUND-SCC 499 9019 (SCHOOL SAFETY GRANT):	13,136.25	13,136.25	0.00	0.00	0.00	100.00
*****TOTAL FOR FUND-SCC 516 9018 (IDEA-B SPECIAL EDUCATION FY18):	85,890.06	86,225.54	0.00	0.00	335.48	100.39
*****TOTAL FOR FUND-SCC 516 9019 (IDEA-B SPECIAL EDUCATION FY19):	561,089.77	213,515.09	71,028.81	71,028.81	347,574.68	38.05

*** NOTE!! ONLY ACTIVE ACCOUNTS HAVE BEEN SELECTED, TOTALS MAY EXCLUDE AMOUNTS THAT ARE RELATED TO INACTIVE ACCOUNTS. ***

	FYTD Receivable	FYTD Actual Receipts	MTD Actual Receipts	YTD Actual Receipts	FYTD Balance Receivable	FYTD Percent Received
*****TOTAL FOR FUND-SCC 572 9018 (TITLE I FY18):	49,793.26	51,049.39	0.00	0.00	1,256.13-	102.52
*****TOTAL FOR FUND-SCC 572 9019 (TITLE I FY19):	270,406.27	116,636.44	40,393.36	40,393.36	153,769.83	43.13
*****TOTAL FOR FUND-SCC 587 9018 (EARLY CHILDHOOD SPECIAL EDUCATION IDEA FY18):	515.19	515.19	0.00	0.00	0.00	100.00
*****TOTAL FOR FUND-SCC 587 9019 (EARLY CHILDHOOD SPECIAL EDUCATION IDEA FY19):	28,685.67	6,412.24	2,574.25	2,574.25	22,273.43	22.35
*****TOTAL FOR FUND-SCC 590 9019 (TITLE II-A IMPROVING TEACHER QUALITY FY19):	55,035.92	32,886.12	13,103.87	13,103.87	22,149.80	59.75
*****TOTAL FOR FUND-SCC 599 9019 (TITLE IV):	26,103.87	8,239.00	528.00	528.00	17,864.87	31.56
*****GRAND TOTALS:	32,440,027.83	16,636,515.18	1,592,645.98	1,592,645.98	15,803,512.65	51.28

*** NOTE!! ONLY ACTIVE ACCOUNTS HAVE BEEN SELECTED, TOTALS MAY EXCLUDE AMOUNTS THAT ARE RELATED TO INACTIVE ACCOUNTS. ***

LEXINGTON LOCAL SCHOOLS
 Appropriation Account Summary
 SORTED BY FUND-SCC/ACCT

FYTD Appropriated	Prior FY Carryover Encumbrances	FYTD Expendable	FYTD Actual Expenditures	MTD Actual Expenditures	Current + Future Encumbrances	FYTD Remaining Balance	FYTD Percent Exp/Enc
*****TOTAL FOR FUND-SCC 001 0000 (GENERAL FUND):							
25,276,089.00	46,429.80	25,322,518.80	14,271,896.03	2,155,874.42	1,330,906.29	9,719,716.48	61.62
*****TOTAL FOR FUND-SCC 003 0000 (PERMANENT IMPROVEMENT FUND):							
740,828.27	6,555.13	747,383.40	684,414.44	659.97	1,825.11	61,143.85	91.82
*****TOTAL FOR FUND-SCC 006 0000 (FOOD SERVICE FUND):							
760,280.38	366.83	760,647.21	405,370.74	54,572.18	106,010.70	249,265.77	67.23
*****TOTAL FOR FUND-SCC 007 9100 (LEXINGTON MINUTEMEN ACADEMIC SCHOLARSHIP FUND):							
8,000.00	500.00	8,500.00	5,300.00	5,300.00	1,000.00	2,200.00	74.12
*****TOTAL FOR FUND-SCC 007 9800 (TERRY McCAMMON SCHOLARSHIP FUND):							
500.00	0.00	500.00	0.00	0.00	0.00	500.00	0.00
*****TOTAL FOR FUND-SCC 018 9100 (HIGH SCHOOL PRINCIPAL'S FUND):							
12,052.00	0.00	12,052.00	2,758.12	273.15	8,111.40	1,182.48	90.19
*****TOTAL FOR FUND-SCC 018 9200 (JUNIOR HIGH PRINCIPAL'S FUND):							
4,340.00	2,380.00	6,720.00	2,890.00	0.00	3,445.09	384.91	94.27
*****TOTAL FOR FUND-SCC 018 9300 (EASTERN PRINCIPAL'S FUND):							
13,246.00	827.80	14,073.80	4,068.43	433.55	2,214.37	7,791.00	44.64
*****TOTAL FOR FUND-SCC 018 9301 (EASTERN ELEMENTARY BOOKFAIR/BOXTOPS FUND):							
6,931.00	0.00	6,931.00	3,525.93	0.00	4,352.04	946.97	113.66
*****TOTAL FOR FUND-SCC 018 9302 (EASTERN ELEMENTARY MATH):							
715.00	0.00	715.00	367.78	0.00	42.22	305.00	57.34

*** NOTE!! ONLY ACTIVE ACCOUNTS HAVE BEEN SELECTED, TOTALS MAY EXCLUDE AMOUNTS THAT ARE RELATED TO INACTIVE ACCOUNTS. ***

LEXINGTON LOCAL SCHOOLS
 Appropriation Account Summary
 SORTED BY FUND-SCC/ACCT

FYTD Appropriated	Prior FY Carryover Encumbrances	FYTD Expendable	FYTD Actual Expenditures	MTD Actual Expenditures	Current + Future Encumbrances	FYTD Remaining Balance	FYTD Percent Exp/Enc
*****TOTAL FOR FUND-SCC 018 9400 (CENTRAL PRINCIPAL'S FUND):							
5,121.00	437.96	5,558.96	1,316.22	515.29	3,392.71	850.03	84.71
*****TOTAL FOR FUND-SCC 018 9401 (CENTRAL ELEMENTARY BOOKFAIR FUND):							
5,937.00	0.00	5,937.00	1,447.45	0.00	2,700.46	1,789.09	69.87
*****TOTAL FOR FUND-SCC 018 9402 (CENTRAL ELEMENTARY ART):							
1,096.00	0.00	1,096.00	0.00	0.00	0.00	1,096.00	0.00
*****TOTAL FOR FUND-SCC 018 9500 (WESTERN PRINCIPAL'S FUND):							
5,039.00	473.51	5,512.51	1,963.48	0.00	562.50	2,986.53	45.82
*****TOTAL FOR FUND-SCC 018 9501 (WESTERN ELEMENTARY BOOKFAIR/BDXTOPS FUND):							
6,474.00	0.00	6,474.00	3,620.78	0.00	0.00	2,853.22	55.93
*****TOTAL FOR FUND-SCC 018 9503 (WESTERN ELEMENTARY ART):							
1,918.00	0.00	1,918.00	0.00	0.00	0.00	1,918.00	0.00
*****TOTAL FOR FUND-SCC 018 9901 (JUNIOR HIGH TEACHER ADVISORY FUND):							
109.25	0.00	109.25	0.00	0.00	0.00	109.25	0.00
*****TOTAL FOR FUND-SCC 019 9121 (CENTRAL ELEMENTARY PTO GRANTS):							
1,324.65	250.00	1,574.65	453.60	172.02	627.98	493.07	68.69
*****TOTAL FOR FUND-SCC 019 9122 (EASTERN ELEMENTARY PTO GRANTS):							
1,547.22	0.00	1,547.22	268.22	0.00	0.00	1,279.00	17.34
*****TOTAL FOR FUND-SCC 019 9123 (WESTERN ELEMENTARY PTO GRANTS):							
4,707.40	0.00	4,707.40	328.03	254.10	992.00	3,387.37	28.04

*** NOTE!! ONLY ACTIVE ACCOUNTS HAVE BEEN SELECTED, TOTALS MAY EXCLUDE AMOUNTS THAT ARE RELATED TO INACTIVE ACCOUNTS. ***

LEXINGTON LOCAL SCHOOLS
 Appropriation Account Summary
 SORTED BY FUND-SCC/ACCT

FYTD Appropriated	Prior FY Carryover Encumbrances	FYTD Expendable	FYTD Actual Expenditures	MTD Actual Expenditures	Current + Future Encumbrances	FYTD Remaining Balance	FYTD Percent Exp/Enc
*****TOTAL FOR FUND-SCC 019 9200 (RICHLAND COUNTY FOUNDATION GRANT PLAYGROUND):							
200.00	0.00	200.00	0.00	0.00	0.00	200.00	0.00
*****TOTAL FOR FUND-SCC 019 9218 (RICH CO FOUND-WRITE STUFF STEAM KIT):							
1,172.57	0.00	1,172.57	436.49	0.00	0.00	736.08	37.23
*****TOTAL FOR FUND-SCC 019 9301 (RICH CO FOUND/SECO ROBOTICS GRANT (HEIMANN)):							
15,600.00	0.00	15,600.00	32.26	32.26	567.74	15,000.00	3.85
*****TOTAL FOR FUND-SCC 022 9601 (OHSAA TOURNAMENT AGENCY FUND):							
74,027.00	246.56	74,273.56	23,754.14	515.60	52,367.53	1,848.11	102.49
*****TOTAL FOR FUND-SCC 024 0000 (EMPLOYEE BENEFITS FUND FOR MEDICAL/DENTAL):							
4,459,905.00	0.00	4,459,905.00	2,886,082.62	358,952.97	13,750.00	1,560,072.38	65.02
*****TOTAL FOR FUND-SCC 200 9101 (HIGH SCHOOL ART CLUB):							
93.76	0.00	93.76	0.00	0.00	0.00	93.76	0.00
*****TOTAL FOR FUND-SCC 200 9102 (HIGH SCHOOL DRAMA CLUB):							
15,416.00	5,110.00	20,526.00	4,844.78	0.00	3,205.00	12,476.22	39.22
*****TOTAL FOR FUND-SCC 200 9103 (HIGH SCHOOL MATH CLUB):							
52.70	0.00	52.70	0.00	0.00	0.00	52.70	0.00
*****TOTAL FOR FUND-SCC 200 9104 (HIGH SCHOOL LEADERSHIP COUNCIL):							
3,656.00	0.00	3,656.00	0.00	0.00	0.00	3,656.00	0.00
*****TOTAL FOR FUND-SCC 200 9105 (HIGH SCHOOL FRENCH CLUB):							
107.00	0.00	107.00	0.00	0.00	0.00	107.00	0.00

*** NOTE!! ONLY ACTIVE ACCOUNTS HAVE BEEN SELECTED, TOTALS MAY EXCLUDE AMOUNTS THAT ARE RELATED TO INACTIVE ACCOUNTS. ***

LEXINGTON LOCAL SCHOOLS
 Appropriation Account Summary
 SORTED BY FUND-SCC/ACCT

FYTD Appropriated	Prior FY Carryover Encumbrances	FYTD Expendable	FYTD Actual Expenditures	MTD Actual Expenditures	Current + Future Encumbrances	FYTD Remaining Balance	FYTD Percent Exp/Enc
*****TOTAL FOR FUND-SCC 200 9107 (HIGH SCHOOL SPANISH CLUB):							
483.00	0.00	483.00	20.00	0.00	0.00	463.00	4.14
*****TOTAL FOR FUND-SCC 200 9108 (HIGH SCHOOL LED CLUB):							
2,009.00	0.00	2,009.00	394.05	0.00	1,605.95	9.00	99.55
*****TOTAL FOR FUND-SCC 200 9114 (HIGH SCHOOL STUDENT COUNCIL FUND):							
2,276.86	0.00	2,276.86	234.83	0.00	2,265.17	223.14	109.80
*****TOTAL FOR FUND-SCC 200 9115 (HIGH SCHOOL KEY CLUB):							
1,232.00	117.79	1,349.79	841.97	0.00	169.03	338.79	74.90
*****TOTAL FOR FUND-SCC 200 9116 (HIGH SCHOOL CHESS CLUB):							
321.00	0.00	321.00	0.00	0.00	0.00	321.00	0.00
*****TOTAL FOR FUND-SCC 200 9119 (HIGH SCHOOL YEARBOOK FUND):							
18,982.00	9,136.66	28,118.66	19,980.78	0.00	4,128.14	4,009.74	85.74
*****TOTAL FOR FUND-SCC 200 9120 (HIGH SCHOOL JOURNALISM FUND):							
165.00	0.00	165.00	0.00	0.00	0.00	165.00	0.00
*****TOTAL FOR FUND-SCC 200 9121 (HIGH SCHOOL NATIONAL HONOR SOCIETY):							
2,000.00	0.00	2,000.00	1,907.99	0.00	355.21	263.20	113.16
*****TOTAL FOR FUND-SCC 200 9201 (JUNIOR HIGH ART CLUB):							
481.13	0.00	481.13	0.00	0.00	275.00	206.13	57.16
*****TOTAL FOR FUND-SCC 200 9204 (JUNIOR HIGH STUDENT COUNCIL FUND):							
1,128.00	0.00	1,128.00	251.75	0.00	368.25	508.00	54.96

*** NOTE!! ONLY ACTIVE ACCOUNTS HAVE BEEN SELECTED, TOTALS MAY EXCLUDE AMOUNTS THAT ARE RELATED TO INACTIVE ACCOUNTS. ***

FYTD Appropriated	Prior FY Carryover Encumbrances	FYTD Expendable	FYTD Actual Expenditures	MTD Actual Expenditures	Current + Future Encumbrances	FYTD Remaining Balance	FYTD Percent Exp/Enc
*****TOTAL FOR FUND-SCC 200 9205 (JUNIOR HIGH LIBRARY CLUB):							
77.65	0.00	77.65	0.00	0.00	0.00	77.65	0.00
*****TOTAL FOR FUND-SCC 200 9301 (EASTERN ELEMENTARY STUDENT ACTIVITY FUND):							
1,764.00	0.00	1,764.00	528.00	408.00	0.00	1,236.00	29.93
*****TOTAL FOR FUND-SCC 200 9611 (HIGH SCHOOL INFORMED TEENS FUND):							
1,454.00	0.00	1,454.00	0.00	0.00	0.00	1,454.00	0.00
*****TOTAL FOR FUND-SCC 200 9612 (JUNIOR HIGH INFORMED TEENS FUND):							
530.00	0.00	530.00	0.00	0.00	0.00	530.00	0.00
*****TOTAL FOR FUND-SCC 300 9115 (JAZZ BAND):							
649.00	0.00	649.00	0.00	0.00	0.00	649.00	0.00
*****TOTAL FOR FUND-SCC 300 9116 (CHOIR):							
1,302.20	0.00	1,302.20	92.00	92.00	0.00	1,210.20	7.06
*****TOTAL FOR FUND-SCC 300 9206 (JUNIOR HIGH PHYS ED DEPARTMENT FUND):							
2,453.00	0.00	2,453.00	1,910.01	397.04	372.99	170.00	93.07
*****TOTAL FOR FUND-SCC 300 9600 (ATHLETIC FUND):							
222,500.00	8,272.86	230,772.86	174,254.76	17,750.14	64,416.59	7,898.49	103.42
*****TOTAL FOR FUND-SCC 300 9602 (ORCHESTRA):							
63.22	0.00	63.22	0.00	0.00	0.00	63.22	0.00
*****TOTAL FOR FUND-SCC 300 9603 (ELEMENTARY MUSIC):							
1,552.00	0.00	1,552.00	179.84	0.00	0.00	1,372.16	11.59

*** NOTE!! ONLY ACTIVE ACCOUNTS HAVE BEEN SELECTED, TOTALS MAY EXCLUDE AMOUNTS THAT ARE RELATED TO INACTIVE ACCOUNTS. ***

LEXINGTON LOCAL SCHOOLS
 Appropriation Account Summary
 SORTED BY FUND-SCC/ACCT

FYTD Appropriated	Prior FY Carryover Encumbrances	FYTD Expendable	FYTD Actual Expenditures	MTD Actual Expenditures	Current + Future Encumbrances	FYTD Remaining Balance	FYTD Percent Exp/Enc
*****TOTAL FOR FUND-SCC 300 9605 (BAND):							
232.95	0.00	232.95	0.00	0.00	0.00	232.95	0.00
*****TOTAL FOR FUND-SCC 451 9019 (Network Connectivity FY 2019):							
9,000.00	0.00	9,000.00	9,000.00	9,000.00	0.00	0.00	100.00
*****TOTAL FOR FUND-SCC 499 9018 (SECONDARY TRANSITION ENHANCEMENT FUND):							
0.00	1,171.00	1,171.00	1,171.00	0.00	0.00	0.00	100.00
*****TOTAL FOR FUND-SCC 499 9019 (SCHOOL SAFETY GRANT):							
13,136.25	0.00	13,136.25	0.00	0.00	0.00	13,136.25	0.00
*****TOTAL FOR FUND-SCC 516 9018 (IDEA-B SPECIAL EDUCATION FY18):							
13,319.26	27,325.14	40,644.40	40,644.40	0.00	0.00	0.00	100.00
*****TOTAL FOR FUND-SCC 516 9019 (IDEA-B SPECIAL EDUCATION FY19):							
560,754.29	0.00	560,754.29	224,284.74	29,003.42	237,382.28	99,087.27	82.33
*****TOTAL FOR FUND-SCC 572 9018 (TITLE I FY18):							
34,567.08	378.00	34,945.08	34,945.08	0.00	0.00	0.00	100.00
*****TOTAL FOR FUND-SCC 572 9019 (TITLE I FY19):							
270,119.04	0.00	270,119.04	122,914.10	22,306.22	25,220.86	121,984.08	54.84
*****TOTAL FOR FUND-SCC 587 9018 (EARLY CHILDHOOD SPECIAL EDUCATION IDEA FY18):							
4,410.28	4,410.28	0.00	0.00	0.00	0.00	0.00	0.00
*****TOTAL FOR FUND-SCC 587 9019 (EARLY CHILDHOOD SPECIAL EDUCATION IDEA FY19):							
28,685.67	0.00	28,685.67	6,412.24	894.62	12,395.78	9,877.65	65.57

*** NOTE!! ONLY ACTIVE ACCOUNTS HAVE BEEN SELECTED, TOTALS MAY EXCLUDE AMOUNTS THAT ARE RELATED TO INACTIVE ACCOUNTS. ***

LEXINGTON LOCAL SCHOOLS
 Appropriation Account Summary
 SORTED BY FUND-SCC/ACCT

FYTD Appropriated	Prior FY Carryover Encumbrances	FYTD Expendable	FYTD Actual Expenditures	MTD Actual Expenditures	Current + Future Encumbrances	FYTD Remaining Balance	FYTD Percent Exp/Enc
*****TOTAL FOR FUND-SCC 590 9019 (TITLE II-A IMPROVING TEACHER QUALITY FY19):							
55,035.92	0.00	55,035.92	35,376.57	7,451.96	0.00	19,659.35	64.28
*****TOTAL FOR FUND-SCC 599 9018 (TITLE IV):							
3,400.00-	3,400.00	0.00	0.00	0.00	0.00	0.00	0.00
*****TOTAL FOR FUND-SCC 599 9019 (TITLE IV):							
26,103.87	0.00	26,103.87	8,239.00	0.00	241.00	17,623.87	32.49
*****GRAND TOTALS:							
32,691,052.31	117,789.32	32,808,841.63	18,988,722.65	2,664,858.91	1,885,269.39	11,934,849.59	63.62

*** NOTE!! ONLY ACTIVE ACCOUNTS HAVE BEEN SELECTED, TOTALS MAY EXCLUDE AMOUNTS THAT ARE RELATED TO INACTIVE ACCOUNTS. ***