

# LEXINGTON LOCAL SCHOOLS



---

FINANCIAL REPORT  
FOR THE PERIOD ENDING  
FEBRUARY 29, 2024

---

PREPARED BY  
JASON WHITESEL, TREASURER/CFO

Gross Depository Balances:

|                                  |                |
|----------------------------------|----------------|
| Richland Bank MMA 5719           | \$64,001.90    |
| Richland Bank Sweep Acct 3520    | \$1,985,926.98 |
| Richland Bank General Acct 0580  | \$300,000.00   |
| Richland Bank Anthem Sweep 3523  | \$477,411.79   |
| Richland Bank EE Benefits 3180   | \$0.00         |
| Richland Bank Payroll Acct 9780  | \$26,330.99    |
| Richland Bank Athletic Acct 3280 | \$4,520.00     |

Total Depository Balances (Gross) \$2,858,191.66

Adjustments to Bank Balance:

|                                |                |
|--------------------------------|----------------|
| Cash in Transit to Bank        | \$2,571.50     |
| Outstanding Checks             | (\$217,986.57) |
| Adjustments:                   |                |
| Vision Adjustment              | \$21.86        |
| Municipal Income Tax Deduction | (\$2,009.84)   |

Total Adjustments to Bank Balance (\$217,403.05)

Investments:

|                          |                |
|--------------------------|----------------|
| Treasury Bonds and Notes | \$3,418,282.04 |
| Certificate of Deposits  | \$3,073,107.82 |
| Other Securities         | \$0.00         |
| Other Investments:       |                |
| Richland Bank MMA 5750   | \$380,278.39   |
| Richland Bank MMA R252   | \$781,820.44   |

Total Investments \$7,653,488.69

Cash on Hand:

|                           |            |
|---------------------------|------------|
| Petty Cash:               |            |
| Treasurer's Office        | \$100.00   |
| High School               | \$50.00    |
| Junior High School        | \$50.00    |
| Eastern, Central, Western | \$100.00   |
| Change Cash:              |            |
| Athletic Change           | \$3,000.00 |
| Cafeteria Change          | \$276.00   |
| Junior High School Change | \$100.00   |
| Central Change            | \$100.00   |
| Cash with Fiscal Agent    | \$0.00     |

Total Cash on Hand \$3,776.00

Total Balances \$10,298,053.30

Total Fund Balance \$10,298,053.30

February 01, 2024 through February 29, 2024

Account Name : Lexington Local SD Managing Agency

Account No : 5750

## Summary Of Investment Holdings

| Shares or Par Value                      | Investment Category                        |        | Avg Unit Cost | Cost Basis          | Unit Price | Market Value        | Estimated Ann Inc | Current Yield   |
|--|--|--------|---------------|---------------------|------------|---------------------|-------------------|-----------------|
| <b><u>Money Markets - Taxable</u></b>    |  |        |               |                     |            |                     |                   |                 |
| 380,278.39                               | Northern Instl Government Select Portfolio |        | 1.00          | 380,278.39          | 1.00       | 380,278.39          | 19,736.45         | 5.19%           |
| <b>Totals</b>                            |  |        |               | <b>380,278.39</b>   |            | <b>380,278.39</b>   | <b>19,736.45</b>  | <b>5.19%</b>    |
| <b><u>Marketable CDs</u></b>             |  |        |               |                     |            |                     |                   |                 |
| 100,000                                  | Border State Bank                          | 1.100% | 03/27/2024    | 100.00              | 100,000.00 | 99.69               | 99,693.30         | 1,100.00 1.10%  |
| 200,000                                  | Jpmorgan Chase Bk N A                      | 4.700% | 04/30/2024    | 100.00              | 200,000.00 | 99.87               | 199,740.66        | 9,400.00 4.71%  |
| 248,000                                  | Live Oak Banking Company                   | 1.250% | 09/13/2024    | 100.00              | 248,000.00 | 97.94               | 242,887.88        | 3,100.00 1.28%  |
| 200,000                                  | Industrial & Com Bank 0.3                  | 0.350% | 02/11/2025    | 100.00              | 200,000.00 | 95.68               | 191,357.77        | 700.00 0.37%    |
| 150,000                                  | Barclays Bk Del                            | 2.950% | 05/12/2025    | 100.00              | 150,000.00 | 97.67               | 146,506.23        | 4,425.00 3.02%  |
| 248,000                                  | Goldman Sachs Bk USA                       | 0.800% | 08/18/2025    | 100.00              | 248,000.00 | 94.27               | 233,793.74        | 1,984.00 0.85%  |
| 200,000                                  | First Ctznz Bk & Tr Co Rale                | 4.700% | 10/28/2025    | 100.00              | 200,000.00 | 99.79               | 199,580.90        | 9,400.00 4.71%  |
| 200,000                                  | Morgan Stanley Private Bk N                | 4.050% | 09/30/2026    | 100.00              | 200,000.00 | 98.55               | 197,103.97        | 8,100.00 4.11%  |
| 200,000                                  | Morgan Stanley Bk N A                      | 4.850% | 10/30/2026    | 100.00              | 200,000.00 | 100.05              | 200,098.85        | 9,700.00 4.85%  |
| 248,000                                  | Somerset Tr Co Pa                          | 4.350% | 01/13/2027    | 100.00              | 248,000.00 | 100.02              | 248,052.43        | 10,788.00 4.35% |
| 200,000                                  | First Bank Chicago                         | 5.000% | 05/07/2027    | 100.00              | 200,000.00 | 100.12              | 200,243.52        | 10,000.00 4.99% |
| 243,000                                  | Bankers Bk Madison WI                      | 4.250% | 11/24/2027    | 100.00              | 243,000.00 | 100.43              | 244,040.28        | 10,327.50 4.23% |
| 243,000                                  | Discover Bk                                | 4.400% | 04/17/2028    | 100.04              | 243,107.82 | 101.15              | 245,782.94        | 10,692.00 4.35% |
| 243,000                                  | Bmo Harris Bk Natl Assn Chi                | 4.500% | 05/16/2028    | 100.00              | 243,000.00 | 101.54              | 246,752.89        | 10,935.00 4.43% |
| 150,000                                  | United Fid Bk Fsb Evansvile                | 4.500% | 06/29/2028    | 100.00              | 150,000.00 | 104.12              | 156,173.27        | 6,750.00 4.32%  |
| <b>Totals</b>                            |  |        |               | <b>3,073,107.82</b> |            | <b>3,051,808.63</b> | <b>107,401.50</b> | <b>3.52%</b>    |
| <b><u>U.S. Treasury Bds/Nts</u></b>      |  |        |               |                     |            |                     |                   |                 |
| 300,000                                  | United States Treas Nts                    | 3.250% | 06/30/2027    | 98.00               | 294,000.00 | 96.48               | 289,429.69        | 9,750.00 3.37%  |
| <b>Totals</b>                            |  |        |               | <b>294,000.00</b>   |            | <b>289,429.69</b>   | <b>9,750.00</b>   | <b>3.37%</b>    |
| <b><u>U.S. Govt Agv-Exempt State</u></b> |  |        |               |                     |            |                     |                   |                 |
| 200,000                                  | Federal Home Loan Banks                    | 0.220% | 05/24/2024    | 100.00              | 200,000.00 | 98.78               | 197,552.66        | 440.00 0.22%    |
| 200,000                                  | Federal Home Loan Banks                    | 1.000% | 07/19/2024    | 100.00              | 200,000.00 | 98.28               | 196,567.93        | 2,000.00 1.02%  |
| 200,000                                  | Federal Farm Cr Bks                        | 0.430% | 10/15/2024    | 100.00              | 200,000.00 | 97.06               | 194,119.29        | 860.00 0.44%    |

February 01, 2024 through February 29, 2024

Account Name : Lexington Local SD Managing Agency

Account No : 5750

## Summary Of Investment Holdings

| Shares or Par Value                            | Investment Category      |        |            | Avg Unit Cost | Cost Basis          | Unit Price | Market Value        | Estimated Ann Inc | Current Yield |
|--|--------------------------|--------|------------|---------------|---------------------|------------|---------------------|-------------------|---------------|
| 250,000  | Federal Home Loan Banks  | 2.000% | 12/17/2024 | 100.05        | 250,115.54          | 97.60      | 244,011.99          | 5,000.00          | 2.05%         |
| 200,000  | Federal Home Loan Banks  | 0.500% | 09/10/2025 | 100.00        | 200,000.00          | 93.67      | 187,340.18          | 1,000.00          | 0.53%         |
| 200,000  | Federal Home Loan Banks  | 0.500% | 11/12/2025 | 100.00        | 200,000.00          | 92.93      | 185,856.31          | 1,000.00          | 0.54%         |
| 200,000  | Federal Home Loan Banks  | 1.000% | 03/30/2026 | 100.00        | 200,000.00          | 92.59      | 185,176.59          | 2,000.00          | 1.08%         |
| 200,000  | Federal Farm Cr Bks      | 4.400% | 06/22/2026 | 100.19        | 200,388.23          | 98.70      | 197,396.37          | 8,800.00          | 4.46%         |
| 300,000  | Federal Home Loan Banks  | 1.125% | 09/29/2026 | 100.08        | 300,228.27          | 91.32      | 273,958.59          | 3,375.00          | 1.23%         |
| 300,000  | Federal Farm Cr Bks      | 5.300% | 10/19/2026 | 99.73         | 299,175.00          | 99.92      | 299,774.27          | 15,900.00         | 5.30%         |
| 250,000  | Federal Home Loan Banks  | 1.300% | 11/24/2026 | 99.88         | 249,687.50          | 91.19      | 227,982.51          | 3,250.00          | 1.43%         |
| <b>Totals</b>                                  |                          |        |            |               | <b>2,499,594.54</b> |            | <b>2,389,736.69</b> | <b>43,625.00</b>  | <b>1.83%</b>  |
| <b><u>U.S. Govt Agy-Non-Ex St-Int Only</u></b> |                          |        |            |               |                     |            |                     |                   |               |
| 200,000  | Federal Home Ln Mtg Corp | 3.200% | 05/16/2025 | 100.00        | 200,000.00          | 98.01      | 196,024.30          | 6,400.00          | 3.26%         |
| 225,000  | Federal Natl Mtg Assn    | 0.650% | 07/30/2025 | 99.95         | 224,887.50          | 94.33      | 212,247.08          | 1,462.50          | 0.69%         |
| 200,000  | Federal Home Ln Mtg Corp | 5.000% | 09/30/2027 | 99.90         | 199,800.00          | 99.29      | 198,580.53          | 10,000.00         | 5.04%         |
| <b>Totals</b>                                  |                          |        |            |               | <b>624,687.50</b>   |            | <b>606,851.91</b>   | <b>17,862.50</b>  | <b>2.94%</b>  |
| <b>Total Investments</b>                       |                          |        |            |               | <b>6,871,668.25</b> |            | <b>6,718,105.31</b> | <b>198,375.45</b> | <b>2.95%</b>  |
| <b>Plus Net Cash</b>                           |                          |        |            |               |                     |            | <b>0.00</b>         |                   |               |
| <b>Total Market Value</b>                      |                          |        |            |               |                     |            | <b>6,718,105.31</b> |                   |               |

Gain or Loss amounts and transactions, as shown, may not reflect the amount to be used for income tax purposes.

February 01, 2024 through February 29, 2024

Account Name : Lexington Local SD Bond Acct Man Agcy

Account No : R252

## Summary Of Investment Holdings

| Shares or<br>Par Value         | Investment<br>Category                     | Avg Unit<br>Cost | Cost<br>Basis     | Unit<br>Price | Market<br>Value   | Estimated Current<br>Ann Inc | Current<br>Yield |
|--------------------------------|--|------------------|-------------------|---------------|-------------------|------------------------------|------------------|
| <b>Money Markets - Taxable</b> |  |                  |                   |               |                   |                              |                  |
| 781,820.44                     | Northern Instl Government Select Portfolio | 1.00             | 781,820.44        | 1.00          | 781,820.44        | 40,576.48                    | 5.19%            |
| <i>Totals</i>                  |  |                  | <b>781,820.44</b> |               | <b>781,820.44</b> | <b>40,576.48</b>             | <b>5.19%</b>     |
| <i>Total Investments</i>       |  |                  | <b>781,820.44</b> |               | <b>781,820.44</b> | <b>40,576.48</b>             | <b>5.19%</b>     |
| <i>Plus Net Cash</i>           |  |                  |                   |               | <b>0.00</b>       |                              |                  |
| <i>Total Market Value</i>      |  |                  |                   |               | <b>781,820.44</b> |                              |                  |

Gain or Loss amounts and transactions, as shown, may not reflect the amount to be used for income tax purposes.

**LEXINGTON LOCAL SCHOOLS**  
**INVESTMENT REPORT FOR THE MONTH ENDING**  
**FEBRUARY 29, 2024**

| INTEREST EARNED:                  | THIS MONTH         | FISCAL YEAR TO DATE |
|-----------------------------------|--------------------|---------------------|
| Richland Bank, General Sweep      | \$2,666.81         | \$23,045.38         |
| Richland Bank, General MMA        | \$154.85           | \$46,814.40         |
| Richland Bank, Anthem Sweep       | \$705.63           | \$7,303.41          |
| Star Ohio                         | \$0.00             | \$0.00              |
| CDs, Bonds, and other investments | \$20,920.92        | \$119,166.42        |
| <b>TOTAL INTEREST RECEIVED</b>    | <b>\$24,448.21</b> | <b>\$196,329.61</b> |

| INTEREST EARNED (LEX BOND ACCT)   | THIS MONTH        | FISCAL YEAR TO DATE |
|-----------------------------------|-------------------|---------------------|
| Richland Bank, General Sweep      | \$0.00            | \$0.00              |
| Richland Bank, General MMA        | \$0.00            | \$0.00              |
| Richland Bank, Anthem Sweep       | \$0.00            | \$0.00              |
| Star Ohio                         | \$0.00            | \$0.00              |
| CDs, Bonds, and other investments | \$3,313.44        | \$28,941.83         |
| <b>TOTAL INTEREST RECEIVED</b>    | <b>\$3,313.44</b> | <b>\$28,941.83</b>  |

| History of Interest Earnings | Fiscal Year | Interest Earnings   |
|------------------------------|-------------|---------------------|
|                              | 1998        | \$ 167,057.52       |
|                              | 1999        | \$ 138,113.69       |
|                              | 2000        | \$ 157,991.72       |
|                              | 2001        | \$ 236,839.79       |
|                              | 2002        | \$ 146,052.34       |
|                              | 2003        | \$ 63,712.36        |
|                              | 2004        | \$ 47,970.95        |
|                              | 2005        | \$ 90,719.94        |
|                              | 2006        | \$ 158,724.51       |
|                              | 2007        | \$ 221,998.86       |
|                              | 2008        | \$ 213,660.34       |
|                              | 2009        | \$ 95,639.63        |
|                              | 2010        | \$ 56,860.22        |
|                              | 2011        | \$ 3,001.78         |
|                              | 2012        | \$ 3,090.00         |
|                              | 2013        | \$ 5,758.97         |
|                              | 2014        | \$ 8,349.92         |
|                              | 2015        | \$ 11,765.22        |
|                              | 2016        | \$ 28,300.22        |
|                              | 2017        | \$ 83,194.26        |
|                              | 2018        | \$ 133,582.49       |
|                              | 2019        | \$ 205,588.68       |
|                              | 2020        | \$ 218,228.66       |
|                              | 2021        | \$ 85,117.81        |
|                              | 2022        | \$ 67,902.15        |
|                              | 2023        | \$ 219,800.00       |
| <b>FISCAL Year To Date</b>   | <b>2024</b> | <b>\$196,329.61</b> |

| Lex Bond Acct Interest Earnings | Fiscal Year | Interest Earnings  |
|---------------------------------|-------------|--------------------|
|                                 | 2020        | \$526,044.24       |
|                                 | 2021        | \$507,134.12       |
|                                 | 2022        | \$43,256.67        |
|                                 | 2023        | \$96,119.37        |
| <b>FISCAL Year To Date</b>      | <b>2024</b> | <b>\$28,941.83</b> |

**Total Interest Earnings Lex Bond Acct to Date \$1,201,496.23**

**Total Interest Earnings 1998 to Present \$ 3,065,351.64**



Reporting Period: February 2024 (FY 2024)

As Of Period: 02/29/2024

3/6/24 2:03 PM

## LEXINGTON LOCAL SCHOOLS Cash Summary Report

| Full Account Code | Description  | Initial Cash    | MTD Received    | FYTD Received    | MTD Expended    | FYTD Expended    | Fund Balance    |
|-------------------|--|-----------------|-----------------|------------------|-----------------|------------------|-----------------|
| 001-0000          | GENERAL FUND   | \$ 8,858,761.66 | \$ 2,685,326.20 | \$ 15,951,010.54 | \$ 2,247,256.36 | \$ 18,184,735.81 | \$ 6,625,036.39 |
| 001-9412          | GENERAL BUDGET RESERVE SET-<br>ASIDE-1%/BWC                        | 87,928.97       | 0.00            | 0.00             | 0.00            | 0.00             | 87,928.97       |
| 002-0000          | BOND RETIREMENT FUND   | 1,885,999.03    | 271,908.00      | 1,758,935.79     | 0.00            | 2,155,341.66     | 1,489,593.16    |
| 003-0000          | PERMANENT IMPROVEMENT FUND   | 32,156.92       | 123,006.00      | 478,113.62       | 12,372.44       | 760,890.25       | (250,619.71)    |
| 004-0000          | LFI BUILDING FUND  | 386,924.46      | 1,451.86        | 12,587.62        | 0.00            | 56,940.36        | 342,571.72      |
| 006-0000          | FOOD SERVICE FUND  | 327,644.80      | 93,270.16       | 615,427.68       | 85,395.80       | 651,590.63       | 291,481.85      |
| 007-9100          | LEXINGTON MINUTEMEN ACADEMIC<br>SCHOLARSHIP FUND                   | 139,793.78      | 3,796.08        | 11,877.91        | 1,000.00        | 14,500.00        | 137,171.69      |
| 010-0000          | CLASSROOM FACILITIES<br>CONSTRUCTION FUND                          | 612,112.51      | 1,861.58        | 16,354.21        | 0.00            | 189,218.00       | 439,248.72      |
| 018-9100          | HIGH SCHOOL PRINCIPAL'S FUND                                       | 498.99          | 979.05          | 5,044.42         | 580.73          | 5,110.42         | 432.99          |
| 018-9200          | JUNIOR HIGH PRINCIPAL'S FUND                                       | 7,009.89        | 210.00          | 2,983.81         | 0.00            | 913.50           | 9,080.20        |
| 018-9300          | EASTERN PRINCIPAL'S FUND   | 4,453.88        | 908.18          | 11,715.97        | 162.00          | 9,478.33         | 6,691.52        |
| 018-9301          | EASTERN ELEMENTARY<br>BOOKFAIR/BOXTOPS FUND                        | 4,462.04        | 0.00            | 1,837.52         | 0.00            | 2,821.16         | 3,478.40        |
| 018-9302          | EASTERN ELEMENTARY MATH  | 1,036.52        | 0.00            | 0.00             | 0.00            | 0.00             | 1,036.52        |
| 018-9303          | EASTERN RUN CLUB   | 469.73          | 0.00            | 1,030.00         | 0.00            | 1,104.85         | 394.88          |
| 018-9400          | CENTRAL PRINCIPAL'S FUND   | 5,975.08        | 90.00           | 1,238.22         | 0.00            | 2,513.53         | 4,699.77        |
| 018-9401          | CENTRAL ELEMENTARY BOOKFAIR<br>FUND                                | 6,568.96        | 0.00            | 3,884.90         | 0.00            | 2,514.86         | 7,939.00        |
| 018-9402          | CENTRAL ELEMENTARY ART   | 1,899.77        | 0.00            | 0.00             | 0.00            | 0.00             | 1,899.77        |
| 018-9500          | WESTERN PRINCIPAL'S FUND   | 20,600.09       | 18.00           | 2,066.84         | 253.19          | 3,289.45         | 19,377.48       |
| 018-9501          | WESTERN ELEMENTARY<br>BOOKFAIR/BOXTOPS FUND                        | 4,077.56        | 33.00           | 118.17           | 0.00            | 0.00             | 4,195.73        |
| 018-9503          | WESTERN ELEMENTARY ART   | 812.30          | 0.00            | 0.00             | 0.00            | 0.00             | 812.30          |
| 018-9901          | JUNIOR HIGH TEACHER ADVISORY<br>FUND                               | 95.30           | 0.00            | 0.00             | 0.00            | 0.00             | 95.30           |
| 019-9001          | ACADEMIC BOOSTERS GRANTS   | 769.07          | 0.00            | 0.00             | 0.00            | 0.00             | 769.07          |
| 019-9121          | CENTRAL ELEMENTARY PTO GRANTS                                      | 2,941.81        | 9.25            | 60.07            | 0.00            | 0.00             | 3,001.88        |
| 019-9122          | EASTERN ELEMENTARY PTO GRANTS                                      | 3,592.04        | 9.25            | 62.96            | 0.00            | 0.00             | 3,655.00        |
| 019-9123          | WESTERN ELEMENTARY PTO GRANTS                                      | 4,329.86        | 9.25            | 61.52            | 0.00            | 0.00             | 4,391.38        |
| 019-9200          | RICHLAND COUNTY FOUNDATION<br>GRANT PLAYGROUND                     | 200.00          | 0.00            | 0.00             | 0.00            | 0.00             | 200.00          |
| 019-9226          | RICH CO FOUND GRANT-SCIENCE<br>ENRICH FIELD TRIP                   | 91.55           | 0.00            | 0.00             | 0.00            | 0.00             | 91.55           |
| 019-9228          | RICH CO FOUND GRANT-SOCIAL<br>STUDIES MAKERSPACE                   | 17.52           | 0.00            | 0.00             | 0.00            | 0.00             | 17.52           |
| 019-9229          | RICHLAND CO FOUND GRANT-<br>SCIENCE LAB ACTIVITY<br>REVITALIZATION | 0.00            | 0.00            | 1,322.53         | 0.00            | 1,280.22         | 42.31           |
| 019-9230          | RICHLAND CO FOUND GRANT-<br>STEAMTASTIC LEARNING                   | 0.00            | 0.00            | 1,491.87         | 0.00            | 1,490.33         | 1.54            |
| 019-9231          | RICHLAND CO FOUND GRANT-SOCIAL<br>STUDIES BOARD GAME STUDIO        | 0.00            | 0.00            | 1,413.47         | 0.00            | 1,277.00         | 136.47          |

Reporting Period: February 2024 (FY 2024)

3/6/24 2:03 PM

As Of Period: 02/29/2024

### LEXINGTON LOCAL SCHOOLS Cash Summary Report

| Full Account Code | Description  | Initial Cash | MTD Received | FYTD Received | MTD Expended | FYTD Expended | Fund Balance |
|-------------------|--|--------------|--------------|---------------|--------------|---------------|--------------|
| 019-9232          | RICHLAND CO FOUND GRANT-MARVELOUS MATHEMATICAL THINKING  | \$ 0.00      | \$ 0.00      | \$ 1,046.05   | \$ 0.00      | \$ 0.00       | \$ 1,046.05  |
| 019-9233          | RICHLAND CO FOUND GRANT-FOOTPRINT IMPRESSION LAB PROJECT | 0.00         | 0.00         | 1,480.00      | 0.00         | 0.00          | 1,480.00     |
| 019-9234          | RICHLAND CO FOUND GRANT-CIRCUIT CRAZE                    | 0.00         | 0.00         | 1,184.63      | 0.00         | 1,154.64      | 29.99        |
| 019-9235          | RICHLAND CO FOUND GRANT-NOVELS IN VERSE BOOK CLUB        | 0.00         | 0.00         | 1,075.65      | 0.00         | 1,063.30      | 12.35        |
| 019-9236          | RICHLAND CO FOUND GRANT-CODING EXPRESS BY LEGO EDUCATION | 0.00         | 0.00         | 250.00        | 247.95       | 247.95        | 2.05         |
| 019-9301          | RICH CO FOUND/SECO ROBOTICS GRANT (HEIMANN)              | 31.72        | 0.00         | 0.00          | 0.00         | 0.00          | 31.72        |
| 019-9302          | RICH CO RETIRED TEACHERS ASSOC                           | 150.00       | 0.00         | 0.00          | 0.00         | 0.00          | 150.00       |
| 019-9304          | RICHLAND CO RETIRED TEACHERS - HS ENGLISH                | 200.00       | 0.00         | 0.00          | 0.00         | 0.00          | 200.00       |
| 019-9401          | OTHER GRANT  | 0.00         | 0.00         | 1,084.00      | 0.00         | 337.87        | 746.13       |
| 022-9601          | OHSAA TOURNAMENT AGENCY FUND                             | 0.00         | 0.00         | 6,998.00      | 0.00         | 0.00          | 6,998.00     |
| 024-0000          | EMPLOYEE BENEFITS FUND FOR MEDICAL/DENTAL                | 619,627.24   | 506,969.85   | 3,825,830.14  | 412,260.28   | 3,968,023.73  | 477,433.65   |
| 034-0000          | OFCC PROJECT MAINTENANCE FUND                            | 562,801.53   | 21,580.00    | 104,910.11    | 0.00         | 1,218.89      | 666,492.75   |
| 200-9101          | HIGH SCHOOL ART CLUB                                     | 372.46       | 0.00         | 0.00          | 0.00         | 0.00          | 372.46       |
| 200-9102          | HIGH SCHOOL DRAMA CLUB                                   | 29,527.66    | 0.00         | 0.00          | 2,445.00     | 7,525.19      | 22,002.47    |
| 200-9103          | HIGH SCHOOL MATH CLUB                                    | 0.00         | 0.00         | 0.00          | 120.00       | 120.00        | (120.00)     |
| 200-9104          | HIGH SCHOOL LEADERSHIP COUNCIL                           | 681.50       | 100.00       | 300.00        | 0.00         | 0.00          | 981.50       |
| 200-9107          | HIGH SCHOOL SPANISH CLUB                                 | 688.50       | 0.00         | 420.00        | 0.00         | 0.00          | 1,108.50     |
| 200-9108          | HIGH SCHOOL LEO CLUB                                     | 2,236.40     | 0.00         | 816.68        | 0.00         | 302.93        | 2,750.15     |
| 200-9114          | HIGH SCHOOL STUDENT COUNCIL FUND                         | 5,576.85     | 2,151.00     | 2,766.00      | 53.60        | 3,484.17      | 4,858.68     |
| 200-9115          | HIGH SCHOOL KEY CLUB                                     | 1,261.42     | 0.00         | 1,745.00      | 0.00         | 2,170.00      | 836.42       |
| 200-9116          | HIGH SCHOOL CHESS CLUB                                   | 144.46       | 0.00         | 0.00          | 0.00         | 0.00          | 144.46       |
| 200-9119          | HIGH SCHOOL YEARBOOK FUND                                | 35,281.13    | 10.00        | 9,631.00      | 0.00         | 54.73         | 44,857.40    |
| 200-9120          | HIGH SCHOOL JOURNALISM FUND                              | 505.44       | 0.00         | 0.00          | 0.00         | 0.00          | 505.44       |
| 200-9121          | HIGH SCHOOL NATIONAL HONOR SOCIETY                       | 984.50       | 0.00         | 3,633.00      | 0.00         | 1,561.00      | 3,056.50     |
| 200-9201          | JUNIOR HIGH ART CLUB                                     | 924.66       | 0.00         | 0.00          | 0.00         | (201.36)      | 1,126.02     |
| 200-9204          | JUNIOR HIGH STUDENT COUNCIL FUND                         | 1,533.64     | 0.00         | 946.00        | 196.85       | 463.70        | 2,015.94     |
| 200-9205          | JUNIOR HIGH LIBRARY CLUB                                 | 77.65        | 0.00         | 0.00          | 0.00         | 0.00          | 77.65        |
| 200-9301          | EASTERN ELEMENTARY STUDENT ACTIVITY FUND                 | 1,698.63     | 0.00         | 0.00          | 885.14       | 885.14        | 813.49       |
| 200-9302          | EASTERN ELEMENTARY ROBOTICS FUND                         | 575.16       | 0.00         | 0.00          | 0.00         | 0.00          | 575.16       |
| 200-9611          | HIGH SCHOOL INFORMED TEENS FUND                          | 903.63       | 79.55        | 103.82        | 45.96        | 372.98        | 634.47       |
| 200-9612          | JUNIOR HIGH INFORMED TEENS FUND                          | 1,866.19     | 0.00         | 10.14         | 0.00         | 106.97        | 1,769.36     |



Reporting Period: February 2024 (FY 2024)

3/6/24 2:03 PM

As Of Period: 02/29/2024

**LEXINGTON LOCAL SCHOOLS**  
**Cash Summary Report**

| Full Account Code  | Description  | Initial Cash            | MTD Received           | FYTD Received           | MTD Expended           | FYTD Expended           | Fund Balance            |
|--------------------|--|-------------------------|------------------------|-------------------------|------------------------|-------------------------|-------------------------|
| 300-9115           | JAZZ BAND  | \$ 757.62               | \$ 0.00                | \$ 0.00                 | \$ 0.00                | \$ 0.00                 | \$ 757.62               |
| 300-9116           | CHOIR  | 1,284.95                | 0.00                   | 0.00                    | 0.00                   | 0.00                    | 1,284.95                |
| 300-9206           | JUNIOR HIGH PHYS ED DEPARTMENT FUND                                | 3,831.75                | 0.00                   | 0.00                    | 82.79                  | 82.79                   | 3,748.96                |
| 300-9210           | JR HIGH INSTRUMENTAL   | 41.03                   | 0.00                   | 0.00                    | 0.00                   | 0.00                    | 41.03                   |
| 300-9600           | ATHLETIC FUND  | 22,774.75               | 9,460.13               | 225,179.64              | 19,131.58              | 223,954.03              | 24,000.36               |
| 300-9601           | ATHLETIC CAPITAL FUND  | 118,136.66              | 0.00                   | 33,500.00               | 0.00                   | 33,465.00               | 118,171.66              |
| 300-9602           | ORCHESTRA  | 63.22                   | 0.00                   | 0.00                    | 0.00                   | 0.00                    | 63.22                   |
| 300-9603           | ELEMENTARY MUSIC   | 1,572.09                | 0.00                   | 0.00                    | 0.00                   | 0.00                    | 1,572.09                |
| 300-9605           | BAND   | 232.95                  | 0.00                   | 0.00                    | 0.00                   | 0.00                    | 232.95                  |
| 451-9023           | DATA COMMUNICATION FUND  | 0.00                    | 0.00                   | 230.50                  | 0.00                   | 230.50                  | 0.00                    |
| 451-9024           | DATA COMMUNICATION FUND  | 0.00                    | 0.00                   | 4,500.00                | 0.00                   | 9,000.00                | (4,500.00)              |
| 499-9024           | MISCELLANEOUS STATE GRANT FUND                                     | 0.00                    | 10,084.58              | 10,084.58               | 10,084.58              | 10,084.58               | 0.00                    |
| 507-9022           | ESSER ARP FUNDING  | (211,514.33)            | 4,269.16               | 569,086.14              | (11,159.11)            | 579,476.07              | (221,904.26)            |
| 516-9024           | IDEA PART B GRANTS   | 0.00                    | 38,879.60              | 429,081.16              | 49,532.07              | 493,723.15              | (64,641.99)             |
| 572-9023           | TITLE I DISADVANTAGED CHILDREN                                     | (3,243.26)              | 0.00                   | 3,243.26                | 0.00                   | 0.00                    | 0.00                    |
| 572-9024           | TITLE I DISADVANTAGED CHILDREN                                     | 0.00                    | 6,884.14               | 130,496.18              | 24,667.60              | 155,163.78              | (24,667.60)             |
| 584-9024           | TITLE IV, PART A, STUDENT SUPPORT AND ACADEMIC ENRICHMENT PROGRAMS | 0.00                    | 18,603.92              | 18,603.92               | 20,671.03              | 20,671.03               | (2,067.11)              |
| 584-9924           | TITLE IV, PART A, STUDENT SUPPORT AND ACADEMIC ENRICHMENT PROGRAMS | 0.00                    | 0.00                   | 0.00                    | 0.00                   | 0.00                    | 0.00                    |
| 587-9024           | IDEA PRESCHOOL-HANDICAPPED   | 0.00                    | 15,849.02              | 16,078.96               | 17,125.00              | 17,354.94               | (1,275.98)              |
| 590-9024           | IMPROVING TEACHER QUALITY  | 0.00                    | 3,129.71               | 48,384.79               | 9,882.19               | 58,266.98               | (9,882.19)              |
| 599-9923           | MISCELLANEOUS FED. GRANT FUND                                      | 39,272.77               | 0.00                   | 0.00                    | 722.54                 | 39,995.31               | (722.54)                |
| <b>Grand Total</b> |  | <b>\$ 13,642,084.66</b> | <b>\$ 3,820,936.52</b> | <b>\$ 24,331,338.99</b> | <b>\$ 2,904,015.57</b> | <b>\$ 27,675,370.35</b> | <b>\$ 10,298,053.30</b> |

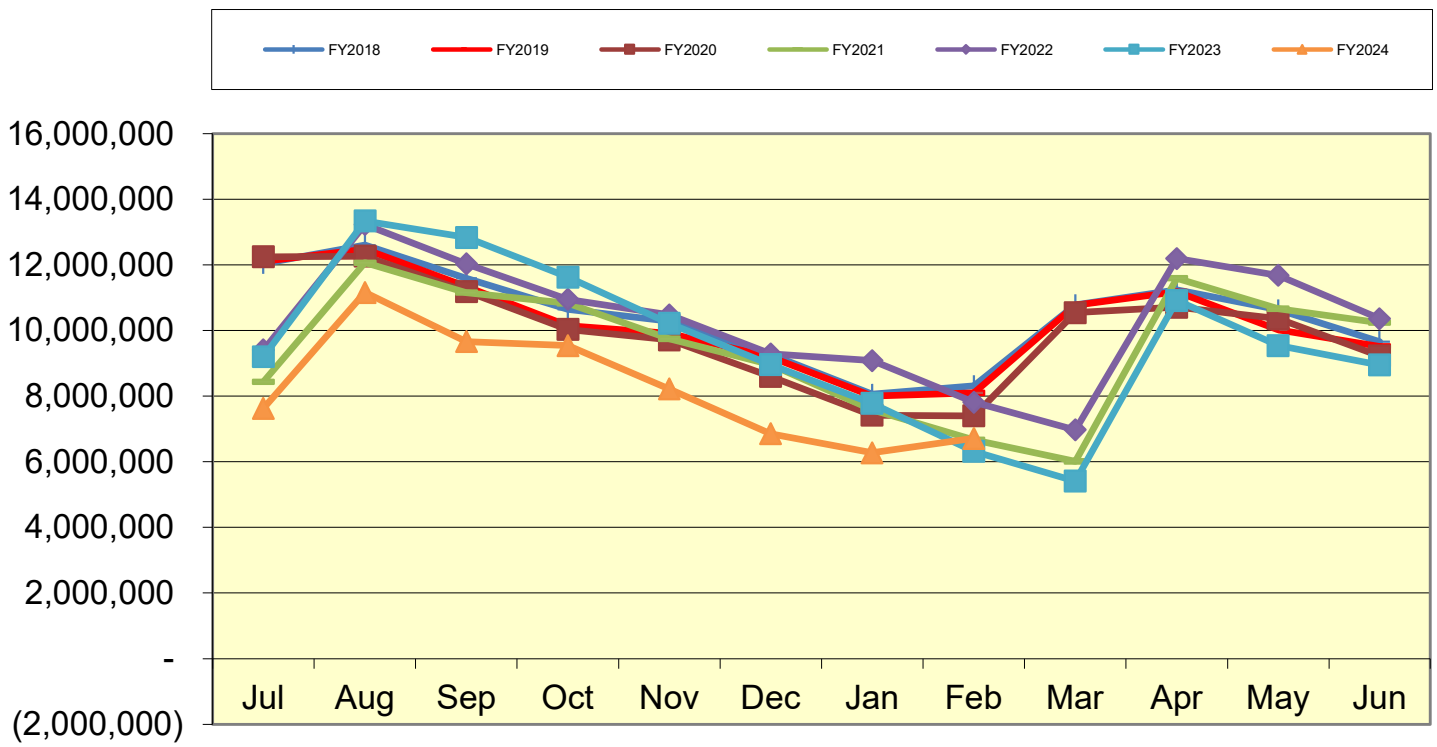
## LEXINGTON LOCAL SCHOOLS Spending Plan Summary

| ODE Line Number   | Monthly Estimate | Monthly Actual  | Monthly Difference | FYTD Estimate   | FYTD Actual     | FYTD Difference |
|---|------------------|-----------------|--------------------|-----------------|-----------------|-----------------|
| 01.010 General Property (Real Estate)                             | \$ 0.00          | \$ 1,741,506.00 | \$ 1,741,506.00    | \$ 4,576,442.00 | \$ 6,964,354.53 | \$ 2,387,912.53 |
| 01.020 Tangible Personal Property Tax                             | 0.00             | 0.00            | 0.00               | 440,840.00      | 440,840.43      | 0.43            |
| 01.030 Income Tax   | 0.00             | 0.00            | 0.00               | 0.00            | 0.00            | 0.00            |
| 01.035 Unrestricted Grants-in-Aid                                 | 822,000.00       | 802,235.94      | (19,764.06)        | 6,611,500.00    | 6,668,626.36    | 57,126.36       |
| 01.040 Restricted Grants-in-Aid                                   | 54,000.00        | 45,263.99       | (8,736.01)         | 393,157.00      | 369,638.13      | (23,518.87)     |
| 01.045 Restricted Federal Grants-in-Aid - SFSF                    | 0.00             | 0.00            | 0.00               | 0.00            | 0.00            | 0.00            |
| 01.050 State Share of Local Property Taxes                        | 0.00             | 0.00            | 0.00               | 879,457.00      | 879,459.72      | 2.72            |
| 01.060 All Other Operating Revenue                                | 35,000.00        | 96,320.27       | 61,320.27          | 499,055.00      | 622,822.88      | 123,767.88      |
| 01.070 Total Revenue  | 911,000.00       | 2,685,326.20    | 1,774,326.20       | 13,400,451.00   | 15,945,742.05   | 2,545,291.05    |
| 02.010 Proceeds from Sale of Notes                                | 0.00             | 0.00            | 0.00               | 0.00            | 0.00            | 0.00            |
| 02.020 State Emergency Loans & Advancements (Approved)            | 0.00             | 0.00            | 0.00               | 0.00            | 0.00            | 0.00            |
| 02.040 Operating Transfers-In                                     | 0.00             | 0.00            | 0.00               | 0.00            | 0.00            | 0.00            |
| 02.050 Advances-In  | 0.00             | 0.00            | 0.00               | 0.00            | 0.00            | 0.00            |
| 02.060 All Other Financial Sources                                | 0.00             | 0.00            | 0.00               | 5,268.00        | 5,268.49        | 0.49            |
| 02.070 Total Other Financing Sources                              | 0.00             | 0.00            | 0.00               | 5,268.00        | 5,268.49        | 0.49            |
| 02.080 Total Revenues and Other Financing Sources                 | 911,000.00       | 2,685,326.20    | 1,774,326.20       | 13,405,719.00   | 15,951,010.54   | 2,545,291.54    |
| 03.010 Personal Services  | 1,250,000.00     | 1,217,442.83    | (32,557.17)        | 10,261,489.00   | 10,326,685.46   | 65,196.46       |
| 03.020 Employees' Retirement/Insurance Benefits                   | 600,000.00       | 621,810.22      | 21,810.22          | 4,867,501.00    | 4,971,224.82    | 103,723.82      |
| 03.030 Purchased Services   | 255,000.00       | 272,559.07      | 17,559.07          | 1,872,163.00    | 1,841,113.12    | (31,049.88)     |
| 03.040 Supplies and Materials                                     | 50,000.00        | 113,270.22      | 63,270.22          | 726,279.00      | 855,935.42      | 129,656.42      |
| 03.050 Capital Outlay   | 5,000.00         | 3,464.71        | (1,535.29)         | 50,453.00       | 36,004.60       | (14,448.40)     |
| 03.060 Intergovernmental  | 0.00             | 0.00            | 0.00               | 0.00            | 0.00            | 0.00            |
| 04.010 Debt Service: All Principal (Historical)                   | 0.00             | 0.00            | 0.00               | 0.00            | 0.00            | 0.00            |
| 04.020 Debt Service: Principal-Notes                              | 0.00             | 0.00            | 0.00               | 0.00            | 0.00            | 0.00            |
| 04.030 Debt Service: Principal - State Loans                      | 0.00             | 0.00            | 0.00               | 0.00            | 0.00            | 0.00            |
| 04.040 Debt Service: Principal - State Advancements               | 0.00             | 0.00            | 0.00               | 0.00            | 0.00            | 0.00            |
| 04.050 Debt Service: Principal - HB 264 Loans                     | 0.00             | 0.00            | 0.00               | 0.00            | 0.00            | 0.00            |
| 04.055 Debt Service: Principal - Other                            | 0.00             | 0.00            | 0.00               | 0.00            | 0.00            | 0.00            |
| 04.060 Debt Service: Interest and Fiscal Charges                  | 0.00             | 0.00            | 0.00               | 0.00            | 0.00            | 0.00            |
| 04.300 Other Objects  | 18,000.00        | 18,709.31       | 709.31             | 173,172.00      | 153,772.39      | (19,399.61)     |
| 04.500 Total Expenditures   | 2,178,000.00     | 2,247,256.36    | 69,256.36          | 17,951,057.00   | 18,184,735.81   | 233,678.81      |
| 05.010 Operational Transfers - Out                                | 0.00             | 0.00            | 0.00               | 0.00            | 0.00            | 0.00            |
| 05.020 Advances - Out   | 0.00             | 0.00            | 0.00               | 0.00            | 0.00            | 0.00            |
| 05.030 All Other Financing Uses                                   | 0.00             | 0.00            | 0.00               | 0.00            | 0.00            | 0.00            |
| 05.040 Total Other Financing Uses                                 | 0.00             | 0.00            | 0.00               | 0.00            | 0.00            | 0.00            |
| 05.050 Total Expenditure and Other Financing Uses                 | 2,178,000.00     | 2,247,256.36    | 69,256.36          | 17,951,057.00   | 18,184,735.81   | 233,678.81      |
| 06.010 Excess Rev & Oth Financing Sources over(under) Exp & Oth F | (1,267,000.00)   | 438,069.84      | 1,705,069.84       | (4,545,338.00)  | (2,233,725.27)  | 2,311,612.73    |
| 07.010 Cash Balance-July1 -Excluding Proposed Renew/Replace & New | 0.00             | 6,274,895.52    | 6,274,895.52       | 8,946,690.63    | 8,946,690.63    | 0.00            |
| 07.020 Cash Balance June 30                                       | (1,267,000.00)   | 6,712,965.36    | 7,979,965.36       | 4,401,352.63    | 6,712,965.36    | 2,311,612.73    |
| 08.010 Estimated Encumbrances June 30                             | (200,000.00)     | 1,390,843.49    | 1,590,843.49       | 1,300,000.00    | 1,390,843.49    | 90,843.49       |

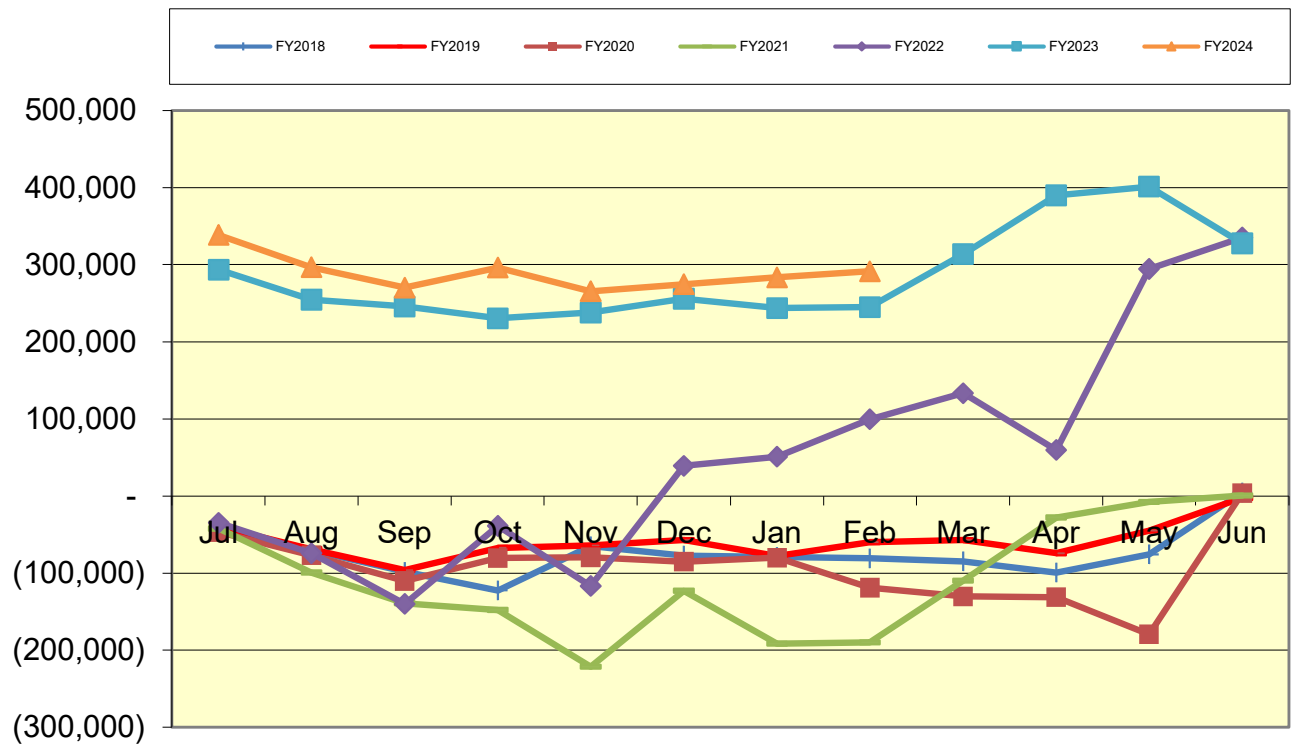
**LEXINGTON LOCAL SCHOOL DISTRICT  
GENERAL FUND ONLY 2023-2024  
SUMMARY OF RECEIPTS AND EXPENDITURES - FIVE YEAR FORECAST FORMAT**

| LINE               | DESCRIPTION  | 2/29/2024             | FISCAL YEAR TO DATE Estimate | FISCAL YEAR TO DATE Actual | VARIANCE Estimate vs. Actual | PERCENT of VARIANCE |
|--------------------|--|-----------------------|------------------------------|----------------------------|------------------------------|---------------------|
| <b>LINE 7.010</b>  | <b>BEGINNING CASH BALANCE</b>                              |                       |                              | <b>\$ 8,946,691</b>        |                              |                     |
| <b>REVENUES</b>    |  |                       |                              |                            |                              |                     |
| LINE 1.010         | Real Estate Tax  | \$ 4,576,442          | \$ 4,576,442                 | \$ 6,964,355               | \$2,387,913                  | 52.18%              |
| LINE 1.020         | Personal Property Tax                                      | \$ 440,840            | \$ 440,840                   | \$ 440,840                 | \$0                          | 0.00%               |
| LINE 1.030         | Income Tax   | \$ -                  | \$ -                         | \$ -                       | \$0                          |                     |
| LINE 1.035         | State Funding  | \$ 6,611,500          | \$ 6,611,500                 | \$ 6,668,626               | \$57,126                     | 0.86%               |
| LINE 1.040         | Career Tech / Economic Disadv.                             | \$ 393,157            | \$ 393,157                   | \$ 369,638                 | (\$23,519)                   | -5.98%              |
| LINE 1.050         | Property Tax Allocation                                    | \$ 879,457            | \$ 879,457                   | \$ 879,460                 | \$3                          | 0.00%               |
| LINE 1.060         | Other Operating Revenue                                    | \$ 499,055            | \$ 499,055                   | \$ 622,823                 | \$123,768                    | 24.80%              |
| LINE 1.070         | <b>TOTAL REVENUE</b>                                       | <b>\$ 13,400,451</b>  | <b>\$ 13,400,451</b>         | <b>\$ 15,945,742</b>       | <b>\$2,545,291</b>           | <b>18.99%</b>       |
| <b>EXPENSES</b>    |  |                       |                              |                            |                              |                     |
| LINE 2.01          | Proceeds from Notes  | \$ -                  | \$ -                         | \$ -                       | \$0                          |                     |
| LINE 2.04          | Transfers In   | \$ -                  | \$ -                         | \$ -                       | \$0                          |                     |
| LINE 2.050         | Advances In  | \$ -                  | \$ -                         | \$ -                       | \$0                          | #DIV/0!             |
| LINE 2.060         | Other Financing Sources                                    | \$ 5,268              | \$ 5,268                     | \$ 5,268                   | \$0                          | 0.00%               |
| LINE 2.070         | <b>TOTAL OTHER SOURCES</b>                                 | <b>\$ 5,268</b>       | <b>\$ 5,268</b>              | <b>\$ 5,268</b>            | <b>\$0</b>                   | <b>0.00%</b>        |
| <b>LINE 2.080</b>  | <b>TOTAL REVENUES &amp; Sources</b>                        | <b>\$ 13,405,719</b>  | <b>\$ 13,405,719</b>         | <b>\$ 15,951,010</b>       | <b>\$2,545,291</b>           | <b>18.99%</b>       |
| <b>EXPENSES</b>    |  |                       |                              |                            |                              |                     |
| LINE 3.010         | Salaries   | \$ 10,261,489         | \$ 10,261,489                | \$ 10,326,686              | (\$65,197)                   | -0.64%              |
| LINE 3.020         | Retirement and Benefits                                    | \$ 4,867,501          | \$ 4,867,501                 | \$ 4,971,225               | (\$103,724)                  | -2.13%              |
| LINE 3.030         | Purchased Services   | \$ 1,872,163          | \$ 1,872,163                 | \$ 1,841,113               | \$31,050                     | 1.66%               |
| LINE 3.040         | Supplies and Materials                                     | \$ 726,279            | \$ 726,279                   | \$ 855,935                 | (\$129,656)                  | -17.85%             |
| LINE 3.050         | Capital Outlay and Equipment                               | \$ 50,453             | \$ 50,453                    | \$ 36,005                  | \$14,448                     | 28.64%              |
| LINE 3.06          | INTERGOVERNMENTAL  | \$ -                  | \$ -                         | \$ -                       | \$0                          |                     |
| LINE 4.020         | DEBT SERVICE - Notes                                       | \$ -                  | \$ -                         | \$ -                       | \$0                          |                     |
| LINE 4.060         | DEBT SERVICE - Interest charges                            | \$ -                  | \$ -                         | \$ -                       | \$0                          |                     |
| LINE 4.300         | Other Objects  | \$ 173,172            | \$ 173,172                   | \$ 153,772                 | \$19,400                     | 11.20%              |
| LINE 4.500         | <b>TOTAL EXPENDITURES</b>                                  | <b>\$ 17,951,057</b>  | <b>\$ 17,951,057</b>         | <b>\$ 18,184,736</b>       | <b>(\$233,679)</b>           | <b>-1.30%</b>       |
| LINE 5.00          | TRANSFERS OUT  | \$ -                  | \$ -                         | \$ -                       | \$0                          |                     |
| LINE 5.02          | ADVANCES OUT   | \$ -                  | \$ -                         | \$ -                       | \$0                          |                     |
| LINE 5.03          | ALL OTHER USES   | \$ -                  | \$ -                         | \$ -                       | \$0                          |                     |
| LINE 5.040         | TOTAL OTHER USES   | \$ -                  | \$ -                         | \$ -                       | \$0                          |                     |
| <b>LINE 5.050</b>  | <b>TOTAL EXPENDITURES &amp; USES</b>                       | <b>\$ 17,951,057</b>  | <b>\$ 17,951,057</b>         | <b>\$ 18,184,736</b>       | <b>(\$233,679)</b>           | <b>-1.30%</b>       |
|                    |  | Estimate              | Actual                       | Variance                   |                              |                     |
| <b>LINE 6.010</b>  | <b>REVENUES OVER EXPENSES</b>                              | <b>\$ (4,545,338)</b> | <b>\$ (2,233,726)</b>        | <b>\$2,311,612</b>         |                              |                     |
| <b>LINE 7.020</b>  | <b>ENDING CASH BALANCE</b>                                 | <b>\$ 4,401,353</b>   | <b>\$ 6,712,965</b>          | <b>\$2,311,612</b>         |                              |                     |
|                    | Less Reserves  | \$ (87,929)           | \$ (87,929)                  | \$ -                       |                              |                     |
| LINE 8.010         | Less Outstanding Encumbrances                              | \$ (1,300,000)        | \$ (1,390,743)               | \$ (90,743)                | 6.98%                        |                     |
| <b>LINE 15.010</b> | <b>Unreserved Fund Balance</b>                             | <b>\$ 3,013,424</b>   | <b>\$ 5,234,293</b>          | <b>\$2,220,869</b>         | <b>73.70%</b>                |                     |
|                    |  | Estimate              | Actual                       | Benchmark Yr. End          |                              |                     |
|                    | Salaries/Benefits as % of Revenue                          | 112.9%                | 95.9%                        | 80.1% or below             |                              |                     |
|                    | <b>True Days Cash - Calendar Days on which can operate</b> | <b>41</b>             | <b>70</b>                    | <b>90 or above optimal</b> |                              |                     |

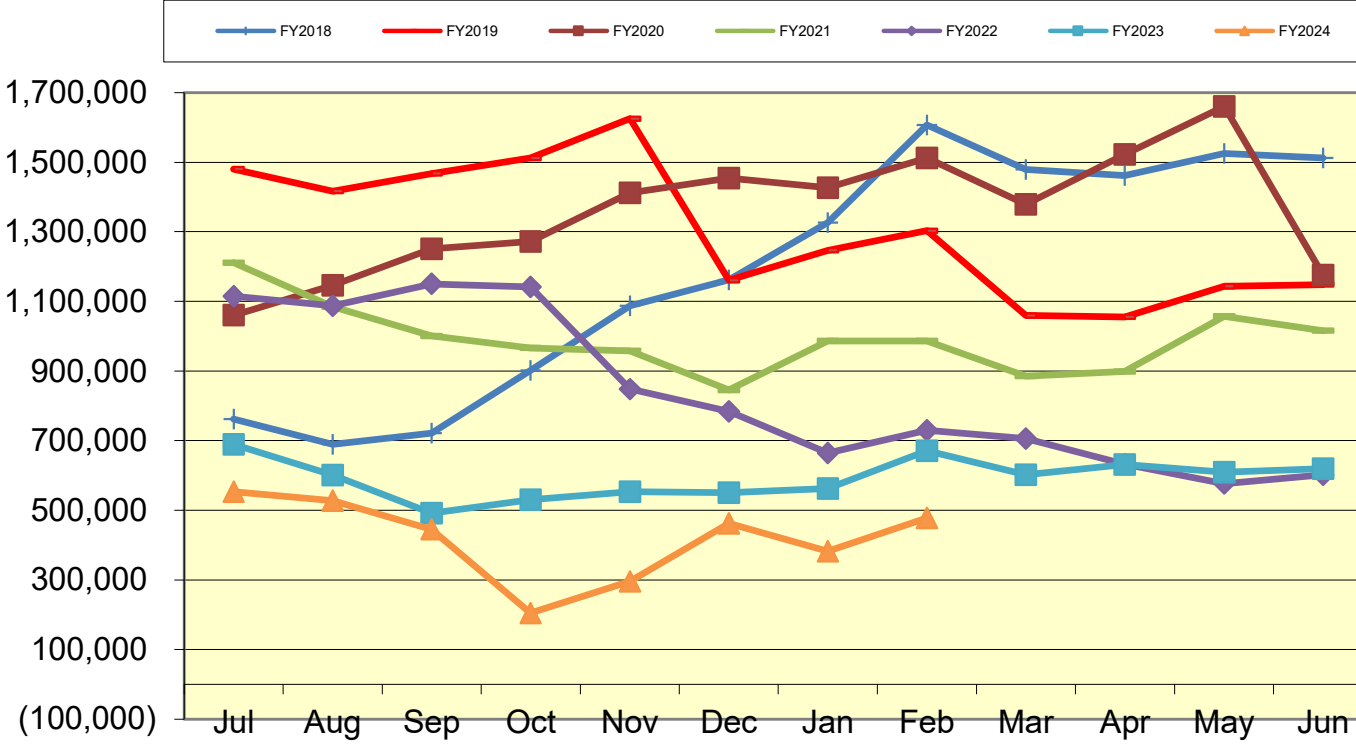
### Lexington Local Schools General Fund Cash Balance



### Lexington Local Schools Food Service Fund Cash Balance



### Lexington Local Schools Employee Benefits Fund Cash Balance



## Lexington Local Schools

### Permanent Improvement Fund 2/29/2024

|   | Budgeted Amount       | Actual Fiscal Year Expended | Current Encumbrances | Expenses / Encumbrances Over/Under Estimate | Remaining Estimated PI Project Costs |   |               |  |  |  |  |  |               |  |  |  |  |   |                       |  |  |  |  |                      |                |  |  |  |  |                      |                |  |  |  |  |                          |                       |  |  |  |  |
|---|-----------------------|-----------------------------|----------------------|---|--------------------------------------|---|---------------|--|--|--|--|--|---------------|--|--|--|--|---|-----------------------|--|--|--|--|----------------------|----------------|--|--|--|--|----------------------|----------------|--|--|--|--|--------------------------|-----------------------|--|--|--|--|
| <b>Instruction and Administration</b>   |                       |                             |                      |   |                                      |   |               |  |  |  |  |  |               |  |  |  |  |   |                       |  |  |  |  |                      |                |  |  |  |  |                      |                |  |  |  |  |                          |                       |  |  |  |  |
| Western Elementary Equipment/Materials  | \$ 17,549.64          | \$ 17,549.64                | \$ -                 | \$0.00                                      | \$0.00                               |   |               |  |  |  |  |  |               |  |  |  |  |   |                       |  |  |  |  |                      |                |  |  |  |  |                      |                |  |  |  |  |                          |                       |  |  |  |  |
| Eastern Elementary Equipment/Materials  | \$ -                  | \$ -                        | \$ -                 | \$0.00                                      | \$0.00                               |   |               |  |  |  |  |  |               |  |  |  |  |   |                       |  |  |  |  |                      |                |  |  |  |  |                      |                |  |  |  |  |                          |                       |  |  |  |  |
| Central Elementary Equipment/Materials  | \$ 7,609.19           | \$ 2,128.73                 | \$ 3,794.31          | \$1,686.15                                  | \$1,686.15                           |   |               |  |  |  |  |  |               |  |  |  |  |   |                       |  |  |  |  |                      |                |  |  |  |  |                      |                |  |  |  |  |                          |                       |  |  |  |  |
| Central Music Equipment   | \$ 1,485.99           | \$ 1,686.15                 | \$ -                 | (\$200.16)                                  | \$0.00                               |   |               |  |  |  |  |  |               |  |  |  |  |   |                       |  |  |  |  |                      |                |  |  |  |  |                      |                |  |  |  |  |                          |                       |  |  |  |  |
| Preschool Equipment/Materials   | \$ 5,624.75           | \$ 5,618.71                 | \$ 6.04              | (\$0.00)                                    | (\$0.00)                             |   |               |  |  |  |  |  |               |  |  |  |  |   |                       |  |  |  |  |                      |                |  |  |  |  |                      |                |  |  |  |  |                          |                       |  |  |  |  |
| <b>Maintenance/Security</b>   |                       |                             |                      |   |                                      |   |               |  |  |  |  |  |               |  |  |  |  |   |                       |  |  |  |  |                      |                |  |  |  |  |                      |                |  |  |  |  |                          |                       |  |  |  |  |
| Central Wheel Chair Lift  | \$ 27,500.00          | \$ 27,500.00                | \$ -                 | \$0.00                                      | \$0.00                               |   |               |  |  |  |  |  |               |  |  |  |  |   |                       |  |  |  |  |                      |                |  |  |  |  |                      |                |  |  |  |  |                          |                       |  |  |  |  |
| Parking Lots Repaving   | \$ 104,507.00         | \$ 104,507.00               | \$ -                 | \$0.00                                      | \$0.00                               |   |               |  |  |  |  |  |               |  |  |  |  |   |                       |  |  |  |  |                      |                |  |  |  |  |                      |                |  |  |  |  |                          |                       |  |  |  |  |
| Entrance Bollards   | \$ 8,940.00           | \$ -                        | \$ 8,940.00          | \$0.00                                      | \$0.00                               |   |               |  |  |  |  |  |               |  |  |  |  |   |                       |  |  |  |  |                      |                |  |  |  |  |                      |                |  |  |  |  |                          |                       |  |  |  |  |
| New Maintenance Building  | \$ 6,593.00           | \$ 6,593.00                 | \$ -                 | \$0.00                                      | \$0.00                               |   |               |  |  |  |  |  |               |  |  |  |  |   |                       |  |  |  |  |                      |                |  |  |  |  |                      |                |  |  |  |  |                          |                       |  |  |  |  |
| Parking Dirt Stockpile Grading - Bus Garage Area  | \$ 11,542.88          | \$ 11,734.78                | \$ -                 | (\$191.90)                                  | \$0.00                               |   |               |  |  |  |  |  |               |  |  |  |  |   |                       |  |  |  |  |                      |                |  |  |  |  |                      |                |  |  |  |  |                          |                       |  |  |  |  |
| PK Window Film Security   | \$ 5,115.00           | \$ 5,115.00                 | \$ -                 | \$0.00                                      | \$0.00                               |   |               |  |  |  |  |  |               |  |  |  |  |   |                       |  |  |  |  |                      |                |  |  |  |  |                      |                |  |  |  |  |                          |                       |  |  |  |  |
| Central Boiler Replacement  | \$ 74,980.00          | \$ 74,980.00                | \$ -                 | \$0.00                                      | \$0.00                               |   |               |  |  |  |  |  |               |  |  |  |  |   |                       |  |  |  |  |                      |                |  |  |  |  |                      |                |  |  |  |  |                          |                       |  |  |  |  |
| <b>Transportation</b>   |                       |                             |                      |   |                                      |   |               |  |  |  |  |  |               |  |  |  |  |   |                       |  |  |  |  |                      |                |  |  |  |  |                      |                |  |  |  |  |                          |                       |  |  |  |  |
| New buses   | \$ 252,144.00         | \$ 252,144.00               | \$ -                 | \$0.00                                      | \$0.00                               |   |               |  |  |  |  |  |               |  |  |  |  |   |                       |  |  |  |  |                      |                |  |  |  |  |                      |                |  |  |  |  |                          |                       |  |  |  |  |
| New fuel tank   | \$ 26,757.00          | \$ 26,757.00                | \$ -                 | \$0.00                                      | \$0.00                               |   |               |  |  |  |  |  |               |  |  |  |  |   |                       |  |  |  |  |                      |                |  |  |  |  |                      |                |  |  |  |  |                          |                       |  |  |  |  |
| <b>Technology</b>   |                       |                             |                      |   |                                      |   |               |  |  |  |  |  |               |  |  |  |  |   |                       |  |  |  |  |                      |                |  |  |  |  |                      |                |  |  |  |  |                          |                       |  |  |  |  |
| Computers, servers, tech equip., etc.   | \$ 185,000.00         | \$ 147,450.91               | \$ 53,152.09         | (\$15,603.00)                               | \$0.00                               |   |               |  |  |  |  |  |               |  |  |  |  |   |                       |  |  |  |  |                      |                |  |  |  |  |                      |                |  |  |  |  |                          |                       |  |  |  |  |
| <b>Food Service</b>   |                       |                             |                      |   |                                      |   |               |  |  |  |  |  |               |  |  |  |  |   |                       |  |  |  |  |                      |                |  |  |  |  |                      |                |  |  |  |  |                          |                       |  |  |  |  |
| Food Service Equipment  | \$ -                  | \$ -                        | \$ -                 | \$0.00                                      | \$0.00                               |   |               |  |  |  |  |  |               |  |  |  |  |   |                       |  |  |  |  |                      |                |  |  |  |  |                      |                |  |  |  |  |                          |                       |  |  |  |  |
| <b>Athletics and Student Activities</b>   |                       |                             |                      |   |                                      |   |               |  |  |  |  |  |               |  |  |  |  |   |                       |  |  |  |  |                      |                |  |  |  |  |                      |                |  |  |  |  |                          |                       |  |  |  |  |
| HS Athletics Tennis Court Repair  | \$ 72,060.00          | \$ 72,060.00                | \$ -                 | \$0.00                                      | \$0.00                               |   |               |  |  |  |  |  |               |  |  |  |  |   |                       |  |  |  |  |                      |                |  |  |  |  |                      |                |  |  |  |  |                          |                       |  |  |  |  |
| HS Athletics Equipment  | \$ -                  | \$ -                        | \$ -                 | \$0.00                                      | \$0.00                               |   |               |  |  |  |  |  |               |  |  |  |  |   |                       |  |  |  |  |                      |                |  |  |  |  |                      |                |  |  |  |  |                          |                       |  |  |  |  |
| <b>Fees</b>   |                       |                             |                      |   |                                      |   |               |  |  |  |  |  |               |  |  |  |  |   |                       |  |  |  |  |                      |                |  |  |  |  |                      |                |  |  |  |  |                          |                       |  |  |  |  |
| Tax Collection Fees   | \$ 14,500.00          | \$ 5,065.33                 | \$ -                 | \$9,434.67                                  | \$9,434.67                           |   |               |  |  |  |  |  |               |  |  |  |  |   |                       |  |  |  |  |                      |                |  |  |  |  |                      |                |  |  |  |  |                          |                       |  |  |  |  |
| <b>Totals</b>   |                       |                             |                      |   |                                      |   |               |  |  |  |  |  |               |  |  |  |  |   |                       |  |  |  |  |                      |                |  |  |  |  |                      |                |  |  |  |  |                          |                       |  |  |  |  |
|   | \$ 821,908.45         | \$ 760,890.25               | \$ 65,892.44         | (\$4,874.24)                                | \$11,120.82                          |   |               |  |  |  |  |  |               |  |  |  |  |   |                       |  |  |  |  |                      |                |  |  |  |  |                      |                |  |  |  |  |                          |                       |  |  |  |  |
| <b>Total Budgeted</b>   | <b>\$ 821,908.45</b>  |                             |                      |   |                                      |   |               |  |  |  |  |  |               |  |  |  |  |   |                       |  |  |  |  |                      |                |  |  |  |  |                      |                |  |  |  |  |                          |                       |  |  |  |  |
| <table style="width: 100%; border-collapse: collapse;"> <tr> <td style="width: 40%;">Actual Cash Balance 7/1/23</td> <td style="width: 10%; text-align: right;">\$ 32,156.92</td> <td></td> <td></td> <td></td> <td></td> </tr> <tr> <td>Revenues FY24 - Taxes from levy</td> <td style="text-align: right;">\$ 478,113.62</td> <td></td> <td></td> <td></td> <td></td> </tr> <tr> <td>Expenditures FY24</td> <td style="text-align: right;">\$ (760,890.25)</td> <td></td> <td></td> <td></td> <td></td> </tr> <tr> <td>Current Cash Balance</td> <td style="text-align: right;">(\$250,619.71)</td> <td></td> <td></td> <td></td> <td></td> </tr> <tr> <td>Current Encumbrances</td> <td style="text-align: right;">\$ (65,892.44)</td> <td></td> <td></td> <td></td> <td></td> </tr> <tr> <td><b>Available Balance</b></td> <td style="text-align: right;"><b>(\$316,512.15)</b></td> <td></td> <td></td> <td></td> <td></td> </tr> </table> |                       |                             |                      |   |                                      | Actual Cash Balance 7/1/23                          | \$ 32,156.92  |  |  |  |  | Revenues FY24 - Taxes from levy            | \$ 478,113.62 |  |  |  |  | Expenditures FY24                               | \$ (760,890.25)       |  |  |  |  | Current Cash Balance | (\$250,619.71) |  |  |  |  | Current Encumbrances | \$ (65,892.44) |  |  |  |  | <b>Available Balance</b> | <b>(\$316,512.15)</b> |  |  |  |  |
| Actual Cash Balance 7/1/23  | \$ 32,156.92          |                             |                      |   |                                      |   |               |  |  |  |  |  |               |  |  |  |  |   |                       |  |  |  |  |                      |                |  |  |  |  |                      |                |  |  |  |  |                          |                       |  |  |  |  |
| Revenues FY24 - Taxes from levy   | \$ 478,113.62         |                             |                      |   |                                      |   |               |  |  |  |  |  |               |  |  |  |  |   |                       |  |  |  |  |                      |                |  |  |  |  |                      |                |  |  |  |  |                          |                       |  |  |  |  |
| Expenditures FY24   | \$ (760,890.25)       |                             |                      |   |                                      |   |               |  |  |  |  |  |               |  |  |  |  |   |                       |  |  |  |  |                      |                |  |  |  |  |                      |                |  |  |  |  |                          |                       |  |  |  |  |
| Current Cash Balance  | (\$250,619.71)        |                             |                      |   |                                      |   |               |  |  |  |  |  |               |  |  |  |  |   |                       |  |  |  |  |                      |                |  |  |  |  |                      |                |  |  |  |  |                          |                       |  |  |  |  |
| Current Encumbrances  | \$ (65,892.44)        |                             |                      |   |                                      |   |               |  |  |  |  |  |               |  |  |  |  |   |                       |  |  |  |  |                      |                |  |  |  |  |                      |                |  |  |  |  |                          |                       |  |  |  |  |
| <b>Available Balance</b>  | <b>(\$316,512.15)</b> |                             |                      |   |                                      |   |               |  |  |  |  |  |               |  |  |  |  |   |                       |  |  |  |  |                      |                |  |  |  |  |                      |                |  |  |  |  |                          |                       |  |  |  |  |
| <table style="width: 100%; border-collapse: collapse;"> <tr> <td style="width: 40%;">Remaining Estimated Revenues FY24 - Taxes from levy</td> <td style="width: 10%; text-align: right;">\$ 271,886.38</td> <td></td> <td></td> <td></td> <td></td> </tr> <tr> <td>Less: Remaining Estimated PI Project Costs</td> <td style="text-align: right;">(\$11,120.82)</td> <td></td> <td></td> <td></td> <td></td> </tr> <tr> <td><b>6/30/24 Estimated Unencumbered Carryover</b></td> <td style="text-align: right;"><b>\$ (55,746.59)</b></td> <td></td> <td></td> <td></td> <td></td> </tr> </table>   |                       |                             |                      |   |                                      | Remaining Estimated Revenues FY24 - Taxes from levy | \$ 271,886.38 |  |  |  |  | Less: Remaining Estimated PI Project Costs | (\$11,120.82) |  |  |  |  | <b>6/30/24 Estimated Unencumbered Carryover</b> | <b>\$ (55,746.59)</b> |  |  |  |  |                      |                |  |  |  |  |                      |                |  |  |  |  |                          |                       |  |  |  |  |
| Remaining Estimated Revenues FY24 - Taxes from levy   | \$ 271,886.38         |                             |                      |   |                                      |   |               |  |  |  |  |  |               |  |  |  |  |   |                       |  |  |  |  |                      |                |  |  |  |  |                      |                |  |  |  |  |                          |                       |  |  |  |  |
| Less: Remaining Estimated PI Project Costs  | (\$11,120.82)         |                             |                      |   |                                      |   |               |  |  |  |  |  |               |  |  |  |  |   |                       |  |  |  |  |                      |                |  |  |  |  |                      |                |  |  |  |  |                          |                       |  |  |  |  |
| <b>6/30/24 Estimated Unencumbered Carryover</b>   | <b>\$ (55,746.59)</b> |                             |                      |   |                                      |   |               |  |  |  |  |  |               |  |  |  |  |   |                       |  |  |  |  |                      |                |  |  |  |  |                      |                |  |  |  |  |                          |                       |  |  |  |  |

Lexington Local Schools

**Food Service Fund 2023-24 vs. 2022-2023 vs. 2021-2022**

|                                  |                    |                   |             |                    |                  |                  | Beginning Balance 7/1/23           | \$ 327,645        |
|----------------------------------|--------------------|-------------------|-------------|--------------------|------------------|------------------|------------------------------------|-------------------|
| <b>2023-2024 Through 2/29/24</b> |                    |                   |             |                    |                  |                  |                                    |                   |
| <i>Revenues</i>                  | District-Wide      | HS/JH             | Junior High | Eastern            | Central          | Western          | <b>Total</b>                       |                   |
| Student Type A, Ezpay, Misc      | \$ -               | \$ 123,004        | \$ -        | \$ 48,420          | \$ 37,318        | \$ 37,916        | \$ 246,658                         |                   |
| Student Break, Milk & A La Carte | \$ -               | \$ 73,631         | \$ -        | \$ 6,997           | \$ 4,207         | \$ 3,207         | \$ 88,042                          |                   |
| Adult & Misc revenues            | \$ 10,201          | \$ 4,609          | \$ -        | \$ 608             | \$ 520           | \$ 246           | \$ 16,184                          |                   |
| State Reimb                      | \$ -               | \$ -              | \$ -        | \$ -               | \$ -             | \$ -             | \$ -                               |                   |
| Federal Reimb                    | \$ -               | \$ 109,793        | \$ -        | \$ 63,715          | \$ 48,421        | \$ 42,615        | \$ 264,544                         |                   |
| Transfer In                      | \$ -               | \$ -              | \$ -        | \$ -               | \$ -             | \$ -             | \$ -                               |                   |
| <b>Total Revenues</b>            | <b>\$ 10,201</b>   | <b>\$ 311,037</b> | <b>\$ -</b> | <b>\$ 119,740</b>  | <b>\$ 90,466</b> | <b>\$ 83,984</b> | <b>\$ 615,428</b>                  |                   |
| <i>Expenses</i>                  |                    |                   |             |                    |                  |                  |                                    |                   |
| Wages                            | \$ 36,906          | \$ 101,284        | \$ -        | \$ 58,790          | \$ 31,496        | \$ 27,958        | \$ 256,434                         |                   |
| Severance                        | \$ -               | \$ 5,137          | \$ -        | \$ -               | \$ 684           | \$ -             | \$ 5,821                           |                   |
| Retirement                       | \$ 9,188           | \$ 20,803         | \$ -        | \$ 10,241          | \$ 5,347         | \$ 4,768         | \$ 50,347                          |                   |
| Medical                          | \$ 7,543           | \$ 53,751         | \$ -        | \$ -               | \$ 9,627         | \$ 13,646        | \$ 84,567                          |                   |
| Life, Dent, MC, WC               | \$ 926             | \$ 3,502          | \$ -        | \$ 828             | \$ 833           | \$ 991           | \$ 7,080                           |                   |
| Purch Serv, Repairs, Phone, Post | \$ 2,794           | \$ 360            | \$ -        | \$ 732             | \$ 385           | \$ 335           | \$ 4,606                           |                   |
| Supplies                         | \$ 10,202          | \$ -              | \$ -        | \$ -               | \$ -             | \$ -             | \$ 10,202                          |                   |
| Food Costs                       | \$ -               | \$ 120,749        | \$ -        | \$ 72,961          | \$ 18,760        | \$ 18,701        | \$ 231,171                         |                   |
| Equipment                        | \$ 1,363           | \$ -              | \$ -        | \$ -               | \$ -             | \$ -             | \$ 1,363                           |                   |
| Other Costs                      | \$ -               | \$ -              | \$ -        | \$ -               | \$ -             | \$ -             | \$ -                               |                   |
| <b>Total Expenses</b>            | <b>\$ 68,922</b>   | <b>\$ 305,586</b> | <b>\$ -</b> | <b>\$ 143,552</b>  | <b>\$ 67,132</b> | <b>\$ 66,399</b> | <b>\$ 651,591</b>                  |                   |
| <b>Net Gain (Loss)</b>           | <b>\$ (58,721)</b> | <b>\$ 5,451</b>   | <b>\$ -</b> | <b>\$ (23,812)</b> | <b>\$ 23,334</b> | <b>\$ 17,585</b> | <b>\$ (36,163)</b>                 |                   |
|                                  |                    |                   |             |                    |                  |                  | <b>Ending Cash Balance 2/29/24</b> | <b>\$ 291,482</b> |

|                                  |                    |                    |             |                    |                  |                   | Beginning Balance 7/1/22           | \$ 335,154        |
|----------------------------------|--------------------|--------------------|-------------|--------------------|------------------|-------------------|------------------------------------|-------------------|
| <b>2022-2023 Through 2/28/23</b> |                    |                    |             |                    |                  |                   |                                    |                   |
| <i>Revenues</i>                  | District-Wide      | HS/JH              | Junior High | Eastern            | Central          | Western           | <b>Total</b>                       |                   |
| Student Type A, Ezpay, Misc      | \$ -               | \$ 142,270         | \$ -        | \$ 46,548          | \$ 38,511        | \$ 30,736         | \$ 258,065                         |                   |
| Student Break, Milk & A La Carte | \$ -               | \$ 53,383          | \$ -        | \$ 6,825           | \$ 4,451         | \$ 2,787          | \$ 67,446                          |                   |
| Adult & Misc revenues            | \$ 9,032           | \$ 3,710           | \$ -        | \$ 517             | \$ 125           | \$ 179            | \$ 13,563                          |                   |
| State Reimb                      | \$ -               | \$ -               | \$ -        | \$ -               | \$ -             | \$ -              | \$ -                               |                   |
| Federal Reimb                    | \$ -               | \$ 66,135          | \$ -        | \$ 35,460          | \$ 28,280        | \$ 17,167         | \$ 147,042                         |                   |
| Transfer In                      | \$ -               | \$ -               | \$ -        | \$ -               | \$ -             | \$ -              | \$ -                               |                   |
| <b>Total Revenues</b>            | <b>\$ 9,032</b>    | <b>\$ 265,498</b>  | <b>\$ -</b> | <b>\$ 89,350</b>   | <b>\$ 71,367</b> | <b>\$ 50,869</b>  | <b>\$ 486,116</b>                  |                   |
| <i>Expenses</i>                  |                    |                    |             |                    |                  |                   |                                    |                   |
| Wages                            | \$ 35,679          | \$ 119,327         | \$ -        | \$ 39,196          | \$ 24,744        | \$ 26,354         | \$ 245,300                         |                   |
| Severance                        | \$ -               | \$ 842             | \$ -        | \$ -               | \$ -             | \$ -              | \$ 842                             |                   |
| Retirement                       | \$ 8,893           | \$ 21,606          | \$ -        | \$ 5,488           | \$ 6,188         | \$ 5,196          | \$ 47,371                          |                   |
| Medical                          | \$ 6,914           | \$ 42,510          | \$ -        | \$ 12,508          | \$ 9,105         | \$ 12,508         | \$ 83,545                          |                   |
| Life, Dent, MC, WC               | \$ 894             | \$ 3,669           | \$ -        | \$ 878             | \$ 1,076         | \$ 683            | \$ 7,200                           |                   |
| Purch Serv, Repairs, Phone, Post | \$ 2,520           | \$ 554             | \$ -        | \$ 335             | \$ 335           | \$ 1,500          | \$ 5,244                           |                   |
| Supplies                         | \$ 5,120           | \$ -               | \$ -        | \$ -               | \$ -             | \$ -              | \$ 5,120                           |                   |
| Food Costs                       | \$ -               | \$ 99,518          | \$ -        | \$ 48,711          | \$ 19,442        | \$ 13,734         | \$ 181,405                         |                   |
| Equipment                        | \$ -               | \$ -               | \$ -        | \$ -               | \$ -             | \$ -              | \$ -                               |                   |
| Other Costs                      | \$ -               | \$ -               | \$ -        | \$ -               | \$ -             | \$ -              | \$ -                               |                   |
| <b>Total Expenses</b>            | <b>\$ 60,020</b>   | <b>\$ 288,026</b>  | <b>\$ -</b> | <b>\$ 107,116</b>  | <b>\$ 60,890</b> | <b>\$ 59,975</b>  | <b>\$ 576,027</b>                  |                   |
| <b>Net Gain (Loss)</b>           | <b>\$ (50,988)</b> | <b>\$ (22,528)</b> | <b>\$ -</b> | <b>\$ (17,766)</b> | <b>\$ 10,477</b> | <b>\$ (9,106)</b> | <b>\$ (89,911)</b>                 |                   |
|                                  |                    |                    |             |                    |                  |                   | <b>Ending Cash Balance 2/28/23</b> | <b>\$ 245,243</b> |

|                                  |                    |                   |                   |                   |                   |                  | Beginning Balance 7/1/21           | \$ 808           |
|----------------------------------|--------------------|-------------------|-------------------|-------------------|-------------------|------------------|------------------------------------|------------------|
| <b>2020-2021 Through 2/28/22</b> |                    |                   |                   |                   |                   |                  |                                    |                  |
| <i>Revenues</i>                  | District-Wide      | High School       | Junior High       | Eastern           | Central           | Western          | <b>Total</b>                       |                  |
| Student Type A, Ezpay, Misc      | \$ -               | \$ (1,176)        | \$ (1,052)        | \$ (437)          | \$ 347            | \$ 105           | \$ (2,213)                         |                  |
| Student Break, Milk & A La Carte | \$ -               | \$ 15,261         | \$ 5,685          | \$ 2,509          | \$ 1,425          | \$ 478           | \$ 25,358                          |                  |
| Adult & Misc revenues            | \$ 5,967           | \$ 2,115          | \$ 553            | \$ 754            | \$ 393            | \$ 34            | \$ 9,816                           |                  |
| State Reimb                      | \$ -               | \$ -              | \$ -              | \$ -              | \$ -              | \$ -             | \$ -                               |                  |
| Federal Reimb                    | \$ -               | \$ 170,483        | \$ 103,418        | \$ 131,513        | \$ 119,571        | \$ 96,936        | \$ 621,921                         |                  |
| Transfer In                      | \$ -               | \$ -              | \$ -              | \$ -              | \$ -              | \$ -             | \$ -                               |                  |
| <b>Total Revenues</b>            | <b>\$ 5,967</b>    | <b>\$ 186,683</b> | <b>\$ 108,604</b> | <b>\$ 134,339</b> | <b>\$ 121,736</b> | <b>\$ 97,553</b> | <b>\$ 654,882</b>                  |                  |
| <i>Expenses</i>                  |                    |                   |                   |                   |                   |                  |                                    |                  |
| Wages                            | \$ 34,266          | \$ 74,017         | \$ 35,056         | \$ 24,853         | \$ 22,845         | \$ 24,042        | \$ 215,079                         |                  |
| Severance                        | \$ -               | \$ -              | \$ -              | \$ -              | \$ -              | \$ -             | \$ -                               |                  |
| Retirement                       | \$ 7,923           | \$ 13,074         | \$ 6,065          | \$ 6,445          | \$ 3,730          | \$ 4,442         | \$ 41,679                          |                  |
| Medical                          | \$ 14,397          | \$ 34,963         | \$ 5,504          | \$ 14,979         | \$ 5,504          | \$ 8,975         | \$ 84,322                          |                  |
| Life, Dent, MC, WC               | \$ 942             | \$ 2,321          | \$ 1,292          | \$ 751            | \$ 959            | \$ 564           | \$ 6,829                           |                  |
| Purch Serv, Repairs, Phone, Post | \$ 2,994           | \$ 2,559          | \$ 850            | \$ 1,228          | \$ 300            | \$ 2,830         | \$ 10,761                          |                  |
| Supplies                         | \$ 5,508           | \$ -              | \$ -              | \$ -              | \$ -              | \$ -             | \$ 5,508                           |                  |
| Food Costs                       | \$ -               | \$ 60,922         | \$ 27,168         | \$ 56,968         | \$ 19,104         | \$ 27,610        | \$ 191,772                         |                  |
| Equipment                        | \$ -               | \$ -              | \$ -              | \$ -              | \$ -              | \$ -             | \$ -                               |                  |
| Other Costs                      | \$ -               | \$ -              | \$ -              | \$ -              | \$ -              | \$ -             | \$ -                               |                  |
| <b>Total Expenses</b>            | <b>\$ 66,030</b>   | <b>\$ 187,856</b> | <b>\$ 75,935</b>  | <b>\$ 105,224</b> | <b>\$ 52,442</b>  | <b>\$ 68,463</b> | <b>\$ 555,950</b>                  |                  |
| <b>Net Gain (Loss)</b>           | <b>\$ (60,063)</b> | <b>\$ (1,173)</b> | <b>\$ 32,669</b>  | <b>\$ 29,115</b>  | <b>\$ 69,294</b>  | <b>\$ 29,090</b> | <b>\$ 98,932</b>                   |                  |
|                                  |                    |                   |                   |                   |                   |                  | <b>Ending Cash Balance 2/28/22</b> | <b>\$ 99,740</b> |



Start Date: 2/1/2024

End Date: 2/29/2024

## LEXINGTON LOCAL SCHOOLS

### Disbursement Summary Report

| Reference Number | Check Number | Type                 | Date      | Name   | Vendor # | Status          | Reconcile Date | Void Date | Amount      |
|------------------|--------------|----------------------|-----------|--|----------|-----------------|----------------|-----------|-------------|
| 45341            | 0            | ACCOUNTS_P<br>AYABLE | 2/27/2024 | MEMO-<br>S.T.R.S.                            | 900998   | RECONCILED      | 2/27/2024      |           | \$ 8,852.51 |
| 45342            | 0            | ACCOUNTS_P<br>AYABLE | 2/27/2024 | MEMO-<br>S.E.R.S.                            | 900997   | RECONCILED      | 2/27/2024      |           | 2,779.57    |
| 45168            | 97212        | ACCOUNTS_P<br>AYABLE | 2/2/2024  | MENARDS                                      | 10810    | RECONCILED      | 2/15/2024      |           | 628.94      |
| 45169            | 97213        | ACCOUNTS_P<br>AYABLE | 2/2/2024  | JALEN JONES                                  | 13518    | RECONCILED      | 2/7/2024       |           | 500.00      |
| 45171            | 97214        | ACCOUNTS_P<br>AYABLE | 2/5/2024  | AMAZON<br>CAPITAL<br>SERVICES                | 13575    | RECONCILED      | 2/13/2024      |           | 683.12      |
| 45175            | 97215        | ACCOUNTS_P<br>AYABLE | 2/5/2024  | CLEAR FORK<br>VALLEY<br>LOCAL                | 951      | RECONCILED      | 2/8/2024       |           | 5,382.28    |
| 45172            | 97216        | ACCOUNTS_P<br>AYABLE | 2/5/2024  | COMDOC INC                                   | 13671    | RECONCILED      | 2/12/2024      |           | 236.99      |
| 45177            | 97217        | ACCOUNTS_P<br>AYABLE | 2/5/2024  | DELL<br>FINANCIAL<br>SERVICES                | 10287    | RECONCILED      | 2/16/2024      |           | 7,981.62    |
| 45178            | 97218        | ACCOUNTS_P<br>AYABLE | 2/5/2024  | FOLLETT<br>HIGHER<br>EDUCATION<br>GROUP, LLC | 14043    | RECONCILED      | 2/12/2024      |           | 399.73      |
| 45174            | 97219        | ACCOUNTS_P<br>AYABLE | 2/5/2024  | GALION<br>HIGH<br>SCHOOL                     | 11034    | RECONCILED      | 2/9/2024       |           | 150.00      |
| 45176            | 97220        | ACCOUNTS_P<br>AYABLE | 2/5/2024  | JAMES<br>HAYES                               | 13087    | RECONCILED      | 2/12/2024      |           | 970.35      |
| 45173            | 97221        | ACCOUNTS_P<br>AYABLE | 2/5/2024  | PAT MILLER,<br>TREASURER                     | 9510     | RECONCILED      | 2/13/2024      |           | 270.00      |
| 45170            | 97222        | ACCOUNTS_P<br>AYABLE | 2/5/2024  | RIVER<br>VALLEY<br>LOCAL<br>SCHOOLS          | 10144    | RECONCILED      | 2/14/2024      |           | 250.00      |
| 45184            | 97223        | ACCOUNTS_P<br>AYABLE | 2/9/2024  | AMAZON<br>CAPITAL<br>SERVICES                | 13575    | RECONCILED      | 2/21/2024      |           | 307.65      |
| 45180            | 97224        | ACCOUNTS_P<br>AYABLE | 2/9/2024  | CAPITAL ONE                                  | 3469     | RECONCILED      | 2/21/2024      |           | 126.46      |
| 45188            | 97225        | ACCOUNTS_P<br>AYABLE | 2/9/2024  | COMDOC INC                                   | 13671    | RECONCILED      | 2/21/2024      |           | 11.97       |
| 45187            | 97226        | ACCOUNTS_P<br>AYABLE | 2/9/2024  | FORGET-ME-<br>NOT FLOWER<br>SHOP,INC.        | 5460     | RECONCILED      | 2/15/2024      |           | 187.00      |
| 45192            | 97227        | ACCOUNTS_P<br>AYABLE | 2/9/2024  | FUSION<br>APPAREL                            | 11164    | RECONCILED      | 2/15/2024      |           | 624.00      |
| 45181            | 97228        | ACCOUNTS_P<br>AYABLE | 2/9/2024  | GIONINO'S<br>PIZZERIA                        | 9153     | OUTSTANDIN<br>G |                |           | 41.25       |
| 45190            | 97229        | ACCOUNTS_P<br>AYABLE | 2/9/2024  | HEALTHCAR<br>E BILLING<br>SERVICES           | 11018    | RECONCILED      | 2/14/2024      |           | 136.12      |
| 45185            | 97230        | ACCOUNTS_P<br>AYABLE | 2/9/2024  | JAXX LAMP                                    | 14084    | RECONCILED      | 2/16/2024      |           | 1,000.00    |
| 45194            | 97231        | ACCOUNTS_P<br>AYABLE | 2/9/2024  | JOHN E.<br>THOMAS                            | 14064    | RECONCILED      | 2/15/2024      |           | 6,000.00    |
| 45189            | 97232        | ACCOUNTS_P<br>AYABLE | 2/9/2024  | JOSTENS                                      | 10830    | RECONCILED      | 2/16/2024      |           | 6,552.00    |
| 45182            | 97233        | ACCOUNTS_P<br>AYABLE | 2/9/2024  | LEVI B.<br>MOWRY                             | 10397    | RECONCILED      | 2/12/2024      |           | 1,963.39    |
| 45183            | 97234        | ACCOUNTS_P<br>AYABLE | 2/9/2024  | MICHAEL<br>MOORE                             | 13971    | RECONCILED      | 2/21/2024      |           | 463.35      |
| 45186            | 97235        | ACCOUNTS_P<br>AYABLE | 2/9/2024  | PALADIN<br>PROTECTIVE<br>SYSTEMS,<br>INC     | 13857    | RECONCILED      | 2/15/2024      |           | 9,122.69    |
| 45191            | 97236        | ACCOUNTS_P           | 2/9/2024  | SAM'S CLUB                                   | 5566     | RECONCILED      | 2/21/2024      |           | 39.60       |

Start Date: 2/1/2024

End Date: 2/29/2024

## LEXINGTON LOCAL SCHOOLS Disbursement Summary Report

| Reference Number | Check Number | Type                 | Date      | Name   | Vendor # | Status          | Reconcile Date | Void Date | Amount      |
|------------------|--------------|----------------------|-----------|--|----------|-----------------|----------------|-----------|-------------|
| 45179            | 97237        | AYABLE<br>ACCOUNTS_P | 2/9/2024  | DIRECT<br>SMITHFOOD S, INC                         | 11797    | RECONCILED      | 2/16/2024      |           | \$ 3,692.38 |
| 45193            | 97238        | AYABLE<br>ACCOUNTS_P | 2/9/2024  | STANTON<br>SHEET<br>MUSIC                          | 22       | RECONCILED      | 2/16/2024      |           | 56.92       |
| 45195            | 97239        | AYABLE<br>ACCOUNTS_P | 2/9/2024  | OHIO<br>SCHOOL BD.<br>ASSOC.                       | 911      | RECONCILED      | 2/27/2024      |           | 6,812.00    |
| 45196            | 97240        | AYABLE<br>ACCOUNTS_P | 2/13/2024 | JEFF<br>EICHORN                                    | 13282    | RECONCILED      | 2/14/2024      |           | 845.00      |
| 45203            | 97241        | AYABLE<br>ACCOUNTS_P | 2/13/2024 | AMAZON<br>CAPITAL<br>SERVICES                      | 13575    | RECONCILED      | 2/21/2024      |           | 538.22      |
| 45209            | 97242        | AYABLE<br>ACCOUNTS_P | 2/13/2024 | AMERICAN<br>FIREWORKS<br>COMPANY                   | 13633    | RECONCILED      | 2/23/2024      |           | 1,500.00    |
| 45205            | 97243        | AYABLE<br>ACCOUNTS_P | 2/13/2024 | BRIDGEWAY<br>ACADEMY                               | 11513    | RECONCILED      | 2/22/2024      |           | 6,345.00    |
| 45201            | 97244        | AYABLE<br>ACCOUNTS_P | 2/13/2024 | CLARITY FOR<br>COMMUNICA<br>TION LLC               | 11660    | RECONCILED      | 2/20/2024      |           | 550.00      |
| 45202            | 97245        | AYABLE<br>ACCOUNTS_P | 2/13/2024 | COMDOC INC   | 13671    | RECONCILED      | 2/23/2024      |           | 1,326.83    |
| 45197            | 97246        | AYABLE<br>ACCOUNTS_P | 2/13/2024 | CULLIGAN<br>QUALITY<br>WATER                       | 610      | RECONCILED      | 2/21/2024      |           | 37.00       |
| 45206            | 97247        | AYABLE<br>ACCOUNTS_P | 2/13/2024 | DAHNI<br>REYNOLDS                                  | 13829    | RECONCILED      | 2/21/2024      |           | 14,800.25   |
| 45213            | 97248        | AYABLE<br>ACCOUNTS_P | 2/13/2024 | ECONOMICS<br>CENTER FOR<br>EDUCATION<br>& RESEARCH | 13956    | RECONCILED      | 2/21/2024      |           | 120.00      |
| 45198            | 97249        | AYABLE<br>ACCOUNTS_P | 2/13/2024 | JACOB<br>POINER                                    | 13528    | RECONCILED      | 2/14/2024      |           | 331.68      |
| 45210            | 97250        | AYABLE<br>ACCOUNTS_P | 2/13/2024 | LOWE'S   | 5906     | RECONCILED      | 2/20/2024      |           | 50.22       |
| 45212            | 97251        | AYABLE<br>ACCOUNTS_P | 2/13/2024 | NICHOLAS<br>PATRICK<br>RILEY                       | 14079    | OUTSTANDIN<br>G |                |           | 1,200.00    |
| 45204            | 97252        | AYABLE<br>ACCOUNTS_P | 2/13/2024 | QUENCH<br>USA INC                                  | 9919     | RECONCILED      | 2/20/2024      |           | 47.48       |
| 45207            | 97253        | AYABLE<br>ACCOUNTS_P | 2/13/2024 | SCHOLASTIC<br>INC                                  | 2522     | RECONCILED      | 2/26/2024      |           | 78.00       |
| 45214            | 97254        | AYABLE<br>ACCOUNTS_P | 2/13/2024 | SHRED-IT   | 7041     | RECONCILED      | 2/20/2024      |           | 944.35      |
| 45211            | 97255        | AYABLE<br>ACCOUNTS_P | 2/13/2024 | SMETZ'S<br>TIRE<br>SERVICE<br>CENTER               | 10453    | RECONCILED      | 2/21/2024      |           | 653.56      |
| 45200            | 97256        | AYABLE<br>ACCOUNTS_P | 2/13/2024 | STANTON<br>SHEET<br>MUSIC                          | 22       | RECONCILED      | 2/21/2024      |           | 611.92      |
| 45208            | 97257        | AYABLE<br>ACCOUNTS_P | 2/13/2024 | STEPHEN<br>ALIA VISUAL<br>DESIGN, LLC              | 14078    | RECONCILED      | 2/22/2024      |           | 1,000.00    |
| 45199            | 97258        | AYABLE<br>ACCOUNTS_P | 2/13/2024 | WINDOW<br>ENERGY<br>FILM, INC                      | 13817    | RECONCILED      | 2/21/2024      |           | 2,557.50    |
| 45215            | 97259        | AYABLE<br>ACCOUNTS_P | 2/14/2024 | UPPER<br>ARLINGTON<br>SCHOOLS                      | 13488    | VOID            |                | 2/22/2024 | 300.00      |
| 45216            | 97260        | REFUND               | 2/14/2024 | MADISON<br>LOCAL<br>SCHOOLS                        | 928      | RECONCILED      | 2/20/2024      |           | 1,155.58    |
| 45217            | 97261        | REFUND               | 2/14/2024 | OHIO   | 7823     | RECONCILED      | 2/21/2024      |           | 2,321.82    |

Start Date: 2/1/2024

End Date: 2/29/2024

## LEXINGTON LOCAL SCHOOLS Disbursement Summary Report

| Reference Number | Check Number | Type                 | Date      | Name                                    | Vendor # | Status          | Reconcile Date | Void Date | Amount    |
|------------------|--------------|----------------------|-----------|---|----------|-----------------|----------------|-----------|-----------|
|                  |              |                      |           | CARDINAL<br>CONFERENC<br>E              |          |                 |                |           |           |
| 45224            | 97262        | REFUND               | 2/14/2024 | AMY KLUG-<br>BEALE                      | 13333    | RECONCILED      | 2/26/2024      |           | \$ 45.50  |
| 45225            | 97263        | REFUND               | 2/14/2024 | FREDONIA<br>CRAWFORD                    | 14085    | RECONCILED      | 2/21/2024      |           | 46.30     |
| 45223            | 97264        | REFUND               | 2/14/2024 | MCBRIDE,<br>JASON                       | 14086    | OUTSTANDIN<br>G |                |           | 24.65     |
| 45226            | 97265        | REFUND               | 2/14/2024 | JOY MOORE                               | 14087    | RECONCILED      | 2/23/2024      |           | 58.80     |
| 45227            | 97266        | ACCOUNTS_P<br>AYABLE | 2/15/2024 | CHILDREN'S<br>THEATRE<br>FOUNDATIO<br>N | 1694     | RECONCILED      | 2/20/2024      |           | 950.00    |
| 45231            | 97267        | ACCOUNTS_P<br>AYABLE | 2/16/2024 | AMANDA<br>BADERTSCH<br>ER               | 13224    | RECONCILED      | 2/26/2024      |           | 100.00    |
| 45233            | 97268        | ACCOUNTS_P<br>AYABLE | 2/16/2024 | AMAZON<br>CAPITAL<br>SERVICES           | 13575    | RECONCILED      | 2/26/2024      |           | 111.75    |
| 45229            | 97269        | ACCOUNTS_P<br>AYABLE | 2/16/2024 | HILL<br>INTERNATIO<br>NAL TRUCKS        | 14024    | RECONCILED      | 2/22/2024      |           | 446.50    |
| 45234            | 97270        | ACCOUNTS_P<br>AYABLE | 2/16/2024 | JAMES<br>HAYES                          | 13087    | RECONCILED      | 2/20/2024      |           | 970.35    |
| 45232            | 97271        | ACCOUNTS_P<br>AYABLE | 2/16/2024 | JEFF<br>EICHORN                         | 13282    | RECONCILED      | 2/16/2024      |           | 120.00    |
| 45228            | 97272        | ACCOUNTS_P<br>AYABLE | 2/16/2024 | RICHLAND<br>PUBLIC<br>HEALTH            | 624      | RECONCILED      | 2/23/2024      |           | 920.00    |
| 45230            | 97273        | ACCOUNTS_P<br>AYABLE | 2/16/2024 | THE REHAB<br>CENTER                     | 11246    | RECONCILED      | 2/23/2024      |           | 12,795.00 |
| 45236            | 97274        | ACCOUNTS_P<br>AYABLE | 2/16/2024 | ADVANCED<br>TURF<br>SOLUTIONS,<br>INC.  | 10305    | RECONCILED      | 2/27/2024      |           | 615.35    |
| 45257            | 97275        | ACCOUNTS_P<br>AYABLE | 2/16/2024 | ALFRED<br>NICKLES<br>BAKERY             | 613      | RECONCILED      | 2/26/2024      |           | 1,247.40  |
| 45237            | 97276        | ACCOUNTS_P<br>AYABLE | 2/16/2024 | ALLIED<br>SUPPLY CO,<br>INC             | 11862    | RECONCILED      | 2/28/2024      |           | 58.88     |
| 45238            | 97277        | ACCOUNTS_P<br>AYABLE | 2/16/2024 | AMAZON<br>CAPITAL<br>SERVICES           | 13575    | RECONCILED      | 2/27/2024      |           | 970.31    |
| 45246            | 97278        | ACCOUNTS_P<br>AYABLE | 2/16/2024 | AMY<br>FERGUSON                         | 7477     | RECONCILED      | 2/21/2024      |           | 20.48     |
| 45253            | 97279        | ACCOUNTS_P<br>AYABLE | 2/16/2024 | ANDY J.<br>LITTLE                       | 7196     | OUTSTANDIN<br>G |                |           | 280.00    |
| 45239            | 97280        | ACCOUNTS_P<br>AYABLE | 2/16/2024 | BRIDGEWAY<br>THERAPY<br>CENTER          | 13818    | RECONCILED      | 2/28/2024      |           | 1,575.00  |
| 45235            | 97281        | ACCOUNTS_P<br>AYABLE | 2/16/2024 | BURNING<br>RIVER LIFTS<br>AND           | 10587    | OUTSTANDIN<br>G |                |           | 320.00    |
| 45240            | 97282        | ACCOUNTS_P<br>AYABLE | 2/16/2024 | CALLAHAN<br>DOOR SALES                  | 5579     | RECONCILED      | 2/23/2024      |           | 320.00    |
| 45241            | 97283        | ACCOUNTS_P<br>AYABLE | 2/16/2024 | CARDINAL<br>BUS SALES &<br>SERVICE      | 6515     | RECONCILED      | 2/23/2024      |           | 1,652.87  |
| 45242            | 97284        | ACCOUNTS_P<br>AYABLE | 2/16/2024 | CULLIGAN<br>QUALITY<br>WATER            | 610      | RECONCILED      | 2/23/2024      |           | 175.00    |
| 45245            | 97285        | ACCOUNTS_P<br>AYABLE | 2/16/2024 | EQUIPARTS                               | 11070    | RECONCILED      | 2/23/2024      |           | 2,165.68  |
| 45247            | 97286        | ACCOUNTS_P           | 2/16/2024 | GRIFFIN                                 | 13700    | RECONCILED      | 2/23/2024      |           | 700.00    |

Start Date: 2/1/2024

End Date: 2/29/2024

## LEXINGTON LOCAL SCHOOLS Disbursement Summary Report

| Reference Number | Check Number | Type       | Date      | Name                           | Vendor # | Status      | Reconcile Date | Void Date | Amount    |
|------------------|--------------|------------|-----------|--------------------------------|----------|-------------|----------------|-----------|-----------|
|                  |              | AYABLE     |           | SPORTS EQUIPMENT               |          |             |                |           |           |
| 45249            | 97287        | ACCOUNTS_P | 2/16/2024 | HD SUPPLY FACILITIES           | 6504     | OUTSTANDING |                |           | \$ 382.26 |
| 45250            | 97288        | ACCOUNTS_P | 2/16/2024 | HILLYARD OHIO                  | 13569    | RECONCILED  | 2/28/2024      |           | 592.90    |
| 45248            | 97289        | ACCOUNTS_P | 2/16/2024 | JAMES HAYES                    | 13087    | RECONCILED  | 2/22/2024      |           | 970.35    |
| 45267            | 97290        | ACCOUNTS_P | 2/16/2024 | JEFFREY STRICKLER              | 9905     | RECONCILED  | 2/27/2024      |           | 30.00     |
| 45261            | 97291        | ACCOUNTS_P | 2/16/2024 | JOE PETERS                     | 13478    | RECONCILED  | 2/26/2024      |           | 140.00    |
| 45262            | 97292        | ACCOUNTS_P | 2/16/2024 | KATIE ROGERS                   | 13108    | RECONCILED  | 2/22/2024      |           | 90.46     |
| 45244            | 97293        | ACCOUNTS_P | 2/16/2024 | KELLIE DYER                    | 12188    | RECONCILED  | 2/27/2024      |           | 289.30    |
| 45251            | 97294        | ACCOUNTS_P | 2/16/2024 | KROGER COMPANY                 | 5498     | RECONCILED  | 2/23/2024      |           | 144.28    |
| 45252            | 97295        | ACCOUNTS_P | 2/16/2024 | LEXINGTON ATHLETIC BOOSTERS    | 1247     | OUTSTANDING |                |           | 39.99     |
| 45256            | 97296        | ACCOUNTS_P | 2/16/2024 | LINDSAY MURFIELD               | 13997    | RECONCILED  | 2/21/2024      |           | 50.00     |
| 45268            | 97297        | ACCOUNTS_P | 2/16/2024 | LOUIS MICHAEL TOMMELLEO        | 6176     | RECONCILED  | 2/23/2024      |           | 140.00    |
| 45255            | 97298        | ACCOUNTS_P | 2/16/2024 | MENARDS                        | 10810    | RECONCILED  | 2/28/2024      |           | 1,213.89  |
| 45254            | 97299        | ACCOUNTS_P | 2/16/2024 | MONROEVILLE FREIGHTLINER, INC  | 13474    | RECONCILED  | 2/26/2024      |           | 102.64    |
| 45258            | 97300        | ACCOUNTS_P | 2/16/2024 | NuGEN OUTDOOR ENTERPRISE S LLC | 13631    | RECONCILED  | 2/27/2024      |           | 210.00    |
| 45259            | 97301        | ACCOUNTS_P | 2/16/2024 | OHIO ASSOCIATION FOR PUPIL     | 9130     | OUTSTANDING |                |           | 50.00     |
| 45260            | 97302        | ACCOUNTS_P | 2/16/2024 | OYSTER PAVEMENT MAINTENANCE    | 13235    | RECONCILED  | 2/23/2024      |           | 750.00    |
| 45263            | 97303        | ACCOUNTS_P | 2/16/2024 | RUMPKE                         | 11508    | RECONCILED  | 2/29/2024      |           | 1,743.05  |
| 45264            | 97304        | ACCOUNTS_P | 2/16/2024 | SIEMENS INDUSTRY, INC.         | 6361     | RECONCILED  | 2/26/2024      |           | 367.50    |
| 45265            | 97305        | ACCOUNTS_P | 2/16/2024 | SIESEL DISTRIBUTING            | 10297    | RECONCILED  | 2/26/2024      |           | 281.87    |
| 45266            | 97306        | ACCOUNTS_P | 2/16/2024 | STANDARD PLUMBING & HEATING CO | 4036     | RECONCILED  | 2/26/2024      |           | 2,751.48  |
| 45243            | 97307        | ACCOUNTS_P | 2/16/2024 | THE DEXTER COMPANY             | 11467    | RECONCILED  | 2/23/2024      |           | 5,545.81  |
| 45269            | 97308        | ACCOUNTS_P | 2/16/2024 | VILLAGE OF LEXINGTON           | 704      | RECONCILED  | 2/26/2024      |           | 7,352.89  |
| 45270            | 97309        | ACCOUNTS_P | 2/16/2024 | WAYNE'S COUNTRY MARKET         | 6368     | RECONCILED  | 2/29/2024      |           | 54.00     |
| 45271            | 97310        | ACCOUNTS_P | 2/16/2024 | WOLFF BROS. SUPPLY, INC.       | 8585     | RECONCILED  | 2/27/2024      |           | 1,523.40  |
| 45273            | 97311        | ACCOUNTS_P | 2/20/2024 | AMAZON CAPITAL                 | 13575    | OUTSTANDING |                |           | 1,088.91  |

Start Date: 2/1/2024

End Date: 2/29/2024

## LEXINGTON LOCAL SCHOOLS Disbursement Summary Report

| Reference Number | Check Number | Type                 | Date      | Name   | Vendor # | Status          | Reconcile Date | Void Date | Amount    |
|------------------|--------------|----------------------|-----------|--|----------|-----------------|----------------|-----------|-----------|
| 45275            | 97312        | ACCOUNTS_P<br>AYABLE | 2/20/2024 | SERVICES<br>BUCYRUS<br>COMMUNITY<br>HOSPITAL                       | 13429    | RECONCILED      | 2/27/2024      |           | \$ 65.00  |
| 45276            | 97313        | ACCOUNTS_P<br>AYABLE | 2/20/2024 | CLOVERLEAF<br>LOCAL<br>SCHOOLS                                     | 13050    | RECONCILED      | 2/27/2024      |           | 250.00    |
| 45277            | 97314        | ACCOUNTS_P<br>AYABLE | 2/20/2024 | CULLIGAN<br>QUALITY<br>WATER                                       | 610      | RECONCILED      | 2/27/2024      |           | 82.00     |
| 45279            | 97315        | ACCOUNTS_P<br>AYABLE | 2/20/2024 | FRONT &<br>CENTER<br>TURF  | 9228     | OUTSTANDIN<br>G |                |           | 30,676.10 |
| 45274            | 97316        | ACCOUNTS_P<br>AYABLE | 2/20/2024 | GALION<br>COMMUNITY<br>HOSPITAL                                    | 12104    | RECONCILED      | 2/28/2024      |           | 65.00     |
| 45280            | 97317        | ACCOUNTS_P<br>AYABLE | 2/20/2024 | GALION<br>HIGH<br>SCHOOL   | 11034    | RECONCILED      | 2/26/2024      |           | 150.00    |
| 45281            | 97318        | ACCOUNTS_P<br>AYABLE | 2/20/2024 | GRADY<br>ENTERPRISE<br>S, INC.                                     | 9664     | OUTSTANDIN<br>G |                |           | 1,256.03  |
| 45282            | 97319        | ACCOUNTS_P<br>AYABLE | 2/20/2024 | HILL<br>INTERNATIO<br>NAL TRUCKS                                   | 14024    | RECONCILED      | 2/28/2024      |           | 392.32    |
| 45278            | 97320        | ACCOUNTS_P<br>AYABLE | 2/20/2024 | JEFF<br>EICHORN  | 13282    | RECONCILED      | 2/21/2024      |           | 975.00    |
| 45283            | 97321        | ACCOUNTS_P<br>AYABLE | 2/20/2024 | JOSTENS  | 10830    | RECONCILED      | 2/26/2024      |           | 36.00     |
| 45284            | 97322        | ACCOUNTS_P<br>AYABLE | 2/20/2024 | MUSIC<br>THEATRE<br>INTERNATIO<br>NAL                              | 9093     | OUTSTANDIN<br>G |                |           | 2,445.00  |
| 45285            | 97323        | ACCOUNTS_P<br>AYABLE | 2/20/2024 | OHIO<br>HEALTH<br>CONSORTIU<br>M                                   | 10192    | RECONCILED      | 2/26/2024      |           | 453.00    |
| 45286            | 97324        | ACCOUNTS_P<br>AYABLE | 2/20/2024 | OMEA   | 8109     | OUTSTANDIN<br>G |                |           | 490.00    |
| 45287            | 97325        | ACCOUNTS_P<br>AYABLE | 2/20/2024 | WEST<br>HOLMES<br>LOCAL<br>SCHOOLS                                 | 13732    | RECONCILED      | 2/28/2024      |           | 200.00    |
| 45288            | 97326        | ACCOUNTS_P<br>AYABLE | 2/22/2024 | UPPER<br>ARLINGTON<br>ORCHESTRA<br>PARENTS<br>ASSOCIATIO<br>N, INC | 14088    | OUTSTANDIN<br>G |                |           | 300.00    |
| 45291            | 97327        | ACCOUNTS_P<br>AYABLE | 2/23/2024 | ALFRED<br>NICKLES<br>BAKERY  | 613      | RECONCILED      | 2/28/2024      |           | 905.11    |
| 45298            | 97328        | ACCOUNTS_P<br>AYABLE | 2/23/2024 | AMANDA<br>BADERTSCH<br>ER  | 13224    | RECONCILED      | 2/29/2024      |           | 50.00     |
| 45294            | 97329        | ACCOUNTS_P<br>AYABLE | 2/23/2024 | AMAZON<br>CAPITAL<br>SERVICES                                      | 13575    | OUTSTANDIN<br>G |                |           | 1,852.89  |
| 45295            | 97330        | ACCOUNTS_P<br>AYABLE | 2/23/2024 | AWARDSMIT<br>H   | 1370     | OUTSTANDIN<br>G |                |           | 48.00     |
| 45311            | 97331        | ACCOUNTS_P<br>AYABLE | 2/23/2024 | BRIDGEWAY<br>THERAPY<br>CENTER                                     | 13818    | OUTSTANDIN<br>G |                |           | 105.00    |
| 45314            | 97332        | ACCOUNTS_P<br>AYABLE | 2/23/2024 | BRIGHTARRO<br>W<br>TECHNOLOG<br>IES, INC                           | 13893    | OUTSTANDIN<br>G |                |           | 5,166.00  |

Start Date: 2/1/2024

End Date: 2/29/2024

## LEXINGTON LOCAL SCHOOLS Disbursement Summary Report

| Reference Number | Check Number | Type                 | Date      | Name                                    | Vendor # | Status      | Reconcile Date | Void Date | Amount    |
|------------------|--------------|----------------------|-----------|---|----------|-------------|----------------|-----------|-----------|
| 45305            | 97333        | ACCOUNTS_P<br>AYABLE | 2/23/2024 | CDW-G<br>GOVERNMENT,<br>INC.            | 7886     | OUTSTANDING |                |           | \$ 47.44  |
| 45300            | 97334        | ACCOUNTS_P<br>AYABLE | 2/23/2024 | COLE<br>DISTRIBUTING                    | 9752     | RECONCILED  | 2/26/2024      |           | 12,046.25 |
| 45308            | 97335        | ACCOUNTS_P<br>AYABLE | 2/23/2024 | COMDOC INC                              | 13671    | OUTSTANDING |                |           | 134.99    |
| 45303            | 97336        | ACCOUNTS_P<br>AYABLE | 2/23/2024 | EJ THERAPY<br>INC                       | 13137    | RECONCILED  | 2/28/2024      |           | 23,421.31 |
| 45296            | 97337        | ACCOUNTS_P<br>AYABLE | 2/23/2024 | ELIZABETH<br>A. RIEGEL                  | 10733    | RECONCILED  | 2/28/2024      |           | 200.00    |
| 45292            | 97338        | ACCOUNTS_P<br>AYABLE | 2/23/2024 | HILL<br>INTERNATIONAL<br>TRUCKS         | 14024    | RECONCILED  | 2/28/2024      |           | 361.15    |
| 45307            | 97339        | ACCOUNTS_P<br>AYABLE | 2/23/2024 | KIMBALL<br>MIDWEST                      | 11066    | RECONCILED  | 2/27/2024      |           | 117.50    |
| 45315            | 97340        | ACCOUNTS_P<br>AYABLE | 2/23/2024 | LAURIE<br>BAZLEY                        | 3929     | RECONCILED  | 2/28/2024      |           | 90.39     |
| 45310            | 97341        | ACCOUNTS_P<br>AYABLE | 2/23/2024 | LINDSAY<br>MURFIELD                     | 13997    | RECONCILED  | 2/27/2024      |           | 203.19    |
| 45297            | 97342        | ACCOUNTS_P<br>AYABLE | 2/23/2024 | MEDINA<br>COUNTY<br>SCHOOLS'<br>ESC     | 3780     | RECONCILED  | 2/27/2024      |           | 85.00     |
| 45304            | 97343        | ACCOUNTS_P<br>AYABLE | 2/23/2024 | MID-OHIO<br>ED. SERVICE<br>CENTER       | 69       | RECONCILED  | 2/26/2024      |           | 6,265.00  |
| 45312            | 97344        | ACCOUNTS_P<br>AYABLE | 2/23/2024 | MONROEVILLE<br>FREIGHTLINER,<br>INC     | 13474    | RECONCILED  | 2/28/2024      |           | 96.54     |
| 45289            | 97345        | ACCOUNTS_P<br>AYABLE | 2/23/2024 | NAPA                                    | 13723    | RECONCILED  | 2/27/2024      |           | 2,129.64  |
| 45317            | 97346        | ACCOUNTS_P<br>AYABLE | 2/23/2024 | NORTH<br>CENTRAL<br>OHIO ESC            | 9382     | RECONCILED  | 2/28/2024      |           | 6,340.93  |
| 45309            | 97347        | ACCOUNTS_P<br>AYABLE | 2/23/2024 | REBECCA<br>BIGLEY                       | 6615     | RECONCILED  | 2/26/2024      |           | 119.81    |
| 45290            | 97348        | ACCOUNTS_P<br>AYABLE | 2/23/2024 | RENHILL<br>GROUP, INC.                  | 10075    | RECONCILED  | 2/28/2024      |           | 9,673.12  |
| 45299            | 97349        | ACCOUNTS_P<br>AYABLE | 2/23/2024 | SCHOOL<br>SPECIALTY                     | 6538     | OUTSTANDING |                |           | 1,018.99  |
| 45306            | 97350        | ACCOUNTS_P<br>AYABLE | 2/23/2024 | SMETZ'S<br>TIRE<br>SERVICE<br>CENTER    | 10453    | RECONCILED  | 2/29/2024      |           | 1,039.50  |
| 45293            | 97351        | ACCOUNTS_P<br>AYABLE | 2/23/2024 | STEALTH<br>PARTNER<br>GROUP             | 13604    | RECONCILED  | 2/29/2024      |           | 50,669.34 |
| 45313            | 97352        | ACCOUNTS_P<br>AYABLE | 2/23/2024 | STEVEN C<br>GUY                         | 13051    | RECONCILED  | 2/27/2024      |           | 2,900.00  |
| 45302            | 97353        | ACCOUNTS_P<br>AYABLE | 2/23/2024 | THE REHAB<br>CENTER                     | 11246    | OUTSTANDING |                |           | 405.00    |
| 45316            | 97354        | ACCOUNTS_P<br>AYABLE | 2/23/2024 | TRANSPORTATION<br>ACCESSORIES<br>CO.    | 819      | RECONCILED  | 2/27/2024      |           | 715.47    |
| 45301            | 97355        | ACCOUNTS_P<br>AYABLE | 2/23/2024 | TREASURER<br>STATE OF<br>OHIO           | 5996     | RECONCILED  | 2/28/2024      |           | 239.50    |
| 45320            | 97356        | ACCOUNTS_P<br>AYABLE | 2/26/2024 | WILSON<br>LANGUAGE<br>TRAINING<br>CORP. | 8967     | OUTSTANDING |                |           | 1,852.12  |
| 45326            | 97357        | ACCOUNTS_P           | 2/26/2024 | AMAZON                                  | 13575    | OUTSTANDING |                |           | 518.60    |

Start Date: 2/1/2024

End Date: 2/29/2024

## LEXINGTON LOCAL SCHOOLS Disbursement Summary Report

| Reference Number | Check Number | Type                 | Date      | Name                          | Vendor # | Status          | Reconcile Date | Void Date | Amount       |
|------------------|--------------|----------------------|-----------|-------------------------------|----------|-----------------|----------------|-----------|--------------|
|                  |              | AYABLE               |           | CAPITAL SERVICES              |          | G               |                |           |              |
| 45327            | 97358        | ACCOUNTS_P<br>AYABLE | 2/26/2024 | AMERICAN ELECTRIC POWER       | 701      | OUTSTANDIN<br>G |                |           | \$ 23,947.35 |
| 45334            | 97359        | ACCOUNTS_P<br>AYABLE | 2/26/2024 | ANDREW SARIS                  | 13877    | OUTSTANDIN<br>G |                |           | 1,076.06     |
| 45330            | 97360        | ACCOUNTS_P<br>AYABLE | 2/26/2024 | ARMSTRONG TOOL & SUPPLY       | 7211     | OUTSTANDIN<br>G |                |           | 252.00       |
| 45324            | 97361        | ACCOUNTS_P<br>AYABLE | 2/26/2024 | CINDY SHASKY                  | 11569    | OUTSTANDIN<br>G |                |           | 74.26        |
| 45332            | 97362        | ACCOUNTS_P<br>AYABLE | 2/26/2024 | CLARISSA COUSART              | 14090    | OUTSTANDIN<br>G |                |           | 42.14        |
| 45321            | 97363        | ACCOUNTS_P<br>AYABLE | 2/26/2024 | COLUMBIA GAS                  | 11662    | OUTSTANDIN<br>G |                |           | 4,187.79     |
| 45328            | 97364        | ACCOUNTS_P<br>AYABLE | 2/26/2024 | DATA RECOGNITION CORP         | 11800    | OUTSTANDIN<br>G |                |           | 3,393.40     |
| 45340            | 97365        | ACCOUNTS_P<br>AYABLE | 2/26/2024 | DAYGEN TERRY                  | 14089    | OUTSTANDIN<br>G |                |           | 67.40        |
| 45335            | 97366        | ACCOUNTS_P<br>AYABLE | 2/26/2024 | EDUCATIONAL SERVICE CENTER OF | 10315    | OUTSTANDIN<br>G |                |           | 100.00       |
| 45331            | 97367        | ACCOUNTS_P<br>AYABLE | 2/26/2024 | GABE SANCHEZ                  | 14091    | OUTSTANDIN<br>G |                |           | 47.94        |
| 45339            | 97368        | ACCOUNTS_P<br>AYABLE | 2/26/2024 | GANNETT MEDIA CORP            | 14038    | OUTSTANDIN<br>G |                |           | 61.60        |
| 45338            | 97369        | ACCOUNTS_P<br>AYABLE | 2/26/2024 | JOSTENS                       | 10830    | OUTSTANDIN<br>G |                |           | 12.50        |
| 45333            | 97370        | ACCOUNTS_P<br>AYABLE | 2/26/2024 | KATIE ROGERS                  | 13108    | OUTSTANDIN<br>G |                |           | 129.43       |
| 45329            | 97371        | ACCOUNTS_P<br>AYABLE | 2/26/2024 | KELL ACE HARDWARE             | 8329     | OUTSTANDIN<br>G |                |           | 11.14        |
| 45337            | 97372        | ACCOUNTS_P<br>AYABLE | 2/26/2024 | KELLI CATANESE                | 13368    | OUTSTANDIN<br>G |                |           | 225.00       |
| 45336            | 97373        | ACCOUNTS_P<br>AYABLE | 2/26/2024 | KRISTA ALEXANDER              | 7465     | OUTSTANDIN<br>G |                |           | 19.76        |
| 45325            | 97374        | ACCOUNTS_P<br>AYABLE | 2/26/2024 | LIZ SAVKA                     | 12167    | OUTSTANDIN<br>G |                |           | 70.07        |
| 45323            | 97375        | ACCOUNTS_P<br>AYABLE | 2/26/2024 | STANTON SHEET MUSIC           | 22       | OUTSTANDIN<br>G |                |           | 157.50       |
| 45322            | 97376        | ACCOUNTS_P<br>AYABLE | 2/26/2024 | XEROX CORPORATION             | 13945    | OUTSTANDIN<br>G |                |           | 2,550.99     |
| 45354            | 97377        | ACCOUNTS_P<br>AYABLE | 2/28/2024 | M-F ATHLETIC                  | 1741     | OUTSTANDIN<br>G |                |           | 1,185.00     |
| 45355            | 97378        | ACCOUNTS_P<br>AYABLE | 2/28/2024 | MVD SPORTS                    | 6482     | OUTSTANDIN<br>G |                |           | 2,042.00     |
| 45361            | 97379        | ACCOUNTS_P<br>AYABLE | 2/28/2024 | SCHOOL SPECIALTY              | 6538     | OUTSTANDIN<br>G |                |           | 1,833.32     |
| 45350            | 97380        | ACCOUNTS_P<br>AYABLE | 2/28/2024 | KAHL'S TELECOMMUNICATIONS     | 7813     | OUTSTANDIN<br>G |                |           | 45.00        |
| 45351            | 97381        | ACCOUNTS_P<br>AYABLE | 2/28/2024 | KELL ACE HARDWARE             | 8329     | OUTSTANDIN<br>G |                |           | 313.94       |
| 45345            | 97382        | ACCOUNTS_P<br>AYABLE | 2/28/2024 | COLE DISTRIBUTING             | 9752     | OUTSTANDIN<br>G |                |           | 759.38       |
| 45364            | 97383        | ACCOUNTS_P<br>AYABLE | 2/28/2024 | JOE SWARTZMILLER              | 9786     | OUTSTANDIN<br>G |                |           | 55.00        |
| 45358            | 97384        | ACCOUNTS_P<br>AYABLE | 2/28/2024 | OHIO HEALTH CONSORTIUM        | 10192    | OUTSTANDIN<br>G |                |           | 118.00       |

Start Date: 2/1/2024

End Date: 2/29/2024

## LEXINGTON LOCAL SCHOOLS Disbursement Summary Report

| Reference Number | Check Number | Type                 | Date      | Name   | Vendor # | Status          | Reconcile Date | Void Date | Amount    |
|------------------|--------------|----------------------|-----------|--|----------|-----------------|----------------|-----------|-----------|
|                  |              |                      |           | M  |          |                 |                |           |           |
| 45363            | 97385        | ACCOUNTS_P<br>AYABLE | 2/28/2024 | ELIZABETH<br>A. RIEGEL                               | 10733    | OUTSTANDIN<br>G |                |           | \$ 350.00 |
| 45357            | 97386        | ACCOUNTS_P<br>AYABLE | 2/28/2024 | O.E. MEYER<br>COMPANY                                | 10829    | OUTSTANDIN<br>G |                |           | 114.36    |
| 45352            | 97387        | ACCOUNTS_P<br>AYABLE | 2/28/2024 | KIMBALL<br>MIDWEST                                   | 11066    | OUTSTANDIN<br>G |                |           | 273.68    |
| 45366            | 97388        | ACCOUNTS_P<br>AYABLE | 2/28/2024 | JASON<br>WHITESEL                                    | 11356    | OUTSTANDIN<br>G |                |           | 90.00     |
| 45356            | 97389        | ACCOUNTS_P<br>AYABLE | 2/28/2024 | NRG<br>BUSINESS<br>MARKETING                         | 11543    | OUTSTANDIN<br>G |                |           | 8,968.25  |
| 45362            | 97390        | ACCOUNTS_P<br>AYABLE | 2/28/2024 | SC<br>STRATEGIC<br>SOLUTIONS<br>LLC                  | 12178    | OUTSTANDIN<br>G |                |           | 197.73    |
| 45365            | 97391        | ACCOUNTS_P<br>AYABLE | 2/28/2024 | UCP OF<br>GREATER<br>CLEVELAND                       | 13006    | OUTSTANDIN<br>G |                |           | 18,900.00 |
| 45359            | 97392        | ACCOUNTS_P<br>AYABLE | 2/28/2024 | OHIO.NET<br>INTERNET<br>PROVIDERS                    | 13038    | OUTSTANDIN<br>G |                |           | 438.94    |
| 45348            | 97393        | ACCOUNTS_P<br>AYABLE | 2/28/2024 | JAMES<br>HAYES                                       | 13087    | RECONCILED      | 2/29/2024      |           | 776.28    |
| 45346            | 97394        | ACCOUNTS_P<br>AYABLE | 2/28/2024 | JEFF<br>EICHORN                                      | 13282    | OUTSTANDIN<br>G |                |           | 4,080.90  |
| 45344            | 97395        | ACCOUNTS_P<br>AYABLE | 2/28/2024 | AMAZON<br>CAPITAL<br>SERVICES                        | 13575    | OUTSTANDIN<br>G |                |           | 702.71    |
| 45343            | 97396        | ACCOUNTS_P<br>AYABLE | 2/28/2024 | AGPARTS<br>WORLDWIDE<br>INC                          | 13735    | OUTSTANDIN<br>G |                |           | 798.00    |
| 45360            | 97397        | ACCOUNTS_P<br>AYABLE | 2/28/2024 | PALADIN<br>PROTECTIVE<br>SYSTEMS,<br>INC             | 13857    | OUTSTANDIN<br>G |                |           | 722.54    |
| 45347            | 97398        | ACCOUNTS_P<br>AYABLE | 2/28/2024 | HEATHER<br>HARING                                    | 13931    | OUTSTANDIN<br>G |                |           | 100.00    |
| 45367            | 97399        | ACCOUNTS_P<br>AYABLE | 2/28/2024 | XEROX<br>CORPORATIO<br>N                             | 13945    | OUTSTANDIN<br>G |                |           | 412.70    |
| 45349            | 97400        | ACCOUNTS_P<br>AYABLE | 2/28/2024 | HILL<br>INTERNATIO<br>NAL TRUCKS                     | 14024    | OUTSTANDIN<br>G |                |           | 5.25      |
| 45353            | 97401        | ACCOUNTS_P<br>AYABLE | 2/28/2024 | LEGO<br>EDUCATION<br>US                              | 14055    | OUTSTANDIN<br>G |                |           | 247.95    |
| 45370            | 97402        | ACCOUNTS_P<br>AYABLE | 2/29/2024 | AMAZON<br>CAPITAL<br>SERVICES                        | 13575    | OUTSTANDIN<br>G |                |           | 528.28    |
| 45390            | 97403        | ACCOUNTS_P<br>AYABLE | 2/29/2024 | ANDY J.<br>LITTLE                                    | 7196     | OUTSTANDIN<br>G |                |           | 140.00    |
| 45391            | 97404        | ACCOUNTS_P<br>AYABLE | 2/29/2024 | BARNES &<br>NOBLE<br>COLLEGE<br>BOOKSELLER<br>S, LLC | 14041    | OUTSTANDIN<br>G |                |           | 50.38     |
| 45371            | 97405        | ACCOUNTS_P<br>AYABLE | 2/29/2024 | BRICKER<br>GRAYDON<br>LLP                            | 10997    | OUTSTANDIN<br>G |                |           | 910.00    |
| 45385            | 97406        | ACCOUNTS_P<br>AYABLE | 2/29/2024 | BUCKEYE<br>BAKERY                                    | 13103    | OUTSTANDIN<br>G |                |           | 432.00    |
| 45383            | 97407        | ACCOUNTS_P<br>AYABLE | 2/29/2024 | CAPITAL ONE  | 3469     | OUTSTANDIN<br>G |                |           | 250.45    |
| 45376            | 97408        | ACCOUNTS_P<br>AYABLE | 2/29/2024 | CHRISTOPHE<br>R GLENNON                              | 13459    | OUTSTANDIN<br>G |                |           | 140.00    |



Start Date: 2/1/2024

End Date: 2/29/2024

## LEXINGTON LOCAL SCHOOLS Disbursement Summary Report

| Reference Number | Check Number | Type                 | Date      | Name  | Vendor # | Status          | Reconcile Date | Void Date | Amount     |
|------------------|--------------|----------------------|-----------|---|----------|-----------------|----------------|-----------|------------|
| 45382            | 97409        | ACCOUNTS_P<br>AYABLE | 2/29/2024 | CRESTVIEW<br>LOCAL<br>SCHOOL                  | 10725    | OUTSTANDIN<br>G |                |           | \$ 250.00  |
| 45380            | 97410        | ACCOUNTS_P<br>AYABLE | 2/29/2024 | GARDINER                                      | 13117    | OUTSTANDIN<br>G |                |           | 2,247.00   |
| 45378            | 97411        | ACCOUNTS_P<br>AYABLE | 2/29/2024 | J & B<br>ACCOUSTICA<br>L                      | 1555     | OUTSTANDIN<br>G |                |           | 1,760.00   |
| 45373            | 97412        | ACCOUNTS_P<br>AYABLE | 2/29/2024 | JASON<br>WHITESEL                             | 11356    | OUTSTANDIN<br>G |                |           | 93.50      |
| 45372            | 97413        | ACCOUNTS_P<br>AYABLE | 2/29/2024 | JEFF<br>EICHORN                               | 13282    | OUTSTANDIN<br>G |                |           | 60.00      |
| 45381            | 97414        | ACCOUNTS_P<br>AYABLE | 2/29/2024 | KIDSLINK<br>NEUROBEHA<br>VIORAL<br>CENTER INC | 14057    | OUTSTANDIN<br>G |                |           | 5,456.25   |
| 45387            | 97415        | ACCOUNTS_P<br>AYABLE | 2/29/2024 | LANA HILL                                     | 13892    | OUTSTANDIN<br>G |                |           | 330.65     |
| 45388            | 97416        | ACCOUNTS_P<br>AYABLE | 2/29/2024 | NCS<br>PEARSON,<br>INC.                       | 9497     | OUTSTANDIN<br>G |                |           | 148.20     |
| 45369            | 97417        | ACCOUNTS_P<br>AYABLE | 2/29/2024 | SAM'S CLUB<br>DIRECT                          | 5566     | OUTSTANDIN<br>G |                |           | 580.94     |
| 45386            | 97418        | ACCOUNTS_P<br>AYABLE | 2/29/2024 | SCHOOL<br>SPECIALTY                           | 6538     | OUTSTANDIN<br>G |                |           | 30.45      |
| 45379            | 97419        | ACCOUNTS_P<br>AYABLE | 2/29/2024 | SPECIALIZED<br>EDUCATION<br>OF OHIO,<br>INC   | 13693    | OUTSTANDIN<br>G |                |           | 4,146.20   |
| 45377            | 97420        | ACCOUNTS_P<br>AYABLE | 2/29/2024 | STANTON<br>SHEET<br>MUSIC                     | 22       | OUTSTANDIN<br>G |                |           | 234.88     |
| 45389            | 97421        | ACCOUNTS_P<br>AYABLE | 2/29/2024 | THE REHAB<br>CENTER                           | 11246    | OUTSTANDIN<br>G |                |           | 16,528.75  |
| 45374            | 97422        | ACCOUNTS_P<br>AYABLE | 2/29/2024 | TOLEDO P.E.<br>SUPPLY                         | 10542    | OUTSTANDIN<br>G |                |           | 86.71      |
| 45384            | 97423        | ACCOUNTS_P<br>AYABLE | 2/29/2024 | TRANSPORTA<br>TION<br>ACCESSORIE<br>S CO.     | 819      | OUTSTANDIN<br>G |                |           | 872.59     |
| 45375            | 97424        | ACCOUNTS_P<br>AYABLE | 2/29/2024 | TROY J<br>WEAVER                              | 7197     | OUTSTANDIN<br>G |                |           | 140.00     |
| 45368            | 97425        | ACCOUNTS_P<br>AYABLE | 2/29/2024 | VERIZON<br>WIRELESS                           | 7415     | OUTSTANDIN<br>G |                |           | 530.51     |
| 45395            | 97426        | ACCOUNTS_P<br>AYABLE | 2/29/2024 | LEXINGTON<br>ATHLETIC<br>DEPT.                | 3520     | OUTSTANDIN<br>G |                |           | 1,925.00   |
| 45394            | 97427        | ACCOUNTS_P<br>AYABLE | 2/29/2024 | CBIZ<br>BENEFITS &<br>INSURANCE               | 8780     | OUTSTANDIN<br>G |                |           | 2,750.00   |
| 45218            | 692193       | PAYROLL              | 2/1/2024  | LEXINGTON<br>LOCAL<br>SCHOOLS                 |          | RECONCILED      | 2/5/2024       |           | 632,723.51 |
| 45219            | 692194       | ACCOUNTS_P<br>AYABLE | 2/14/2024 | LEXINGTON<br>SCHOOLS -<br>PAYROLL             | 900934   | RECONCILED      | 2/14/2024      |           | 8,491.68   |
| 45221            | 692195       | ACCOUNTS_P<br>AYABLE | 2/14/2024 | MEMO-<br>S.E.R.S.                             | 900997   | RECONCILED      | 2/14/2024      |           | 2,973.07   |
| 45220            | 692196       | ACCOUNTS_P<br>AYABLE | 2/14/2024 | MEMO-<br>S.T.R.S.                             | 900998   | RECONCILED      | 2/14/2024      |           | 8,852.51   |
| 45222            | 692197       | ACCOUNTS_P<br>AYABLE | 2/14/2024 | MEMO-MID<br>OHIO ESC                          | 900069   | RECONCILED      | 2/14/2024      |           | 94,348.00  |
| 45272            | 692198       | ACCOUNTS_P<br>AYABLE | 2/16/2024 | GORDON<br>FOOD<br>SERVICE                     | 900652   | RECONCILED      | 2/16/2024      |           | 30,780.57  |
| 45318            | 692199       | PAYROLL              | 2/13/2024 | LEXINGTON                                     |          | RECONCILED      | 2/13/2024      |           | 653,388.27 |

Start Date: 2/1/2024

End Date: 2/29/2024

## LEXINGTON LOCAL SCHOOLS Disbursement Summary Report

| Reference Number   | Check Number | Type                 | Date      | Name  | Vendor # | Status     | Reconcile Date | Void Date | Amount                     |
|--------------------|--------------|----------------------|-----------|---|----------|------------|----------------|-----------|----------------------------|
| 45319              | 692200       | ACCOUNTS_P<br>AYABLE | 2/26/2024 | LOCAL<br>SCHOOLS<br>ANTHEM<br>BENEFIT<br>SERVICES | 900902   | RECONCILED | 2/26/2024      |           | \$ 415,934.67              |
| 45392              | 692201       | ACCOUNTS_P<br>AYABLE | 2/29/2024 | MEMO-<br>S.E.R.S.                                 | 900997   | RECONCILED | 2/29/2024      |           | 50,248.00                  |
| 45393              | 692202       | ACCOUNTS_P<br>AYABLE | 2/29/2024 | MEMO-<br>S.T.R.S.                                 | 900998   | RECONCILED | 2/29/2024      |           | 135,720.00                 |
| 45396              | 692203       | ACCOUNTS_P<br>AYABLE | 2/29/2024 | LEXINGTON<br>SCHOOLS -<br>PAYROLL                 | 900934   | RECONCILED | 2/29/2024      |           | 8,780.34                   |
| 45397              | 692204       | ACCOUNTS_P<br>AYABLE | 2/29/2024 | ANTHEM<br>BENEFIT<br>SERVICES                     | 900902   | RECONCILED | 2/29/2024      |           | 12,035.28                  |
| <b>Grand Total</b> |              |                      |           |   |          |            |                |           | <b>\$<br/>2,497,640.23</b> |

Reporting Period: March 2024 (FY 2024)

Start Date: 2/01/2024

End Date: 2/29/2024

3/6/24 3:43 PM

## LEXINGTON LOCAL SCHOOLS Receipts Ledger Report

| Receipt #            | Line # | Date      | Type | Description                      | Full Account Code        | Amount                 |
|----------------------|--------|-----------|------|----------------------------------|--------------------------|------------------------|
| <b>Fund: 001</b>     |        |           |      |                                  |                          |                        |
| <b>Receipt: 1111</b> |        |           |      |                                  |                          |                        |
| 78779                | 1      | 2/22/2024 | RC   | Prop Tax Adv - Richland Genera   | 001-1111-0000-000000-000 | \$ 1,303,432.00        |
| 78779                | 2      | 2/22/2024 | RC   | Prop Tax Adv Richland Emerg      | 001-1111-0000-000000-000 | 438,074.00             |
|                      |        |           |      |                                  |                          | <b>\$ 1,741,506.00</b> |
| <b>Receipt: 1211</b> |        |           |      |                                  |                          |                        |
| 78715                | 1      | 2/5/2024  | RC   | Tuition                          | 001-1211-0000-000000-000 | 348.15                 |
| 78737                | 1      | 2/7/2024  | RC   | Preschool tuition                | 001-1211-0000-000000-500 | 580.00                 |
| 78742                | 1      | 2/8/2024  | RC   | Preschool tuition                | 001-1211-0000-000000-500 | 720.00                 |
| 78748                | 1      | 2/14/2024 | RC   | Tuition                          | 001-1211-0000-000000-000 | 500.00                 |
| 78754                | 1      | 2/16/2024 | RC   | Tuition                          | 001-1211-0000-000000-000 | 1,392.62               |
| 78780                | 1      | 2/22/2024 | RC   | Preschool tuition                | 001-1211-0000-000000-500 | 240.00                 |
| 78777                | 1      | 2/26/2024 | RC   | Tuition                          | 001-1211-0000-000000-000 | 1,392.62               |
| 78781                | 1      | 2/28/2024 | RC   | Tuition                          | 001-1211-0000-000000-000 | 348.15                 |
|                      |        |           |      |                                  |                          | <b>\$ 5,521.54</b>     |
| <b>Receipt: 1221</b> |        |           |      |                                  |                          |                        |
| 78710                | 2      | 2/2/2024  | RC   | Excess Cost - Galion             | 001-1221-0000-000000-000 | 4,538.34               |
| 78745                | 20     | 2/16/2024 | RC   | JV98 Excess Cost (SF-6) Positive | 001-1221-0000-000000-000 | 58,060.56              |
|                      |        |           |      |                                  |                          | <b>\$ 62,598.90</b>    |
| <b>Receipt: 1410</b> |        |           |      |                                  |                          |                        |
| 78791                | 1      | 2/29/2024 | RC   | Richland Bank Interest           | 001-1410-0000-000000-000 | 22,605.50              |
|                      |        |           |      |                                  |                          | <b>\$ 22,605.50</b>    |
| <b>Receipt: 1740</b> |        |           |      |                                  |                          |                        |
| 78706                | 2      | 2/1/2024  | RC   | Western school fees              | 001-1740-0000-000000-500 | 48.00                  |
| 78716                | 1      | 2/2/2024  | RC   | School fees                      | 001-1740-0000-000000-200 | 17.00                  |
| 78723                | 2      | 2/5/2024  | RC   | Central school fees              | 001-1740-0000-000000-400 | 24.00                  |
| 78724                | 2      | 2/5/2024  | RC   | Central school fees              | 001-1740-0000-000000-400 | 192.00                 |
| 78725                | 2      | 2/5/2024  | RC   | Central school fees              | 001-1740-0000-000000-400 | 24.00                  |
| 78722                | 3      | 2/6/2024  | RC   | Eastern school fees              | 001-1740-0000-000000-300 | 84.00                  |
| 78741                | 2      | 2/7/2024  | RC   | Central school fees              | 001-1740-0000-000000-400 | 96.00                  |
| 78729                | 2      | 2/8/2024  | RC   | School Fees                      | 001-1740-0000-000000-100 | 226.00                 |
| 78739                | 2      | 2/9/2024  | RC   | Western school fees              | 001-1740-0000-000000-500 | 24.00                  |
| 78749                | 2      | 2/14/2024 | RC   | Central school fees              | 001-1740-0000-000000-400 | 24.00                  |
| 78775                | 1      | 2/16/2024 | RC   | School fees                      | 001-1740-0000-000000-200 | 17.00                  |
| 78774                | 1      | 2/22/2024 | RC   | School fees                      | 001-1740-0000-000000-200 | 10.00                  |
| 78772                | 2      | 2/26/2024 | RC   | Summer School Fees               | 001-1740-0000-000000-100 | 210.00                 |
| 78788                | 1      | 2/29/2024 | RC   | HS Fees - Pay For It             | 001-1740-0000-000000-100 | 510.20                 |
| 78788                | 2      | 2/29/2024 | RC   | Jr High Fees - Pay For It        | 001-1740-0000-000000-200 | 50.00                  |
| 78788                | 3      | 2/29/2024 | RC   | Eastern Fees - Pay For It        | 001-1740-0000-000000-300 | 90.00                  |
| 78788                | 4      | 2/29/2024 | RC   | Central Fees - Pay For It        | 001-1740-0000-000000-400 | 390.00                 |

Reporting Period: March 2024 (FY 2024)

Start Date: 2/01/2024

End Date: 2/29/2024

3/6/24 3:43 PM

## LEXINGTON LOCAL SCHOOLS Receipts Ledger Report

| Receipt #       | Line #      | Date | Type      | Description | Full Account Code                    | Amount                   |            |
|-----------------|-------------|------|-----------|-------------|--------------------------------------|--------------------------|------------|
|                 | 78788       | 5    | 2/29/2024 | RC          | Western Fees - Pay For It            | 001-1740-0000-000000-500 | \$ 120.00  |
|                 |             |      |           |             |                                      | <b>\$ 2,156.20</b>       |            |
| <b>Receipt:</b> | <b>1890</b> |      |           |             |                                      |                          |            |
|                 | 78710       | 1    | 2/2/2024  | RC          | ODJFS Refund                         | 001-1890-0000-000000-000 | 1,174.39   |
|                 | 78710       | 3    | 2/2/2024  | RC          | Jury Duty - Dodson                   | 001-1890-0000-000000-000 | 20.00      |
|                 |             |      |           |             |                                      | <b>\$ 1,194.39</b>       |            |
| <b>Receipt:</b> | <b>3110</b> |      |           |             |                                      |                          |            |
|                 | 78713       | 1    | 2/2/2024  | RC          | Base Cost                            | 001-3110-0000-000000-000 | 269,269.86 |
|                 | 78713       | 3    | 2/2/2024  | RC          | Targeted Assistance                  | 001-3110-0000-000000-000 | 48,942.11  |
|                 | 78713       | 4    | 2/2/2024  | RC          | Special Education Funding            | 001-3110-0000-000000-000 | 43,944.35  |
|                 | 78713       | 8    | 2/2/2024  | RC          | Supplement Targeted Assistance       | 001-3110-0000-000000-000 | 0.00       |
|                 | 78713       | 9    | 2/2/2024  | RC          | Temporary Transitional Aid Guarantee | 001-3110-0000-000000-000 | 0.00       |
|                 | 78713       | 11   | 2/2/2024  | RC          | Transportation                       | 001-3110-0000-000000-000 | 32,117.57  |
|                 | 78713       | 12   | 2/2/2024  | RC          | Formula Transition Supplement        | 001-3110-0000-000000-000 | 0.00       |
|                 | 78713       | 13   | 2/2/2024  | RC          | Preschool Special Educ Funding       | 001-3110-0000-000000-000 | 6,716.50   |
|                 | 78713       | 14   | 2/2/2024  | RC          | Special Educ Transportation          | 001-3110-0000-000000-000 | 3,232.42   |
|                 | 78745       | 1    | 2/16/2024 | RC          | Base Cost                            | 001-3110-0000-000000-000 | 268,982.04 |
|                 | 78745       | 3    | 2/16/2024 | RC          | Targeted Assistance                  | 001-3110-0000-000000-000 | 48,218.26  |
|                 | 78745       | 4    | 2/16/2024 | RC          | Special Education Funding            | 001-3110-0000-000000-000 | 43,488.88  |
|                 | 78745       | 8    | 2/16/2024 | RC          | Supplement Targeted Assistance       | 001-3110-0000-000000-000 | 0.00       |
|                 | 78745       | 9    | 2/16/2024 | RC          | Temporary Transitional Aid Guarantee | 001-3110-0000-000000-000 | 0.00       |
|                 | 78745       | 11   | 2/16/2024 | RC          | Transportation                       | 001-3110-0000-000000-000 | 27,637.56  |
|                 | 78745       | 12   | 2/16/2024 | RC          | Formula Transition Supplement        | 001-3110-0000-000000-000 | 0.00       |
|                 | 78745       | 13   | 2/16/2024 | RC          | Preschool Special Educ Funding       | 001-3110-0000-000000-000 | 6,453.98   |
|                 | 78745       | 14   | 2/16/2024 | RC          | Special Educ Transportation          | 001-3110-0000-000000-000 | 3,232.41   |
|                 |             |      |           |             |                                      | <b>\$ 802,235.94</b>     |            |
| <b>Receipt:</b> | <b>3211</b> |      |           |             |                                      |                          |            |
|                 | 78713       | 5    | 2/2/2024  | RC          | Economic Disadvantaged Funding       | 001-3211-0000-000000-000 | 3,006.63   |
|                 | 78745       | 5    | 2/16/2024 | RC          | Economic Disadvantaged Funding       | 001-3211-0000-000000-000 | 2,922.11   |
|                 |             |      |           |             |                                      | <b>\$ 5,928.74</b>       |            |
| <b>Receipt:</b> | <b>3215</b> |      |           |             |                                      |                          |            |
|                 | 78713       | 10   | 2/2/2024  | RC          | Career Tech Education Funding        | 001-3215-0000-000000-000 | 420.20     |
|                 | 78745       | 10   | 2/16/2024 | RC          | Career Tech Education Funding        | 001-3215-0000-000000-000 | 420.47     |
|                 |             |      |           |             |                                      | <b>\$ 840.67</b>         |            |
| <b>Receipt:</b> | <b>3216</b> |      |           |             |                                      |                          |            |
|                 | 78713       | 7    | 2/2/2024  | RC          | Gifted Education Funding             | 001-3216-0000-000000-000 | 5,425.94   |
|                 | 78745       | 7    | 2/16/2024 | RC          | Gifted Education Funding             | 001-3216-0000-000000-000 | 5,417.33   |
|                 |             |      |           |             |                                      | <b>\$ 10,843.27</b>      |            |
| <b>Receipt:</b> | <b>3217</b> |      |           |             |                                      |                          |            |
|                 | 78713       | 6    | 2/2/2024  | RC          | English Learners Funding             | 001-3217-0000-000000-000 | 153.20     |

Reporting Period: March 2024 (FY 2024)

Start Date: 2/01/2024

End Date: 2/29/2024

3/6/24 3:43 PM

## LEXINGTON LOCAL SCHOOLS Receipts Ledger Report

| Receipt #       | Line #      | Date | Type      | Description | Full Account Code                        | Amount                   |            |
|-----------------|-------------|------|-----------|-------------|--|--------------------------|------------|
|                 | 78745       | 6    | 2/16/2024 | RC          | English Learners Funding                 | 001-3217-0000-000000-000 | \$ 244.54  |
| <b>Receipt:</b> | <b>3218</b> |      |           |             |  | <b>\$ 397.74</b>         |            |
|                 | 78713       | 2    | 2/2/2024  | RC          | Base Cost - Student Wellness and Success | 001-3218-0000-000000-000 | 13,634.07  |
|                 | 78745       | 2    | 2/16/2024 | RC          | Base Cost - Student Wellness and Success | 001-3218-0000-000000-000 | 13,619.50  |
| <b>Receipt:</b> | <b>3300</b> |      |           |             |  | <b>\$ 27,253.57</b>      |            |
|                 | 78787       | 1    | 2/29/2024 | RC          | MEDICAID Recd - 2/1                      | 001-3300-0000-000000-000 | 88.08      |
|                 | 78787       | 2    | 2/29/2024 | RC          | MEDICAID Recd - 2/8                      | 001-3300-0000-000000-000 | 379.64     |
|                 | 78787       | 3    | 2/29/2024 | RC          | MEDICAID Recd - 2/23                     | 001-3300-0000-000000-000 | 412.42     |
|                 | 78787       | 4    | 2/29/2024 | RC          | MEDICAID Recd - 2/29                     | 001-3300-0000-000000-000 | 1,363.60   |
|                 |             |      |           |             |  | <b>\$ 2,243.74</b>       |            |
| <b>Fund:</b>    | <b>002</b>  |      |           |             |  | <b>\$ 2,685,326.20</b>   |            |
| <b>Receipt:</b> | <b>1111</b> |      |           |             |  |                          |            |
|                 | 78779       | 3    | 2/22/2024 | RC          | Prop Tax Adv Richland Bond Ret           | 002-1111-0000-000000-000 | 271,908.00 |
|                 |             |      |           |             |  | <b>\$ 271,908.00</b>     |            |
| <b>Fund:</b>    | <b>003</b>  |      |           |             |  |                          |            |
| <b>Receipt:</b> | <b>1111</b> |      |           |             |  |                          |            |
|                 | 78779       | 4    | 2/22/2024 | RC          | Prop Tax Adv Richland Perm Imp           | 003-1111-0000-000000-000 | 123,006.00 |
|                 |             |      |           |             |  | <b>\$ 123,006.00</b>     |            |
| <b>Fund:</b>    | <b>004</b>  |      |           |             |  |                          |            |
| <b>Receipt:</b> | <b>1410</b> |      |           |             |  |                          |            |
|                 | 78791       | 6    | 2/29/2024 | RC          | LFI Fund                                 | 004-1410-0000-000000-000 | 1,451.86   |
|                 |             |      |           |             |  | <b>\$ 1,451.86</b>       |            |
| <b>Fund:</b>    | <b>006</b>  |      |           |             |  |                          |            |
| <b>Receipt:</b> | <b>1410</b> |      |           |             |  |                          |            |
|                 | 78791       | 4    | 2/29/2024 | RC          | Richland Bank Interest                   | 006-1410-0000-000000-000 | 771.68     |
|                 |             |      |           |             |  | <b>\$ 771.68</b>         |            |
| <b>Receipt:</b> | <b>1511</b> |      |           |             |  |                          |            |
|                 | 78726       | 21   | 2/2/2024  | RC          | HS/JH Breakfast                          | 006-1511-0000-000000-100 | 130.75     |
|                 | 78726       | 22   | 2/2/2024  | RC          | Eastern Breakfast                        | 006-1511-0000-000000-300 | 17.50      |
|                 | 78726       | 23   | 2/2/2024  | RC          | Central Breakfast                        | 006-1511-0000-000000-400 | 39.00      |
|                 | 78726       | 24   | 2/2/2024  | RC          | Western Breakfast                        | 006-1511-0000-000000-500 | 70.25      |
|                 | 78736       | 21   | 2/9/2024  | RC          | HS/JH Breakfast                          | 006-1511-0000-000000-100 | 344.00     |
|                 | 78736       | 22   | 2/9/2024  | RC          | Eastern Breakfast                        | 006-1511-0000-000000-300 | 47.00      |
|                 | 78736       | 23   | 2/9/2024  | RC          | Central Breakfast                        | 006-1511-0000-000000-400 | 96.00      |

Reporting Period: March 2024 (FY 2024)

Start Date: 2/01/2024

End Date: 2/29/2024

3/6/24 3:43 PM

## LEXINGTON LOCAL SCHOOLS Receipts Ledger Report

| Receipt #       | Line #      | Date      | Type | Description             | Full Account Code        | Amount             |
|-----------------|-------------|-----------|------|-------------------------|--------------------------|--------------------|
| 78736           | 24          | 2/9/2024  | RC   | Western Breakfast       | 006-1511-0000-000000-500 | \$ 175.25          |
| 78769           | 21          | 2/16/2024 | RC   | HS/JH Breakfast         | 006-1511-0000-000000-100 | 292.25             |
| 78769           | 22          | 2/16/2024 | RC   | Eastern Breakfast       | 006-1511-0000-000000-300 | 53.25              |
| 78769           | 23          | 2/16/2024 | RC   | Central Breakfast       | 006-1511-0000-000000-400 | 97.50              |
| 78769           | 24          | 2/16/2024 | RC   | Western Breakfast       | 006-1511-0000-000000-500 | 166.00             |
| 78784           | 21          | 2/23/2024 | RC   | HS/JH Breakfast         | 006-1511-0000-000000-100 | 189.75             |
| 78784           | 22          | 2/23/2024 | RC   | Eastern Breakfast       | 006-1511-0000-000000-300 | 41.50              |
| 78784           | 23          | 2/23/2024 | RC   | Central Breakfast       | 006-1511-0000-000000-400 | 61.50              |
| 78784           | 24          | 2/23/2024 | RC   | Western Breakfast       | 006-1511-0000-000000-500 | 139.50             |
| 78785           | 21          | 2/29/2024 | RC   | HS/JH Breakfast         | 006-1511-0000-000000-100 | 205.50             |
| 78785           | 22          | 2/29/2024 | RC   | Eastern Breakfast       | 006-1511-0000-000000-300 | 35.50              |
| 78785           | 23          | 2/29/2024 | RC   | Central Breakfast       | 006-1511-0000-000000-400 | 85.50              |
| 78785           | 24          | 2/29/2024 | RC   | Western Breakfast       | 006-1511-0000-000000-500 | 129.25             |
|                 |             |           |      |                         |                          | <b>\$ 2,416.75</b> |
| <b>Receipt:</b> | <b>1512</b> |           |      |                         |                          |                    |
| 78726           | 1           | 2/2/2024  | RC   | HS/JH Stu. Type A       | 006-1512-0000-000000-100 | 1,955.00           |
| 78726           | 5           | 2/2/2024  | RC   | HS/JH ROA Stu. Type A   | 006-1512-0000-000000-100 | (2,679.75)         |
| 78726           | 6           | 2/2/2024  | RC   | Eastern Stu. Type A     | 006-1512-0000-000000-300 | 840.00             |
| 78726           | 10          | 2/2/2024  | RC   | Eastern ROA Stu. Type A | 006-1512-0000-000000-300 | (629.00)           |
| 78726           | 11          | 2/2/2024  | RC   | Central Stu. Type A     | 006-1512-0000-000000-400 | 675.00             |
| 78726           | 15          | 2/2/2024  | RC   | Central ROA Stu. Type A | 006-1512-0000-000000-400 | (639.75)           |
| 78726           | 16          | 2/2/2024  | RC   | Western Stu. Type A     | 006-1512-0000-000000-500 | 636.00             |
| 78726           | 20          | 2/2/2024  | RC   | Western ROA Stu. Type A | 006-1512-0000-000000-500 | (643.00)           |
| 78736           | 1           | 2/9/2024  | RC   | HS/JH Stu. Type A       | 006-1512-0000-000000-100 | 4,819.75           |
| 78736           | 5           | 2/9/2024  | RC   | HS/JH ROA Stu. Type A   | 006-1512-0000-000000-100 | (6,506.30)         |
| 78736           | 6           | 2/9/2024  | RC   | Eastern Stu. Type A     | 006-1512-0000-000000-300 | 1,890.00           |
| 78736           | 10          | 2/9/2024  | RC   | Eastern ROA Stu. Type A | 006-1512-0000-000000-300 | (1,780.20)         |
| 78736           | 11          | 2/9/2024  | RC   | Central Stu. Type A     | 006-1512-0000-000000-400 | 1,536.00           |
| 78736           | 15          | 2/9/2024  | RC   | Central ROA Stu. Type A | 006-1512-0000-000000-400 | (1,338.00)         |
| 78736           | 16          | 2/9/2024  | RC   | Western Stu. Type A     | 006-1512-0000-000000-500 | 1,449.00           |
| 78736           | 20          | 2/9/2024  | RC   | Western ROA Stu. Type A | 006-1512-0000-000000-500 | (955.75)           |
| 78769           | 1           | 2/16/2024 | RC   | HS/JH Stu. Type A       | 006-1512-0000-000000-100 | 4,671.25           |
| 78769           | 5           | 2/16/2024 | RC   | HS/JH ROA Stu. Type A   | 006-1512-0000-000000-100 | (6,399.46)         |
| 78769           | 6           | 2/16/2024 | RC   | Eastern Stu. Type A     | 006-1512-0000-000000-300 | 2,022.00           |
| 78769           | 10          | 2/16/2024 | RC   | Eastern ROA Stu. Type A | 006-1512-0000-000000-300 | (1,773.10)         |
| 78769           | 11          | 2/16/2024 | RC   | Central Stu. Type A     | 006-1512-0000-000000-400 | 1,470.00           |
| 78769           | 15          | 2/16/2024 | RC   | Central ROA Stu. Type A | 006-1512-0000-000000-400 | (1,461.98)         |
| 78769           | 16          | 2/16/2024 | RC   | Western Stu. Type A     | 006-1512-0000-000000-500 | 1,461.00           |
| 78769           | 20          | 2/16/2024 | RC   | Western ROA Stu. Type A | 006-1512-0000-000000-500 | (1,293.50)         |
| 78784           | 1           | 2/23/2024 | RC   | HS/JH Stu. Type A       | 006-1512-0000-000000-100 | 3,781.00           |

Reporting Period: March 2024 (FY 2024)

Start Date: 2/01/2024

End Date: 2/29/2024

3/6/24 3:43 PM

## LEXINGTON LOCAL SCHOOLS Receipts Ledger Report

| Receipt #       | Line #      | Date      | Type | Description                | Full Account Code        | Amount              |
|-----------------|-------------|-----------|------|----------------------------|--------------------------|---------------------|
| 78784           | 5           | 2/23/2024 | RC   | HS/JH ROA Stu. Type A      | 006-1512-0000-000000-100 | \$ (4,505.40)       |
| 78784           | 6           | 2/23/2024 | RC   | Eastern Stu. Type A        | 006-1512-0000-000000-300 | 1,551.00            |
| 78784           | 10          | 2/23/2024 | RC   | Eastern ROA Stu. Type A    | 006-1512-0000-000000-300 | (1,415.00)          |
| 78784           | 11          | 2/23/2024 | RC   | Central Stu. Type A        | 006-1512-0000-000000-400 | 1,182.00            |
| 78784           | 15          | 2/23/2024 | RC   | Central ROA Stu. Type A    | 006-1512-0000-000000-400 | (980.59)            |
| 78784           | 16          | 2/23/2024 | RC   | Western Stu. Type A        | 006-1512-0000-000000-500 | 1,059.00            |
| 78784           | 20          | 2/23/2024 | RC   | Western ROA Stu. Type A    | 006-1512-0000-000000-500 | (889.50)            |
| 78785           | 1           | 2/29/2024 | RC   | HS/JH Stu. Type A          | 006-1512-0000-000000-100 | 3,820.75            |
| 78785           | 5           | 2/29/2024 | RC   | HS/JH ROA Stu. Type A      | 006-1512-0000-000000-100 | (5,240.35)          |
| 78785           | 6           | 2/29/2024 | RC   | Eastern Stu. Type A        | 006-1512-0000-000000-300 | 1,479.00            |
| 78785           | 10          | 2/29/2024 | RC   | Eastern ROA Stu. Type A    | 006-1512-0000-000000-300 | (1,324.00)          |
| 78785           | 11          | 2/29/2024 | RC   | Central Stu. Type A        | 006-1512-0000-000000-400 | 1,149.00            |
| 78785           | 15          | 2/29/2024 | RC   | Central ROA Stu. Type A    | 006-1512-0000-000000-400 | (962.25)            |
| 78785           | 16          | 2/29/2024 | RC   | Western Stu. Type A        | 006-1512-0000-000000-500 | 1,179.00            |
| 78785           | 20          | 2/29/2024 | RC   | Western ROA Stu. Type A    | 006-1512-0000-000000-500 | (1,274.00)          |
| 78788           | 6           | 2/29/2024 | RC   | HS Lunch - Pay For It      | 006-1512-0000-000000-100 | 25,423.70           |
| 78788           | 7           | 2/29/2024 | RC   | Jr High Lunch - Pay For It | 006-1512-0000-000000-200 | 0.00                |
| 78788           | 8           | 2/29/2024 | RC   | Eastern Lunch - Pay For It | 006-1512-0000-000000-300 | 6,432.65            |
| 78788           | 9           | 2/29/2024 | RC   | Central Lunch - Pay For It | 006-1512-0000-000000-400 | 5,316.00            |
| 78788           | 10          | 2/29/2024 | RC   | Western Lunch - Pay For It | 006-1512-0000-000000-500 | 5,604.00            |
|                 |             |           |      |                            |                          | <b>\$ 38,711.22</b> |
| <b>Receipt:</b> | <b>1513</b> |           |      |                            |                          |                     |
| 78726           | 3           | 2/2/2024  | RC   | HS/JH Stu. ALa Carte       | 006-1513-0000-000000-100 | 1,061.20            |
| 78726           | 8           | 2/2/2024  | RC   | Eastern Stu. Ala Carte     | 006-1513-0000-000000-300 | 115.50              |
| 78726           | 13          | 2/2/2024  | RC   | Central Stu. Ala Carte     | 006-1513-0000-000000-400 | 18.00               |
| 78726           | 18          | 2/2/2024  | RC   | Western Stu. Ala Carte     | 006-1513-0000-000000-500 | 0.00                |
| 78736           | 3           | 2/9/2024  | RC   | HS/JH Stu. ALa Carte       | 006-1513-0000-000000-100 | 3,294.85            |
| 78736           | 8           | 2/9/2024  | RC   | Eastern Stu. Ala Carte     | 006-1513-0000-000000-300 | 270.10              |
| 78736           | 13          | 2/9/2024  | RC   | Central Stu. Ala Carte     | 006-1513-0000-000000-400 | 36.75               |
| 78736           | 18          | 2/9/2024  | RC   | Western Stu. Ala Carte     | 006-1513-0000-000000-500 | 0.00                |
| 78769           | 3           | 2/16/2024 | RC   | HS/JH Stu. ALa Carte       | 006-1513-0000-000000-100 | 3,249.70            |
| 78769           | 8           | 2/16/2024 | RC   | Eastern Stu. Ala Carte     | 006-1513-0000-000000-300 | 269.85              |
| 78769           | 13          | 2/16/2024 | RC   | Central Stu. Ala Carte     | 006-1513-0000-000000-400 | 62.00               |
| 78769           | 18          | 2/16/2024 | RC   | Western Stu. Ala Carte     | 006-1513-0000-000000-500 | 0.00                |
| 78784           | 3           | 2/23/2024 | RC   | HS/JH Stu. ALa Carte       | 006-1513-0000-000000-100 | 2,356.60            |
| 78784           | 8           | 2/23/2024 | RC   | Eastern Stu. Ala Carte     | 006-1513-0000-000000-300 | 151.50              |
| 78784           | 13          | 2/23/2024 | RC   | Central Stu. Ala Carte     | 006-1513-0000-000000-400 | 56.25               |
| 78784           | 18          | 2/23/2024 | RC   | Western Stu. Ala Carte     | 006-1513-0000-000000-500 | 0.00                |
| 78785           | 3           | 2/29/2024 | RC   | HS/JH Stu. ALa Carte       | 006-1513-0000-000000-100 | 2,270.65            |
| 78785           | 8           | 2/29/2024 | RC   | Eastern Stu. Ala Carte     | 006-1513-0000-000000-300 | 191.75              |

Reporting Period: March 2024 (FY 2024)

Start Date: 2/01/2024

End Date: 2/29/2024

3/6/24 3:43 PM

### LEXINGTON LOCAL SCHOOLS Receipts Ledger Report

| Receipt #       | Line #      | Date      | Type | Description             | Full Account Code        | Amount              |
|-----------------|-------------|-----------|------|-------------------------|--------------------------|---------------------|
| 78785           | 13          | 2/29/2024 | RC   | Central Stu. Ala Carte  | 006-1513-0000-000000-400 | \$ 58.75            |
| 78785           | 18          | 2/29/2024 | RC   | Western Stu. Ala Carte  | 006-1513-0000-000000-500 | 0.00                |
|                 |             |           |      |                         |                          | <b>\$ 13,463.45</b> |
| <b>Receipt:</b> | <b>1514</b> |           |      |                         |                          |                     |
| 78726           | 2           | 2/2/2024  | RC   | HS/JH Stu. Milk         | 006-1514-0000-000000-100 | 13.50               |
| 78726           | 7           | 2/2/2024  | RC   | Eastern Stu. Milk       | 006-1514-0000-000000-300 | 1.50                |
| 78726           | 12          | 2/2/2024  | RC   | Central Stu. Milk       | 006-1514-0000-000000-400 | 19.00               |
| 78726           | 17          | 2/2/2024  | RC   | Western Stu. Milk       | 006-1514-0000-000000-500 | 3.50                |
| 78736           | 2           | 2/9/2024  | RC   | HS/JH Stu. Milk         | 006-1514-0000-000000-100 | 24.50               |
| 78736           | 7           | 2/9/2024  | RC   | Eastern Stu. Milk       | 006-1514-0000-000000-300 | 0.50                |
| 78736           | 12          | 2/9/2024  | RC   | Central Stu. Milk       | 006-1514-0000-000000-400 | 41.00               |
| 78736           | 17          | 2/9/2024  | RC   | Western Stu. Milk       | 006-1514-0000-000000-500 | 6.50                |
| 78769           | 2           | 2/16/2024 | RC   | HS/JH Stu. Milk         | 006-1514-0000-000000-100 | 30.50               |
| 78769           | 7           | 2/16/2024 | RC   | Eastern Stu. Milk       | 006-1514-0000-000000-300 | 1.00                |
| 78769           | 12          | 2/16/2024 | RC   | Central Stu. Milk       | 006-1514-0000-000000-400 | 52.00               |
| 78769           | 17          | 2/16/2024 | RC   | Western Stu. Milk       | 006-1514-0000-000000-500 | 5.00                |
| 78784           | 2           | 2/23/2024 | RC   | HS/JH Stu. Milk         | 006-1514-0000-000000-100 | 26.00               |
| 78784           | 7           | 2/23/2024 | RC   | Eastern Stu. Milk       | 006-1514-0000-000000-300 | 3.50                |
| 78784           | 12          | 2/23/2024 | RC   | Central Stu. Milk       | 006-1514-0000-000000-400 | 38.00               |
| 78784           | 17          | 2/23/2024 | RC   | Western Stu. Milk       | 006-1514-0000-000000-500 | 6.50                |
| 78785           | 2           | 2/29/2024 | RC   | HS/JH Stu. Milk         | 006-1514-0000-000000-100 | 21.50               |
| 78785           | 7           | 2/29/2024 | RC   | Eastern Stu. Milk       | 006-1514-0000-000000-300 | 1.00                |
| 78785           | 12          | 2/29/2024 | RC   | Central Stu. Milk       | 006-1514-0000-000000-400 | 40.50               |
| 78785           | 17          | 2/29/2024 | RC   | Western Stu. Milk       | 006-1514-0000-000000-500 | 1.50                |
|                 |             |           |      |                         |                          | <b>\$ 337.00</b>    |
| <b>Receipt:</b> | <b>1523</b> |           |      |                         |                          |                     |
| 78726           | 4           | 2/2/2024  | RC   | HS/JH Adult Ala Carte   | 006-1523-0000-000000-100 | 104.60              |
| 78726           | 9           | 2/2/2024  | RC   | Eastern Adult Ala Carte | 006-1523-0000-000000-300 | 9.00                |
| 78726           | 14          | 2/2/2024  | RC   | Central Adult Ala Carte | 006-1523-0000-000000-400 | 12.75               |
| 78726           | 19          | 2/2/2024  | RC   | Western Adult Ala Carte | 006-1523-0000-000000-500 | 14.25               |
| 78736           | 4           | 2/9/2024  | RC   | HS/JH Adult Ala Carte   | 006-1523-0000-000000-100 | 223.10              |
| 78736           | 9           | 2/9/2024  | RC   | Eastern Adult Ala Carte | 006-1523-0000-000000-300 | 27.75               |
| 78736           | 14          | 2/9/2024  | RC   | Central Adult Ala Carte | 006-1523-0000-000000-400 | 21.25               |
| 78736           | 19          | 2/9/2024  | RC   | Western Adult Ala Carte | 006-1523-0000-000000-500 | 4.00                |
| 78769           | 4           | 2/16/2024 | RC   | HS/JH Adult Ala Carte   | 006-1523-0000-000000-100 | 162.50              |
| 78769           | 9           | 2/16/2024 | RC   | Eastern Adult Ala Carte | 006-1523-0000-000000-300 | 28.50               |
| 78769           | 14          | 2/16/2024 | RC   | Central Adult Ala Carte | 006-1523-0000-000000-400 | 34.00               |
| 78769           | 19          | 2/16/2024 | RC   | Western Adult Ala Carte | 006-1523-0000-000000-500 | 10.00               |
| 78784           | 4           | 2/23/2024 | RC   | HS/JH Adult Ala Carte   | 006-1523-0000-000000-100 | 180.05              |
| 78784           | 9           | 2/23/2024 | RC   | Eastern Adult Ala Carte | 006-1523-0000-000000-300 | 16.50               |



Reporting Period: March 2024 (FY 2024)

Start Date: 2/01/2024

End Date: 2/29/2024

3/6/24 3:43 PM

## LEXINGTON LOCAL SCHOOLS Receipts Ledger Report

| Receipt #       | Line #      | Date      | Type | Description                          | Full Account Code        | Amount              |
|-----------------|-------------|-----------|------|--------------------------------------|--------------------------|---------------------|
| 78784           | 14          | 2/23/2024 | RC   | Central Adult Ala Carte              | 006-1523-0000-000000-400 | \$ 18.75            |
| 78784           | 19          | 2/23/2024 | RC   | Western Adult Ala Carte              | 006-1523-0000-000000-500 | 5.75                |
| 78785           | 4           | 2/29/2024 | RC   | HS/JH Adult Ala Carte                | 006-1523-0000-000000-100 | 175.20              |
| 78785           | 9           | 2/29/2024 | RC   | Eastern Adult Ala Carte              | 006-1523-0000-000000-300 | 18.25               |
| 78785           | 14          | 2/29/2024 | RC   | Central Adult Ala Carte              | 006-1523-0000-000000-400 | 5.00                |
| 78785           | 19          | 2/29/2024 | RC   | Western Adult Ala Carte              | 006-1523-0000-000000-500 | 11.75               |
|                 |             |           |      |                                      |                          | <b>\$ 1,082.95</b>  |
| <b>Receipt:</b> | <b>4120</b> |           |      |                                      |                          |                     |
| 78702           | 1           | 2/2/2024  | RC   | Federal Reimb Lunch High             | 006-4120-0000-000000-100 | 13,159.35           |
| 78702           | 2           | 2/2/2024  | RC   | Federal Reimb Lunch Jr High          | 006-4120-0000-000000-200 | 0.00                |
| 78702           | 3           | 2/2/2024  | RC   | Federal Reimb Lunch Central          | 006-4120-0000-000000-400 | 5,688.21            |
| 78702           | 4           | 2/2/2024  | RC   | Federal Reimb Lunch East             | 006-4120-0000-000000-300 | 8,302.95            |
| 78702           | 5           | 2/2/2024  | RC   | Federal Reimb Lunch Western          | 006-4120-0000-000000-500 | 5,607.67            |
| 78702           | 6           | 2/2/2024  | RC   | Fed Reimb Breakfast - High           | 006-4120-0000-000000-100 | 1,316.72            |
| 78702           | 7           | 2/2/2024  | RC   | Federal Reimb Breakfast - Jr H       | 006-4120-0000-000000-200 | 0.00                |
| 78702           | 8           | 2/2/2024  | RC   | Federal Reimb Break - Central        | 006-4120-0000-000000-400 | 792.88              |
| 78702           | 9           | 2/2/2024  | RC   | Federal Reimb Break - East           | 006-4120-0000-000000-300 | 764.42              |
| 78702           | 10          | 2/2/2024  | RC   | Federal Reimb Break - Western        | 006-4120-0000-000000-500 | 1,014.00            |
| 78702           | 11          | 2/2/2024  | RC   | Federal Reimb Special Milk - Western | 006-4120-0000-000000-500 | 16.16               |
|                 |             |           |      |                                      |                          | <b>\$ 36,662.36</b> |
|                 |             |           |      |                                      |                          | <b>\$ 93,445.41</b> |
| <b>Fund:</b>    | <b>007</b>  |           |      |                                      |                          |                     |
| <b>Receipt:</b> | <b>1410</b> |           |      |                                      |                          |                     |
| 78791           | 5           | 2/29/2024 | RC   | Richland Bank Int - Minutemen        | 007-1410-9100-000000-000 | 365.40              |
|                 |             |           |      |                                      |                          | <b>\$ 365.40</b>    |
| <b>Receipt:</b> | <b>1820</b> |           |      |                                      |                          |                     |
| 78710           | 4           | 2/2/2024  | RC   | Martin L. Hall Trust                 | 007-1820-9100-000000-000 | 3,130.68            |
| 78778           | 1           | 2/26/2024 | RC   | LMAS donation - Whitney              | 007-1820-9100-000000-000 | 100.00              |
| 78778           | 3           | 2/26/2024 | RC   | LMAS donation - Whitney              | 007-1820-9100-000000-000 | 200.00              |
|                 |             |           |      |                                      |                          | <b>\$ 3,430.68</b>  |
|                 |             |           |      |                                      |                          | <b>\$ 3,796.08</b>  |
| <b>Fund:</b>    | <b>010</b>  |           |      |                                      |                          |                     |
| <b>Receipt:</b> | <b>1410</b> |           |      |                                      |                          |                     |
| 78791           | 7           | 2/29/2024 | RC   | Classroom Facilities Fund            | 010-1410-0000-000000-000 | 1,861.58            |
|                 |             |           |      |                                      |                          | <b>\$ 1,861.58</b>  |
|                 |             |           |      |                                      |                          | <b>\$ 1,861.58</b>  |
| <b>Fund:</b>    | <b>018</b>  |           |      |                                      |                          |                     |
| <b>Receipt:</b> | <b>1630</b> |           |      |                                      |                          |                     |
| 78722           | 2           | 2/6/2024  | RC   | Eastern fees princ acct              | 018-1630-9300-000000-000 | 6.00                |
| 78723           | 1           | 2/5/2024  | RC   | Central fees princ acct              | 018-1630-9400-000000-000 | 6.00                |

Reporting Period: March 2024 (FY 2024)

Start Date: 2/01/2024

End Date: 2/29/2024

3/6/24 3:43 PM

## LEXINGTON LOCAL SCHOOLS Receipts Ledger Report

| Receipt #       | Line #      | Date      | Type | Description                                   | Full Account Code        | Amount             |
|-----------------|-------------|-----------|------|---|--------------------------|--------------------|
| 78724           | 1           | 2/5/2024  | RC   | Central fees princ acct                       | 018-1630-9400-000000-000 | \$ 48.00           |
| 78725           | 1           | 2/5/2024  | RC   | Central fees princ acct                       | 018-1630-9400-000000-000 | 6.00               |
| 78741           | 1           | 2/7/2024  | RC   | Central fees princ acct                       | 018-1630-9400-000000-000 | 24.00              |
| 78749           | 1           | 2/14/2024 | RC   | Central fees princ acct                       | 018-1630-9400-000000-000 | 6.00               |
| 78706           | 1           | 2/1/2024  | RC   | Western fees princ acct                       | 018-1630-9500-000000-000 | 12.00              |
| 78739           | 1           | 2/9/2024  | RC   | Western fees princ acct                       | 018-1630-9500-000000-000 | 6.00               |
|                 |             |           |      |   |                          | <b>\$ 114.00</b>   |
| <b>Receipt:</b> | <b>1690</b> |           |      |   |                          |                    |
| 78709           | 1           | 2/2/2024  | RC   | MD Coffee service                             | 018-1690-9100-000000-000 | 409.50             |
| 78729           | 1           | 2/8/2024  | RC   | Merchant services pymt                        | 018-1690-9100-000000-000 | 19.80              |
| 78740           | 1           | 2/12/2024 | RC   | MD Coffee service                             | 018-1690-9100-000000-000 | 168.00             |
| 78759           | 1           | 2/16/2024 | RC   | MD Coffee service                             | 018-1690-9100-000000-000 | 185.50             |
| 78771           | 1           | 2/23/2024 | RC   | MD Coffee service                             | 018-1690-9100-000000-000 | 190.25             |
| 78772           | 3           | 2/26/2024 | RC   | HS Recycling                                  | 018-1690-9100-000000-000 | 6.00               |
| 78783           | 2           | 2/29/2024 | RC   | Robotics Education & Competition Foundation   | 018-1690-9200-000000-000 | 210.00             |
|                 |             |           |      |   |                          | <b>\$ 1,189.05</b> |
| <b>Receipt:</b> | <b>1820</b> |           |      |   |                          |                    |
| 78722           | 1           | 2/6/2024  | RC   | PTO Donation - Mansfield Playhouse Field Trip | 018-1820-9300-000000-000 | 190.00             |
| 78743           | 1           | 2/13/2024 | RC   | Eastern Chipotle Night                        | 018-1820-9300-000000-000 | 662.18             |
| 78743           | 2           | 2/13/2024 | RC   | Eastern Donation                              | 018-1820-9300-000000-000 | 50.00              |
|                 |             |           |      |   |                          | <b>\$ 902.18</b>   |
| <b>Receipt:</b> | <b>1890</b> |           |      |   |                          |                    |
| 78707           | 1           | 2/1/2024  | RC   | Lost Library books                            | 018-1890-9501-000000-000 | 21.00              |
| 78738           | 1           | 2/9/2024  | RC   | Lost/Damaged Library books                    | 018-1890-9501-000000-000 | 12.00              |
|                 |             |           |      |   |                          | <b>\$ 33.00</b>    |
| <b>Fund:</b>    | <b>019</b>  |           |      |   |                          |                    |
| <b>Receipt:</b> | <b>1890</b> |           |      |   |                          |                    |
| 78735           | 3           | 2/9/2024  | RC   | PTO Recycling-Central                         | 019-1890-9121-000000-000 | 7.78               |
| 78746           | 3           | 2/14/2024 | RC   | PTO Recycling-Central                         | 019-1890-9121-000000-000 | 1.47               |
| 78735           | 1           | 2/9/2024  | RC   | PTO Recycling-Eastern                         | 019-1890-9122-000000-000 | 7.78               |
| 78746           | 1           | 2/14/2024 | RC   | PTO Recycling-Eastern                         | 019-1890-9122-000000-000 | 1.47               |
| 78735           | 2           | 2/9/2024  | RC   | PTO Recycling-Western                         | 019-1890-9123-000000-000 | 7.78               |
| 78746           | 2           | 2/14/2024 | RC   | PTO Recycling-Western                         | 019-1890-9123-000000-000 | 1.47               |
|                 |             |           |      |   |                          | <b>\$ 27.75</b>    |
| <b>Fund:</b>    | <b>024</b>  |           |      |   |                          |                    |
| <b>Receipt:</b> | <b>1410</b> |           |      |   |                          |                    |
| 78791           | 2           | 2/29/2024 | RC   | Richland Bank Int. 024                        | 024-1410-0000-000000-000 | 705.63             |
|                 |             |           |      |   |                          | <b>\$ 705.63</b>   |

Reporting Period: March 2024 (FY 2024)

Start Date: 2/01/2024

End Date: 2/29/2024

3/6/24 3:43 PM

## LEXINGTON LOCAL SCHOOLS Receipts Ledger Report

| Receipt #       | Line # | Date        | Type | Description                                   | Full Account Code        | Amount               |
|-----------------|--------|-------------|------|---|--------------------------|----------------------|
| <b>Receipt:</b> |        | <b>1872</b> |      |   |                          |                      |
| 78747           | 1      | 2/14/2024   | RC   | Santamaria Feb Ins Premium                    | 024-1872-0000-000000-000 | \$ 75.00             |
| 78789           | 1      | 2/29/2024   | RC   | Board's Premiums February                     | 024-1872-0000-000000-000 | 427,969.95           |
| 78790           | 1      | 2/29/2024   | RC   | Employees' Premiums February                  | 024-1872-0000-000000-000 | 78,219.27            |
|                 |        |             |      |   |                          | <b>\$ 506,264.22</b> |
|                 |        |             |      |   |                          | <b>\$ 506,969.85</b> |
| <b>Fund:</b>    |        | <b>034</b>  |      |   |                          |                      |
| <b>Receipt:</b> |        | <b>1111</b> |      |   |                          |                      |
| 78779           | 5      | 2/22/2024   | RC   | Prop Tax Adv Richland Perm Imp (.5 Mill)      | 034-1111-0000-000000-000 | 21,580.00            |
|                 |        |             |      |   |                          | <b>\$ 21,580.00</b>  |
|                 |        |             |      |   |                          | <b>\$ 21,580.00</b>  |
| <b>Fund:</b>    |        | <b>200</b>  |      |   |                          |                      |
| <b>Receipt:</b> |        | <b>1620</b> |      |   |                          |                      |
| 78732           | 1      | 2/7/2024    | RC   | Student Council - Winter Formal Ticket Sales  | 200-1620-9114-000000-000 | 1,560.00             |
| 78730           | 1      | 2/8/2024    | RC   | Student Council - Winter Formal Ticket Sales  | 200-1620-9114-000000-000 | 10.00                |
| 78731           | 1      | 2/8/2024    | RC   | Student Council - Winter Formal Snack Sales   | 200-1620-9114-000000-000 | 83.00                |
| 78773           | 1      | 2/22/2024   | RC   | Student Council - Winter Formal Ticket Sales  | 200-1620-9114-000000-000 | 498.00               |
| 78760           | 1      | 2/16/2024   | RC   | Informed Teens Valentine Candy Grams          | 200-1620-9611-000000-000 | 79.55                |
|                 |        |             |      |   |                          | <b>\$ 2,230.55</b>   |
| <b>Receipt:</b> |        | <b>1690</b> |      |   |                          |                      |
| 78772           | 4      | 2/26/2024   | RC   | Yearbook Ad                                   | 200-1690-9119-000000-000 | 10.00                |
|                 |        |             |      |   |                          | <b>\$ 10.00</b>      |
| <b>Receipt:</b> |        | <b>1820</b> |      |   |                          |                      |
| 78717           | 1      | 2/5/2024    | RC   | Everbowl Proceeds                             | 200-1820-9104-000000-000 | 100.00               |
|                 |        |             |      |   |                          | <b>\$ 100.00</b>     |
|                 |        |             |      |   |                          | <b>\$ 2,340.55</b>   |
| <b>Fund:</b>    |        | <b>300</b>  |      |   |                          |                      |
| <b>Receipt:</b> |        | <b>1610</b> |      |   |                          |                      |
| 78703           | 1      | 2/1/2024    | RC   | Boys BB adm vs. New Philadelphia Online Sales | 300-1610-9600-000000-707 | 7.00                 |
| 78704           | 1      | 2/1/2024    | RC   | OCC JH Girls BB tourn adm                     | 300-1610-9600-000000-716 | 706.00               |
| 78705           | 1      | 2/1/2024    | RC   | Girls BB adm vs. Tiffin Columbian             | 300-1610-9600-000000-708 | 395.00               |
| 78708           | 1      | 2/2/2024    | RC   | Girls BB adm vs. Ashland                      | 300-1610-9600-000000-708 | 616.00               |
| 78711           | 1      | 2/5/2024    | RC   | Boys BB adm vs. New Philadelphia Online Sales | 300-1610-9600-000000-707 | 21.00                |
| 78711           | 2      | 2/5/2024    | RC   | Girls BB adm vs. Ashland Online Sales         | 300-1610-9600-000000-708 | 7.00                 |
| 78718           | 2      | 2/5/2024    | RC   | Boys BB adm vs. New Philadelphia              | 300-1610-9600-000000-707 | 2,642.00             |
| 78712           | 1      | 2/6/2024    | RC   | Boys BB adm vs. New Philadelphia Online Sales | 300-1610-9600-000000-707 | 278.00               |
| 78721           | 1      | 2/7/2024    | RC   | Boys BB adm vs. New Philadelphia Online Sales | 300-1610-9600-000000-707 | 20.00                |
| 78744           | 1      | 2/14/2024   | RC   | Boys BB adm vs. Ottawa-Glandorf Online Sales  | 300-1610-9600-000000-707 | 484.00               |
| 78756           | 1      | 2/14/2024   | RC   | Girls BB adm vs. Shelby                       | 300-1610-9600-000000-708 | 910.00               |
| 78750           | 1      | 2/15/2024   | RC   | Boys BB adm vs. Ottawa-Glandorf Online Sales  | 300-1610-9600-000000-707 | 136.00               |

Reporting Period: March 2024 (FY 2024)

Start Date: 2/01/2024

End Date: 2/29/2024

3/6/24 3:43 PM

## LEXINGTON LOCAL SCHOOLS Receipts Ledger Report

| Receipt #       | Line #      | Date      | Type | Description                                  | Full Account Code        | Amount              |
|-----------------|-------------|-----------|------|--|--------------------------|---------------------|
| 78750           | 2           | 2/15/2024 | RC   | Girls BB adm vs. Shelby Online Sales         | 300-1610-9600-000000-708 | \$ 42.00            |
| 78751           | 1           | 2/16/2024 | RC   | Boys BB adm vs. Ottawa-Glandorf Online Sales | 300-1610-9600-000000-707 | 109.00              |
| 78757           | 2           | 2/20/2024 | RC   | Boys BB adm vs. Ottawa Glandorf              | 300-1610-9600-000000-707 | 1,872.00            |
| 78758           | 1           | 2/20/2024 | RC   | Boys BB adm vs. Ottawa-Glandorf Online Sales | 300-1610-9600-000000-707 | 317.00              |
| 78761           | 1           | 2/21/2024 | RC   | Boys BB adm vs. Ottawa-Glandorf Online Sales | 300-1610-9600-000000-707 | 688.00              |
| 78786           | 1           | 2/22/2024 | RC   | Boys BB adm vs. Ottawa-Glandorf Online Sales | 300-1610-9600-000000-707 | 1,053.00            |
|                 |             |           |      |  |                          | <b>\$ 10,303.00</b> |
| <b>Receipt:</b> | <b>1620</b> |           |      |  |                          |                     |
| 78718           | 1           | 2/5/2024  | RC   | Boys BB - Program sales                      | 300-1620-9600-000000-707 | 70.00               |
| 78720           | 1           | 2/5/2024  | RC   | Program sales - OCC Bowling                  | 300-1620-9600-000000-000 | 42.00               |
| 78757           | 1           | 2/20/2024 | RC   | Boys BB - Program sales                      | 300-1620-9600-000000-707 | 140.00              |
|                 |             |           |      |  |                          | <b>\$ 252.00</b>    |
| <b>Receipt:</b> | <b>1690</b> |           |      |  |                          |                     |
| 78719           | 1           | 2/5/2024  | RC   | OCC Bowling tourn adm                        | 300-1690-9600-000000-000 | 1,054.00            |
| 78782           | 1           | 2/22/2024 | RC   | State Swim Hotels Reimb                      | 300-1690-9600-000000-000 | 378.53              |
|                 |             |           |      |  |                          | <b>\$ 1,432.53</b>  |
| <b>Receipt:</b> | <b>1890</b> |           |      |  |                          |                     |
| 78727           | 1           | 2/6/2024  | RC   | Swim meet entry fee                          | 300-1890-9600-000000-709 | 250.00              |
| 78755           | 1           | 2/13/2024 | RC   | Girls Golf Invite Entry Fee                  | 300-1890-9600-000000-706 | 700.00              |
|                 |             |           |      |  |                          | <b>\$ 950.00</b>    |
|                 |             |           |      |  |                          | <b>\$ 12,937.53</b> |
| <b>Fund:</b>    | <b>499</b>  |           |      |  |                          |                     |
| <b>Receipt:</b> | <b>3219</b> |           |      |  |                          |                     |
| 78728           | 1           | 2/5/2024  | RC   | Ohio School Safety Grant Rev                 | 499-3219-9024-000000-000 | 10,084.58           |
|                 |             |           |      |  |                          | <b>\$ 10,084.58</b> |
| <b>Fund:</b>    | <b>507</b>  |           |      |  |                          |                     |
| <b>Receipt:</b> | <b>4220</b> |           |      |  |                          |                     |
| 78765           | 1           | 2/21/2024 | RC   | ARP ESSER Revenue                            | 507-4220-9022-000000-000 | 4,269.16            |
|                 |             |           |      |  |                          | <b>\$ 4,269.16</b>  |
| <b>Fund:</b>    | <b>516</b>  |           |      |  |                          |                     |
| <b>Receipt:</b> | <b>4220</b> |           |      |  |                          |                     |
| 78768           | 1           | 2/21/2024 | RC   | IDEA-B Revenue                               | 516-4220-9024-000000-000 | 38,879.60           |
|                 |             |           |      |  |                          | <b>\$ 38,879.60</b> |
| <b>Fund:</b>    | <b>572</b>  |           |      |  |                          |                     |
| <b>Receipt:</b> | <b>4220</b> |           |      |  |                          |                     |
| 78766           | 1           | 2/21/2024 | RC   | Title I Revenue                              | 572-4220-9024-000000-000 | 6,884.14            |
|                 |             |           |      |  |                          | <b>\$ 6,884.14</b>  |

Reporting Period: March 2024 (FY 2024)

3/6/24 3:43 PM

Start Date: 2/01/2024

End Date: 2/29/2024

**LEXINGTON LOCAL SCHOOLS**  
**Receipts Ledger Report**

| Receipt #          | Line #      | Date      | Type | Description        | Full Account Code        | Amount                 |  |
|--------------------|-------------|-----------|------|--------------------|--------------------------|------------------------|--|
|                    |             |           |      |                    |                          | <b>\$ 6,884.14</b>     |  |
| <b>Fund:</b>       | <b>584</b>  |           |      |                    |                          |                        |  |
| <b>Receipt:</b>    | <b>4220</b> |           |      |                    |                          |                        |  |
| 78770              | 1           | 2/22/2024 | RC   | Title IV Revenue   | 584-4220-9024-000000-000 | \$ 18,603.92           |  |
|                    |             |           |      |                    |                          | <b>\$ 18,603.92</b>    |  |
|                    |             |           |      |                    |                          | <b>\$ 18,603.92</b>    |  |
| <b>Fund:</b>       | <b>587</b>  |           |      |                    |                          |                        |  |
| <b>Receipt:</b>    | <b>4220</b> |           |      |                    |                          |                        |  |
| 78767              | 1           | 2/21/2024 | RC   | ECSE Revenue       | 587-4220-9024-000000-000 | 15,849.02              |  |
|                    |             |           |      |                    |                          | <b>\$ 15,849.02</b>    |  |
|                    |             |           |      |                    |                          | <b>\$ 15,849.02</b>    |  |
| <b>Fund:</b>       | <b>590</b>  |           |      |                    |                          |                        |  |
| <b>Receipt:</b>    | <b>4220</b> |           |      |                    |                          |                        |  |
| 78764              | 1           | 2/21/2024 | RC   | Title II-A Revenue | 590-4220-9024-000000-000 | 3,129.71               |  |
|                    |             |           |      |                    |                          | <b>\$ 3,129.71</b>     |  |
|                    |             |           |      |                    |                          | <b>\$ 3,129.71</b>     |  |
| <b>Grand Total</b> |             |           |      |                    |                          | <b>\$ 3,824,589.17</b> |  |

Reporting Period: February 2024 (FY 2024)  
 As Of Period: 02/29/2024

3/6/24 3:44 PM

**LEXINGTON LOCAL SCHOOLS**  
**Revenue Account Summary**

| Fund-SCC    | Description                                      | FYTDReceivable          | FYTD Received           | MTD Received           | YTD Received           |
|-------------|--|-------------------------|-------------------------|------------------------|------------------------|
| <b>SCC:</b> | <b>0000</b>                                      |                         |                         |                        |                        |
| 001-0000    | GENERAL FUND                                     | \$ 24,404,761.85        | \$ 15,951,010.54        | \$ 2,685,326.20        | \$ 4,305,343.49        |
|             |  | <b>\$ 24,404,761.85</b> | <b>\$ 15,951,010.54</b> | <b>\$ 2,685,326.20</b> | <b>\$ 4,305,343.49</b> |
| <b>SCC:</b> | <b>9412</b>                                      |                         |                         |                        |                        |
| 001-9412    | GENERAL BUDGET RESERVE SET-<br>ASIDE-1%/BWC      | 0.00                    | 0.00                    | 0.00                   | 0.00                   |
|             |  | <b>\$ 0.00</b>          | <b>\$ 0.00</b>          | <b>\$ 0.00</b>         | <b>\$ 0.00</b>         |
| <b>SCC:</b> | <b>0000</b>                                      |                         |                         |                        |                        |
| 002-0000    | BOND RETIREMENT FUND                             | 3,477,883.26            | 1,758,935.79            | 271,908.00             | 372,834.00             |
| 003-0000    | PERMANENT IMPROVEMENT FUND                       | 756,070.09              | 478,113.62              | 123,006.00             | 168,663.00             |
| 004-0000    | LFI BUILDING FUND                                | 34,475.68               | 12,587.62               | 1,451.86               | 2,903.02               |
| 006-0000    | FOOD SERVICE FUND                                | 902,564.58              | 615,427.68              | 93,270.16              | 181,325.94             |
|             |  | <b>\$ 5,170,993.61</b>  | <b>\$ 2,865,064.71</b>  | <b>\$ 489,636.02</b>   | <b>\$ 725,725.96</b>   |
| <b>SCC:</b> | <b>9100</b>                                      |                         |                         |                        |                        |
| 007-9100    | LEXINGTON MINUTEMEN<br>ACADEMIC SCHOLARSHIP FUND | 17,443.76               | 11,877.91               | 3,796.08               | 4,634.54               |
|             |  | <b>\$ 17,443.76</b>     | <b>\$ 11,877.91</b>     | <b>\$ 3,796.08</b>     | <b>\$ 4,634.54</b>     |
| <b>SCC:</b> | <b>9800</b>                                      |                         |                         |                        |                        |
| 007-9800    | TERRY McCAMMON SCHOLARSHIP<br>FUND               | 0.00                    | 0.00                    | 0.00                   | 0.00                   |
|             |  | <b>\$ 0.00</b>          | <b>\$ 0.00</b>          | <b>\$ 0.00</b>         | <b>\$ 0.00</b>         |
| <b>SCC:</b> | <b>9801</b>                                      |                         |                         |                        |                        |
| 007-9801    | MINUTEMAN ALUMNI<br>SCHOLARSHIP FUND             | 0.00                    | 0.00                    | 0.00                   | 0.00                   |
|             |  | <b>\$ 0.00</b>          | <b>\$ 0.00</b>          | <b>\$ 0.00</b>         | <b>\$ 0.00</b>         |
| <b>SCC:</b> | <b>9999</b>                                      |                         |                         |                        |                        |
| 007-9999    | LEXINGTON SCHOOLS TRUST FUND                     | 0.00                    | 0.00                    | 0.00                   | 0.00                   |
|             |  | <b>\$ 0.00</b>          | <b>\$ 0.00</b>          | <b>\$ 0.00</b>         | <b>\$ 0.00</b>         |
| <b>SCC:</b> | <b>0000</b>                                      |                         |                         |                        |                        |
| 010-0000    | CLASSROOM FACILITIES<br>CONSTRUCTION FUND        | 61,643.69               | 16,354.21               | 1,861.58               | 3,722.26               |
|             |  | <b>\$ 61,643.69</b>     | <b>\$ 16,354.21</b>     | <b>\$ 1,861.58</b>     | <b>\$ 3,722.26</b>     |
| <b>SCC:</b> | <b>9100</b>                                      |                         |                         |                        |                        |
| 018-9100    | HIGH SCHOOL PRINCIPAL'S FUND                     | 6,613.67                | 5,044.42                | 979.05                 | 1,589.60               |
|             |  | <b>\$ 6,613.67</b>      | <b>\$ 5,044.42</b>      | <b>\$ 979.05</b>       | <b>\$ 1,589.60</b>     |
| <b>SCC:</b> | <b>9101</b>                                      |                         |                         |                        |                        |
| 018-9101    | HIGH SCHOOL FLOWER FUND                          | 0.00                    | 0.00                    | 0.00                   | 0.00                   |
|             |  | <b>\$ 0.00</b>          | <b>\$ 0.00</b>          | <b>\$ 0.00</b>         | <b>\$ 0.00</b>         |
| <b>SCC:</b> | <b>9200</b>                                      |                         |                         |                        |                        |
| 018-9200    | JUNIOR HIGH PRINCIPAL'S FUND                     | 81.58                   | 2,983.81                | 210.00                 | 210.00                 |
|             |  | <b>\$ 81.58</b>         | <b>\$ 2,983.81</b>      | <b>\$ 210.00</b>       | <b>\$ 210.00</b>       |
| <b>SCC:</b> | <b>9300</b>                                      |                         |                         |                        |                        |

Reporting Period: February 2024 (FY 2024)  
 As Of Period: 02/29/2024

3/6/24 3:44 PM

**LEXINGTON LOCAL SCHOOLS**  
**Revenue Account Summary**

| Fund-SCC    | Description                              | FYTDReceivable     | FYTD Received       | MTD Received     | YTD Received       |
|-------------|--|--------------------|---------------------|------------------|--------------------|
| 018-9300    | EASTERN PRINCIPAL'S FUND                 | \$ 8,496.87        | \$ 11,715.97        | \$ 908.18        | \$ 1,162.18        |
|             |  | <b>\$ 8,496.87</b> | <b>\$ 11,715.97</b> | <b>\$ 908.18</b> | <b>\$ 1,162.18</b> |
| <b>SCC:</b> | <b>9301</b>                              |                    |                     |                  |                    |
| 018-9301    | EASTERN ELEMENTARY BOOKFAIR/BOXTOPS FUND | 4,721.10           | 1,837.52            | 0.00             | 0.00               |
|             |  | <b>\$ 4,721.10</b> | <b>\$ 1,837.52</b>  | <b>\$ 0.00</b>   | <b>\$ 0.00</b>     |
| <b>SCC:</b> | <b>9302</b>                              |                    |                     |                  |                    |
| 018-9302    | EASTERN ELEMENTARY MATH                  | 0.00               | 0.00                | 0.00             | 0.00               |
|             |  | <b>\$ 0.00</b>     | <b>\$ 0.00</b>      | <b>\$ 0.00</b>   | <b>\$ 0.00</b>     |
| <b>SCC:</b> | <b>9303</b>                              |                    |                     |                  |                    |
| 018-9303    | EASTERN RUN CLUB                         | 1,060.00           | 1,030.00            | 0.00             | 0.00               |
|             |  | <b>\$ 1,060.00</b> | <b>\$ 1,030.00</b>  | <b>\$ 0.00</b>   | <b>\$ 0.00</b>     |
| <b>SCC:</b> | <b>9400</b>                              |                    |                     |                  |                    |
| 018-9400    | CENTRAL PRINCIPAL'S FUND                 | 2,631.22           | 1,238.22            | 90.00            | 180.00             |
|             |  | <b>\$ 2,631.22</b> | <b>\$ 1,238.22</b>  | <b>\$ 90.00</b>  | <b>\$ 180.00</b>   |
| <b>SCC:</b> | <b>9401</b>                              |                    |                     |                  |                    |
| 018-9401    | CENTRAL ELEMENTARY BOOKFAIR FUND         | 5,763.24           | 3,884.90            | 0.00             | 0.00               |
|             |  | <b>\$ 5,763.24</b> | <b>\$ 3,884.90</b>  | <b>\$ 0.00</b>   | <b>\$ 0.00</b>     |
| <b>SCC:</b> | <b>9402</b>                              |                    |                     |                  |                    |
| 018-9402    | CENTRAL ELEMENTARY ART                   | 0.00               | 0.00                | 0.00             | 0.00               |
|             |  | <b>\$ 0.00</b>     | <b>\$ 0.00</b>      | <b>\$ 0.00</b>   | <b>\$ 0.00</b>     |
| <b>SCC:</b> | <b>9500</b>                              |                    |                     |                  |                    |
| 018-9500    | WESTERN PRINCIPAL'S FUND                 | 4,619.70           | 2,066.84            | 18.00            | 78.00              |
|             |  | <b>\$ 4,619.70</b> | <b>\$ 2,066.84</b>  | <b>\$ 18.00</b>  | <b>\$ 78.00</b>    |
| <b>SCC:</b> | <b>9501</b>                              |                    |                     |                  |                    |
| 018-9501    | WESTERN ELEMENTARY BOOKFAIR/BOXTOPS FUND | 4,296.06           | 118.17              | 33.00            | 69.80              |
|             |  | <b>\$ 4,296.06</b> | <b>\$ 118.17</b>    | <b>\$ 33.00</b>  | <b>\$ 69.80</b>    |
| <b>SCC:</b> | <b>9502</b>                              |                    |                     |                  |                    |
| 018-9502    | HIGH SCHOOL ACADEMIC BOOSTERS FUND       | 0.00               | 0.00                | 0.00             | 0.00               |
|             |  | <b>\$ 0.00</b>     | <b>\$ 0.00</b>      | <b>\$ 0.00</b>   | <b>\$ 0.00</b>     |
| <b>SCC:</b> | <b>9503</b>                              |                    |                     |                  |                    |
| 018-9503    | WESTERN ELEMENTARY ART                   | 0.00               | 0.00                | 0.00             | 0.00               |
|             |  | <b>\$ 0.00</b>     | <b>\$ 0.00</b>      | <b>\$ 0.00</b>   | <b>\$ 0.00</b>     |
| <b>SCC:</b> | <b>9602</b>                              |                    |                     |                  |                    |
| 018-9602    | JUNIOR HIGH ACADEMIC BOOSTERS FUND       | 0.00               | 0.00                | 0.00             | 0.00               |
|             |  | <b>\$ 0.00</b>     | <b>\$ 0.00</b>      | <b>\$ 0.00</b>   | <b>\$ 0.00</b>     |
| <b>SCC:</b> | <b>9901</b>                              |                    |                     |                  |                    |
| 018-9901    | JUNIOR HIGH TEACHER ADVISORY FUND        | 0.00               | 0.00                | 0.00             | 0.00               |
|             |  | <b>\$ 0.00</b>     | <b>\$ 0.00</b>      | <b>\$ 0.00</b>   | <b>\$ 0.00</b>     |

Reporting Period: February 2024 (FY 2024)  
 As Of Period: 02/29/2024

3/6/24 3:44 PM

**LEXINGTON LOCAL SCHOOLS**  
**Revenue Account Summary**

| Fund-SCC    | Description                                   | FYTDReceivable     | FYTD Received   | MTD Received   | YTD Received    |
|-------------|---|--------------------|-----------------|----------------|-----------------|
| <b>SCC:</b> | <b>9001</b>                                   | <b>\$ 0.00</b>     | <b>\$ 0.00</b>  | <b>\$ 0.00</b> | <b>\$ 0.00</b>  |
| 019-9001    | ACADEMIC BOOSTERS GRANTS                      | \$ 0.00            | \$ 0.00         | \$ 0.00        | \$ 0.00         |
|             |   | <b>\$ 0.00</b>     | <b>\$ 0.00</b>  | <b>\$ 0.00</b> | <b>\$ 0.00</b>  |
| <b>SCC:</b> | <b>9121</b>                                   |                    |                 |                |                 |
| 019-9121    | CENTRAL ELEMENTARY PTO GRANTS                 | 1,100.00           | 60.07           | 9.25           | 17.41           |
|             |   | <b>\$ 1,100.00</b> | <b>\$ 60.07</b> | <b>\$ 9.25</b> | <b>\$ 17.41</b> |
| <b>SCC:</b> | <b>9122</b>                                   |                    |                 |                |                 |
| 019-9122    | EASTERN ELEMENTARY PTO GRANTS                 | 1,100.00           | 62.96           | 9.25           | 17.41           |
|             |   | <b>\$ 1,100.00</b> | <b>\$ 62.96</b> | <b>\$ 9.25</b> | <b>\$ 17.41</b> |
| <b>SCC:</b> | <b>9123</b>                                   |                    |                 |                |                 |
| 019-9123    | WESTERN ELEMENTARY PTO GRANTS                 | 1,100.00           | 61.52           | 9.25           | 17.40           |
|             |   | <b>\$ 1,100.00</b> | <b>\$ 61.52</b> | <b>\$ 9.25</b> | <b>\$ 17.40</b> |
| <b>SCC:</b> | <b>9200</b>                                   |                    |                 |                |                 |
| 019-9200    | RICHLAND COUNTY FOUNDATION GRANT PLAYGROUND   | 0.00               | 0.00            | 0.00           | 0.00            |
|             |   | <b>\$ 0.00</b>     | <b>\$ 0.00</b>  | <b>\$ 0.00</b> | <b>\$ 0.00</b>  |
| <b>SCC:</b> | <b>9201</b>                                   |                    |                 |                |                 |
| 019-9201    | RICHLAND COUNTY FOUNDATION GRANT CENTRAL PRID | 0.00               | 0.00            | 0.00           | 0.00            |
|             |   | <b>\$ 0.00</b>     | <b>\$ 0.00</b>  | <b>\$ 0.00</b> | <b>\$ 0.00</b>  |
| <b>SCC:</b> | <b>9202</b>                                   |                    |                 |                |                 |
| 019-9202    | RICHLAND COUNTY FOUNDATION GRANT-HENSEL FY15  | 0.00               | 0.00            | 0.00           | 0.00            |
|             |   | <b>\$ 0.00</b>     | <b>\$ 0.00</b>  | <b>\$ 0.00</b> | <b>\$ 0.00</b>  |
| <b>SCC:</b> | <b>9204</b>                                   |                    |                 |                |                 |
| 019-9204    | RICHLAND COUNTY FOUNDATION GRANT-PELPHREY 15  | 0.00               | 0.00            | 0.00           | 0.00            |
|             |   | <b>\$ 0.00</b>     | <b>\$ 0.00</b>  | <b>\$ 0.00</b> | <b>\$ 0.00</b>  |
| <b>SCC:</b> | <b>9205</b>                                   |                    |                 |                |                 |
| 019-9205    | RICHLAND CO FOUNDATION GRANT-STAINED GLASS 16 | 0.00               | 0.00            | 0.00           | 0.00            |
|             |   | <b>\$ 0.00</b>     | <b>\$ 0.00</b>  | <b>\$ 0.00</b> | <b>\$ 0.00</b>  |
| <b>SCC:</b> | <b>9206</b>                                   |                    |                 |                |                 |
| 019-9206    | RICHLAND CO FOUNDATION GRANT-SEASONAL SCIE 16 | 0.00               | 0.00            | 0.00           | 0.00            |
|             |   | <b>\$ 0.00</b>     | <b>\$ 0.00</b>  | <b>\$ 0.00</b> | <b>\$ 0.00</b>  |
| <b>SCC:</b> | <b>9207</b>                                   |                    |                 |                |                 |
| 019-9207    | RICHLAND CO FOUNDATION-SCORE COMMON CORE 16   | 0.00               | 0.00            | 0.00           | 0.00            |
|             |   | <b>\$ 0.00</b>     | <b>\$ 0.00</b>  | <b>\$ 0.00</b> | <b>\$ 0.00</b>  |



Reporting Period: February 2024 (FY 2024)  
 As Of Period: 02/29/2024

3/6/24 3:44 PM

**LEXINGTON LOCAL SCHOOLS**  
**Revenue Account Summary**

| Fund-SCC    | Description                                   | FYTDReceivable | FYTD Received  | MTD Received   | YTD Received   |
|-------------|---|----------------|----------------|----------------|----------------|
| <b>SCC:</b> | <b>9208</b>                                   |                |                |                |                |
| 019-9208    | RICHLAND CO FOUND-BUILD A COMM OF READERS     | \$ 0.00        | \$ 0.00        | \$ 0.00        | \$ 0.00        |
|             |   | <b>\$ 0.00</b> | <b>\$ 0.00</b> | <b>\$ 0.00</b> | <b>\$ 0.00</b> |
| <b>SCC:</b> | <b>9209</b>                                   |                |                |                |                |
| 019-9209    | RICH CO FOUND-LEARN TO READ FOR A LIFETIME    | 0.00           | 0.00           | 0.00           | 0.00           |
|             |   | <b>\$ 0.00</b> | <b>\$ 0.00</b> | <b>\$ 0.00</b> | <b>\$ 0.00</b> |
| <b>SCC:</b> | <b>9210</b>                                   |                |                |                |                |
| 019-9210    | RICH CO FOUND-MULTI-SENS APPROACH TO LEARNING | 0.00           | 0.00           | 0.00           | 0.00           |
|             |   | <b>\$ 0.00</b> | <b>\$ 0.00</b> | <b>\$ 0.00</b> | <b>\$ 0.00</b> |
| <b>SCC:</b> | <b>9211</b>                                   |                |                |                |                |
| 019-9211    | RICH CO FOUND-BEE AWARENESS                   | 0.00           | 0.00           | 0.00           | 0.00           |
|             |   | <b>\$ 0.00</b> | <b>\$ 0.00</b> | <b>\$ 0.00</b> | <b>\$ 0.00</b> |
| <b>SCC:</b> | <b>9212</b>                                   |                |                |                |                |
| 019-9212    | RICH CO FOUND-DONT LET THE PIGEON STOP TALK   | 0.00           | 0.00           | 0.00           | 0.00           |
|             |   | <b>\$ 0.00</b> | <b>\$ 0.00</b> | <b>\$ 0.00</b> | <b>\$ 0.00</b> |
| <b>SCC:</b> | <b>9213</b>                                   |                |                |                |                |
| 019-9213    | RICH CO FOUND-BRAIN GAMES 5.0                 | 0.00           | 0.00           | 0.00           | 0.00           |
|             |   | <b>\$ 0.00</b> | <b>\$ 0.00</b> | <b>\$ 0.00</b> | <b>\$ 0.00</b> |
| <b>SCC:</b> | <b>9214</b>                                   |                |                |                |                |
| 019-9214    | RICH CO FOUND-TALKING SENSE TO OUR NUMBERS    | 0.00           | 0.00           | 0.00           | 0.00           |
|             |   | <b>\$ 0.00</b> | <b>\$ 0.00</b> | <b>\$ 0.00</b> | <b>\$ 0.00</b> |
| <b>SCC:</b> | <b>9215</b>                                   |                |                |                |                |
| 019-9215    | RICH CO FOUND-SEE THE CIVILIZATION            | 0.00           | 0.00           | 0.00           | 0.00           |
|             |   | <b>\$ 0.00</b> | <b>\$ 0.00</b> | <b>\$ 0.00</b> | <b>\$ 0.00</b> |
| <b>SCC:</b> | <b>9216</b>                                   |                |                |                |                |
| 019-9216    | RICH CO FOUND-SCIENCE OLYMPIAD                | 0.00           | 0.00           | 0.00           | 0.00           |
|             |   | <b>\$ 0.00</b> | <b>\$ 0.00</b> | <b>\$ 0.00</b> | <b>\$ 0.00</b> |
| <b>SCC:</b> | <b>9217</b>                                   |                |                |                |                |
| 019-9217    | RICH CO FOUND-KICK BACK WITH CLASSICS         | 0.00           | 0.00           | 0.00           | 0.00           |
|             |   | <b>\$ 0.00</b> | <b>\$ 0.00</b> | <b>\$ 0.00</b> | <b>\$ 0.00</b> |
| <b>SCC:</b> | <b>9218</b>                                   |                |                |                |                |
| 019-9218    | RICH CO FOUND-WRITE STUFF STEAM KIT           | 0.00           | 0.00           | 0.00           | 0.00           |
|             |   | <b>\$ 0.00</b> | <b>\$ 0.00</b> | <b>\$ 0.00</b> | <b>\$ 0.00</b> |
| <b>SCC:</b> | <b>9219</b>                                   |                |                |                |                |
| 019-9219    | RICH CO FOUND-CLASSROOM                       | 0.00           | 0.00           | 0.00           | 0.00           |

Reporting Period: February 2024 (FY 2024)  
 As Of Period: 02/29/2024

3/6/24 3:44 PM

**LEXINGTON LOCAL SCHOOLS**  
**Revenue Account Summary**

| Fund-SCC    | Description   | FYTDReceivable     | FYTD Received      | MTD Received   | YTD Received   |
|-------------|---|--------------------|--------------------|----------------|----------------|
|             | LIBRARY   |                    |                    |                |                |
| <b>SCC:</b> | <b>9220</b>   | <b>\$ 0.00</b>     | <b>\$ 0.00</b>     | <b>\$ 0.00</b> | <b>\$ 0.00</b> |
| 019-9220    | RICH CO FOUND-LEGOS AND BUILDING BLOCKS                     | \$ 0.00            | \$ 0.00            | \$ 0.00        | \$ 0.00        |
| <b>SCC:</b> | <b>9221</b>   | <b>\$ 0.00</b>     | <b>\$ 0.00</b>     | <b>\$ 0.00</b> | <b>\$ 0.00</b> |
| 019-9221    | RICH CO FOUND-SCIENCE DISCOVERY BINS                        | 0.00               | 0.00               | 0.00           | 0.00           |
| <b>SCC:</b> | <b>9222</b>   | <b>\$ 0.00</b>     | <b>\$ 0.00</b>     | <b>\$ 0.00</b> | <b>\$ 0.00</b> |
| 019-9222    | RICH CO FOUND-ONE BIG HAPPY FAMILY                          | 0.00               | 0.00               | 0.00           | 0.00           |
| <b>SCC:</b> | <b>9223</b>   | <b>\$ 0.00</b>     | <b>\$ 0.00</b>     | <b>\$ 0.00</b> | <b>\$ 0.00</b> |
| 019-9223    | RICH CO FOUND-MAKER MAVEN STEM                              | 0.00               | 0.00               | 0.00           | 0.00           |
| <b>SCC:</b> | <b>9224</b>   | <b>\$ 0.00</b>     | <b>\$ 0.00</b>     | <b>\$ 0.00</b> | <b>\$ 0.00</b> |
| 019-9224    | RICH CO FOUND-STEM SNAP CIRCUITS                            | 0.00               | 0.00               | 0.00           | 0.00           |
| <b>SCC:</b> | <b>9225</b>   | <b>\$ 0.00</b>     | <b>\$ 0.00</b>     | <b>\$ 0.00</b> | <b>\$ 0.00</b> |
| 019-9225    | RICH CO FOUND GRANT-STEM MATERIALS SNAP CIRCUITS            | 0.00               | 0.00               | 0.00           | 0.00           |
| <b>SCC:</b> | <b>9226</b>   | <b>\$ 0.00</b>     | <b>\$ 0.00</b>     | <b>\$ 0.00</b> | <b>\$ 0.00</b> |
| 019-9226    | RICH CO FOUND GRANT-SCIENCE ENRICH FIELD TRIP               | 0.00               | 0.00               | 0.00           | 0.00           |
| <b>SCC:</b> | <b>9227</b>   | <b>\$ 0.00</b>     | <b>\$ 0.00</b>     | <b>\$ 0.00</b> | <b>\$ 0.00</b> |
| 019-9227    | RICH CO FOUND GRANT-CAREER BOOKS AND ACTIVITIES             | 0.00               | 0.00               | 0.00           | 0.00           |
| <b>SCC:</b> | <b>9228</b>   | <b>\$ 0.00</b>     | <b>\$ 0.00</b>     | <b>\$ 0.00</b> | <b>\$ 0.00</b> |
| 019-9228    | RICH CO FOUND GRANT-SOCIAL STUDIES MAKERSPACE               | 0.00               | 0.00               | 0.00           | 0.00           |
| <b>SCC:</b> | <b>9229</b>   | <b>\$ 0.00</b>     | <b>\$ 0.00</b>     | <b>\$ 0.00</b> | <b>\$ 0.00</b> |
| 019-9229    | RICHLAND CO FOUND GRANT-SCIENCE LAB ACTIVITY REVITALIZATION | 1,322.53           | 1,322.53           | 0.00           | 0.00           |
| <b>SCC:</b> | <b>9230</b>   | <b>\$ 1,322.53</b> | <b>\$ 1,322.53</b> | <b>\$ 0.00</b> | <b>\$ 0.00</b> |

Reporting Period: February 2024 (FY 2024)  
 As Of Period: 02/29/2024

3/6/24 3:44 PM

**LEXINGTON LOCAL SCHOOLS**  
**Revenue Account Summary**

| Fund-SCC    | Description  | FYTDReceivable     | FYTD Received      | MTD Received   | YTD Received   |
|-------------|--|--------------------|--------------------|----------------|----------------|
| 019-9230    | RICHLAND CO FOUND GRANT-STEAMTASTIC LEARNING             | \$ 1,491.87        | \$ 1,491.87        | \$ 0.00        | \$ 0.00        |
| <b>SCC:</b> | <b>9231</b>  | <b>\$ 1,491.87</b> | <b>\$ 1,491.87</b> | <b>\$ 0.00</b> | <b>\$ 0.00</b> |
| 019-9231    | RICHLAND CO FOUND GRANT-SOCIAL STUDIES BOARD GAME STUDIO | 1,413.47           | 1,413.47           | 0.00           | 0.00           |
| <b>SCC:</b> | <b>9232</b>  | <b>\$ 1,413.47</b> | <b>\$ 1,413.47</b> | <b>\$ 0.00</b> | <b>\$ 0.00</b> |
| 019-9232    | RICHLAND CO FOUND GRANT-MARVELOUS MATHEMATICAL THINKING  | 1,046.05           | 1,046.05           | 0.00           | 0.00           |
| <b>SCC:</b> | <b>9233</b>  | <b>\$ 1,046.05</b> | <b>\$ 1,046.05</b> | <b>\$ 0.00</b> | <b>\$ 0.00</b> |
| 019-9233    | RICHLAND CO FOUND GRANT-FOOTPRINT IMPRESSION LAB PROJECT | 1,480.00           | 1,480.00           | 0.00           | 0.00           |
| <b>SCC:</b> | <b>9234</b>  | <b>\$ 1,480.00</b> | <b>\$ 1,480.00</b> | <b>\$ 0.00</b> | <b>\$ 0.00</b> |
| 019-9234    | RICHLAND CO FOUND GRANT-CIRCUIT CRAZE                    | 1,184.63           | 1,184.63           | 0.00           | 0.00           |
| <b>SCC:</b> | <b>9235</b>  | <b>\$ 1,184.63</b> | <b>\$ 1,184.63</b> | <b>\$ 0.00</b> | <b>\$ 0.00</b> |
| 019-9235    | RICHLAND CO FOUND GRANT-NOVELS IN VERSE BOOK CLUB        | 1,075.65           | 1,075.65           | 0.00           | 0.00           |
| <b>SCC:</b> | <b>9236</b>  | <b>\$ 1,075.65</b> | <b>\$ 1,075.65</b> | <b>\$ 0.00</b> | <b>\$ 0.00</b> |
| 019-9236    | RICHLAND CO FOUND GRANT-CODING EXPRESS BY LEGO EDUCATION | 250.00             | 250.00             | 0.00           | 0.00           |
| <b>SCC:</b> | <b>9301</b>  | <b>\$ 250.00</b>   | <b>\$ 250.00</b>   | <b>\$ 0.00</b> | <b>\$ 0.00</b> |
| 019-9301    | RICH CO FOUND/SECO ROBOTICS GRANT (HEIMANN)              | 0.00               | 0.00               | 0.00           | 0.00           |
| <b>SCC:</b> | <b>9302</b>  | <b>\$ 0.00</b>     | <b>\$ 0.00</b>     | <b>\$ 0.00</b> | <b>\$ 0.00</b> |
| 019-9302    | RICH CO RETIRED TEACHERS ASSOC                           | 0.00               | 0.00               | 0.00           | 0.00           |
| <b>SCC:</b> | <b>9303</b>  | <b>\$ 0.00</b>     | <b>\$ 0.00</b>     | <b>\$ 0.00</b> | <b>\$ 0.00</b> |
| 019-9303    | OHIO POWER GRANT (BERRY)                                 | 0.00               | 0.00               | 0.00           | 0.00           |
| <b>SCC:</b> | <b>9304</b>  | <b>\$ 0.00</b>     | <b>\$ 0.00</b>     | <b>\$ 0.00</b> | <b>\$ 0.00</b> |
| 019-9304    | RICHLAND CO RETIRED TEACHERS - HS ENGLISH                | 0.00               | 0.00               | 0.00           | 0.00           |

Reporting Period: February 2024 (FY 2024)  
 As Of Period: 02/29/2024

3/6/24 3:44 PM

**LEXINGTON LOCAL SCHOOLS**  
**Revenue Account Summary**

| Fund-SCC    | Description                                 | FYTDReceivable         | FYTD Received          | MTD Received         | YTD Received           |
|-------------|---|------------------------|------------------------|----------------------|------------------------|
| <b>SCC:</b> | <b>9305</b>                                 | <b>\$ 0.00</b>         | <b>\$ 0.00</b>         | <b>\$ 0.00</b>       | <b>\$ 0.00</b>         |
| 019-9305    | OTHER GRANT                                 | \$ 500.00              | \$ 0.00                | \$ 0.00              | \$ 0.00                |
|             |   | <b>\$ 500.00</b>       | <b>\$ 0.00</b>         | <b>\$ 0.00</b>       | <b>\$ 0.00</b>         |
| <b>SCC:</b> | <b>9401</b>                                 |                        |                        |                      |                        |
| 019-9401    | OTHER GRANT                                 | 0.00                   | 1,084.00               | 0.00                 | 1,084.00               |
|             |   | <b>\$ 0.00</b>         | <b>\$ 1,084.00</b>     | <b>\$ 0.00</b>       | <b>\$ 1,084.00</b>     |
| <b>SCC:</b> | <b>9500</b>                                 |                        |                        |                      |                        |
| 019-9500    | DOLLAR GENERAL LIT FOUND - YOUTH LIT FY16   | 0.00                   | 0.00                   | 0.00                 | 0.00                   |
|             |   | <b>\$ 0.00</b>         | <b>\$ 0.00</b>         | <b>\$ 0.00</b>       | <b>\$ 0.00</b>         |
| <b>SCC:</b> | <b>9502</b>                                 |                        |                        |                      |                        |
| 019-9502    | RICHLAND CO HMG SENSORY GRANT               | 0.00                   | 0.00                   | 0.00                 | 0.00                   |
|             |   | <b>\$ 0.00</b>         | <b>\$ 0.00</b>         | <b>\$ 0.00</b>       | <b>\$ 0.00</b>         |
| <b>SCC:</b> | <b>9616</b>                                 |                        |                        |                      |                        |
| 019-9616    | WALMART TEACHER OF THE YEAR-DANIELLE SAVAGE | 0.00                   | 0.00                   | 0.00                 | 0.00                   |
|             |   | <b>\$ 0.00</b>         | <b>\$ 0.00</b>         | <b>\$ 0.00</b>       | <b>\$ 0.00</b>         |
| <b>SCC:</b> | <b>9601</b>                                 |                        |                        |                      |                        |
| 022-9601    | OHSAA TOURNAMENT AGENCY FUND                | 0.00                   | 6,998.00               | 0.00                 | 0.00                   |
|             |   | <b>\$ 0.00</b>         | <b>\$ 6,998.00</b>     | <b>\$ 0.00</b>       | <b>\$ 0.00</b>         |
| <b>SCC:</b> | <b>0000</b>                                 |                        |                        |                      |                        |
| 024-0000    | EMPLOYEE BENEFITS FUND FOR MEDICAL/DENTAL   | 5,490,241.05           | 3,825,830.14           | 506,969.85           | 1,010,223.18           |
| 034-0000    | OFCC PROJECT MAINTENANCE FUND               | 189,025.69             | 104,910.11             | 21,580.00            | 29,590.00              |
|             |   | <b>\$ 5,679,266.74</b> | <b>\$ 3,930,740.25</b> | <b>\$ 528,549.85</b> | <b>\$ 1,039,813.18</b> |
| <b>SCC:</b> | <b>9101</b>                                 |                        |                        |                      |                        |
| 200-9101    | HIGH SCHOOL ART CLUB                        | 0.00                   | 0.00                   | 0.00                 | 0.00                   |
|             |   | <b>\$ 0.00</b>         | <b>\$ 0.00</b>         | <b>\$ 0.00</b>       | <b>\$ 0.00</b>         |
| <b>SCC:</b> | <b>9102</b>                                 |                        |                        |                      |                        |
| 200-9102    | HIGH SCHOOL DRAMA CLUB                      | 12,088.93              | 0.00                   | 0.00                 | 0.00                   |
|             |   | <b>\$ 12,088.93</b>    | <b>\$ 0.00</b>         | <b>\$ 0.00</b>       | <b>\$ 0.00</b>         |
| <b>SCC:</b> | <b>9103</b>                                 |                        |                        |                      |                        |
| 200-9103    | HIGH SCHOOL MATH CLUB                       | 0.00                   | 0.00                   | 0.00                 | 0.00                   |
|             |   | <b>\$ 0.00</b>         | <b>\$ 0.00</b>         | <b>\$ 0.00</b>       | <b>\$ 0.00</b>         |
| <b>SCC:</b> | <b>9104</b>                                 |                        |                        |                      |                        |
| 200-9104    | HIGH SCHOOL LEADERSHIP COUNCIL              | 0.00                   | 300.00                 | 100.00               | 300.00                 |
|             |   | <b>\$ 0.00</b>         | <b>\$ 300.00</b>       | <b>\$ 100.00</b>     | <b>\$ 300.00</b>       |
| <b>SCC:</b> | <b>9105</b>                                 |                        |                        |                      |                        |

Reporting Period: February 2024 (FY 2024)  
 As Of Period: 02/29/2024

3/6/24 3:44 PM

**LEXINGTON LOCAL SCHOOLS**  
**Revenue Account Summary**

| Fund-SCC    | Description                        | FYTDReceivable     | FYTD Received      | MTD Received       | YTD Received       |
|-------------|------------------------------------|--------------------|--------------------|--------------------|--------------------|
| 200-9105    | HIGH SCHOOL FRENCH CLUB            | \$ 105.00          | \$ 0.00            | \$ 0.00            | \$ 0.00            |
|             |                                    | <b>\$ 105.00</b>   | <b>\$ 0.00</b>     | <b>\$ 0.00</b>     | <b>\$ 0.00</b>     |
| <b>SCC:</b> | <b>9107</b>                        |                    |                    |                    |                    |
| 200-9107    | HIGH SCHOOL SPANISH CLUB           | 0.00               | 420.00             | 0.00               | 0.00               |
|             |                                    | <b>\$ 0.00</b>     | <b>\$ 420.00</b>   | <b>\$ 0.00</b>     | <b>\$ 0.00</b>     |
| <b>SCC:</b> | <b>9108</b>                        |                    |                    |                    |                    |
| 200-9108    | HIGH SCHOOL LEO CLUB               | 417.45             | 816.68             | 0.00               | 0.00               |
|             |                                    | <b>\$ 417.45</b>   | <b>\$ 816.68</b>   | <b>\$ 0.00</b>     | <b>\$ 0.00</b>     |
| <b>SCC:</b> | <b>9114</b>                        |                    |                    |                    |                    |
| 200-9114    | HIGH SCHOOL STUDENT COUNCIL FUND   | 6,186.00           | 2,766.00           | 2,151.00           | 2,151.00           |
|             |                                    | <b>\$ 6,186.00</b> | <b>\$ 2,766.00</b> | <b>\$ 2,151.00</b> | <b>\$ 2,151.00</b> |
| <b>SCC:</b> | <b>9115</b>                        |                    |                    |                    |                    |
| 200-9115    | HIGH SCHOOL KEY CLUB               | 891.00             | 1,745.00           | 0.00               | 0.00               |
|             |                                    | <b>\$ 891.00</b>   | <b>\$ 1,745.00</b> | <b>\$ 0.00</b>     | <b>\$ 0.00</b>     |
| <b>SCC:</b> | <b>9116</b>                        |                    |                    |                    |                    |
| 200-9116    | HIGH SCHOOL CHESS CLUB             | 0.00               | 0.00               | 0.00               | 0.00               |
|             |                                    | <b>\$ 0.00</b>     | <b>\$ 0.00</b>     | <b>\$ 0.00</b>     | <b>\$ 0.00</b>     |
| <b>SCC:</b> | <b>9119</b>                        |                    |                    |                    |                    |
| 200-9119    | HIGH SCHOOL YEARBOOK FUND          | 8,718.00           | 9,631.00           | 10.00              | 860.00             |
|             |                                    | <b>\$ 8,718.00</b> | <b>\$ 9,631.00</b> | <b>\$ 10.00</b>    | <b>\$ 860.00</b>   |
| <b>SCC:</b> | <b>9120</b>                        |                    |                    |                    |                    |
| 200-9120    | HIGH SCHOOL JOURNALISM FUND        | 0.00               | 0.00               | 0.00               | 0.00               |
|             |                                    | <b>\$ 0.00</b>     | <b>\$ 0.00</b>     | <b>\$ 0.00</b>     | <b>\$ 0.00</b>     |
| <b>SCC:</b> | <b>9121</b>                        |                    |                    |                    |                    |
| 200-9121    | HIGH SCHOOL NATIONAL HONOR SOCIETY | 5,770.00           | 3,633.00           | 0.00               | 725.00             |
|             |                                    | <b>\$ 5,770.00</b> | <b>\$ 3,633.00</b> | <b>\$ 0.00</b>     | <b>\$ 725.00</b>   |
| <b>SCC:</b> | <b>9160</b>                        |                    |                    |                    |                    |
| 200-9160    | HIGH SCHOOL GERMAN CLUB            | 0.00               | 0.00               | 0.00               | 0.00               |
|             |                                    | <b>\$ 0.00</b>     | <b>\$ 0.00</b>     | <b>\$ 0.00</b>     | <b>\$ 0.00</b>     |
| <b>SCC:</b> | <b>9201</b>                        |                    |                    |                    |                    |
| 200-9201    | JUNIOR HIGH ART CLUB               | 777.18             | 0.00               | 0.00               | 0.00               |
|             |                                    | <b>\$ 777.18</b>   | <b>\$ 0.00</b>     | <b>\$ 0.00</b>     | <b>\$ 0.00</b>     |
| <b>SCC:</b> | <b>9204</b>                        |                    |                    |                    |                    |
| 200-9204    | JUNIOR HIGH STUDENT COUNCIL FUND   | 1,266.00           | 946.00             | 0.00               | 0.00               |
|             |                                    | <b>\$ 1,266.00</b> | <b>\$ 946.00</b>   | <b>\$ 0.00</b>     | <b>\$ 0.00</b>     |
| <b>SCC:</b> | <b>9205</b>                        |                    |                    |                    |                    |
| 200-9205    | JUNIOR HIGH LIBRARY CLUB           | 0.00               | 0.00               | 0.00               | 0.00               |
|             |                                    | <b>\$ 0.00</b>     | <b>\$ 0.00</b>     | <b>\$ 0.00</b>     | <b>\$ 0.00</b>     |
| <b>SCC:</b> | <b>9301</b>                        |                    |                    |                    |                    |

Reporting Period: February 2024 (FY 2024)

As Of Period: 02/29/2024

3/6/24 3:44 PM

**LEXINGTON LOCAL SCHOOLS**  
**Revenue Account Summary**

| Fund-SCC    | Description                                 | FYTDReceivable       | FYTD Received        | MTD Received       | YTD Received        |
|-------------|---|----------------------|----------------------|--------------------|---------------------|
| 200-9301    | EASTERN ELEMENTARY STUDENT<br>ACTIVITY FUND | \$ 3,476.77          | \$ 0.00              | \$ 0.00            | \$ 0.00             |
|             |   | <b>\$ 3,476.77</b>   | <b>\$ 0.00</b>       | <b>\$ 0.00</b>     | <b>\$ 0.00</b>      |
| <b>SCC:</b> | <b>9302</b>                                 |                      |                      |                    |                     |
| 200-9302    | EASTERN ELEMENTARY ROBOTICS<br>FUND         | 0.00                 | 0.00                 | 0.00               | 0.00                |
|             |   | <b>\$ 0.00</b>       | <b>\$ 0.00</b>       | <b>\$ 0.00</b>     | <b>\$ 0.00</b>      |
| <b>SCC:</b> | <b>9401</b>                                 |                      |                      |                    |                     |
| 200-9401    | CENTRAL ELEMENTARY STUDENT<br>ACTIVITY FUND | 0.00                 | 0.00                 | 0.00               | 0.00                |
|             |   | <b>\$ 0.00</b>       | <b>\$ 0.00</b>       | <b>\$ 0.00</b>     | <b>\$ 0.00</b>      |
| <b>SCC:</b> | <b>9611</b>                                 |                      |                      |                    |                     |
| 200-9611    | HIGH SCHOOL INFORMED TEENS<br>FUND          | 0.00                 | 103.82               | 79.55              | 79.55               |
|             |   | <b>\$ 0.00</b>       | <b>\$ 103.82</b>     | <b>\$ 79.55</b>    | <b>\$ 79.55</b>     |
| <b>SCC:</b> | <b>9612</b>                                 |                      |                      |                    |                     |
| 200-9612    | JUNIOR HIGH INFORMED TEENS<br>FUND          | 1,154.22             | 10.14                | 0.00               | 0.00                |
|             |   | <b>\$ 1,154.22</b>   | <b>\$ 10.14</b>      | <b>\$ 0.00</b>     | <b>\$ 0.00</b>      |
| <b>SCC:</b> | <b>9106</b>                                 |                      |                      |                    |                     |
| 300-9106    | HIGH SCHOOL INTRAMURALS                     | 0.00                 | 0.00                 | 0.00               | 0.00                |
|             |   | <b>\$ 0.00</b>       | <b>\$ 0.00</b>       | <b>\$ 0.00</b>     | <b>\$ 0.00</b>      |
| <b>SCC:</b> | <b>9115</b>                                 |                      |                      |                    |                     |
| 300-9115    | JAZZ BAND                                   | 0.00                 | 0.00                 | 0.00               | 0.00                |
|             |   | <b>\$ 0.00</b>       | <b>\$ 0.00</b>       | <b>\$ 0.00</b>     | <b>\$ 0.00</b>      |
| <b>SCC:</b> | <b>9116</b>                                 |                      |                      |                    |                     |
| 300-9116    | CHOIR                                       | 0.00                 | 0.00                 | 0.00               | 0.00                |
|             |   | <b>\$ 0.00</b>       | <b>\$ 0.00</b>       | <b>\$ 0.00</b>     | <b>\$ 0.00</b>      |
| <b>SCC:</b> | <b>9206</b>                                 |                      |                      |                    |                     |
| 300-9206    | JUNIOR HIGH PHYS ED<br>DEPARTMENT FUND      | 786.00               | 0.00                 | 0.00               | 0.00                |
|             |   | <b>\$ 786.00</b>     | <b>\$ 0.00</b>       | <b>\$ 0.00</b>     | <b>\$ 0.00</b>      |
| <b>SCC:</b> | <b>9210</b>                                 |                      |                      |                    |                     |
| 300-9210    | JR HIGH INSTRUMENTAL                        | 0.00                 | 0.00                 | 0.00               | 0.00                |
|             |   | <b>\$ 0.00</b>       | <b>\$ 0.00</b>       | <b>\$ 0.00</b>     | <b>\$ 0.00</b>      |
| <b>SCC:</b> | <b>9600</b>                                 |                      |                      |                    |                     |
| 300-9600    | ATHLETIC FUND                               | 256,500.00           | 225,179.64           | 9,460.13           | 39,493.43           |
|             |   | <b>\$ 256,500.00</b> | <b>\$ 225,179.64</b> | <b>\$ 9,460.13</b> | <b>\$ 39,493.43</b> |
| <b>SCC:</b> | <b>9601</b>                                 |                      |                      |                    |                     |
| 300-9601    | ATHLETIC CAPITAL FUND                       | 37,000.00            | 33,500.00            | 0.00               | 0.00                |
|             |   | <b>\$ 37,000.00</b>  | <b>\$ 33,500.00</b>  | <b>\$ 0.00</b>     | <b>\$ 0.00</b>      |
| <b>SCC:</b> | <b>9602</b>                                 |                      |                      |                    |                     |
| 300-9602    | ORCHESTRA                                   | 0.00                 | 0.00                 | 0.00               | 0.00                |

Reporting Period: February 2024 (FY 2024)  
 As Of Period: 02/29/2024

3/6/24 3:44 PM

**LEXINGTON LOCAL SCHOOLS**  
**Revenue Account Summary**

| Fund-SCC    | Description                       | FYTDReceivable     | FYTD Received      | MTD Received   | YTD Received   |
|-------------|-----------------------------------|--------------------|--------------------|----------------|----------------|
| <b>SCC:</b> | <b>9603</b>                       | <b>\$ 0.00</b>     | <b>\$ 0.00</b>     | <b>\$ 0.00</b> | <b>\$ 0.00</b> |
| 300-9603    | ELEMENTARY MUSIC                  | \$ 0.00            | \$ 0.00            | \$ 0.00        | \$ 0.00        |
|             |                                   | <b>\$ 0.00</b>     | <b>\$ 0.00</b>     | <b>\$ 0.00</b> | <b>\$ 0.00</b> |
| <b>SCC:</b> | <b>9605</b>                       |                    |                    |                |                |
| 300-9605    | BAND                              | 0.00               | 0.00               | 0.00           | 0.00           |
|             |                                   | <b>\$ 0.00</b>     | <b>\$ 0.00</b>     | <b>\$ 0.00</b> | <b>\$ 0.00</b> |
| <b>SCC:</b> | <b>9020</b>                       |                    |                    |                |                |
| 451-9020    | Network Connectivity FY 2020      | 0.00               | 0.00               | 0.00           | 0.00           |
|             |                                   | <b>\$ 0.00</b>     | <b>\$ 0.00</b>     | <b>\$ 0.00</b> | <b>\$ 0.00</b> |
| <b>SCC:</b> | <b>9021</b>                       |                    |                    |                |                |
| 451-9021    | Network Connectivity FY 2021      | 0.00               | 0.00               | 0.00           | 0.00           |
|             |                                   | <b>\$ 0.00</b>     | <b>\$ 0.00</b>     | <b>\$ 0.00</b> | <b>\$ 0.00</b> |
| <b>SCC:</b> | <b>9022</b>                       |                    |                    |                |                |
| 451-9022    | Network Connectivity FY2022       | 0.00               | 0.00               | 0.00           | 0.00           |
|             |                                   | <b>\$ 0.00</b>     | <b>\$ 0.00</b>     | <b>\$ 0.00</b> | <b>\$ 0.00</b> |
| <b>SCC:</b> | <b>9023</b>                       |                    |                    |                |                |
| 451-9023    | DATA COMMUNICATION FUND           | 9,000.00           | 230.50             | 0.00           | 0.00           |
|             |                                   | <b>\$ 9,000.00</b> | <b>\$ 230.50</b>   | <b>\$ 0.00</b> | <b>\$ 0.00</b> |
| <b>SCC:</b> | <b>9024</b>                       |                    |                    |                |                |
| 451-9024    | DATA COMMUNICATION FUND           | 0.00               | 4,500.00           | 0.00           | 0.00           |
|             |                                   | <b>\$ 0.00</b>     | <b>\$ 4,500.00</b> | <b>\$ 0.00</b> | <b>\$ 0.00</b> |
| <b>SCC:</b> | <b>9922</b>                       |                    |                    |                |                |
| 451-9922    | Emergency Connectivity FY2022     | 0.00               | 0.00               | 0.00           | 0.00           |
|             |                                   | <b>\$ 0.00</b>     | <b>\$ 0.00</b>     | <b>\$ 0.00</b> | <b>\$ 0.00</b> |
| <b>SCC:</b> | <b>0000</b>                       |                    |                    |                |                |
| 467-0000    | STUDENT WELLNESS AND SUCCESS FUND | 0.00               | 0.00               | 0.00           | 0.00           |
|             |                                   | <b>\$ 0.00</b>     | <b>\$ 0.00</b>     | <b>\$ 0.00</b> | <b>\$ 0.00</b> |
| <b>SCC:</b> | <b>9020</b>                       |                    |                    |                |                |
| 499-9020    | SCHOOL SAFETY GRANT FY20          | 0.00               | 0.00               | 0.00           | 0.00           |
|             |                                   | <b>\$ 0.00</b>     | <b>\$ 0.00</b>     | <b>\$ 0.00</b> | <b>\$ 0.00</b> |
| <b>SCC:</b> | <b>9021</b>                       |                    |                    |                |                |
| 499-9021    | SCHOOL SAFETY GRANT FY21          | 0.00               | 0.00               | 0.00           | 0.00           |
|             |                                   | <b>\$ 0.00</b>     | <b>\$ 0.00</b>     | <b>\$ 0.00</b> | <b>\$ 0.00</b> |
| <b>SCC:</b> | <b>9022</b>                       |                    |                    |                |                |
| 499-9022    | SCHOOL SAFETY GRANT FY22          | 0.00               | 0.00               | 0.00           | 0.00           |
|             |                                   | <b>\$ 0.00</b>     | <b>\$ 0.00</b>     | <b>\$ 0.00</b> | <b>\$ 0.00</b> |
| <b>SCC:</b> | <b>9023</b>                       |                    |                    |                |                |
| 499-9023    | MISCELLANEOUS STATE GRANT FUND    | 0.00               | 0.00               | 0.00           | 0.00           |

Reporting Period: February 2024 (FY 2024)  
 As Of Period: 02/29/2024

3/6/24 3:44 PM

**LEXINGTON LOCAL SCHOOLS**  
**Revenue Account Summary**

| Fund-SCC    | Description   | FYTDReceivable       | FYTD Received        | MTD Received        | YTD Received        |
|-------------|---|----------------------|----------------------|---------------------|---------------------|
| <b>SCC:</b> | <b>9024</b>   | <b>\$ 0.00</b>       | <b>\$ 0.00</b>       | <b>\$ 0.00</b>      | <b>\$ 0.00</b>      |
| 499-9024    | MISCELLANEOUS STATE GRANT FUND                        | \$ 0.00              | \$ 10,084.58         | \$ 10,084.58        | \$ 10,084.58        |
|             |   | <b>\$ 0.00</b>       | <b>\$ 10,084.58</b>  | <b>\$ 10,084.58</b> | <b>\$ 10,084.58</b> |
| <b>SCC:</b> | <b>9101</b>   |                      |                      |                     |                     |
| 499-9101    | STATE GRANT 2001 READING IMPROV.INCENT-CENTRA         | 0.00                 | 0.00                 | 0.00                | 0.00                |
|             |   | <b>\$ 0.00</b>       | <b>\$ 0.00</b>       | <b>\$ 0.00</b>      | <b>\$ 0.00</b>      |
| <b>SCC:</b> | <b>9121</b>   |                      |                      |                     |                     |
| 499-9121    | SCHOOL BUS PURCHASE PROGRAM                           | 0.00                 | 0.00                 | 0.00                | 0.00                |
|             |   | <b>\$ 0.00</b>       | <b>\$ 0.00</b>       | <b>\$ 0.00</b>      | <b>\$ 0.00</b>      |
| <b>SCC:</b> | <b>9122</b>   |                      |                      |                     |                     |
| 499-9122    | SCHOOL BUS PURCHASE PROGRAM                           | 0.00                 | 0.00                 | 0.00                | 0.00                |
|             |   | <b>\$ 0.00</b>       | <b>\$ 0.00</b>       | <b>\$ 0.00</b>      | <b>\$ 0.00</b>      |
| <b>SCC:</b> | <b>9123</b>   |                      |                      |                     |                     |
| 499-9123    | MISCELLANEOUS STATE GRANT FUND                        | 0.00                 | 0.00                 | 0.00                | 0.00                |
|             |   | <b>\$ 0.00</b>       | <b>\$ 0.00</b>       | <b>\$ 0.00</b>      | <b>\$ 0.00</b>      |
| <b>SCC:</b> | <b>9922</b>   |                      |                      |                     |                     |
| 499-9922    | MISCELLANEOUS STATE GRANT FUND                        | 0.00                 | 0.00                 | 0.00                | 0.00                |
|             |   | <b>\$ 0.00</b>       | <b>\$ 0.00</b>       | <b>\$ 0.00</b>      | <b>\$ 0.00</b>      |
| <b>SCC:</b> | <b>9913</b>   |                      |                      |                     |                     |
| 506-9913    | OHIO RESIDENT EDUCATOR PROGRAM                        | 0.00                 | 0.00                 | 0.00                | 0.00                |
|             |   | <b>\$ 0.00</b>       | <b>\$ 0.00</b>       | <b>\$ 0.00</b>      | <b>\$ 0.00</b>      |
| <b>SCC:</b> | <b>9914</b>   |                      |                      |                     |                     |
| 506-9914    | OHIO RESIDENT EDUCATOR PROGRAM                        | 0.00                 | 0.00                 | 0.00                | 0.00                |
|             |   | <b>\$ 0.00</b>       | <b>\$ 0.00</b>       | <b>\$ 0.00</b>      | <b>\$ 0.00</b>      |
| <b>SCC:</b> | <b>0000</b>   |                      |                      |                     |                     |
| 507-0000    | ELEMENTARY AND SECONDARY SCHOOL EMERGENCY RELIEF FUND | 0.00                 | 0.00                 | 0.00                | 0.00                |
|             |   | <b>\$ 0.00</b>       | <b>\$ 0.00</b>       | <b>\$ 0.00</b>      | <b>\$ 0.00</b>      |
| <b>SCC:</b> | <b>9021</b>   |                      |                      |                     |                     |
| 507-9021    | ESSER FUNDING FY21                                    | 0.00                 | 0.00                 | 0.00                | 0.00                |
|             |   | <b>\$ 0.00</b>       | <b>\$ 0.00</b>       | <b>\$ 0.00</b>      | <b>\$ 0.00</b>      |
| <b>SCC:</b> | <b>9022</b>   |                      |                      |                     |                     |
| 507-9022    | ESSER ARP FUNDING                                     | 626,273.39           | 569,086.14           | 4,269.16            | 28,657.66           |
| <b>SCC:</b> | <b>9023</b>   | <b>\$ 626,273.39</b> | <b>\$ 569,086.14</b> | <b>\$ 4,269.16</b>  | <b>\$ 28,657.66</b> |



Reporting Period: February 2024 (FY 2024)  
 As Of Period: 02/29/2024

3/6/24 3:44 PM

**LEXINGTON LOCAL SCHOOLS**  
**Revenue Account Summary**

| Fund-SCC    | Description   | FYTDReceivable       | FYTD Received        | MTD Received        | YTD Received         |
|-------------|---|----------------------|----------------------|---------------------|----------------------|
| 507-9023    | ELEMENTARY AND SECONDARY SCHOOL EMERGENCY RELIEF FUND | \$ 0.00              | \$ 0.00              | \$ 0.00             | \$ 0.00              |
|             |   | <b>\$ 0.00</b>       | <b>\$ 0.00</b>       | <b>\$ 0.00</b>      | <b>\$ 0.00</b>       |
| <b>SCC:</b> | <b>9921</b>   |                      |                      |                     |                      |
| 507-9921    | ESSER II FUNDING                                      | 0.00                 | 0.00                 | 0.00                | 0.00                 |
|             |   | <b>\$ 0.00</b>       | <b>\$ 0.00</b>       | <b>\$ 0.00</b>      | <b>\$ 0.00</b>       |
| <b>SCC:</b> | <b>9021</b>   |                      |                      |                     |                      |
| 510-9021    | CRF FUNDING FY21                                      | 0.00                 | 0.00                 | 0.00                | 0.00                 |
|             |   | <b>\$ 0.00</b>       | <b>\$ 0.00</b>       | <b>\$ 0.00</b>      | <b>\$ 0.00</b>       |
| <b>SCC:</b> | <b>9020</b>   |                      |                      |                     |                      |
| 516-9020    | IDEA-B SPECIAL EDUCATION FY20                         | 0.00                 | 0.00                 | 0.00                | 0.00                 |
|             |   | <b>\$ 0.00</b>       | <b>\$ 0.00</b>       | <b>\$ 0.00</b>      | <b>\$ 0.00</b>       |
| <b>SCC:</b> | <b>9021</b>   |                      |                      |                     |                      |
| 516-9021    | IDEA-B SPECIAL EDUCATION FY21                         | 0.00                 | 0.00                 | 0.00                | 0.00                 |
|             |   | <b>\$ 0.00</b>       | <b>\$ 0.00</b>       | <b>\$ 0.00</b>      | <b>\$ 0.00</b>       |
| <b>SCC:</b> | <b>9022</b>   |                      |                      |                     |                      |
| 516-9022    | IDEA-B SPECIAL EDUCATION FY22                         | 0.00                 | 0.00                 | 0.00                | 0.00                 |
|             |   | <b>\$ 0.00</b>       | <b>\$ 0.00</b>       | <b>\$ 0.00</b>      | <b>\$ 0.00</b>       |
| <b>SCC:</b> | <b>9023</b>   |                      |                      |                     |                      |
| 516-9023    | IDEA PART B GRANTS                                    | 0.00                 | 0.00                 | 0.00                | 0.00                 |
|             |   | <b>\$ 0.00</b>       | <b>\$ 0.00</b>       | <b>\$ 0.00</b>      | <b>\$ 0.00</b>       |
| <b>SCC:</b> | <b>9024</b>   |                      |                      |                     |                      |
| 516-9024    | IDEA PART B GRANTS                                    | 548,857.90           | 429,081.16           | 38,879.60           | 108,834.22           |
|             |   | <b>\$ 548,857.90</b> | <b>\$ 429,081.16</b> | <b>\$ 38,879.60</b> | <b>\$ 108,834.22</b> |
| <b>SCC:</b> | <b>9922</b>   |                      |                      |                     |                      |
| 516-9922    | IDEA PART B GRANTS                                    | 0.00                 | 0.00                 | 0.00                | 0.00                 |
|             |   | <b>\$ 0.00</b>       | <b>\$ 0.00</b>       | <b>\$ 0.00</b>      | <b>\$ 0.00</b>       |
| <b>SCC:</b> | <b>9020</b>   |                      |                      |                     |                      |
| 572-9020    | TITLE I FY20  | 0.00                 | 0.00                 | 0.00                | 0.00                 |
|             |   | <b>\$ 0.00</b>       | <b>\$ 0.00</b>       | <b>\$ 0.00</b>      | <b>\$ 0.00</b>       |
| <b>SCC:</b> | <b>9021</b>   |                      |                      |                     |                      |
| 572-9021    | TITLE I FY21  | 0.00                 | 0.00                 | 0.00                | 0.00                 |
|             |   | <b>\$ 0.00</b>       | <b>\$ 0.00</b>       | <b>\$ 0.00</b>      | <b>\$ 0.00</b>       |
| <b>SCC:</b> | <b>9022</b>   |                      |                      |                     |                      |
| 572-9022    | TITLE I FY22  | 0.00                 | 0.00                 | 0.00                | 0.00                 |
|             |   | <b>\$ 0.00</b>       | <b>\$ 0.00</b>       | <b>\$ 0.00</b>      | <b>\$ 0.00</b>       |
| <b>SCC:</b> | <b>9023</b>   |                      |                      |                     |                      |
| 572-9023    | TITLE I DISADVANTAGED CHILDREN                        | 3,243.26             | 3,243.26             | 0.00                | 0.00                 |
|             |   | <b>\$ 3,243.26</b>   | <b>\$ 3,243.26</b>   | <b>\$ 0.00</b>      | <b>\$ 0.00</b>       |
| <b>SCC:</b> | <b>9024</b>   |                      |                      |                     |                      |

Reporting Period: February 2024 (FY 2024)  
 As Of Period: 02/29/2024

3/6/24 3:44 PM

**LEXINGTON LOCAL SCHOOLS**  
**Revenue Account Summary**

| Fund-SCC    | Description  | FYTDReceivable       | FYTD Received        | MTD Received        | YTD Received        |
|-------------|--|----------------------|----------------------|---------------------|---------------------|
| 572-9024    | TITLE I DISADVANTAGED CHILDREN                                     | \$ 270,230.63        | \$ 130,496.18        | \$ 6,884.14         | \$ 49,378.25        |
|             |  | <b>\$ 270,230.63</b> | <b>\$ 130,496.18</b> | <b>\$ 6,884.14</b>  | <b>\$ 49,378.25</b> |
| <b>SCC:</b> | <b>9921</b>  |                      |                      |                     |                     |
| 572-9921    | EOEC   | 0.00                 | 0.00                 | 0.00                | 0.00                |
|             |  | <b>\$ 0.00</b>       | <b>\$ 0.00</b>       | <b>\$ 0.00</b>      | <b>\$ 0.00</b>      |
| <b>SCC:</b> | <b>9922</b>  |                      |                      |                     |                     |
| 572-9922    | TITLE I DISADVANTAGED CHILDREN                                     | 0.00                 | 0.00                 | 0.00                | 0.00                |
|             |  | <b>\$ 0.00</b>       | <b>\$ 0.00</b>       | <b>\$ 0.00</b>      | <b>\$ 0.00</b>      |
| <b>SCC:</b> | <b>9923</b>  |                      |                      |                     |                     |
| 572-9923    | TITLE I DISADVANTAGED CHILDREN                                     | 0.00                 | 0.00                 | 0.00                | 0.00                |
|             |  | <b>\$ 0.00</b>       | <b>\$ 0.00</b>       | <b>\$ 0.00</b>      | <b>\$ 0.00</b>      |
| <b>SCC:</b> | <b>9022</b>  |                      |                      |                     |                     |
| 584-9022    | TITLE IV FY22  | 0.00                 | 0.00                 | 0.00                | 0.00                |
|             |  | <b>\$ 0.00</b>       | <b>\$ 0.00</b>       | <b>\$ 0.00</b>      | <b>\$ 0.00</b>      |
| <b>SCC:</b> | <b>9023</b>  |                      |                      |                     |                     |
| 584-9023    | TITLE IV, PART A, STUDENT SUPPORT AND ACADEMIC ENRICHMENT PROGRAMS | 0.00                 | 0.00                 | 0.00                | 0.00                |
|             |  | <b>\$ 0.00</b>       | <b>\$ 0.00</b>       | <b>\$ 0.00</b>      | <b>\$ 0.00</b>      |
| <b>SCC:</b> | <b>9024</b>  |                      |                      |                     |                     |
| 584-9024    | TITLE IV, PART A, STUDENT SUPPORT AND ACADEMIC ENRICHMENT PROGRAMS | 20,671.03            | 18,603.92            | 18,603.92           | 18,603.92           |
|             |  | <b>\$ 20,671.03</b>  | <b>\$ 18,603.92</b>  | <b>\$ 18,603.92</b> | <b>\$ 18,603.92</b> |
| <b>SCC:</b> | <b>9924</b>  |                      |                      |                     |                     |
| 584-9924    | TITLE IV, PART A, STUDENT SUPPORT AND ACADEMIC ENRICHMENT PROGRAMS | 67,818.24            | 0.00                 | 0.00                | 0.00                |
|             |  | <b>\$ 67,818.24</b>  | <b>\$ 0.00</b>       | <b>\$ 0.00</b>      | <b>\$ 0.00</b>      |
| <b>SCC:</b> | <b>9020</b>  |                      |                      |                     |                     |
| 587-9020    | EARLY CHILDHOOD SPECIAL EDUCATION IDEA FY20                        | 0.00                 | 0.00                 | 0.00                | 0.00                |
|             |  | <b>\$ 0.00</b>       | <b>\$ 0.00</b>       | <b>\$ 0.00</b>      | <b>\$ 0.00</b>      |
| <b>SCC:</b> | <b>9021</b>  |                      |                      |                     |                     |
| 587-9021    | EARLY CHILDHOOD SPECIAL EDUCATION IDEA FY21                        | 0.00                 | 0.00                 | 0.00                | 0.00                |
|             |  | <b>\$ 0.00</b>       | <b>\$ 0.00</b>       | <b>\$ 0.00</b>      | <b>\$ 0.00</b>      |
| <b>SCC:</b> | <b>9022</b>  |                      |                      |                     |                     |
| 587-9022    | EARLY CHILDHOOD SPECIAL EDUCATION IDEA FY22                        | 0.00                 | 0.00                 | 0.00                | 0.00                |
|             |  | <b>\$ 0.00</b>       | <b>\$ 0.00</b>       | <b>\$ 0.00</b>      | <b>\$ 0.00</b>      |

Reporting Period: February 2024 (FY 2024)  
 As Of Period: 02/29/2024

3/6/24 3:44 PM

**LEXINGTON LOCAL SCHOOLS**  
**Revenue Account Summary**

| Fund-SCC    | Description                               | FYTDReceivable      | FYTD Received       | MTD Received        | YTD Received        |
|-------------|---|---------------------|---------------------|---------------------|---------------------|
| <b>SCC:</b> | <b>9023</b>                               |                     |                     |                     |                     |
| 587-9023    | IDEA PRESCHOOL-HANDICAPPED                | \$ 0.00             | \$ 0.00             | \$ 0.00             | \$ 0.00             |
|             |   | <b>\$ 0.00</b>      | <b>\$ 0.00</b>      | <b>\$ 0.00</b>      | <b>\$ 0.00</b>      |
| <b>SCC:</b> | <b>9024</b>                               |                     |                     |                     |                     |
| 587-9024    | IDEA PRESCHOOL-HANDICAPPED                | 24,547.56           | 16,078.96           | 15,849.02           | 15,849.02           |
|             |   | <b>\$ 24,547.56</b> | <b>\$ 16,078.96</b> | <b>\$ 15,849.02</b> | <b>\$ 15,849.02</b> |
| <b>SCC:</b> | <b>9922</b>                               |                     |                     |                     |                     |
| 587-9922    | IDEA PRESCHOOL-HANDICAPPED                | 0.00                | 0.00                | 0.00                | 0.00                |
|             |   | <b>\$ 0.00</b>      | <b>\$ 0.00</b>      | <b>\$ 0.00</b>      | <b>\$ 0.00</b>      |
| <b>SCC:</b> | <b>9923</b>                               |                     |                     |                     |                     |
| 587-9923    | IDEA PRESCHOOL-HANDICAPPED                | 0.00                | 0.00                | 0.00                | 0.00                |
|             |   | <b>\$ 0.00</b>      | <b>\$ 0.00</b>      | <b>\$ 0.00</b>      | <b>\$ 0.00</b>      |
| <b>SCC:</b> | <b>9020</b>                               |                     |                     |                     |                     |
| 590-9020    | TITLE II-A IMPROVING TEACHER QUALITY FY20 | 0.00                | 0.00                | 0.00                | 0.00                |
|             |   | <b>\$ 0.00</b>      | <b>\$ 0.00</b>      | <b>\$ 0.00</b>      | <b>\$ 0.00</b>      |
| <b>SCC:</b> | <b>9021</b>                               |                     |                     |                     |                     |
| 590-9021    | TITLE II-A IMPROVING TEACHER QUALITY FY21 | 0.00                | 0.00                | 0.00                | 0.00                |
|             |   | <b>\$ 0.00</b>      | <b>\$ 0.00</b>      | <b>\$ 0.00</b>      | <b>\$ 0.00</b>      |
| <b>SCC:</b> | <b>9022</b>                               |                     |                     |                     |                     |
| 590-9022    | TITLE II-A IMPROVING TEACHER QUALITY FY22 | 0.00                | 0.00                | 0.00                | 0.00                |
|             |   | <b>\$ 0.00</b>      | <b>\$ 0.00</b>      | <b>\$ 0.00</b>      | <b>\$ 0.00</b>      |
| <b>SCC:</b> | <b>9023</b>                               |                     |                     |                     |                     |
| 590-9023    | IMPROVING TEACHER QUALITY                 | 0.00                | 0.00                | 0.00                | 0.00                |
|             |   | <b>\$ 0.00</b>      | <b>\$ 0.00</b>      | <b>\$ 0.00</b>      | <b>\$ 0.00</b>      |
| <b>SCC:</b> | <b>9024</b>                               |                     |                     |                     |                     |
| 590-9024    | IMPROVING TEACHER QUALITY                 | 59,516.83           | 48,384.79           | 3,129.71            | 19,636.38           |
|             |   | <b>\$ 59,516.83</b> | <b>\$ 48,384.79</b> | <b>\$ 3,129.71</b>  | <b>\$ 19,636.38</b> |
| <b>SCC:</b> | <b>9020</b>                               |                     |                     |                     |                     |
| 599-9020    | TITLE IV FY20                             | 0.00                | 0.00                | 0.00                | 0.00                |
|             |   | <b>\$ 0.00</b>      | <b>\$ 0.00</b>      | <b>\$ 0.00</b>      | <b>\$ 0.00</b>      |
| <b>SCC:</b> | <b>9021</b>                               |                     |                     |                     |                     |
| 599-9021    | TITLE IV FY21                             | 0.00                | 0.00                | 0.00                | 0.00                |
|             |   | <b>\$ 0.00</b>      | <b>\$ 0.00</b>      | <b>\$ 0.00</b>      | <b>\$ 0.00</b>      |
| <b>SCC:</b> | <b>9023</b>                               |                     |                     |                     |                     |
| 599-9023    | MISCELLANEOUS FED. GRANT FUND             | 0.00                | 0.00                | 0.00                | 0.00                |
|             |   | <b>\$ 0.00</b>      | <b>\$ 0.00</b>      | <b>\$ 0.00</b>      | <b>\$ 0.00</b>      |
| <b>SCC:</b> | <b>9921</b>                               |                     |                     |                     |                     |
| 599-9921    | RICHLAND COUNTY MOBILE HOT                | 0.00                | 0.00                | 0.00                | 0.00                |

Reporting Period: February 2024 (FY 2024)

3/6/24 3:44 PM

As Of Period: 02/29/2024

**LEXINGTON LOCAL SCHOOLS**  
**Revenue Account Summary**

| Fund-SCC           | Description                   | FYTDReceivable          | FYTD Received           | MTD Received           | YTD Received           |
|--------------------|-------------------------------|-------------------------|-------------------------|------------------------|------------------------|
|                    | SPOT GRANT                    |                         |                         |                        |                        |
|                    |                               | <b>\$ 0.00</b>          | <b>\$ 0.00</b>          | <b>\$ 0.00</b>         | <b>\$ 0.00</b>         |
| <b>SCC:</b>        | <b>9922</b>                   |                         |                         |                        |                        |
| 599-9922           | MISCELLANEOUS FED. GRANT FUND | \$ 0.00                 | \$ 0.00                 | \$ 0.00                | \$ 0.00                |
|                    |                               | <b>\$ 0.00</b>          | <b>\$ 0.00</b>          | <b>\$ 0.00</b>         | <b>\$ 0.00</b>         |
| <b>SCC:</b>        | <b>9923</b>                   |                         |                         |                        |                        |
| 599-9923           | MISCELLANEOUS FED. GRANT FUND | 0.00                    | 0.00                    | 0.00                   | 0.00                   |
|                    |                               | <b>\$ 0.00</b>          | <b>\$ 0.00</b>          | <b>\$ 0.00</b>         | <b>\$ 0.00</b>         |
| <b>Grand Total</b> |                               | <b>\$ 37,350,752.68</b> | <b>\$ 24,331,338.99</b> | <b>\$ 3,820,936.52</b> | <b>\$ 6,378,318.24</b> |

Reporting Period: February 2024 (FY 2024)

3/6/24 3:44 PM

As Of Period: 02/29/2024

### LEXINGTON LOCAL SCHOOLS Appropriation Summary Report

| Fund-SCC | Description                                   | FYTD Appropriated | Prior Year Encumbrance | FYTD Expendable  | FYTD Expended    | MTD Expended    | Encumbrance     | Future Encumbrance | FYTD Unencumbered | Percent Expended/Encumbered |
|----------|---|-------------------|------------------------|------------------|------------------|-----------------|-----------------|--------------------|-------------------|-----------------------------|
| 001-0000 | GENERAL FUND                                  | \$ 26,590,833.94  | \$ 739,150.34          | \$ 27,329,984.28 | \$ 18,184,735.81 | \$ 2,247,256.36 | \$ 1,390,843.49 | \$ 15,804.38       | \$ 7,754,404.98   | 71.63 %                     |
| 001-9412 | GENERAL BUDGET RESERVE SET-ASIDE-1%/BWC       | 0.00              | 0.00                   | 0.00             | 0.00             | 0.00            | 0.00            | 0.00               | 0.00              | 0.00                        |
| 002-0000 | BOND RETIREMENT FUND                          | 3,131,594.96      | 0.00                   | 3,131,594.96     | 2,155,341.66     | 0.00            | 889,778.13      | 0.00               | 86,475.17         | 97.24                       |
| 003-0000 | PERMANENT IMPROVEMENT FUND                    | 751,829.99        | 28,584.00              | 780,413.99       | 760,890.25       | 12,372.44       | 65,892.44       | 0.00               | (46,368.70)       | 105.94                      |
| 004-0000 | LFI BUILDING FUND                             | 68,142.75         | 353,257.39             | 421,400.14       | 56,940.36        | 0.00            | 327,332.97      | 0.00               | 37,126.81         | 91.19                       |
| 006-0000 | FOOD SERVICE FUND                             | 910,073.80        | 1,046.03               | 911,119.83       | 651,590.63       | 85,395.80       | 25,850.38       | 232.35             | 233,678.82        | 74.35                       |
| 007-9100 | LEXINGTON MINUTEMEN ACADEMIC SCHOLARSHIP FUND | 15,000.00         | 4,050.00               | 19,050.00        | 14,500.00        | 1,000.00        | 3,500.00        | 0.00               | 1,050.00          | 94.49                       |
| 007-9800 | TERRY McCAMMON SCHOLARSHIP FUND               | 0.00              | 0.00                   | 0.00             | 0.00             | 0.00            | 0.00            | 0.00               | 0.00              | 0.00                        |
| 007-9801 | MINUTEMAN ALUMNI SCHOLARSHIP FUND             | 0.00              | 0.00                   | 0.00             | 0.00             | 0.00            | 0.00            | 0.00               | 0.00              | 0.00                        |
| 007-9999 | LEXINGTON SCHOOLS TRUST FUND                  | 0.00              | 0.00                   | 0.00             | 0.00             | 0.00            | 0.00            | 0.00               | 0.00              | 0.00                        |
| 010-0000 | CLASSROOM FACILITIES CONSTRUCTION FUND        | 92,114.92         | 581,641.28             | 673,756.20       | 189,218.00       | 0.00            | 363,685.83      | 0.00               | 120,852.37        | 82.06                       |
| 018-9100 | HIGH SCHOOL PRINCIPAL'S FUND                  | 6,200.00          | 49.48                  | 6,249.48         | 5,110.42         | 580.73          | 1,240.00        | 0.00               | (100.94)          | 101.62                      |
| 018-9101 | HIGH SCHOOL FLOWER FUND                       | 0.00              | 0.00                   | 0.00             | 0.00             | 0.00            | 0.00            | 0.00               | 0.00              | 0.00                        |
| 018-9200 | JUNIOR HIGH PRINCIPAL'S FUND                  | 1,500.00          | 130.50                 | 1,630.50         | 913.50           | 0.00            | 198.00          | 247.20             | 519.00            | 68.17                       |
| 018-9300 | EASTERN PRINCIPAL'S FUND                      | 7,000.00          | 534.40                 | 7,534.40         | 9,478.33         | 162.00          | 1,037.25        | 0.00               | (2,981.18)        | 139.57                      |
| 018-9301 | EASTERN ELEMENTARY BOOKFAIR/BOXTOPS FUND      | 4,000.00          | 1,000.00               | 5,000.00         | 2,821.16         | 0.00            | 2,178.84        | 0.00               | 0.00              | 100.00                      |
| 018-9302 | EASTERN ELEMENTARY MATH                       | 0.00              | 0.00                   | 0.00             | 0.00             | 0.00            | 0.00            | 0.00               | 0.00              | 0.00                        |
| 018-9303 | EASTERN RUN                                   | 1,000.00          | 204.86                 | 1,204.86         | 1,104.85         | 0.00            | 189.15          | 0.00               | (89.14)           | 107.40                      |

Reporting Period: February 2024 (FY 2024)

3/6/24 3:44 PM

As Of Period: 02/29/2024

**LEXINGTON LOCAL SCHOOLS  
Appropriation Summary Report**

| Fund-SCC | Description                                   | FYTD Appropriated | Prior Year Encumbrance | FYTD Expendable | FYTD Expended | MTD Expended | Encumbrance | Future Encumbrance | FYTD Unencumbered | Percent Expended/Encumbered |
|----------|---|-------------------|------------------------|-----------------|---------------|--------------|-------------|--------------------|-------------------|-----------------------------|
|          | CLUB  |                   |                        |                 |               |              |             |                    |                   |                             |
| 018-9400 | CENTRAL PRINCIPAL'S FUND                      | \$ 3,600.00       | \$ 1,042.21            | \$ 4,642.21     | \$ 2,513.53   | \$ 0.00      | \$ 891.19   | \$ 0.00            | \$ 1,237.49       | 73.34 %                     |
| 018-9401 | CENTRAL ELEMENTARY BOOKFAIR FUND              | 5,000.00          | 0.00                   | 5,000.00        | 2,514.86      | 0.00         | 0.00        | 0.00               | 2,485.14          | 50.30                       |
| 018-9402 | CENTRAL ELEMENTARY ART                        | 250.00            | 0.00                   | 250.00          | 0.00          | 0.00         | 0.00        | 0.00               | 250.00            | 0.00                        |
| 018-9500 | WESTERN PRINCIPAL'S FUND                      | 3,600.00          | 448.50                 | 4,048.50        | 3,289.45      | 253.19       | 1,670.94    | 0.00               | (911.89)          | 122.52                      |
| 018-9501 | WESTERN ELEMENTARY BOOKFAIR/BOXTOP S FUND     | 4,700.00          | 0.00                   | 4,700.00        | 0.00          | 0.00         | 0.00        | 0.00               | 4,700.00          | 0.00                        |
| 018-9502 | HIGH SCHOOL ACADEMIC BOOSTERS FUND            | 0.00              | 0.00                   | 0.00            | 0.00          | 0.00         | 0.00        | 0.00               | 0.00              | 0.00                        |
| 018-9503 | WESTERN ELEMENTARY ART                        | 812.30            | 0.00                   | 812.30          | 0.00          | 0.00         | 0.00        | 0.00               | 812.30            | 0.00                        |
| 018-9602 | JUNIOR HIGH ACADEMIC BOOSTERS FUND            | 0.00              | 0.00                   | 0.00            | 0.00          | 0.00         | 0.00        | 0.00               | 0.00              | 0.00                        |
| 018-9901 | JUNIOR HIGH TEACHER ADVISORY FUND             | 95.30             | 0.00                   | 95.30           | 0.00          | 0.00         | 0.00        | 0.00               | 95.30             | 0.00                        |
| 019-9001 | ACADEMIC BOOSTERS GRANTS                      | 0.00              | 0.00                   | 0.00            | 0.00          | 0.00         | 0.00        | 0.00               | 0.00              | 0.00                        |
| 019-9121 | CENTRAL ELEMENTARY PTO GRANTS                 | 1,500.00          | 0.00                   | 1,500.00        | 0.00          | 0.00         | 0.00        | 0.00               | 1,500.00          | 0.00                        |
| 019-9122 | EASTERN ELEMENTARY PTO GRANTS                 | 1,500.00          | 0.00                   | 1,500.00        | 0.00          | 0.00         | 0.00        | 0.00               | 1,500.00          | 0.00                        |
| 019-9123 | WESTERN ELEMENTARY PTO GRANTS                 | 1,500.00          | 0.00                   | 1,500.00        | 0.00          | 0.00         | 0.00        | 0.00               | 1,500.00          | 0.00                        |
| 019-9200 | RICHLAND COUNTY FOUNDATION GRANT PLAYGROUND   | 200.00            | 0.00                   | 200.00          | 0.00          | 0.00         | 200.00      | 0.00               | 0.00              | 100.00                      |
| 019-9201 | RICHLAND COUNTY FOUNDATION GRANT CENTRAL PRID | 0.00              | 0.00                   | 0.00            | 0.00          | 0.00         | 0.00        | 0.00               | 0.00              | 0.00                        |
| 019-9202 | RICHLAND COUNTY FOUNDATION GRANT-HENSEL FY15  | 0.00              | 0.00                   | 0.00            | 0.00          | 0.00         | 0.00        | 0.00               | 0.00              | 0.00                        |

Reporting Period: February 2024 (FY 2024)

3/6/24 3:44 PM

As Of Period: 02/29/2024

**LEXINGTON LOCAL SCHOOLS  
Appropriation Summary Report**

| Fund-SCC | Description                                   | FYTD Appropriated | Prior Year Encumbrance | FYTD Expendable | FYTD Expended | MTD Expended | Encumbrance | Future Encumbrance | FYTD Unencumbered | Percent Expended/Encumbered |
|----------|---|-------------------|------------------------|-----------------|---------------|--------------|-------------|--------------------|-------------------|-----------------------------|
| 019-9204 | RICHLAND COUNTY FOUNDATION GRANT-PELPHREY 15  | \$ 0.00           | \$ 0.00                | \$ 0.00         | \$ 0.00       | \$ 0.00      | \$ 0.00     | \$ 0.00            | \$ 0.00           | 0.00 %                      |
| 019-9205 | RICHLAND CO FOUNDATION GRANT-STAINED GLASS 16 | 0.00              | 0.00                   | 0.00            | 0.00          | 0.00         | 0.00        | 0.00               | 0.00              | 0.00                        |
| 019-9206 | RICHLAND CO FOUNDATION GRANT-SEASONAL SCIE 16 | 0.00              | 0.00                   | 0.00            | 0.00          | 0.00         | 0.00        | 0.00               | 0.00              | 0.00                        |
| 019-9207 | RICHLAND CO FOUNDATION-S CORE COMMON CORE 16  | 0.00              | 0.00                   | 0.00            | 0.00          | 0.00         | 0.00        | 0.00               | 0.00              | 0.00                        |
| 019-9208 | RICHLAND CO FOUND-BUILD A COMM OF READERS     | 0.00              | 0.00                   | 0.00            | 0.00          | 0.00         | 0.00        | 0.00               | 0.00              | 0.00                        |
| 019-9209 | RICH CO FOUND-LEARN TO READ FOR A LIFETIME    | 0.00              | 0.00                   | 0.00            | 0.00          | 0.00         | 0.00        | 0.00               | 0.00              | 0.00                        |
| 019-9210 | RICH CO FOUND-MULTI-SENS APPROACH TO LEARNING | 0.00              | 0.00                   | 0.00            | 0.00          | 0.00         | 0.00        | 0.00               | 0.00              | 0.00                        |
| 019-9211 | RICH CO FOUND-BEE AWARENESS                   | 0.00              | 0.00                   | 0.00            | 0.00          | 0.00         | 0.00        | 0.00               | 0.00              | 0.00                        |
| 019-9212 | RICH CO FOUND-DONT LET THE PIGEON STOP TALK   | 0.00              | 0.00                   | 0.00            | 0.00          | 0.00         | 0.00        | 0.00               | 0.00              | 0.00                        |
| 019-9213 | RICH CO FOUND-BRAIN GAMES 5.0                 | 0.00              | 0.00                   | 0.00            | 0.00          | 0.00         | 0.00        | 0.00               | 0.00              | 0.00                        |
| 019-9214 | RICH CO FOUND-TALKING SENSE TO OUR NUMBERS    | 0.00              | 0.00                   | 0.00            | 0.00          | 0.00         | 0.00        | 0.00               | 0.00              | 0.00                        |
| 019-9215 | RICH CO FOUND-SEE THE CIVILIZATION            | 0.00              | 0.00                   | 0.00            | 0.00          | 0.00         | 0.00        | 0.00               | 0.00              | 0.00                        |
| 019-9216 | RICH CO FOUND-SCIENCE OLYMPIAD                | 0.00              | 0.00                   | 0.00            | 0.00          | 0.00         | 0.00        | 0.00               | 0.00              | 0.00                        |
| 019-9217 | RICH CO FOUND-KICK BACK WITH CLASSICS         | 0.00              | 0.00                   | 0.00            | 0.00          | 0.00         | 0.00        | 0.00               | 0.00              | 0.00                        |
| 019-9218 | RICH CO FOUND-WRITE STUFF STEAM KIT           | 0.00              | 0.00                   | 0.00            | 0.00          | 0.00         | 0.00        | 0.00               | 0.00              | 0.00                        |

Reporting Period: February 2024 (FY 2024)

3/6/24 3:44 PM

As Of Period: 02/29/2024

**LEXINGTON LOCAL SCHOOLS  
Appropriation Summary Report**

| Fund-SCC | Description   | FYTD Appropriated | Prior Year Encumbrance | FYTD Expendable | FYTD Expended | MTD Expended | Encumbrance | Future Encumbrance | FYTD Unencumbered | Percent Expended/Encumbered |
|----------|---|-------------------|------------------------|-----------------|---------------|--------------|-------------|--------------------|-------------------|-----------------------------|
| 019-9219 | RICH CO FOUND-CLASSROOM LIBRARY                             | \$ 0.00           | \$ 0.00                | \$ 0.00         | \$ 0.00       | \$ 0.00      | \$ 0.00     | \$ 0.00            | \$ 0.00           | 0.00 %                      |
| 019-9220 | RICH CO FOUND-LEGOS AND BUILDING BLOCKS                     | 0.00              | 0.00                   | 0.00            | 0.00          | 0.00         | 0.00        | 0.00               | 0.00              | 0.00                        |
| 019-9221 | RICH CO FOUND-SCIENCE DISCOVERY BINS                        | 0.00              | 0.00                   | 0.00            | 0.00          | 0.00         | 0.00        | 0.00               | 0.00              | 0.00                        |
| 019-9222 | RICH CO FOUND-ONE BIG HAPPY FAMILY                          | 0.00              | 0.00                   | 0.00            | 0.00          | 0.00         | 0.00        | 0.00               | 0.00              | 0.00                        |
| 019-9223 | RICH CO FOUND-MAKER MAVEN STEM                              | 0.00              | 0.00                   | 0.00            | 0.00          | 0.00         | 0.00        | 0.00               | 0.00              | 0.00                        |
| 019-9224 | RICH CO FOUND-STEM SNAP CIRCUITS                            | 0.00              | 0.00                   | 0.00            | 0.00          | 0.00         | 0.00        | 0.00               | 0.00              | 0.00                        |
| 019-9225 | RICH CO FOUND GRANT-STEM MATERIALS SNAP CIRCUITS            | 0.00              | 0.00                   | 0.00            | 0.00          | 0.00         | 0.00        | 0.00               | 0.00              | 0.00                        |
| 019-9226 | RICH CO FOUND GRANT-SCIENCE ENRICH FIELD TRIP               | 0.00              | 0.00                   | 0.00            | 0.00          | 0.00         | 0.00        | 0.00               | 0.00              | 0.00                        |
| 019-9227 | RICH CO FOUND GRANT-CAREER BOOKS AND ACTIVITIES             | 0.00              | 0.00                   | 0.00            | 0.00          | 0.00         | 0.00        | 0.00               | 0.00              | 0.00                        |
| 019-9228 | RICH CO FOUND GRANT-SOCIAL STUDIES MAKERSPACE               | 0.00              | 0.00                   | 0.00            | 0.00          | 0.00         | 0.00        | 0.00               | 0.00              | 0.00                        |
| 019-9229 | RICHLAND CO FOUND GRANT-SCIENCE LAB ACTIVITY REVITALIZATION | 1,322.53          | 0.00                   | 1,322.53        | 1,280.22      | 0.00         | 42.31       | 0.00               | 0.00              | 100.00                      |
| 019-9230 | RICHLAND CO FOUND GRANT-STEAMTASTIC LEARNING                | 1,491.87          | 0.00                   | 1,491.87        | 1,490.33      | 0.00         | 0.00        | 0.00               | 1.54              | 99.90                       |
| 019-9231 | RICHLAND CO FOUND GRANT-SOCIAL STUDIES BOARD GAME STUDIO    | 1,413.47          | 0.00                   | 1,413.47        | 1,277.00      | 0.00         | 136.47      | 0.00               | 0.00              | 100.00                      |
| 019-9232 | RICHLAND CO FOUND GRANT-                                    | 1,046.05          | 0.00                   | 1,046.05        | 0.00          | 0.00         | 1,046.05    | 0.00               | 0.00              | 100.00                      |



Reporting Period: February 2024 (FY 2024)

As Of Period: 02/29/2024

3/6/24 3:44 PM

### LEXINGTON LOCAL SCHOOLS Appropriation Summary Report

| Fund-SCC | Description  | FYTD Appropriated | Prior Year Encumbrance | FYTD Expendable | FYTD Expended | MTD Expended | Encumbrance | Future Encumbrance | FYTD Unencumbered | Percent Expended/Encumbered |
|----------|--|-------------------|------------------------|-----------------|---------------|--------------|-------------|--------------------|-------------------|-----------------------------|
| 019-9233 | MARVELOUS MATHEMATICAL THINKING RICHLAND CO FOUND GRANT-FOOTPRINT IMPRESSION LAB PROJECT | \$ 1,480.00       | \$ 0.00                | \$ 1,480.00     | \$ 0.00       | \$ 0.00      | \$ 0.00     | \$ 0.00            | \$ 1,480.00       | 0.00 %                      |
| 019-9234 | RICHLAND CO FOUND GRANT-CIRCUIT CRAZE  | 1,184.63          | 0.00                   | 1,184.63        | 1,154.64      | 0.00         | 29.99       | 0.00               | 0.00              | 100.00                      |
| 019-9235 | RICHLAND CO FOUND GRANT-NOVELS IN VERSE BOOK CLUB  | 1,075.65          | 0.00                   | 1,075.65        | 1,063.30      | 0.00         | 0.00        | 0.00               | 12.35             | 98.85                       |
| 019-9236 | RICHLAND CO FOUND GRANT-CODING EXPRESS BY LEGO EDUCATION                                 | 250.00            | 0.00                   | 250.00          | 247.95        | 247.95       | 0.00        | 0.00               | 2.05              | 99.18                       |
| 019-9301 | RICH CO FOUND/SECO ROBOTICS GRANT (HEIMANN)  | 31.72             | 0.00                   | 31.72           | 0.00          | 0.00         | 0.00        | 0.00               | 31.72             | 0.00                        |
| 019-9302 | RICH CO RETIRED TEACHERS ASSOC   | 150.00            | 0.00                   | 150.00          | 0.00          | 0.00         | 0.00        | 0.00               | 150.00            | 0.00                        |
| 019-9303 | OHIO POWER GRANT (BERRY)   | 0.00              | 0.00                   | 0.00            | 0.00          | 0.00         | 0.00        | 0.00               | 0.00              | 0.00                        |
| 019-9304 | RICHLAND CO RETIRED TEACHERS - HS ENGLISH  | 200.00            | 0.00                   | 200.00          | 0.00          | 0.00         | 0.00        | 0.00               | 200.00            | 0.00                        |
| 019-9305 | OTHER GRANT  | 500.00            | 0.00                   | 500.00          | 0.00          | 0.00         | 0.00        | 0.00               | 500.00            | 0.00                        |
| 019-9401 | OTHER GRANT  | 0.00              | 0.00                   | 0.00            | 337.87        | 0.00         | 746.13      | 0.00               | (1,084.00)        | 0.00                        |
| 019-9500 | DOLLAR GENERAL LIT FOUND - YOUTH LIT FY16  | 0.00              | 0.00                   | 0.00            | 0.00          | 0.00         | 0.00        | 0.00               | 0.00              | 0.00                        |
| 019-9502 | RICHLAND CO HMG SENSORY GRANT  | 0.00              | 0.00                   | 0.00            | 0.00          | 0.00         | 0.00        | 0.00               | 0.00              | 0.00                        |
| 019-9616 | WALMART TEACHER OF THE YEAR-DANIELLE SAVAGE  | 0.00              | 0.00                   | 0.00            | 0.00          | 0.00         | 0.00        | 0.00               | 0.00              | 0.00                        |
| 022-9601 | OHSAA TOURNAMENT AGENCY FUND   | 0.00              | 0.00                   | 0.00            | 0.00          | 0.00         | 0.00        | 0.00               | 0.00              | 0.00                        |
| 024-0000 | EMPLOYEE BENEFITS FUND   | 5,637,051.47      | 303,613.65             | 5,940,665.12    | 3,968,023.73  | 412,260.28   | 458,734.02  | 0.00               | 1,513,907.37      | 74.52                       |

Reporting Period: February 2024 (FY 2024)

As Of Period: 02/29/2024

3/6/24 3:44 PM

## LEXINGTON LOCAL SCHOOLS Appropriation Summary Report

| Fund-SCC | Description                                      | FYTD Appropriated | Prior Year Encumbrance | FYTD Expendable | FYTD Expended | MTD Expended | Encumbrance | Future Encumbrance | FYTD Unencumbered | Percent Expended/Encumbered |
|----------|--|-------------------|------------------------|-----------------|---------------|--------------|-------------|--------------------|-------------------|-----------------------------|
| 034-0000 | FOR MEDICAL/DENTAL OFCC PROJECT MAINTENANCE FUND | \$ 95,000.00      | \$ 0.00                | \$ 95,000.00    | \$ 1,218.89   | \$ 0.00      | \$ 0.00     | \$ 0.00            | \$ 93,781.11      | 1.28 %                      |
| 200-9101 | HIGH SCHOOL ART CLUB                             | 0.00              | 0.00                   | 0.00            | 0.00          | 0.00         | 0.00        | 0.00               | 0.00              | 0.00                        |
| 200-9102 | HIGH SCHOOL DRAMA CLUB                           | 7,500.00          | 1,658.50               | 9,158.50        | 7,525.19      | 2,445.00     | 0.00        | 0.00               | 1,633.31          | 82.17                       |
| 200-9103 | HIGH SCHOOL MATH CLUB                            | 0.00              | 0.00                   | 0.00            | 120.00        | 120.00       | 0.00        | 0.00               | (120.00)          | 0.00                        |
| 200-9104 | HIGH SCHOOL LEADERSHIP COUNCIL                   | 0.00              | 0.00                   | 0.00            | 0.00          | 0.00         | 0.00        | 0.00               | 0.00              | 0.00                        |
| 200-9105 | HIGH SCHOOL FRENCH CLUB                          | 0.00              | 0.00                   | 0.00            | 0.00          | 0.00         | 0.00        | 0.00               | 0.00              | 0.00                        |
| 200-9107 | HIGH SCHOOL SPANISH CLUB                         | 0.00              | 0.00                   | 0.00            | 0.00          | 0.00         | 585.60      | 0.00               | (585.60)          | 0.00                        |
| 200-9108 | HIGH SCHOOL LEO CLUB                             | 500.00            | 601.14                 | 1,101.14        | 302.93        | 0.00         | 342.07      | 0.00               | 456.14            | 58.58                       |
| 200-9114 | HIGH SCHOOL STUDENT COUNCIL FUND                 | 4,200.00          | 0.00                   | 4,200.00        | 3,484.17      | 53.60        | 515.83      | 0.00               | 200.00            | 95.24                       |
| 200-9115 | HIGH SCHOOL KEY CLUB                             | 1,500.00          | 0.59                   | 1,500.59        | 2,170.00      | 0.00         | 0.00        | 0.00               | (669.41)          | 144.61                      |
| 200-9116 | HIGH SCHOOL CHESS CLUB                           | 144.46            | 0.00                   | 144.46          | 0.00          | 0.00         | 0.00        | 0.00               | 144.46            | 0.00                        |
| 200-9119 | HIGH SCHOOL YEARBOOK FUND                        | 22,000.00         | 3,959.60               | 25,959.60       | 54.73         | 0.00         | 4,104.87    | 0.00               | 21,800.00         | 16.02                       |
| 200-9120 | HIGH SCHOOL JOURNALISM FUND                      | 0.00              | 0.00                   | 0.00            | 0.00          | 0.00         | 0.00        | 0.00               | 0.00              | 0.00                        |
| 200-9121 | HIGH SCHOOL NATIONAL HONOR SOCIETY               | 5,500.00          | 0.00                   | 5,500.00        | 1,561.00      | 0.00         | 1,839.00    | 0.00               | 2,100.00          | 61.82                       |
| 200-9160 | HIGH SCHOOL GERMAN CLUB                          | 0.00              | 0.00                   | 0.00            | 0.00          | 0.00         | 0.00        | 0.00               | 0.00              | 0.00                        |
| 200-9201 | JUNIOR HIGH ART CLUB                             | 1,000.00          | 0.00                   | 1,000.00        | (201.36)      | 0.00         | 0.00        | 0.00               | 1,201.36          | (20.14)                     |
| 200-9204 | JUNIOR HIGH STUDENT COUNCIL FUND                 | 1,500.00          | 0.00                   | 1,500.00        | 463.70        | 196.85       | 281.50      | 0.00               | 754.80            | 49.68                       |
| 200-9205 | JUNIOR HIGH LIBRARY CLUB                         | 0.00              | 0.00                   | 0.00            | 0.00          | 0.00         | 0.00        | 0.00               | 0.00              | 0.00                        |
| 200-9301 | EASTERN ELEMENTARY STUDENT ACTIVITY FUND         | 3,500.00          | 0.00                   | 3,500.00        | 885.14        | 885.14       | 812.86      | 0.00               | 1,802.00          | 48.51                       |
| 200-9302 | EASTERN  | 500.00            | 0.00                   | 500.00          | 0.00          | 0.00         | 0.00        | 0.00               | 500.00            | 0.00                        |

### LEXINGTON LOCAL SCHOOLS Appropriation Summary Report

| Fund-SCC | Description                              | FYTD Appropriated | Prior Year Encumbrance | FYTD Expendable | FYTD Expended | MTD Expended | Encumbrance | Future Encumbrance | FYTD Unencumbered | Percent Expended/Encumbered |
|----------|--|-------------------|------------------------|-----------------|---------------|--------------|-------------|--------------------|-------------------|-----------------------------|
| 200-9401 | ELEMENTARY ROBOTICS FUND                 | \$ 0.00           | \$ 0.00                | \$ 0.00         | \$ 0.00       | \$ 0.00      | \$ 0.00     | \$ 0.00            | \$ 0.00           | 0.00 %                      |
| 200-9611 | CENTRAL ELEMENTARY STUDENT ACTIVITY FUND | 500.00            | 0.00                   | 500.00          | 372.98        | 45.96        | 72.98       | 0.00               | 54.04             | 89.19                       |
| 200-9612 | HIGH SCHOOL INFORMED TEENS FUND          | 500.00            | 500.00                 | 1,000.00        | 106.97        | 0.00         | 0.00        | 0.00               | 893.03            | 10.70                       |
| 300-9106 | JUNIOR HIGH INFORMED TEENS FUND          | 0.00              | 0.00                   | 0.00            | 0.00          | 0.00         | 0.00        | 0.00               | 0.00              | 0.00                        |
| 300-9115 | HIGH SCHOOL INTRAMURALS                  | 757.62            | 0.00                   | 757.62          | 0.00          | 0.00         | 0.00        | 0.00               | 757.62            | 0.00                        |
| 300-9116 | JAZZ BAND                                | 1,000.00          | 0.00                   | 1,000.00        | 0.00          | 0.00         | 0.00        | 0.00               | 1,000.00          | 0.00                        |
| 300-9206 | CHOIR                                    | 1,000.00          | 0.00                   | 1,000.00        | 82.79         | 82.79        | 1,386.21    | 0.00               | (469.00)          | 146.90                      |
| 300-9210 | JUNIOR HIGH PHYS ED DEPARTMENT FUND      | 0.00              | 0.00                   | 0.00            | 0.00          | 0.00         | 0.00        | 0.00               | 0.00              | 0.00                        |
| 300-9600 | JR HIGH INSTRUMENTAL ATHLETIC FUND       | 256,390.00        | 1,046.94               | 257,436.94      | 223,954.03    | 19,131.58    | 83,772.93   | 0.00               | (50,290.02)       | 119.53                      |
| 300-9601 | ATHLETIC CAPITAL FUND                    | 50,000.00         | 26,274.44              | 76,274.44       | 33,465.00     | 0.00         | 0.00        | 0.00               | 42,809.44         | 43.87                       |
| 300-9602 | ORCHESTRA                                | 0.00              | 0.00                   | 0.00            | 0.00          | 0.00         | 0.00        | 0.00               | 0.00              | 0.00                        |
| 300-9603 | ELEMENTARY MUSIC                         | 0.00              | 0.00                   | 0.00            | 0.00          | 0.00         | 0.00        | 0.00               | 0.00              | 0.00                        |
| 300-9605 | BAND                                     | 0.00              | 0.00                   | 0.00            | 0.00          | 0.00         | 0.00        | 0.00               | 0.00              | 0.00                        |
| 451-9020 | Network Connectivity FY 2020             | 0.00              | 0.00                   | 0.00            | 0.00          | 0.00         | 0.00        | 0.00               | 0.00              | 0.00                        |
| 451-9021 | Network Connectivity FY 2021             | 0.00              | 0.00                   | 0.00            | 0.00          | 0.00         | 0.00        | 0.00               | 0.00              | 0.00                        |
| 451-9022 | Network Connectivity FY2022              | 0.00              | 0.00                   | 0.00            | 0.00          | 0.00         | 0.00        | 0.00               | 0.00              | 0.00                        |
| 451-9023 | DATA COMMUNICATION FUND                  | 9,000.00          | 0.00                   | 9,000.00        | 230.50        | 0.00         | 0.00        | 0.00               | 8,769.50          | 2.56                        |
| 451-9024 | DATA COMMUNICATION FUND                  | 0.00              | 0.00                   | 0.00            | 9,000.00      | 0.00         | 0.00        | 0.00               | (9,000.00)        | 0.00                        |
| 451-9922 | Emergency Connectivity FY2022            | 0.00              | 0.00                   | 0.00            | 0.00          | 0.00         | 0.00        | 0.00               | 0.00              | 0.00                        |
| 467-0000 | STUDENT WELLNESS AND SUCCESS FUND        | 0.00              | 0.00                   | 0.00            | 0.00          | 0.00         | 0.00        | 0.00               | 0.00              | 0.00                        |

Reporting Period: February 2024 (FY 2024)

3/6/24 3:44 PM

As Of Period: 02/29/2024

**LEXINGTON LOCAL SCHOOLS  
Appropriation Summary Report**

| Fund-SCC | Description   | FYTD Appropriated | Prior Year Encumbrance | FYTD Expendable | FYTD Expended | MTD Expended | Encumbrance | Future Encumbrance | FYTD Unencumbered | Percent Expended/Encumbered |
|----------|---|-------------------|------------------------|-----------------|---------------|--------------|-------------|--------------------|-------------------|-----------------------------|
| 499-9020 | SCHOOL SAFETY GRANT FY20                              | \$ 0.00           | \$ 0.00                | \$ 0.00         | \$ 0.00       | \$ 0.00      | \$ 0.00     | \$ 0.00            | \$ 0.00           | 0.00 %                      |
| 499-9021 | SCHOOL SAFETY GRANT FY21                              | 0.00              | 0.00                   | 0.00            | 0.00          | 0.00         | 0.00        | 0.00               | 0.00              | 0.00                        |
| 499-9022 | SCHOOL SAFETY GRANT FY22                              | 0.00              | 0.00                   | 0.00            | 0.00          | 0.00         | 0.00        | 0.00               | 0.00              | 0.00                        |
| 499-9023 | MISCELLANEOUS STATE GRANT FUND                        | 0.00              | 0.00                   | 0.00            | 0.00          | 0.00         | 0.00        | 0.00               | 0.00              | 0.00                        |
| 499-9024 | MISCELLANEOUS STATE GRANT FUND                        | 0.00              | 0.00                   | 0.00            | 10,084.58     | 10,084.58    | 0.00        | 0.00               | (10,084.58)       | 0.00                        |
| 499-9101 | STATE GRANT 2001 READING IMPROV.INCENT-               | 0.00              | 0.00                   | 0.00            | 0.00          | 0.00         | 0.00        | 0.00               | 0.00              | 0.00                        |
| 499-9121 | SCHOOL BUS PURCHASE PROGRAM                           | 0.00              | 0.00                   | 0.00            | 0.00          | 0.00         | 0.00        | 0.00               | 0.00              | 0.00                        |
| 499-9122 | SCHOOL BUS PURCHASE PROGRAM                           | 0.00              | 0.00                   | 0.00            | 0.00          | 0.00         | 0.00        | 0.00               | 0.00              | 0.00                        |
| 499-9123 | MISCELLANEOUS STATE GRANT FUND                        | 0.00              | 0.00                   | 0.00            | 0.00          | 0.00         | 0.00        | 0.00               | 0.00              | 0.00                        |
| 499-9922 | MISCELLANEOUS STATE GRANT FUND                        | 0.00              | 0.00                   | 0.00            | 0.00          | 0.00         | 0.00        | 0.00               | 0.00              | 0.00                        |
| 506-9913 | OHIO RESIDENT EDUCATOR PROGRAM                        | 0.00              | 0.00                   | 0.00            | 0.00          | 0.00         | 0.00        | 0.00               | 0.00              | 0.00                        |
| 506-9914 | OHIO RESIDENT EDUCATOR PROGRAM                        | 0.00              | 0.00                   | 0.00            | 0.00          | 0.00         | 0.00        | 0.00               | 0.00              | 0.00                        |
| 507-0000 | ELEMENTARY AND SECONDARY SCHOOL EMERGENCY RELIEF FUND | 0.00              | 0.00                   | 0.00            | 0.00          | 0.00         | 0.00        | 0.00               | 0.00              | 0.00                        |
| 507-9021 | ESSER FUNDING FY21                                    | 0.00              | 0.00                   | 0.00            | 0.00          | 0.00         | 0.00        | 0.00               | 0.00              | 0.00                        |
| 507-9022 | ESSER ARP FUNDING                                     | 390,884.29        | 23,874.77              | 414,759.06      | 579,476.07    | (11,159.11)  | 138,262.48  | 679.71             | (302,979.49)      | 173.05                      |
| 507-9023 | ELEMENTARY AND SECONDARY SCHOOL EMERGENCY RELIEF FUND | 0.00              | 0.00                   | 0.00            | 0.00          | 0.00         | 0.00        | 0.00               | 0.00              | 0.00                        |
| 507-9921 | ESSER II FUNDING                                      | 0.00              | 0.00                   | 0.00            | 0.00          | 0.00         | 0.00        | 0.00               | 0.00              | 0.00                        |

Reporting Period: February 2024 (FY 2024)

3/6/24 3:44 PM

As Of Period: 02/29/2024

### LEXINGTON LOCAL SCHOOLS Appropriation Summary Report

| Fund-SCC | Description  | FYTD Appropriated | Prior Year Encumbrance | FYTD Expendable | FYTD Expended | MTD Expended | Encumbrance | Future Encumbrance | FYTD Unencumbered | Percent Expended/Encumbered |
|----------|--|-------------------|------------------------|-----------------|---------------|--------------|-------------|--------------------|-------------------|-----------------------------|
| 510-9021 | CRF FUNDING FY21   | \$ 0.00           | \$ 0.00                | \$ 0.00         | \$ 0.00       | \$ 0.00      | \$ 0.00     | \$ 0.00            | \$ 0.00           | 0.00 %                      |
| 516-9020 | IDEA-B SPECIAL EDUCATION FY20                                      | 0.00              | 0.00                   | 0.00            | 0.00          | 0.00         | 0.00        | 0.00               | 0.00              | 0.00                        |
| 516-9021 | IDEA-B SPECIAL EDUCATION FY21                                      | 0.00              | 0.00                   | 0.00            | 0.00          | 0.00         | 0.00        | 0.00               | 0.00              | 0.00                        |
| 516-9022 | IDEA-B SPECIAL EDUCATION FY22                                      | 3,999.56          | 0.00                   | 3,999.56        | 0.00          | 0.00         | 0.00        | 0.00               | 3,999.56          | 0.00                        |
| 516-9023 | IDEA PART B GRANTS   | 544,858.34        | 0.00                   | 544,858.34      | 0.00          | 0.00         | 0.00        | 0.00               | 544,858.34        | 0.00                        |
| 516-9024 | IDEA PART B GRANTS   | 0.00              | 0.00                   | 0.00            | 493,723.15    | 49,532.07    | 612,221.74  | 927.00             | (1,105,944.89)    | 0.00                        |
| 516-9922 | IDEA PART B GRANTS   | 0.00              | 0.00                   | 0.00            | 0.00          | 0.00         | 0.00        | 0.00               | 0.00              | 0.00                        |
| 572-9020 | TITLE I FY20   | 0.00              | 0.00                   | 0.00            | 0.00          | 0.00         | 0.00        | 0.00               | 0.00              | 0.00                        |
| 572-9021 | TITLE I FY21   | 0.00              | 0.00                   | 0.00            | 0.00          | 0.00         | 0.00        | 0.00               | 0.00              | 0.00                        |
| 572-9022 | TITLE I FY22   | 6,667.10          | 0.00                   | 6,667.10        | 0.00          | 0.00         | 0.00        | 0.00               | 6,667.10          | 0.00                        |
| 572-9023 | TITLE I DISADVANTAGED CHILDREN                                     | 252,080.51        | 2,699.37               | 254,779.88      | 0.00          | 0.00         | 0.00        | 0.00               | 254,779.88        | 0.00                        |
| 572-9024 | TITLE I DISADVANTAGED CHILDREN                                     | 0.00              | 0.00                   | 0.00            | 155,163.78    | 24,667.60    | 36,921.58   | 0.00               | (192,085.36)      | 0.00                        |
| 572-9921 | EOEC   | 0.00              | 0.00                   | 0.00            | 0.00          | 0.00         | 0.00        | 0.00               | 0.00              | 0.00                        |
| 572-9922 | TITLE I DISADVANTAGED CHILDREN                                     | 7,000.00          | 0.00                   | 7,000.00        | 0.00          | 0.00         | 0.00        | 0.00               | 7,000.00          | 0.00                        |
| 572-9923 | TITLE I DISADVANTAGED CHILDREN                                     | 1,783.65          | 0.00                   | 1,783.65        | 0.00          | 0.00         | 0.00        | 0.00               | 1,783.65          | 0.00                        |
| 584-9022 | TITLE IV FY22  | 0.00              | 0.00                   | 0.00            | 0.00          | 0.00         | 0.00        | 0.00               | 0.00              | 0.00                        |
| 584-9023 | TITLE IV, PART A, STUDENT SUPPORT AND ACADEMIC ENRICHMENT PROGRAMS | 0.00              | 0.00                   | 0.00            | 0.00          | 0.00         | 0.00        | 0.00               | 0.00              | 0.00                        |
| 584-9024 | TITLE IV, PART A, STUDENT SUPPORT AND ACADEMIC ENRICHMENT PROGRAMS | 20,671.03         | 0.00                   | 20,671.03       | 20,671.03     | 20,671.03    | 0.00        | 0.00               | 0.00              | 100.00                      |
| 584-9924 | TITLE IV, PART A, STUDENT SUPPORT AND ACADEMIC ENRICHMENT PROGRAMS | 67,818.24         | 0.00                   | 67,818.24       | 0.00          | 0.00         | 67,818.24   | 0.00               | 0.00              | 100.00                      |
| 587-9020 | EARLY CHILDHOOD SPECIAL  | 0.00              | 0.00                   | 0.00            | 0.00          | 0.00         | 0.00        | 0.00               | 0.00              | 0.00                        |

Reporting Period: February 2024 (FY 2024)  
 As Of Period: 02/29/2024

3/6/24 3:44 PM

### LEXINGTON LOCAL SCHOOLS Appropriation Summary Report

| Fund-SCC           | Description  | FYTD Appropriated       | Prior Year Encumbrance | FYTD Expendable         | FYTD Expended           | MTD Expended           | Encumbrance            | Future Encumbrance  | FYTD Unencumbered      | Percent Expended/Encumbered |
|--------------------|--|-------------------------|------------------------|-------------------------|-------------------------|------------------------|------------------------|---------------------|------------------------|-----------------------------|
| 587-9021           | EDUCATION IDEA<br>FY20<br>EARLY CHILDHOOD<br>SPECIAL     | \$ 0.00                 | \$ 0.00                | \$ 0.00                 | \$ 0.00                 | \$ 0.00                | \$ 0.00                | \$ 0.00             | \$ 0.00                | 0.00 %                      |
| 587-9022           | EDUCATION IDEA<br>FY21<br>EARLY CHILDHOOD<br>SPECIAL     | 0.00                    | 0.00                   | 0.00                    | 0.00                    | 0.00                   | 0.00                   | 0.00                | 0.00                   | 0.00                        |
| 587-9023           | EDUCATION IDEA<br>FY22<br>IDEA PRESCHOOL-<br>HANDICAPPED | 0.00                    | 2,690.00               | 2,690.00                | 0.00                    | 0.00                   | 0.00                   | 0.00                | 2,690.00               | 0.00                        |
| 587-9024           | IDEA PRESCHOOL-<br>HANDICAPPED                           | 21,857.56               | 0.00                   | 21,857.56               | 17,354.94               | 17,125.00              | 0.00                   | 0.00                | 4,502.62               | 79.40                       |
| 587-9922           | IDEA PRESCHOOL-<br>HANDICAPPED                           | 0.00                    | 0.00                   | 0.00                    | 0.00                    | 0.00                   | 0.00                   | 0.00                | 0.00                   | 0.00                        |
| 587-9923           | IDEA PRESCHOOL-<br>HANDICAPPED                           | 0.00                    | 0.00                   | 0.00                    | 0.00                    | 0.00                   | 0.00                   | 0.00                | 0.00                   | 0.00                        |
| 590-9020           | TITLE II-A<br>IMPROVING<br>TEACHER QUALITY<br>FY20       | 0.00                    | 0.00                   | 0.00                    | 0.00                    | 0.00                   | 0.00                   | 0.00                | 0.00                   | 0.00                        |
| 590-9021           | TITLE II-A<br>IMPROVING<br>TEACHER QUALITY<br>FY21       | 0.00                    | 0.00                   | 0.00                    | 0.00                    | 0.00                   | 0.00                   | 0.00                | 0.00                   | 0.00                        |
| 590-9022           | TITLE II-A<br>IMPROVING<br>TEACHER QUALITY<br>FY22       | 0.00                    | 0.00                   | 0.00                    | 0.00                    | 0.00                   | 0.00                   | 0.00                | 0.00                   | 0.00                        |
| 590-9023           | IMPROVING<br>TEACHER QUALITY                             | 0.00                    | 0.00                   | 0.00                    | 0.00                    | 0.00                   | 0.00                   | 0.00                | 0.00                   | 0.00                        |
| 590-9024           | IMPROVING<br>TEACHER QUALITY                             | 59,516.83               | 0.00                   | 59,516.83               | 58,266.98               | 9,882.19               | 47.20                  | 0.00                | 1,202.65               | 97.98                       |
| 599-9020           | TITLE IV FY20  | 0.00                    | 0.00                   | 0.00                    | 0.00                    | 0.00                   | 0.00                   | 0.00                | 0.00                   | 0.00                        |
| 599-9021           | TITLE IV FY21  | 0.00                    | 0.00                   | 0.00                    | 0.00                    | 0.00                   | 0.00                   | 0.00                | 0.00                   | 0.00                        |
| 599-9023           | MISCELLANEOUS<br>FED. GRANT FUND                         | 0.00                    | 0.00                   | 0.00                    | 0.00                    | 0.00                   | 0.00                   | 0.00                | 0.00                   | 0.00                        |
| 599-9921           | RICHLAND COUNTY<br>MOBILE HOT SPOT<br>GRANT              | 0.00                    | 0.00                   | 0.00                    | 0.00                    | 0.00                   | 0.00                   | 0.00                | 0.00                   | 0.00                        |
| 599-9922           | MISCELLANEOUS<br>FED. GRANT FUND                         | 0.00                    | 0.00                   | 0.00                    | 0.00                    | 0.00                   | 0.00                   | 0.00                | 0.00                   | 0.00                        |
| 599-9923           | MISCELLANEOUS<br>FED. GRANT FUND                         | 851.97                  | 38,420.80              | 39,272.77               | 39,995.31               | 722.54                 | 841.60                 | 0.00                | (1,564.14)             | 103.98                      |
| <b>Grand Total</b> |  | <b>\$ 39,089,226.51</b> | <b>\$ 2,116,478.79</b> | <b>\$ 41,205,705.30</b> | <b>\$ 27,675,370.35</b> | <b>\$ 2,904,015.57</b> | <b>\$ 4,485,050.27</b> | <b>\$ 17,890.64</b> | <b>\$ 9,045,284.68</b> |                             |