


LEXINGTON LOCAL SCHOOLS



FINANCIAL REPORT
FOR THE PERIOD ENDING
FEBRUARY 28, 2015

PREPARED BY
JASON WHITESEL, TREASURER

DATE: 03/04/2015
TIME: 09:47

LEXINGTON LOCAL SCHOOLS
CASH RECONCILIATION AS OF 02/28/2015

PAGE: 1
(USAEMSED)

	SUB-TOTALS	TOTALS
	-----	-----
Gross Depository Balances:		
RICHLAND BANK MMA 5719	\$ 2,000,504.04	
RICHLAND BANK SWEEP ACCT 3520	2,126,222.40	
RICHLAND BANK GENERAL ACCT 0580	301,255.50	
RICHLAND BANK ANTHEM SWEEP 3523	1,269,261.30	
RICHLAND BANK EE BENEFITS 3180	0.00	
RICHLAND BANK PAYROLL ACCT 9780	11,313.00	
RICHLAND BANK ATHLETIC ACCT 3280	5,194.85	

Total Depository Balances (Gross)		\$ 5,713,751.09
Adjustments to Bank Balance:		
Cash in Transit to Bank	\$ 3,135.40	
Outstanding Checks	124,058.90-	
Adjustments	263,720.45	
Outstanding Sweep Transfer 264237.17		
Municipal Income Tax -788.40		
Outstanding Stop Loss Transfer 24162.88		
Bank Error -0.40 (Check #72682)		

Total Adjustments to Bank Balance		142,796.95
Investments:		
Treasury Bonds and Notes	\$ 0.00	
Certificate of Deposits	0.00	
Other Securities	0.00	
Other Investments:		

Total Investments		0.00
Cash on Hand:		
Petty Cash:		
TREASURER'S OFFICE	\$ 100.00	
HIGH SCHOOL	50.00	
JUNIOR HIGH SCHOOL	50.00	
EASTERN, CENTRAL, WESTERN	150.00	
ATHLETIC OFFICE	200.00	
Change Cash:		
ATHLETIC CHANGE	\$ 2,500.00	
CAFETERIA CHANGE	440.00	
EASTERN ELEMENTARY	100.00	
WESTERN ELEMENTARY	100.00	
Cash with Fiscal Agent	0.00	

Total Cash on Hand		3,690.00

Total Balances		\$ 5,860,238.04
		=====
Total Fund Balance		\$ 5,860,238.04
		=====
Depository Clearance Accounts:		

DATE: 03/04/2015
TIME: 09:47

LEXINGTON LOCAL SCHOOLS
CASH RECONCILIATION AS OF 02/28/2015

PAGE: 2
(USAEMSED T)

	SUB-TOTALS -----		TOTALS -----
Total Clearance Account Balances	-----	\$	0.00



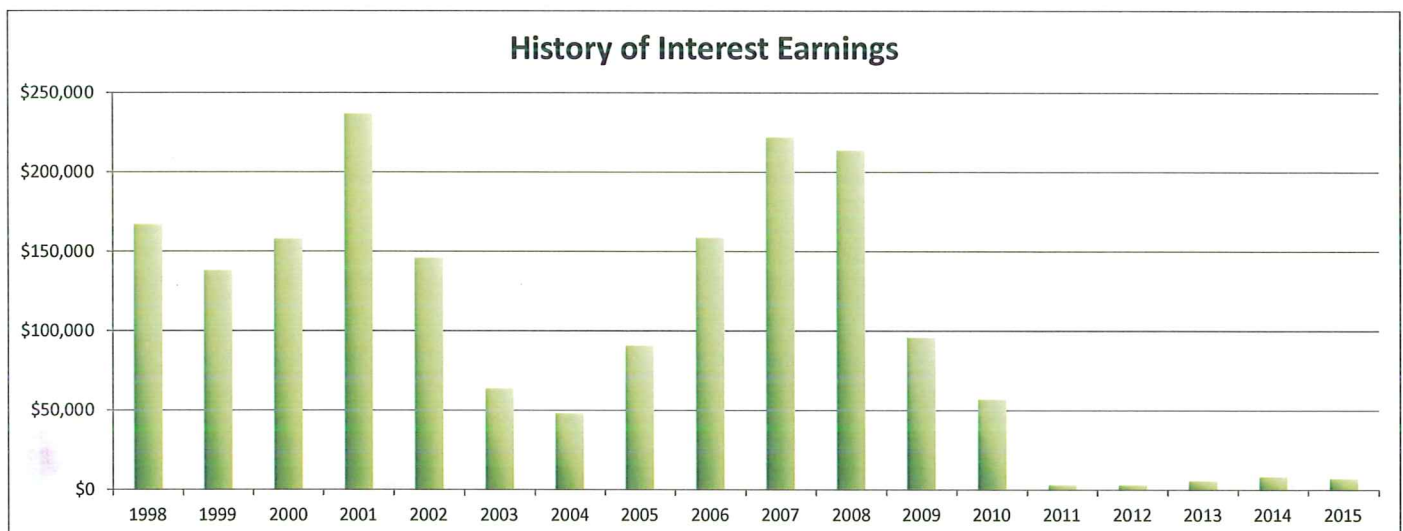
Treasurer

LEXINGTON LOCAL SCHOOLS
INVESTMENT REPORT FOR THE MONTH ENDING
February 28, 2015

INTEREST EARNED:	THIS MONTH	FISCAL YEAR TO DATE
Richland Bank, General Sweep	\$244.94	\$5,558.74
Richland Bank, General MMA	\$306.82	\$504.04
Richland Bank, Anthem Sweep	\$118.97	\$1,009.62
Star Ohio	\$0.00	\$0.00
Certificates of Deposit	\$0.00	\$0.00
Bonds and other types of investments	\$0.00	\$0.00
TOTAL INTEREST RECEIVED	\$670.73	\$7,072.40

History of Interest Earnings	Fiscal Year	Interest Earnings
	1998	\$ 167,057.52
	1999	\$ 138,113.69
	2000	\$ 157,991.72
	2001	\$ 236,839.79
	2002	\$ 146,052.34
	2003	\$ 63,712.36
	2004	\$ 47,970.95
	2005	\$ 90,719.94
	2006	\$ 158,724.51
	2007	\$ 221,998.86
	2008	\$ 213,660.34
	2009	\$ 95,639.63
	2010	\$ 56,860.22
	2011	\$ 3,001.78
	2012	\$ 3,090.00
	2013	\$ 5,758.97
	2014	\$ 8,349.92
FISCAL Year To Date	2015	\$7,072.40

Total Interest Earnings 1998 to Present \$ 1,822,614.94



Fnd	Sec	Description	Beginning Balance	MTD Revenues	FYTD Revenues	MTD Expenditures	FYTD Expenditures	Current Available Balance
001	0000	GENERAL FUND	4,268,193.98	1,750,363.28	13,737,706.25	1,660,514.82	13,430,745.49	4,575,154.74
001	9412	GENERAL BUDGET RESERVE SE	87,928.97	.00	.00	.00	.00	87,928.97
002	0000	BOND RETIREMENT FUND	1,925.89	.00	.00	.00	.00	1,925.89
003	0000	PERMANENT IMPROVEMENT FUN	184,452.93	55,050.00	372,174.07	650.00	735,698.11	179,071.11-
006	0000	FOOD SERVICE FUND	842.59	88,358.44	460,112.77	57,954.64	494,363.83	33,408.47-
007	9800	TERRY McCAMMON SCHOLARSHI	13,528.75	1.57	511.58	500.00	500.00	13,540.33
007	9801	MINUTEMAN ALUMNI SCHOLARS	1,887.28	.22	1.57	.00	.00	1,888.85
018	9100	HIGH SCHOOL PRINCIPAL'S F	2,146.22	165.44	3,091.93	254.25	3,368.23	1,869.92
018	9200	JUNIOR HIGH PRINCIPAL'S F	791.76	67.23	7,964.44	75.00	641.63	8,114.57
018	9300	EASTERN PRINCIPAL'S FUND	7,983.36	28.63	3,414.46	222.75	3,840.51	7,557.31
018	9301	EASTERN ELEMENTARY BOOKFA	8,296.72	.00	.00	.00	116.63	8,180.09
018	9400	CENTRAL PRINCIPAL'S FUND	7,554.05	75.48	2,090.50	102.26	723.18	8,921.37
018	9401	CENTRAL ELEMENTARY BOOKFA	1,445.42	14.00	4,972.95	178.64	3,180.27	3,238.10
018	9500	WESTERN PRINCIPAL'S FUND	6,671.82	2,806.39	6,660.68	3,213.00	3,791.75	9,540.75
018	9501	WESTERN ELEMENTARY BOOKFA	397.67	.00	4,340.26	.00	4,340.26	397.67
018	9901	JUNIOR HIGH TEACHER ADVIS	109.25	.00	.00	.00	.00	109.25
019	9001	ACADEMIC BOOSTERS GRANTS	3,239.83	.00	.00	.00	2,028.39	1,211.44
019	9121	CENTRAL ELEMENTARY PTO GR	26.01	26.38	3,136.87	556.29	774.80	2,388.08
019	9122	EASTERN ELEMENTARY PTO GR	2,180.70	26.38	3,136.84	222.75	771.75	4,545.79
019	9123	WESTERN ELEMENTARY PTO GR	2,255.68	26.38	6,136.87	.00	4,647.64	3,744.91
019	9200	RICHLAND COUNTY FOUNDATIO	1,932.00	.00	71,760.27	.00	71,760.27	1,932.00
019	9202	RICHLAND COUNTY FOUNDATIO	.00	.00	584.05	.00	407.05	177.00
019	9204	RICHLAND COUNTY FOUNDATIO	.00	.00	987.41	.00	.00	987.41
022	9601	OHSAA TOURNAMENT AGENCY F	145.52	.00	5,991.76	.00	6,137.28	.00
024	0000	EMPLOYEE BENEFITS FUND FO	1,191,672.43	317,542.37	2,162,456.44	86,686.51	2,109,030.45	1,245,098.42
200	9101	HIGH SCHOOL ART CLUB	93.76	.00	.00	.00	.00	93.76
200	9102	HIGH SCHOOL DRAMA CLUB	13,609.92	.00	1,649.00	.00	6,033.65	9,225.27
200	9103	HIGH SCHOOL MATH CLUB	52.70	.00	.00	.00	.00	52.70
200	9104	HIGH SCHOOL LEADERSHIP CO	489.81	.00	.00	.00	250.00	239.81
200	9105	HIGH SCHOOL FRENCH CLUB	122.07	.00	.00	.00	.00	122.07
200	9107	HIGH SCHOOL SPANISH CLUB	211.90	.00	385.00	.00	19.70	577.20
200	9108	HIGH SCHOOL LEO CLUB	1,847.90	.00	2,159.55	.00	538.18	3,469.27
200	9114	HIGH SCHOOL STUDENT COUNC	2,437.71	.00	370.00	.00	150.00	2,657.71
200	9115	HIGH SCHOOL KEY CLUB	1,176.88	159.65	499.65	.00	490.00	1,186.53
200	9116	HIGH SCHOOL CHESS CLUB	.00	.00	205.00	.00	.00	205.00
200	9119	HIGH SCHOOL YEARBOOK FUND	41,123.01	810.00	13,400.00	.00	9,550.06	44,972.95
200	9120	HIGH SCHOOL JOURNALISM FU	1,089.44	.00	.00	.00	.00	1,089.44
200	9121	HIGH SCHOOL NATIONAL HONO	2,525.00	.00	700.00	.00	1,406.52	1,818.48
200	9160	HIGH SCHOOL GERMAN CLUB	55.00	.00	.00	.00	.00	55.00
200	9201	JUNIOR HIGH ART CLUB	.00	.00	85.00	21.01	21.01	63.99
200	9204	JUNIOR HIGH STUDENT COUNC	786.34	392.00	668.75	175.00	259.29	1,195.80
200	9205	JUNIOR HIGH LIBRARY CLUB	77.65	.00	.00	.00	.00	77.65
200	9301	EASTERN ELEMENTARY STUDEN	82.66	715.28	804.54	101.76	101.76	785.44
200	9401	CENTRAL ELEMENTARY STUDEN	382.69	.00	.00	.00	.00	382.69
200	9611	HIGH SCHOOL INFORMED TEEN	470.63	.00	418.00	.00	100.00	788.63
200	9612	JUNIOR HIGH INFORMED TEEN	263.45	.00	.00	.00	214.83	48.62

FINANCIAL SUMMARY REPORT
 Processing Month: February 2015
 LEXINGTON LOCAL SCHOOLS

Fnd	Sec	Description	Beginning Balance	MTD Revenues	FYTD Revenues	MTD Expenditures	FYTD Expenditures	Current Available Balance
300	9115	JAZZ BAND	1,230.59	555.00	555.00	.00	108.65	1,676.94
300	9116	CHOIR	2,660.56	599.00-	29,211.40	425.00	30,727.00	1,144.96
300	9206	JUNIOR HIGH PHYS ED DEPAR	769.79	270.00	1,669.00	.00	1,022.10	1,416.69
300	9210	JR HIGH INSTRUMENTAL	41.03	.00	.00	.00	.00	41.03
300	9600	ATHLETIC FUND	1,768.45	13,065.56	178,163.29	17,072.66	170,436.53	9,495.21
300	9602	ORCHESTRA	63.22	.00	.00	.00	.00	63.22
300	9603	ELEMENTARY MUSIC	945.67	.00	.00	.00	.00	945.67
300	9605	BAND	232.95	.00	.00	.00	.00	232.95
451	9015	Network Connectivity FY 2	.00	.00	4,500.00	4,500.00	4,500.00	.00
499	9101	STATE GRANT 2001 READING	2,362.64	.00	.00	90.10	577.91	1,784.73
506	9014	RACE TO THE TOP GRANT FY1	2,868.24	.00	2,868.24-	.00	.00	.00
506	9015	RACE TO THE TOP GRANT FY1	.00	500.00	28,424.35	2,734.21	29,754.56	1,330.21-
516	9014	IDEA-B SPECIAL EDUCATION	72.07	.00	26,015.57	.00	26,087.64	.00
516	9015	IDEA-B SPECIAL EDUCATION	.00	42,106.82	251,643.12	42,335.95	252,856.54	1,213.42-
572	9014	TITLE I FY14	47.06	.00	28,564.31	.00	28,611.37	.00
572	9015	TITLE I FY15	.00	21,265.68	134,515.38	21,314.00	132,121.80	2,393.58
587	9015	EARLY CHILDHOOD SPECIAL E	.00	.00	872.17	.00	607.02	265.15
590	9015	TITLE II-A IMPROVING TEAC	.00	3,186.73	30,843.56	5,660.21	32,603.31	1,759.75-
Grand Total All Funds			5,875,569.62	2,296,979.91	17590,685.37	1,905,560.81	17606,016.95	5860,238.04
Total Invested Funds			.00					

DATE: 03/04/2015
TIME: 08:33:14OHIO DEPARTMENT OF EDUCATION - OFFICE OF SCHOOL MANAGEMENT ASSISTANCE
ANNUAL SPENDING PLAN (CURRENT OPERATION - GENERAL FUND ONLY - O.R.C. 5705.391)

PAGE: 1

SCHOOL DISTRICT: LEXINGTON LOCAL SCHOOLS

IRN # 049437

COUNTY: RICHLAND

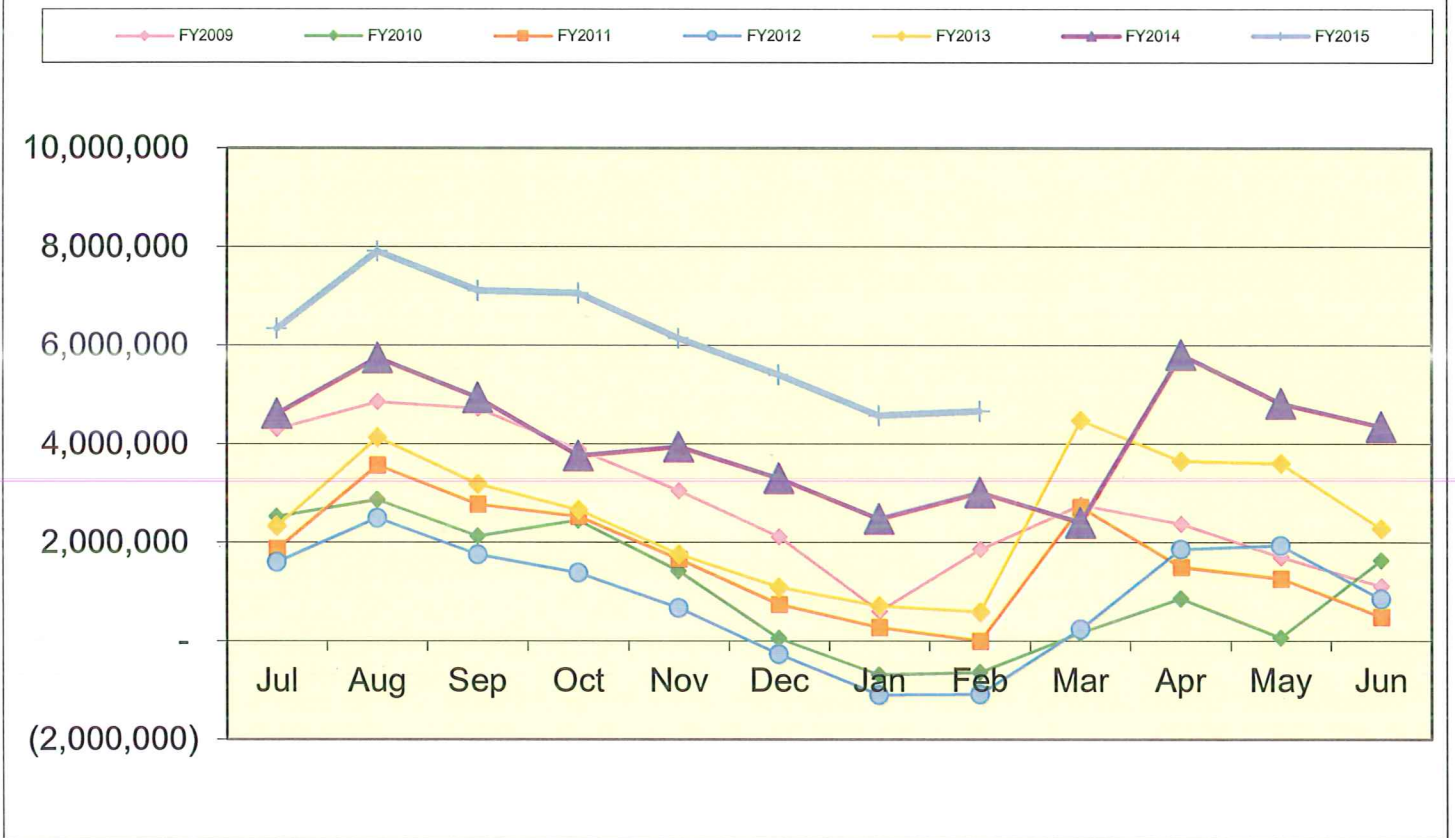
FISCAL YEAR: 2015 MONTH: 02

	MONTHLY ESTIMATE	MONTHLY ACTUAL	MONTHLY DIFFERENCE	FISCAL YTD ESTIMATE	FISCAL YTD ACTUAL	FISCAL YTD DIFFERENCE
REVENUES						
01.010 General Property (Real Estate)	750,000	862,450	112,450	5,750,000	5,575,936	174,064-
01.020 Tangible Personal Property Tax	0	0	0	160,000	194,706	34,706
01.030 Income Tax	0	0	0	0	0	0
01.035 Unrestricted Grants-in-Aid	800,000	850,949	50,949	6,280,000	6,431,372	351,372
01.040 Restricted Grants-in-Aid	5,500	6,503	1,003	55,600	51,842	3,758-
01.045 Restricted Grants-in-Aid - SFSF	0	0	0	0	0	0
01.050 Property Tax Allocation	0	0	0	867,000	886,321	19,321
01.060 All Other Operating Revenue	30,000	13,662	16,338-	225,000	259,073	34,073
01.070 Total Revenue	1,585,500	1,733,564	148,064	13,337,600	13,599,250	261,650
OTHER FINANCING SOURCES						
02.010 Proceeds from Sale of Notes	0	0	0	0	0	0
02.020 State Emergency Loans & Advancements (Approved)	0	0	0	0	0	0
02.040 Operating Transfers-In	0	0	0	0	0	0
02.050 Advances-In	0	0	0	12,500	12,500	0
02.060 All Other Financing Sources	0	16,800	16,800	70,000	125,955	55,955
02.070 Total Other Financing Sources	0	16,800	16,800	82,500	138,455	55,955
02.080 Total Revenues and Other Financing Sources	1,585,500	1,750,364	164,864	13,420,100	13,737,705	317,605
EXPENDITURES						
03.010 Personal Services	1,020,000	945,263	74,737-	7,610,000	7,508,265	101,735-
03.020 Employees' Retirement/Insurance Benefits	420,000	415,679	4,321-	3,340,000	3,173,873	166,127-
03.030 Purchased Services	275,000	262,883	12,117-	1,950,000	2,037,853	87,853
03.040 Supplies and Materials	65,000	34,044	30,956-	565,000	548,886	16,114-
03.050 Capital Outlay	2,500	1,240	1,260-	21,500	38,371	16,871
03.060 Intergovernmental	0	0	0	0	0	0
04.010 Debt Service: All Principal (Historical)	0	0	0	0	0	0
04.020 Debt Service: Principal - Notes	0	0	0	0	0	0
04.030 Debt Service: Principal - State Loans	0	0	0	0	0	0
04.040 Debt Service: Principal - State Advancements	0	0	0	0	0	0
04.050 Debt Service: Principal - HB 264 Loans	0	0	0	0	0	0
04.055 Debt Service: Principal - Other	0	0	0	0	0	0
04.060 Debt Service: Interest and Fiscal Charges	0	0	0	0	0	0
04.300 Other Objects	4,000	1,405	2,595-	137,000	123,497	13,503-
04.500 Total Expenditures	1,786,500	1,660,514	125,986-	13,623,500	13,430,745	192,755-
OTHER FINANCING USES						
05.010 Operating Transfers - Out	0	0	0	0	0	0
05.020 Advances - Out	0	0	0	0	0	0
05.030 All Other Financing Uses	0	0	0	0	0	0
05.040 Total Other Financing Uses	0	0	0	0	0	0
05.050 Total Expenditure and Other Financing Uses	1,786,500	1,660,514	125,986-	13,623,500	13,430,745	192,755-
06.010 Excess Rev & Oth Financing Sources over(under) Exp &	201,000-	89,850	290,850	203,400-	306,960	510,360
07.010 Beginning Cash Balance	4,353,723	4,573,233	219,510	4,356,123	4,356,123	0
07.020 Ending Cash Balance	4,152,723	4,663,083	510,360	4,152,723	4,663,083	510,360
08.010 Outstanding Encumbrances	1,000,000	928,951	71,049-	1,000,000	928,951	71,049-

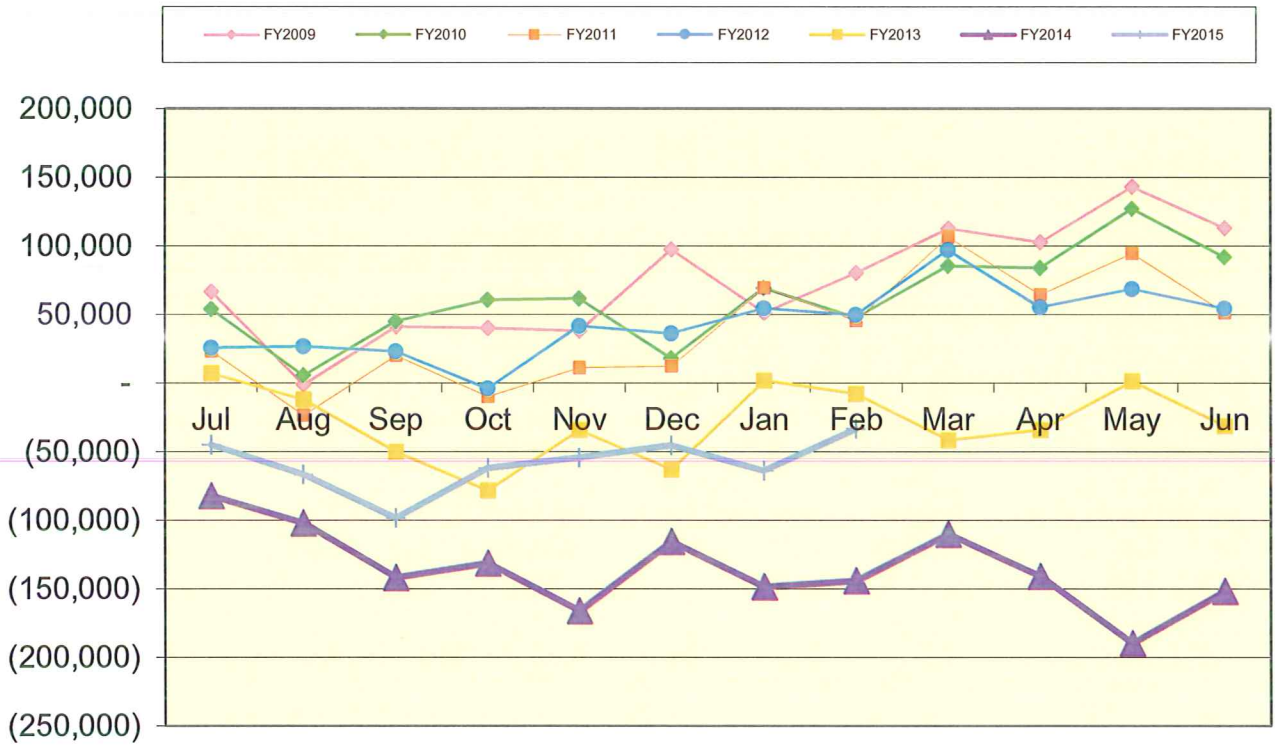
**LEXINGTON LOCAL SCHOOL DISTRICT
GENERAL FUND ONLY 2014-15
SUMMARY OF RECEIPTS AND EXPENDITURES - FIVE YEAR FORECAST FORMAT**

LINE	DESCRIPTION	2/28/2015	FISCAL YEAR TO DATE Estimate	FISCAL YEAR TO DATE Actual	VARIANCE Estimate vs. Actual	PERCENT of VARIANCE
LINE 7.010	BEGINNING CASH BALANCE			\$ 4,356,123		
REVENUES						
LINE 1.010	Real Estate Tax	\$ 5,750,000	\$ 5,750,000	\$ 5,575,936	(\$174,064)	-3.03%
LINE 1.020	Personal Property Tax	\$ 160,000	\$ 160,000	\$ 194,706	\$34,706	21.69%
LINE 1.030	Income Tax	\$ -	\$ -	\$ -	\$0	
LINE 1.035	State Funding	\$ 6,280,000	\$ 6,280,000	\$ 6,631,372	\$351,372	5.60%
LINE 1.040	Career Tech Funding	\$ 55,600	\$ 55,600	\$ 51,842	(\$3,758)	-6.76%
LINE 1.050	Property Tax Allocation	\$ 867,000	\$ 867,000	\$ 886,321	\$19,321	2.23%
LINE 1.060	Other Operating Revenue	\$ 225,000	\$ 225,000	\$ 259,073	\$34,073	15.14%
LINE 1.070	TOTAL REVENUE	\$ 13,337,600	\$ 13,337,600	\$ 13,599,250	\$261,650	1.96%
EXPENSES						
LINE 2.01	Proceeds from Notes	\$ -	\$ -	\$ -	\$0	
LINE 2.04	Transfers In	\$ -	\$ -	\$ -	\$0	
LINE 2.050	Advances In	\$ 12,500	\$ 12,500	\$ 12,500	\$0	0.00%
LINE 2.060	Other Financing Sources	\$ 70,000	\$ 70,000	\$ 125,955	\$55,955	79.94%
LINE 2.070	TOTAL OTHER SOURCES	\$ 82,500	\$ 82,500	\$ 138,455	\$55,955	67.82%
LINE 2.080	TOTAL REVENUES & Sources	\$ 13,420,100	\$ 13,420,100	\$ 13,737,705	\$317,605	2.37%
EXPENSES						
LINE 3.010	Salaries	\$ 7,610,000	\$ 7,610,000	\$ 7,508,265	\$101,735	1.34%
LINE 3.020	Retirement and Benefits	\$ 3,340,000	\$ 3,340,000	\$ 3,173,873	\$166,127	4.97%
LINE 3.030	Purchased Services	\$ 1,950,000	\$ 1,950,000	\$ 2,037,853	(\$87,853)	-4.51%
LINE 3.040	Supplies and Materials	\$ 565,000	\$ 565,000	\$ 548,886	\$16,114	2.85%
LINE 3.050	Capital Outlay and Equipment	\$ 21,500	\$ 21,500	\$ 38,371	(\$16,871)	-78.47%
LINE 3.06	INTERGOVERNMENTAL	\$ -	\$ -	\$ -	\$0	
LINE 4.020	DEBT SERVICE - Notes	\$ -	\$ -	\$ -	\$0	
LINE 4.060	DEBT SERVICE - Interest charges	\$ -	\$ -	\$ -	\$0	
LINE 4.300	Other Objects	\$ 137,000	\$ 137,000	\$ 123,497	\$13,503	9.86%
LINE 4.500	TOTAL EXPENDITURES	\$ 13,623,500	\$ 13,623,500	\$ 13,430,745	\$192,755	1.41%
LINE 5.00	TRANSFERS OUT	\$ -	\$ -	\$ -	\$0	
LINE 5.02	ADVANCES OUT	\$ -	\$ -	\$ -	\$0	
LINE 5.03	ALL OTHER USES	\$ -	\$ -	\$ -	\$0	
LINE 5.040	TOTAL OTHER USES	\$ -	\$ -	\$ -	\$0	
LINE 5.050	TOTAL EXPENDITURES & USES	\$ 13,623,500	\$ 13,623,500	\$ 13,430,745	\$192,755	1.41%
		Estimate	Actual	Variance		
LINE 6.010	REVENUES OVER EXPENSES	\$ (203,400)	\$ 306,960	\$510,360		
LINE 7.020	ENDING CASH BALANCE	\$ 4,152,723	\$ 4,663,083	\$510,360		
	Less Reserves	\$ (87,929)	\$ (87,929)	\$ -		
LINE 8.010	Less Outstanding Encumbrances	\$ (1,000,000)	\$ (928,951)	\$ 71,049	-7.10%	
LINE 15.010	Unreserved Fund Balance	\$ 3,064,794	\$ 3,646,203	\$581,409	18.97%	
		Estimate	Actual	Benchmark Yr. End		
	Salaries/Benefits as % of Revenue	82.1%	78.5%	80.1% or below		
	True Days Cash - Calendar Days on which can operate	55	66	60 or above		

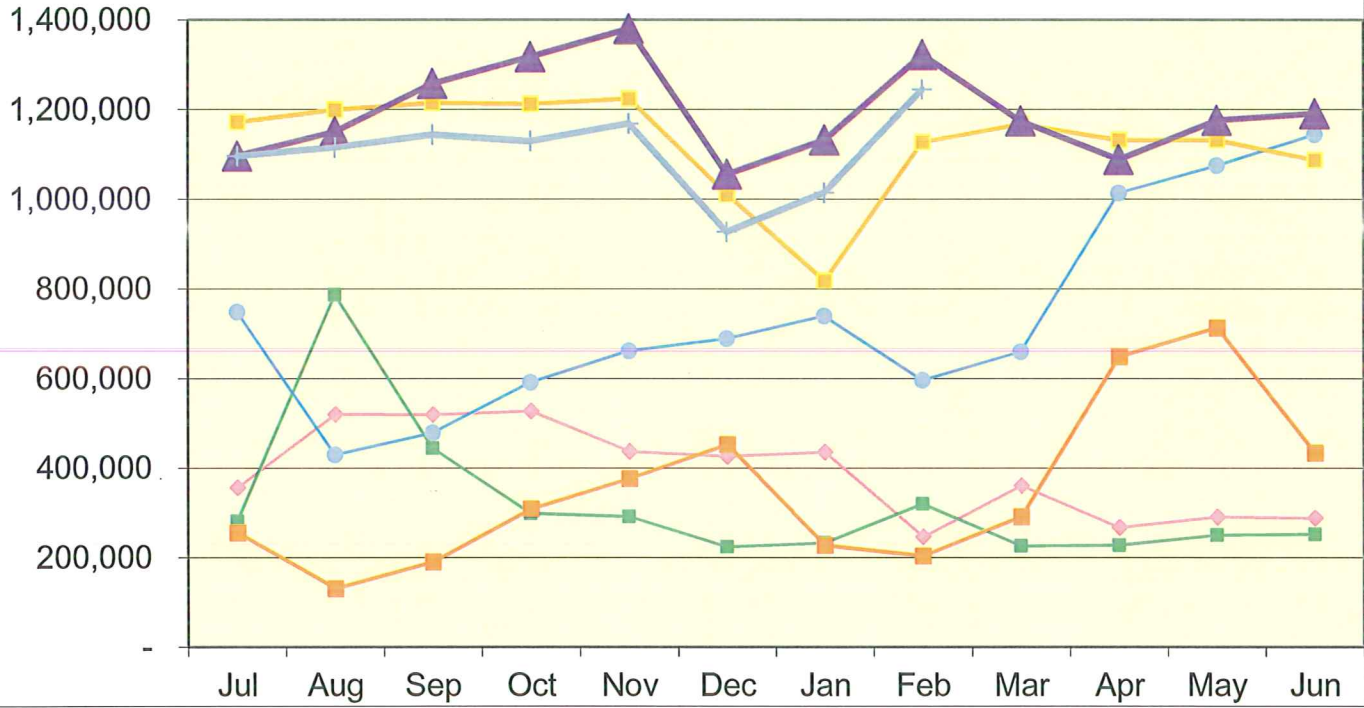
Lexington Local Schools General Fund Cash Balance



Lexington Local Schools Food Service Fund Cash Balance



Lexington Local Schools Employee Benefits Fund Cash Balance



Lexington Local Schools

Permanent Improvement Fund 2/28/2015

	Budgeted Amount	Actual Fiscal Year Expended	Current Encumbrances	Available Budget
Instruction and Administration				
Pre-school equipment - Western	\$ 5,763.91	\$ -	\$ -	\$5,763.91
Textbooks and instructional equipment	\$ 143,785.86	\$ 140,911.56	\$ 1,100.80	\$1,773.50
JH Art - Kiln	\$ 2,345.99	\$ 2,303.99	\$ -	\$42.00
HS Art - District portion of LAB grant	\$ 459.00	\$ -	\$ -	\$459.00
HS Art - 3D Printer & Filaments	\$ 2,052.00	\$ 2,052.00	\$ -	\$0.00
New Desk - Eastern	\$ 400.00	\$ -	\$ 400.00	\$0.00
New copier - Curriculum Director	\$ -	\$ 2,088.05	\$ -	(\$2,088.05)
Laptop - Bus Garage	\$ -	\$ 737.10	\$ -	(\$737.10)
Laptop - Treasurer's Office	\$ -	\$ 741.93	\$ -	(\$741.93)
JH PE Equipment	\$ 400.00	\$ -	\$ 181.86	\$218.14
JH/HS music instruments and equipment	\$ 10,315.70	\$ 9,476.00	\$ -	\$839.70

Maintenance				
Asphalt throughout District (Hammett)	\$ 133,364.00	\$ 133,364.00	\$ -	\$0.00
New mower	\$ 9,000.00	\$ 8,969.00	\$ -	\$31.00
Tractor Lease	\$ -	\$ 19,416.08	\$ -	(\$19,416.08)
Roof Repairs (Central & HS)	\$ 50,000.00	\$ 49,037.46	\$ -	\$962.54

Transportation				
New bus	\$ 90,610.00	\$ 90,610.00	\$ -	\$0.00
Vehicles (Maint. Pickup, Dump Truck)	\$ 63,589.49	\$ 53,024.10	\$ -	\$10,565.39

Technology				
Computers, servers, tech equip., etc.	\$ 200,000.00	\$ 140,058.66	\$ 378.68	\$59,562.66

Food Service				
Food Service Van	\$ 36,410.51	\$ 36,410.11	\$ -	\$0.40
Food Service Equipment Maintenance/Repair	\$ -	\$ 15,586.86	\$ 5,378.85	(\$20,965.71)

Athletics and Student Activities				
JH ice machine (Athletics)	\$ 2,323.77	\$ 2,364.00	\$ -	(\$40.23)
Athletic equipment, etc.	\$ 16,676.00	\$ 15,726.00	\$ -	\$950.00
Athletic office furniture	\$ 561.71	\$ 561.71	\$ -	\$0.00
Guard Costumes - Football	\$ 2,422.00	\$ 2,422.00	\$ -	\$0.00
3 Cellos (Kohr k39c)	\$ 2,925.00	\$ 2,925.00	\$ -	\$0.00
Washer/Dryer	\$ 15,165.00	\$ -	\$ 15,165.00	\$0.00
Flag Corps flags/rifles	\$ 1,795.00	\$ 1,795.00	\$ -	\$0.00

Fees				
Tax Collection Fees	\$ 12,000.00	\$ 5,117.50	\$ -	\$6,882.50

	Budgeted Amount	Actual Fiscal Year Expended	Current Encumbrances	Available Budget
Totals	\$ 802,364.94	\$ 735,698.11	\$ 22,605.19	\$ 44,061.64
Total Budgeted Plus Return to Gen. Fund	\$ 802,364.94			

Actual Cash Balance 7/1/14	\$ 184,452.93
Revenues FY15 - Taxes from levy	\$ 372,174.07
Expenditures FY15	\$ (735,698.11)
Current Cash Balance	(\$179,071.11)
Current Encumbrances	\$ (22,605.19)
Available Balance	(\$201,676.30)

Estimated Remaining Revenues FY15 - Taxes from levy	\$ 227,825.93
Estimated 6/30/15 Carryover	\$ 26,149.63

Lexington Local Schools

Food Service Fund 2014-15 vs. 2013-2014

							Beginning Balance 7/1/14	\$ 842
2014-2015 Through 2/28/15								
<i>Revenues</i>	District-Wide	High School	Junior High	Eastern	Central	Western	Total	
Student Type A, Ezpay, Misc	\$ -	\$ 89,475	\$ 34,966	\$ 35,217	\$ 27,335	\$ 19,836	\$ 206,829	
Student Break, Milk & A La Carte	\$ -	\$ 50,540	\$ 15,462	\$ 6,121	\$ 4,510	\$ 4,107	\$ 80,740	
Adult & Misc revenues	\$ 2,173	\$ 2,107	\$ 1,636	\$ 1,617	\$ 1,690	\$ 753	\$ 9,976	
State Reimb	\$ -	\$ 755	\$ 625	\$ 815	\$ 719	\$ 485	\$ 3,399	
Federal Reimb	\$ -	\$ 43,122	\$ 26,401	\$ 34,548	\$ 30,464	\$ 24,634	\$ 159,169	
Total Revenues	\$ 2,173	\$ 185,999	\$ 79,090	\$ 78,318	\$ 64,718	\$ 49,815	\$ 460,113	
<i>Expenses</i>								
Wages	\$ 29,509	\$ 77,120	\$ 37,823	\$ 29,362	\$ 17,973	\$ 23,458	\$ 215,245	
Severance	\$ -	\$ -	\$ -	\$ -	\$ -	\$ -	\$ -	
Retirement	\$ 7,544	\$ 20,803	\$ 9,058	\$ 8,255	\$ 6,249	\$ 5,819	\$ 57,728	
Medical	\$ 12,457	\$ 24,647	\$ 10,956	\$ 15,013	\$ 5,321	\$ 2,128	\$ 70,522	
Life, Dent, MC, WC	\$ 749	\$ 2,033	\$ 1,196	\$ 893	\$ 426	\$ 388	\$ 5,685	
Purch Serv, Repairs, Phone, Postage	\$ 3,035	\$ 1,911	\$ 3,381	\$ 1,299	\$ 1,016	\$ 597	\$ 11,239	
Supplies	\$ 2,344	\$ -	\$ -	\$ -	\$ -	\$ -	\$ 2,344	
Food Costs	\$ -	\$ 60,143	\$ 21,710	\$ 36,839	\$ 6,901	\$ 6,009	\$ 131,602	
Equipment	\$ -	\$ -	\$ -	\$ -	\$ -	\$ -	\$ -	
Other Costs	\$ -	\$ -	\$ -	\$ -	\$ -	\$ -	\$ -	
Total Expenses	\$ 55,638	\$ 186,657	\$ 84,124	\$ 91,661	\$ 37,886	\$ 38,399	\$ 494,365	
Net Gain (Loss)	\$ (53,465)	\$ (658)	\$ (5,034)	\$ (13,343)	\$ 26,832	\$ 11,416	\$ (34,252)	
							Ending Cash Balance 2/28/15	\$ (33,410)

							Beginning Balance 7/1/13	\$ 959
2013-2014 Through 2/28/14								
<i>Revenues</i>	District-Wide	High School	Junior High	Eastern	Central	Western	Total	
Student Type A, Ezpay, Misc	\$ -	\$ 98,680	\$ 45,555	\$ 42,537	\$ 30,552	\$ 20,390	\$ 237,714	
Student Break, Milk & A La Carte	\$ -	\$ 49,894	\$ 18,016	\$ 7,615	\$ 4,739	\$ 3,572	\$ 83,836	
Adult & Misc revenues	\$ 6,488	\$ 2,580	\$ 1,667	\$ 1,923	\$ 2,083	\$ 682	\$ 15,423	
State Reimb	\$ -	\$ 890	\$ 647	\$ 923	\$ 676	\$ 527	\$ 3,663	
Federal Reimb	\$ -	\$ 33,568	\$ 23,961	\$ 34,457	\$ 27,212	\$ 17,969	\$ 137,167	
Total Revenues	\$ 6,488	\$ 185,612	\$ 89,846	\$ 87,455	\$ 65,262	\$ 43,140	\$ 477,803	
<i>Expenses</i>								
Wages	\$ 30,414	\$ 88,066	\$ 44,530	\$ 40,552	\$ 40,450	\$ 30,573	\$ 274,585	
Severance	\$ -	\$ -	\$ -	\$ -	\$ -	\$ -	\$ -	
Retirement	\$ 7,279	\$ 22,490	\$ 9,256	\$ 8,823	\$ 8,405	\$ 6,056	\$ 62,309	
Medical	\$ 8,650	\$ 36,043	\$ 10,521	\$ 14,417	\$ 10,521	\$ 7,209	\$ 87,361	
Life, Dent, MC, WC	\$ 749	\$ 2,270	\$ 1,238	\$ 1,050	\$ 1,199	\$ 639	\$ 7,145	
Purch Serv, Repairs, Phone, Postage	\$ 4,441	\$ 2,154	\$ 1,834	\$ 1,351	\$ 610	\$ 1,396	\$ 11,786	
Supplies	\$ 2,707	\$ -	\$ -	\$ -	\$ -	\$ -	\$ 2,707	
Food Costs	\$ -	\$ 60,499	\$ 26,577	\$ 23,886	\$ 18,696	\$ 15,190	\$ 144,848	
Equipment	\$ -	\$ -	\$ -	\$ -	\$ -	\$ -	\$ -	
Other Costs	\$ -	\$ -	\$ -	\$ -	\$ -	\$ -	\$ -	
Total Expenses	\$ 54,240	\$ 211,522	\$ 93,956	\$ 90,079	\$ 79,881	\$ 61,063	\$ 590,741	
Net Gain (Loss)	\$ (47,752)	\$ (25,910)	\$ (4,110)	\$ (2,624)	\$ (14,619)	\$ (17,923)	\$ (112,938)	
							Ending Cash Balance 2/28/14	\$ (111,979)

Check#	Check Date	Org Sta	Vendor Paid	Check Amount	Status Date
072597	02/05/2015	W/R	ABER'S TRUCK CENTER	650.00	02/12/2015
072598	02/05/2015	W/R	CAMPBELL, AMY	100.00	02/10/2015
072599	02/05/2015	W/R	CDW-G	251.90	02/13/2015
072600	02/05/2015	W/R	COWLES, CINDY	2,270.52	02/10/2015
072601	02/05/2015	W/R	CLEARWATER SYSTEMS	29.90	02/11/2015
072602	02/05/2015	W/R	KUNZ, CYNTHIA J	423.00	02/11/2015
072603	02/05/2015	W/R	ROBERTS, DAVID B (ESL)	922.50	02/11/2015
072604	02/05/2015	W/R	EGGERTON, GENELLE	59.36	02/24/2015
072605	02/05/2015	W/R	HELPING HANDS CENTER FOR	3,400.00	02/11/2015
072606	02/05/2015	W/R	CAVALIER, JENNIFER	60.48	02/09/2015
072607	02/05/2015	W/R	WEIDIG, KATHY	92.96	02/09/2015
072608	02/05/2015	W/R	KELL ACE HARDWARE	7.76	02/18/2015
072609	02/05/2015	W/R	LEXINGTON LOCAL SCHOOLS	54.25	02/18/2015
072610	02/05/2015	W/R	JAENKE, MARSHA	195.00	02/13/2015
072611	02/05/2015	W/R	HENSEL, MELODY	100.00	02/09/2015
072612	02/05/2015	W/R	HOCK, MICHELE	75.65	02/10/2015
072613	02/05/2015	W/R	HILL, MIKE	150.00	02/11/2015
072614	02/05/2015	W/R	RICHLAND CO. HEALTH DEPT	14,794.50	02/11/2015
072615	02/05/2015	W/R	PEPPLE & WAGGONER, LTD.	440.00	02/10/2015
072616	02/05/2015	W/R	QUENCH	38.00	02/11/2015
072617	02/05/2015	W/R	SCHMIDT SECURITY	521.00	02/10/2015
072618	02/05/2015	W/R	SDE REGISTRATIONS	388.00	02/20/2015
072619	02/05/2015	W/R	STATE TEACHERS RETIREMENT	4,658.04	02/13/2015
072620	02/05/2015	W/R	UNITY SCHOOL BUS PARTS	351.20	02/11/2015
072621	02/09/2015	W/R	WEAVER, BOBBI	174.64	02/12/2015
072622	02/09/2015	W/R	CENTRAL OHIO YOUTH CENTER	1,190.00	02/19/2015
072623	02/09/2015	W/R	CLEARWATER SYSTEMS	59.80	02/13/2015
072624	02/09/2015	W/R	CULLIGAN QUALITY WATER	37.00	02/17/2015
072625	02/09/2015	W/R	EAST KNOX LOCAL SCHOOLS	50.00	02/18/2015
072626	02/09/2015	W/R	G & L SUPPLY CO.	99.95	02/12/2015
072627	02/09/2015	W/W	J.D. DARLING MASONRY	1,200.00	
072628	02/09/2015	W/R	RHOAD, JANA	35.00	02/18/2015
072629	02/09/2015	W/R	JOHNSON, JOHN H	75.00	02/13/2015
072630	02/09/2015	W/R	MANSFIELD AUTO PARTS	2,682.21	02/13/2015
072631	02/09/2015	W/W	OMEA	220.00	
072632	02/09/2015	W/R	R & L APPLIANCE PARTS	229.00	02/17/2015
072633	02/09/2015	W/R	SCHOOL HEALTH CORP.	29.90	02/17/2015
072634	02/09/2015	W/R	SMETZ'S TIRE SERVICE CENTER	113.90	02/18/2015
072635	02/09/2015	W/R	SPORT-N-SHOES	250.00	02/13/2015
072636	02/09/2015	W/R	STANTON SHEET MUSIC	42.30	02/13/2015
072637	02/09/2015	W/R	OHIO STATE UNIVERSITY	150.00	02/26/2015
072638	02/09/2015	W/R	TRANSPORTATION ACCESSORIES CO.	108.23	02/13/2015
072639	02/09/2015	W/R	COWLES, CINDY	667.80	02/23/2015
072640	02/10/2015	W/R	O.E. MEYER COMPANY	59.06	02/23/2015
072641	02/11/2015	W/R	BOB ROGERS TRAVEL	425.00	02/24/2015
072642	02/11/2015	W/R	CALLIS, BRANDEE	8.00	02/26/2015
072643	02/11/2015	W/W	SUBLETT, DIANE	44.75	
072644	02/11/2015	W/R	DISTRICT 9 BASEBALL COACHES	20.00	02/23/2015
072645	02/11/2015	W/R	GEYER'S MARKET'S, INC.	67.01	02/17/2015
072646	02/11/2015	W/R	MACK, HEIDI	175.00	02/17/2015
072647	02/11/2015	W/R	HEINEMANN	3,213.00	02/18/2015
072648	02/11/2015	W/R	HURSH DRUG, INC.	124.13	02/18/2015

Check#	Check Date	Org Sta	Vendor Paid	Check Amount	Status Date
072649	02/11/2015	W/R	WATKINS, JOHN	20.06	02/19/2015
072650	02/11/2015	W/R	KELL ACE HARDWARE	9.22	02/18/2015
072651	02/11/2015	W/R	MEDCENTRAL PEDIATRIC THERAPY	31,240.00	02/19/2015
072652	02/11/2015	W/R	RC THERAPY SERVICES, INC.	5,795.50	02/18/2015
072653	02/11/2015	W/R	SYSCO CLEVELAND, INC.	1,580.56	02/18/2015
072654	02/11/2015	W/R	TRUCK SALES & SERVICE, INC.	1,262.13	02/19/2015
072655	02/11/2015	W/R	UNIVERSITY OF AKRON	500.00	02/26/2015
072656	02/12/2015	W/R	OCHI, MADOKA	971.90	02/19/2015
072657	02/16/2015	W/R	ALTITUDE HEADQUARTERS, LLC	450.00	02/20/2015
072658	02/16/2015	W/W	LITTLE, ANDY J	500.00	
072659	02/16/2015	W/R	PAULEY, BRETT	125.00	02/23/2015
072660	02/16/2015	W/R	CARDINAL BUS SALES & SERVICE	69.22	02/20/2015
072661	02/16/2015	W/R	CDW-G	1,428.46	02/23/2015
072662	02/16/2015	W/R	COWLES, CINDY	667.80	02/23/2015
072663	02/16/2015	W/R	COLE DISTRIBUTING	194.35	02/19/2015
072664	02/16/2015	W/R	COLES ENERGY, INC.	621.63	02/20/2015
072665	02/16/2015	W/R	Constellation NewEnergy	10,636.97	02/23/2015
072666	02/16/2015	W/W	THOMPSON, DANIELLE	92.92	
072667	02/16/2015	W/R	WISENBARGER, DEBRA	90.10	02/18/2015
072668	02/16/2015	W/R	DRAIN-PRO	150.00	02/26/2015
072669	02/16/2015	W/R	ESC OF CENTRAL OHIO	85.00	02/23/2015
072670	02/16/2015	W/R	GILBARCO INC.	30.00	02/23/2015
072671	02/16/2015	W/W	SCHEIBER, HILLARY	100.00	
072672	02/16/2015	W/R	STRICKLER, JEFFREY	72.00	02/19/2015
072673	02/16/2015	W/R	VANHOUTEN, JON	375.00	02/24/2015
072674	02/16/2015	W/R	PATNODE, KARLEY	80.00	02/23/2015
072675	02/16/2015	W/R	TAYLOR, KEVIN	314.61	02/19/2015
072676	02/16/2015	W/W	McPEEK, KRISTEN	31.51	
072677	02/16/2015	W/R	LEX LANES	545.00	02/24/2015
072678	02/16/2015	W/R	LEXINGTON LOCAL SCHOOLS	235.34	02/17/2015
072679	02/16/2015	W/R	TOMELLEO, LOUIS MICHAEL	125.00	02/20/2015
072680	02/16/2015	W/R	JAENKE, MARSHA	390.00	02/20/2015
072681	02/16/2015	W/W	CTB/McGRAW-HILL	2,103.55	
072682	02/16/2015	W/R	MID-OHIO ED. SERVICE CENTER	1,420.40	02/19/2015
072683	02/16/2015	W/W	MIKE'S MUSIC CORNER	115.00	
072684	02/16/2015	W/W	METCALF, MINDY T	125.00	
072685	02/16/2015	W/R	NEWS JOURNAL	80.50	02/23/2015
072686	02/16/2015	W/R	RICHLAND CO. HEALTH DEPT	1,280.00	02/23/2015
072687	02/16/2015	W/R	NATIONAL SCIENCE TEACHERS	510.00	02/24/2015
072688	02/16/2015	W/R	NCOC	700.00	02/26/2015
072689	02/16/2015	W/W	OMEA	570.00	
072690	02/16/2015	W/R	ROHR, PAIGE	280.00	02/23/2015
072691	02/16/2015	W/R	PLUMBMASTER, INC.	101.99	02/24/2015
072692	02/16/2015	W/R	RENHILL GROUP, INC.	1,433.50	02/20/2015
072693	02/16/2015	W/R	RICHLAND NEWHOPE CENTER	1,828.50	02/24/2015
072694	02/16/2015	W/R	RUMPKE	731.64	02/20/2015
072695	02/16/2015	W/R	SLAYBAUGH, SARAH	495.00	02/25/2015
072696	02/16/2015	W/R	SHIFFLER EQUIPMENT SALES	43.09	02/20/2015
072697	02/16/2015	W/R	SIEMENS INDUSTRY, INC.	795.00	02/20/2015
072698	02/16/2015	W/W	SIGN GRAPHIX	433.50	
072699	02/16/2015	W/R	SPECTRUM BEHAVIORAL SOLUTIONS	5,050.00	02/20/2015
072700	02/16/2015	W/R	STAR LANES AT THE HARBOR	80.00	02/26/2015

Date: 3/04/2015

C H E C K R E G I S T E R
Processing Month: February 2015
LEXINGTON LOCAL SCHOOLS

Page: 3
(CHKREG)

Check#	Check Date	Org Sta	Vendor Paid	Check Amount	Status Date
072701	02/16/2015	W/W	BACQUET, TIM	34.00	
072702	02/16/2015	W/R	TREASURER, STATE OF OHIO	78.25	02/26/2015
072703	02/16/2015	W/R	WALTERS' BOILER WORKS INC	5,990.00	02/23/2015
072704	02/16/2015	W/R	WOLFF BROS. SUPPLY, INC.	22.64	02/20/2015
072705	02/17/2015	W/R	HAYES, PATTY	400.00	02/24/2015
072706	02/18/2015	W/R	BOWLING GREEN STATE UNIVERSITY	823.00	02/27/2015
072707	02/18/2015	W/R	GRAINGER	100.50	02/23/2015
072708	02/18/2015	W/W	McPEEK, KRISTEN	60.00	
072709	02/18/2015	W/R	LEXINGTON ATHLETIC DEPT./PC	3,575.00	02/18/2015
072710	02/18/2015	W/R	METROPOLITAN EDUCATIONAL	1,057.97	02/23/2015
072711	02/18/2015	W/W	OLECKI, MICHELLE	200.00	
072712	02/18/2015	W/R	SCHOOL EMPLOYEES RETIREMENT	5,341.73	02/23/2015
072713	02/18/2015	W/R	STAR LANES AT THE HARBOR	80.00	02/26/2015
072714	02/18/2015	W/R	STATE TEACHERS RETIREMENT	4,658.04	02/24/2015
072715	02/18/2015	W/R	HOLIDAY INN EXPRESS	1,730.24	02/24/2015
072716	02/18/2015	W/W	UNIVERSITY OF AKRON	100.00	
072717	02/18/2015	B/B	MURATA, YUKIHISA	176.70	
072718	02/18/2015	B/R	BROWN, GREG	1,038.00	02/27/2015
072719	02/23/2015	W/R	NICKLES BAKERY	447.29	02/26/2015
072720	02/23/2015	W/W	BATTERY MART	325.73	
072721	02/23/2015	W/R	CBIZ BENEFITS & INSURANCE	2,750.00	02/27/2015
072722	02/23/2015	W/W	CDW-G	255.13	
072723	02/23/2015	W/R	CHARLES RITTER CO.	473.13	02/25/2015
072724	02/23/2015	W/R	COLE DISTRIBUTING	17,146.64	02/25/2015
072725	02/23/2015	W/R	CONSERVE FLAG COMPANY	82.75	02/27/2015
072726	02/23/2015	W/R	DAIRY ENTERPRISES INC.	1,358.08	02/26/2015
072727	02/23/2015	W/R	DELL MARKETING L.P.	169.90	02/26/2015
072728	02/23/2015	W/W	MARIKIS, DENNIS	12,900.00	
072729	02/23/2015	W/W	HEALTHCARE BILLING SERVICES	890.42	
072730	02/23/2015	W/R	KAHL'S TELECOMMUNICATIONS	144.06	02/26/2015
072731	02/23/2015	W/R	LEARNING A-Z	556.29	02/27/2015
072732	02/23/2015	W/W	METRONOME MUSIC STORE	28.50	
072733	02/23/2015	W/W	MID-OHIO AUTO REPAIR	273.22	
072734	02/23/2015	W/R	MID-OHIO ED. SERVICE CENTER	284.34	02/25/2015
072735	02/23/2015	W/W	MVD SPORTS	336.00	
072736	02/23/2015	W/W	ACORN DISTRIBUTORS, INC.	674.72	
072737	02/23/2015	W/W	RUTH, RICHARD A	103.03	
072738	02/23/2015	W/W	SCHOOL LIFE	445.50	
072739	02/23/2015	W/R	STANTON SHEET MUSIC	103.70	02/26/2015
072740	02/23/2015	W/R	PROGRESS INDUSTRIES	437.50	02/27/2015
072741	02/23/2015	W/R	TOLEDO P.E. SUPPLY	178.64	02/27/2015
072742	02/23/2015	W/R	OHIO BUREAU OF CRIMINAL IDENT.	608.00	02/27/2015
072743	02/23/2015	W/R	WOLFF BROS. SUPPLY, INC.	67.47	02/26/2015
072744	02/25/2015	W/R	HOLIDAY INN EXPRESS	2,365.40	02/27/2015
072745	02/26/2015	W/W	NICKLES BAKERY	144.96	
072746	02/26/2015	W/W	AMERICAN ELECTRIC POWER	42,561.85	
072747	02/26/2015	W/W	ARMSTRONG TOOL & SUPPLY	789.77	
072748	02/26/2015	W/W	BAKER VEHICLE SYSTEMS, INC.	452.33	
072749	02/26/2015	W/W	BP ELECTRIC OF OHIO, INC	850.00	
072750	02/26/2015	W/W	CDW-G	1,268.70	
072751	02/26/2015	W/W	COLES ENERGY, INC.	979.67	
072752	02/26/2015	W/W	DAIRY ENTERPRISES INC.	1,321.55	

Check#	Check Date	Org Sta	Vendor Paid	Check Amount	Status Date
072753	02/26/2015	W/W	DYSLEXIA INSTITUTES OF AMERICA	500.00	
072754	02/26/2015	W/W	FAMOUS ENTERPRISES, INC.	891.64	
072755	02/26/2015	W/W	FURBAY/MANSFIELD ELECTRIC	513.99	
072756	02/26/2015	W/W	GILBARCO INC.	30.00	
072757	02/26/2015	W/W	HOBART SERVICE	28.54	
072758	02/26/2015	W/W	RIVERSIDE PUBLISHING	589.33	
072759	02/26/2015	W/W	INTERSTATE LANES	80.00	
072760	02/26/2015	W/W	GUY, KATHERINE	101.76	
072761	02/26/2015	W/W	KIMBALL MIDWEST	101.88	
072762	02/26/2015	W/W	MADISON LOCAL SCHOOLS	344.77	
072763	02/26/2015	W/W	MID-OHIO ED. SERVICE CENTER	315.00	
072764	02/26/2015	W/W	OMEA	380.00	
072765	02/26/2015	W/W	ORIENTAL TRADING COMPANY	189.23	
072766	02/26/2015	W/W	POST MASTER	220.00	
072767	02/26/2015	W/W	STOLL, RITA	49.00	
072768	02/26/2015	W/W	SAFETY-KLEEN	680.00	
072769	02/26/2015	W/W	SAIL FOR EDUCATION	165.00	
072770	02/26/2015	W/W	SIESEL DISTRIBUTING, LLC	677.69	
072771	02/26/2015	W/W	THE CENTER FOR INDIVIDUAL &	845.67	
072772	02/26/2015	W/W	UNIVERSITY OF FINDLAY	90.00	
072773	02/26/2015	W/W	FRAZIER, VAL	21.01	
072774	02/26/2015	W/W	VERIZON WIRELESS	575.07	
072775	02/26/2015	W/W	WESTLAKE INN (HOLIDAY INN CLEV	520.80	
072776	02/26/2015	W/W	WOLFF BROS. SUPPLY, INC.	135.65	
072777	02/26/2015	W/W	WORNER ROOFING COMPANY	595.00	
072778	02/26/2015	W/W	INTERSTATE LANES	80.00	
072779	02/27/2015	W/W	CALLAHAN DOOR SALES	490.00	
072780	02/27/2015	W/W	CenturyLink	1,289.15	
072781	02/27/2015	W/W	HCC LIFE INSURANCE CO	24,162.88	
072782	02/27/2015	W/W	PATNODE, KARLEY	140.00	
072783	02/27/2015	W/W	LEXINGTON ATHLETIC DEPT./PC	2,347.00	
072784	02/27/2015	W/W	ROHR, PAIGE	140.00	
072785	02/27/2015	W/W	SLAYBAUGH, SARAH	525.00	
072786	02/27/2015	W/W	WILLARD CITY SCHOOLS	324.00	
690628	02/05/2015	C/R	LEXINGTON SCHOOLS - PAYROLL	494,538.89	02/05/2015
690630	02/05/2015	M/M	GORDON FOOD SERVICE	12,108.76	
690631	02/09/2015	M/M	LEXINGTON SCHOOLS - PAYROLL	6,652.93	
690632	02/20/2015	C/R	LEXINGTON SCHOOLS - PAYROLL	508,317.07	02/20/2015
690633	02/18/2015	M/M	ANTHEM BENEFIT SERVICES	268,936.03	
690634	02/18/2015	M/M	LEXINGTON SCHOOLS - PAYROLL	6,845.34	
690635	02/24/2015	M/M	RICHLAND BANK - (MEMO FEE)	161.42	
690637	02/28/2015	M/M	MEMO-MID OHIO ESC	3,414.74	
690638	02/27/2015	M/M	MEMO-S.E.R.S.	41,032.00	
690639	02/27/2015	M/M	MEMO-S.T.R.S.	103,474.00	

Total Checks Issued \$ 1,719,411.23

TRANS NO	ITEM NO	TRANS DATE	STS	DESCRIPTION OR SOURCE	TI	FUND	RCPT	SPCC	SUBJ	OPU	TRANS AMOUNT
066779	0001	02/13/2015	A	Prop Tax Adv - Richland Genera	03	001	1111	0000	000000	000	550,500.00
066779	0002	02/13/2015	A	Prop Tax Adv Richland Emerg	03	001	1111	0000	000000	000	311,950.00
RCPT CODE SUB-TOTAL:											862,450.00
066755	0003	02/04/2015	A	Weikle Preschool tuition - Feb	03	001	1211	0000	000000	500	100.00
066755	0004	02/04/2015	A	marhenke Preschool tuition	03	001	1211	0000	000000	500	100.00
066755	0005	02/04/2015	A	Whitaker preschool tuition	03	001	1211	0000	000000	500	100.00
066755	0006	02/04/2015	A	NSF Check reimb KR	03	001	1211	0000	000000	500	100.00
066756	0001	02/04/2015	A	NSF Ck JR Preschoo tuition	03	001	1211	0000	000000	500	100.00
066745	0001	02/05/2015	A	siegenthaler & Miller Feb tuit	03	001	1211	0000	000000	000	1,183.60
066765	0001	02/09/2015	A	Iten Feb tuition	03	001	1211	0000	000000	000	591.80
066766	0001	02/09/2015	A	Buchanan Feb tuition	03	001	1211	0000	000000	000	591.80
066769	0003	02/10/2015	A	Preschool tuition - Sanchez	03	001	1211	0000	000000	500	100.00
066769	0004	02/10/2015	A	Ronday Preschool tuition	03	001	1211	0000	000000	500	200.00
066769	0005	02/10/2015	A	Burkhart Preschool tuition	03	001	1211	0000	000000	500	200.00
066788	0001	02/17/2015	A	Haring Feb Tuition	03	001	1211	0000	000000	000	591.80
066789	0002	02/17/2015	A	Albrecht preschool tuition	03	001	1211	0000	000000	500	500.00
066789	0003	02/17/2015	A	Waters preschool tuition	03	001	1211	0000	000000	500	100.00
066790	0001	02/17/2015	A	Morando Feb & Mar tuition	03	001	1211	0000	000000	000	1,035.65
066793	0001	02/18/2015	A	Pollard Feb tuition	03	001	1211	0000	000000	000	295.90
RCPT CODE SUB-TOTAL:											5,690.55
066751	0021	02/12/2015	A	SF-14H Spec . Ed Tuition	03	001	1223	0000	000000	000	0.00
066802	0021	02/27/2015	A	SF-14H Spec . Ed Tuition	03	001	1223	0000	000000	000	0.00
RCPT CODE SUB-TOTAL:											0.00
066751	0013	02/12/2015	A	Open Enrollment Revenue	03	001	1227	0000	000000	000	77.69
066802	0013	02/27/2015	A	Open Enrollment Revenue	03	001	1227	0000	000000	000	77.68
RCPT CODE SUB-TOTAL:											155.37
066831	0001	02/27/2015	A	Richland Bank Feb Interest	03	001	1410	0000	000000	000	549.97
RCPT CODE SUB-TOTAL:											549.97
066738	0001	02/03/2015	A	Eastern School Fees	03	001	1740	0000	000000	300	68.00
066755	0001	02/04/2015	A	Western school fees	03	001	1740	0000	000000	500	20.00
066742	0001	02/05/2015	A	HS School Fees	03	001	1740	0000	000000	100	17.00
066746	0001	02/05/2015	A	Central school fees	03	001	1740	0000	000000	400	26.00
066749	0001	02/06/2015	A	Summer PE	03	001	1740	0000	080999	100	270.00
066768	0001	02/10/2015	A	Central school fees	03	001	1740	0000	000000	400	28.00

STATUS (STS) CODES:

A-RECEIPT B-REFUND OF RECEIPT V-VOID REFUND OF RECEIPT X-REDUCTION OF EXPENDITURE
 C-APPROPRIATION OR BUDGET MODIFICATIONS D-EXPENSE/SUPPLIES DISTRIBUTION F-FUND TO FUND TRANSFER

TRANS NO	ITEM NO	TRANS DATE	STS	DESCRIPTION OR SOURCE	TI	FUND	RCPT	SPCC	SUBJ	OPU	TRANS AMOUNT
066769	0002	02/10/2015	A	Western school fees	03	001	1740	0000	000000	500	40.00
066772	0001	02/12/2015	A	HS School Fees	03	001	1740	0000	000000	100	52.00
066774	0001	02/12/2015	A	Summer PE	03	001	1740	0000	080999	100	630.00
066789	0001	02/17/2015	A	Western school fees	03	001	1740	0000	000000	500	20.00
066803	0001	02/17/2015	A	Central school fees	03	001	1740	0000	000000	400	56.00
066806	0001	02/18/2015	A	Summer PE	03	001	1740	0000	080999	100	450.00
066808	0001	02/18/2015	A	Summer PE	03	001	1740	0000	080999	100	540.00
066811	0001	02/24/2015	A	JH School fees	03	001	1740	0000	000000	200	30.25
066824	0001	02/25/2015	A	Western School fees	03	001	1740	0000	000000	500	20.00
066825	0001	02/26/2015	A	Eastern school fees	03	001	1740	0000	000000	300	119.00
066826	0001	02/26/2015	A	Summer PE	03	001	1740	0000	080999	100	270.00
066828	0001	02/26/2015	A	Summer PE	03	001	1740	0000	080999	100	990.00
066829	0001	02/27/2015	A	Summer PE	03	001	1740	0000	080999	100	450.00
066816	0001	02/28/2015	A	HS Fees - Pay For It	03	001	1740	0000	000000	100	77.55
066816	0002	02/28/2015	A	Central Fees - Pay For It	03	001	1740	0000	000000	400	30.00
066816	0003	02/28/2015	A	Jr High Fees - Pay For It	03	001	1740	0000	000000	400	0.00
066816	0004	02/28/2015	A	Eastern Fees - Pay For It	03	001	1740	0000	000000	400	13.50
066816	0005	02/28/2015	A	Western Fees - Pay For It	03	001	1740	0000	000000	400	0.00
RCPT CODE SUB-TOTAL:											4,217.30
066745	0002	02/05/2015	A	Bldg rental income	03	001	1810	0000	000000	000	75.00
RCPT CODE SUB-TOTAL:											75.00
066791	0005	02/18/2015	A	American Fidelity reimb	03	001	1890	0000	000000	000	6.48
RCPT CODE SUB-TOTAL:											6.48
066751	0001	02/12/2015	A	Opportunity Grant	03	001	3110	0000	000000	000	305,983.95
066751	0002	02/12/2015	A	Targeted Assistance	03	001	3110	0000	000000	000	21,880.67
066751	0003	02/12/2015	A	K-3 Literacy Funding	03	001	3110	0000	000000	000	5,959.88
066751	0005	02/12/2015	A	Limited English Prof Funding	03	001	3110	0000	000000	000	526.17
066751	0006	02/12/2015	A	Gifted Education Funding	03	001	3110	0000	000000	000	5,176.09
066751	0007	02/12/2015	A	Transportation	03	001	3110	0000	000000	000	29,606.28
066751	0008	02/12/2015	A	Special Education Funding	03	001	3110	0000	000000	000	69,856.65
066751	0010	02/12/2015	A	Transitional Aid Guarantee	03	001	3110	0000	000000	000	0.00
066751	0011	02/12/2015	A	Preschool Special Educ Funding	03	001	3110	0000	000000	000	5,325.81
066751	0012	02/12/2015	A	Special Educ Transportation	03	001	3110	0000	000000	000	2,039.87
066751	0023	02/12/2015	A	JV03 FY2014 SFPR Adjustment	03	001	3110	0000	000000	000	178.03
066802	0001	02/27/2015	A	Opportunity Grant	03	001	3110	0000	000000	000	293,980.39
066802	0002	02/27/2015	A	Targeted Assistance	03	001	3110	0000	000000	000	21,880.67
066802	0003	02/27/2015	A	K-3 Literacy Funding	03	001	3110	0000	000000	000	5,990.11
066802	0005	02/27/2015	A	Limited English Prof Funding	03	001	3110	0000	000000	000	521.29

STATUS (STS) CODES:

A-RECEIPT B-REFUND OF RECEIPT V-VOID REFUND OF RECEIPT X-REDUCTION OF EXPENDITURE
 C-APPROPRIATION OR BUDGET MODIFICATIONS D-EXPENSE/SUPPLIES DISTRIBUTION F-FUND TO FUND TRANSFER

TRANS NO	ITEM NO	TRANS DATE	STS	DESCRIPTION OR SOURCE	TI	FUND	RCPT	SPCC	SUBJ	OPU	TRANS AMOUNT
066802	0006	02/27/2015	A	Gifted Education Funding	03	001	3110	0000	000000	000	5,159.24
066802	0007	02/27/2015	A	Transportation	03	001	3110	0000	000000	000	28,327.20
066802	0008	02/27/2015	A	Special Education Funding	03	001	3110	0000	000000	000	41,959.37
066802	0010	02/27/2015	A	Transitional Aid Guarantee	03	001	3110	0000	000000	000	0.00
066802	0011	02/27/2015	A	Preschool Special Educ Funding	03	001	3110	0000	000000	000	5,313.54
066802	0012	02/27/2015	A	Special Educ Transportation	03	001	3110	0000	000000	000	2,039.87
066802	0023	02/27/2015	A	JV03 FY2014 SFFR Adjustment	03	001	3110	0000	000000	000	0.00
RCPT CODE SUB-TOTAL:											850,949.02
066751	0004	02/12/2015	A	Economic Disadvantaged Funding	03	001	3211	0000	000000	000	2,851.10
066802	0004	02/27/2015	A	Economic Disadvantaged Funding	03	001	3211	0000	000000	000	2,872.00
RCPT CODE SUB-TOTAL:											5,763.10
066751	0009	02/12/2015	A	Career Tech Education Funding	03	001	3219	0000	000000	000	371.52
066802	0009	02/27/2015	A	Career Tech Education Funding	03	001	3219	0000	000000	000	368.11
RCPT CODE SUB-TOTAL:											739.63
066817	0001	02/28/2015	A	MEDICAID Recd -2/20/15	03	001	3300	0000	000000	000	897.22
066817	0002	02/28/2015	A	MEDICAID Recd 2/26/15	03	001	3300	0000	000000	000	2,069.64
RCPT CODE SUB-TOTAL:											2,966.86
066751	0020	02/12/2015	A	JPS Reimbursement FY14	03	001	5300	0000	000000	000	0.00
066814	0001	02/23/2015	A	Kroger's Tax Abatement	03	001	5300	0000	000000	000	16,800.00
066802	0020	02/27/2015	A	JPS Reimbursement FY14	03	001	5300	0000	000000	000	0.00
RCPT CODE SUB-TOTAL:											16,800.00
FUND CODE SUB-TOTAL:											1,750,363.28
066779	0003	02/13/2015	A	Prop Tax Adv Richland Perm Imp	03	003	1111	0000	000000	000	55,050.00
RCPT CODE SUB-TOTAL:											55,050.00
066751	0022	02/12/2015	A	TPP Fixed Rate Non-Oper Reimb	03	003	3135	0000	000000	000	0.00
066802	0022	02/27/2015	A	TPP Fixed Rate Non-Oper Reimb	03	003	3135	0000	000000	000	0.00
RCPT CODE SUB-TOTAL:											0.00
FUND CODE SUB-TOTAL:											55,050.00

STATUS (STS) CODES:

A-RECEIPT B-REFUND OF RECEIPT V-VOID REFUND OF RECEIPT X-REDUCTION OF EXPENDITURE
 C-APPROPRIATION OR BUDGET MODIFICATIONS D-EXPENSE/SUPPLIES DISTRIBUTION F-FUND TO FUND TRANSFER

TRANS NO	ITEM NO	TRANS DATE	STS	DESCRIPTION OR SOURCE	TI	FUND	RCPT	SPCC	SUBJ	OPU	TRANS AMOUNT
066757	0026	02/06/2015	A	HS Breakfast	03	006	1511	0000	000000	100	116.20
066757	0027	02/06/2015	A	Jr. Hi Breakfast	03	006	1511	0000	000000	200	4.25
066757	0028	02/06/2015	A	Eastern Breakfast	03	006	1511	0000	000000	300	11.70
066757	0029	02/06/2015	A	Central Breakfast	03	006	1511	0000	000000	400	19.50
066757	0030	02/06/2015	A	Western Breakfast	03	006	1511	0000	000000	500	21.00
066783	0026	02/13/2015	A	HS Breakfast	03	006	1511	0000	000000	100	152.55
066783	0027	02/13/2015	A	Jr. Hi Breakfast	03	006	1511	0000	000000	200	3.55
066783	0028	02/13/2015	A	Eastern Breakfast	03	006	1511	0000	000000	300	14.75
066783	0029	02/13/2015	A	Central Breakfast	03	006	1511	0000	000000	400	30.00
066783	0030	02/13/2015	A	Western Breakfast	03	006	1511	0000	000000	500	34.80
066819	0026	02/18/2015	A	HS Breakfast	03	006	1511	0000	000000	100	110.25
066819	0027	02/18/2015	A	Jr. Hi Breakfast	03	006	1511	0000	000000	200	5.00
066819	0028	02/18/2015	A	Eastern Breakfast	03	006	1511	0000	000000	300	14.70
066819	0029	02/18/2015	A	Central Breakfast	03	006	1511	0000	000000	400	21.00
066819	0030	02/18/2015	A	Western Breakfast	03	006	1511	0000	000000	500	22.50
066830	0026	02/27/2015	A	HS Breakfast	03	006	1511	0000	000000	100	33.00
066830	0027	02/27/2015	A	Jr. Hi Breakfast	03	006	1511	0000	000000	200	95.65
066830	0028	02/27/2015	A	Eastern Breakfast	03	006	1511	0000	000000	300	2.00
066830	0029	02/27/2015	A	Central Breakfast	03	006	1511	0000	000000	400	14.10
066830	0030	02/27/2015	A	Western Breakfast	03	006	1511	0000	000000	500	36.60
RCPT CODE SUB-TOTAL:											763.10
066753	0001	02/04/2015	A	Reimb of NSF Check D.J.	03	006	1512	0000	000000	500	20.00
066757	0001	02/06/2015	A	HS Stu. Type A	03	006	1512	0000	000000	100	2,912.05
066757	0005	02/06/2015	A	HS ROA Stu. Type A	03	006	1512	0000	000000	100	638.50
066757	0006	02/06/2015	A	Jr Hi Stu. Type A	03	006	1512	0000	000000	200	1,100.45
066757	0010	02/06/2015	A	Jr. Hi ROA Stu Type A	03	006	1512	0000	000000	200	172.00
066757	0011	02/06/2015	A	Eastern Stu. Type A	03	006	1512	0000	000000	300	1,079.80
066757	0015	02/06/2015	A	Eastern ROA Stu. Type A	03	006	1512	0000	000000	300	250.05
066757	0016	02/06/2015	A	Central Stu. Type A	03	006	1512	0000	000000	400	940.20
066757	0020	02/06/2015	A	Central ROA Stu. Type A	03	006	1512	0000	000000	400	217.97
066757	0021	02/06/2015	A	Western Stu. Type A	03	006	1512	0000	000000	500	694.45
066757	0025	02/06/2015	A	Western ROA Stu. Type A	03	006	1512	0000	000000	500	93.30
066783	0001	02/13/2015	A	HS Stu. Type A	03	006	1512	0000	000000	100	3,638.15
066783	0005	02/13/2015	A	HS ROA Stu. Type A	03	006	1512	0000	000000	100	967.68
066783	0006	02/13/2015	A	Jr Hi Stu. Type A	03	006	1512	0000	000000	200	1,474.20
066783	0010	02/13/2015	A	Jr. Hi ROA Stu Type A	03	006	1512	0000	000000	200	596.35
066783	0011	02/13/2015	A	Eastern Stu. Type A	03	006	1512	0000	000000	300	1,405.35
066783	0015	02/13/2015	A	Eastern ROA Stu. Type A	03	006	1512	0000	000000	300	612.11
066783	0016	02/13/2015	A	Central Stu. Type A	03	006	1512	0000	000000	400	1,189.00
066783	0020	02/13/2015	A	Central ROA Stu. Type A	03	006	1512	0000	000000	400	236.82
066783	0021	02/13/2015	A	Western Stu. Type A	03	006	1512	0000	000000	500	822.20
066783	0025	02/13/2015	A	Western ROA Stu. Type A	03	006	1512	0000	000000	500	379.20

STATUS (STS) CODES:

A-RECEIPT B-REFUND OF RECEIPT V-VOID REFUND OF RECEIPT X-REDUCTION OF EXPENDITURE
 C-APPROPRIATION OR BUDGET MODIFICATIONS D-EXPENSE/SUPPLIES DISTRIBUTION F-FUND TO FUND TRANSFER

DATE: 03/03/2015
 TIME: 16:30

LEXINGTON LOCAL SCHOOLS
 TRANS. BY FUND/RCPT, ALL FUNDS
 DATES 02/01/2015 THRU 02/28/2015
 SORTED BY TRANSACTION DATE

PAGE: 5
 (RECLD)

TRANS NO	ITEM NO	TRANS DATE	STS	DESCRIPTION OR SOURCE	TI	FUND	RCPT	SPCC	SUBJ	OPU	TRANS AMOUNT
066780	0001	02/18/2015	B	LUNCH ACCT REFUND-KOTARO	03	006	1512	0000	000000	100	74.45-
066780	0002	02/18/2015	B	AIRI	03	006	1512	0000	000000	300	37.25-
066780	0003	02/18/2015	B	HINA	03	006	1512	0000	000000	400	65.00-
066819	0001	02/18/2015	A	HS Stu. Type A	03	006	1512	0000	000000	100	2,287.10
066819	0005	02/18/2015	A	HS ROA Stu. Type A	03	006	1512	0000	000000	100	109.20-
066819	0006	02/18/2015	A	Jr Hi Stu. Type A	03	006	1512	0000	000000	200	821.35
066819	0010	02/18/2015	A	Jr. Hi ROA Stu Type A	03	006	1512	0000	000000	200	70.65-
066819	0011	02/18/2015	A	Eastern Stu. Type A	03	006	1512	0000	000000	300	766.55
066819	0015	02/18/2015	A	Eastern ROA Stu. Type A	03	006	1512	0000	000000	300	295.92-
066819	0016	02/18/2015	A	Central Stu. Type A	03	006	1512	0000	000000	400	677.25
066819	0020	02/18/2015	A	Central ROA Stu. Type A	03	006	1512	0000	000000	400	236.65-
066819	0021	02/18/2015	A	Western Stu. Type A	03	006	1512	0000	000000	500	499.50
066819	0025	02/18/2015	A	Western ROA Stu. Type A	03	006	1512	0000	000000	500	292.70-
066830	0001	02/27/2015	A	HS Stu. Type A	03	006	1512	0000	000000	100	2,243.65
066830	0005	02/27/2015	A	HS ROA Stu. Type A	03	006	1512	0000	000000	100	513.54-
066830	0006	02/27/2015	A	Jr Hi Stu. Type A	03	006	1512	0000	000000	200	851.10
066830	0010	02/27/2015	A	Jr. Hi ROA Stu Type A	03	006	1512	0000	000000	200	331.95-
066830	0011	02/27/2015	A	Eastern Stu. Type A	03	006	1512	0000	000000	300	798.00
066830	0015	02/27/2015	A	Eastern ROA Stu. Type A	03	006	1512	0000	000000	300	94.27-
066830	0016	02/27/2015	A	Central Stu. Type A	03	006	1512	0000	000000	400	730.35
066830	0020	02/27/2015	A	Central ROA Stu. Type A	03	006	1512	0000	000000	400	220.30-
066830	0021	02/27/2015	A	Western Stu. Type A	03	006	1512	0000	000000	500	484.60
066830	0025	02/27/2015	A	Western ROA Stu. Type A	03	006	1512	0000	000000	500	181.74-
066816	0006	02/28/2015	A	HS Lunch - Pay For It	03	006	1512	0000	000000	100	2,413.75
066816	0007	02/28/2015	A	Jr High Lunch - Pay For It	03	006	1512	0000	000000	200	1,117.50
066816	0008	02/28/2015	A	Eastern Lunch - Pay For It	03	006	1512	0000	000000	300	892.05
066816	0009	02/28/2015	A	Central Lunch - Pay For It	03	006	1512	0000	000000	400	894.00
066816	0010	02/28/2015	A	Western Lunch - Pay For It	03	006	1512	0000	000000	500	726.50

RCPT CODE SUB-TOTAL: 24,791.50

066757	0003	02/06/2015	A	HS Stu. ALa Carte	03	006	1513	0000	000000	100	1,665.45
066757	0008	02/06/2015	A	Jr. Hi Stu. Ala Carte	03	006	1513	0000	000000	200	470.05
066757	0013	02/06/2015	A	Eastern Stu. Ala Carte	03	006	1513	0000	000000	300	239.45
066757	0018	02/06/2015	A	Central Stu. Ala Carte	03	006	1513	0000	000000	400	141.50
066757	0023	02/06/2015	A	Western Stu. Ala Carte	03	006	1513	0000	000000	500	138.75
066783	0003	02/13/2015	A	HS Stu. ALa Carte	03	006	1513	0000	000000	100	1,925.55
066783	0008	02/13/2015	A	Jr. Hi Stu. Ala Carte	03	006	1513	0000	000000	200	692.70
066783	0013	02/13/2015	A	Eastern Stu. Ala Carte	03	006	1513	0000	000000	300	294.40
066783	0018	02/13/2015	A	Central Stu. Ala Carte	03	006	1513	0000	000000	400	162.05
066783	0023	02/13/2015	A	Western Stu. Ala Carte	03	006	1513	0000	000000	500	163.25
066819	0003	02/18/2015	A	HS Stu. ALa Carte	03	006	1513	0000	000000	100	1,184.15
066819	0008	02/18/2015	A	Jr. Hi Stu. Ala Carte	03	006	1513	0000	000000	200	399.60
066819	0013	02/18/2015	A	Eastern Stu. Ala Carte	03	006	1513	0000	000000	300	141.75

STATUS (STS) CODES:

A-RECEIPT B-REFUND OF RECEIPT V-VOID REFUND OF RECEIPT X-REDUCTION OF EXPENDITURE
 C-APPROPRIATION OR BUDGET MODIFICATIONS D-EXPENSE/SUPPLIES DISTRIBUTION F-FUND TO FUND TRANSFER

TRANS NO	ITEM NO	TRANS DATE	STS	DESCRIPTION OR SOURCE	TI	FUND	RCPT	SPCC	SUBJ	OPU	TRANS AMOUNT
066819	0018	02/18/2015	A	Central Stu. Ala Carte	03	006	1513	0000	000000	400	86.50
066819	0023	02/18/2015	A	Western Stu. Ala Carte	03	006	1513	0000	000000	500	89.00
066830	0003	02/27/2015	A	HS Stu. ALa Carte	03	006	1513	0000	000000	100	1,287.95
066830	0008	02/27/2015	A	Jr. Hi Stu. Ala Carte	03	006	1513	0000	000000	200	370.90
066830	0013	02/27/2015	A	Eastern Stu. Ala Carte	03	006	1513	0000	000000	300	155.10
066830	0018	02/27/2015	A	Central Stu. Ala Carte	03	006	1513	0000	000000	400	98.75
066830	0023	02/27/2015	A	Western Stu. Ala Carte	03	006	1513	0000	000000	500	90.75
RCPT CODE SUB-TOTAL:											9,797.60
066757	0002	02/06/2015	A	HS Stu. Milk	03	006	1514	0000	000000	100	32.50
066757	0007	02/06/2015	A	Jr. Hi. Stu Milk	03	006	1514	0000	000000	200	18.00
066757	0012	02/06/2015	A	Eastern Stu. Milk	03	006	1514	0000	000000	300	5.00
066757	0017	02/06/2015	A	Central Stu. Milk	03	006	1514	0000	000000	400	7.50
066757	0022	02/06/2015	A	Western Stu. Milk	03	006	1514	0000	000000	500	18.50
066783	0002	02/13/2015	A	HS Stu. Milk	03	006	1514	0000	000000	100	30.00
066783	0007	02/13/2015	A	Jr. Hi. Stu Milk	03	006	1514	0000	000000	200	16.00
066783	0012	02/13/2015	A	Eastern Stu. Milk	03	006	1514	0000	000000	300	8.50
066783	0017	02/13/2015	A	Central Stu. Milk	03	006	1514	0000	000000	400	10.50
066783	0022	02/13/2015	A	Western Stu. Milk	03	006	1514	0000	000000	500	37.50
066819	0002	02/18/2015	A	HS Stu. Milk	03	006	1514	0000	000000	100	12.00
066819	0007	02/18/2015	A	Jr. Hi. Stu Milk	03	006	1514	0000	000000	200	14.50
066819	0012	02/18/2015	A	Eastern Stu. Milk	03	006	1514	0000	000000	300	6.00
066819	0017	02/18/2015	A	Central Stu. Milk	03	006	1514	0000	000000	400	6.50
066819	0022	02/18/2015	A	Western Stu. Milk	03	006	1514	0000	000000	500	18.00
066830	0002	02/27/2015	A	HS Stu. Milk	03	006	1514	0000	000000	100	18.00
066830	0007	02/27/2015	A	Jr. Hi. Stu Milk	03	006	1514	0000	000000	200	15.00
066830	0012	02/27/2015	A	Eastern Stu. Milk	03	006	1514	0000	000000	300	2.50
066830	0017	02/27/2015	A	Central Stu. Milk	03	006	1514	0000	000000	400	2.50
066830	0022	02/27/2015	A	Western Stu. Milk	03	006	1514	0000	000000	500	18.50
RCPT CODE SUB-TOTAL:											297.50
066757	0004	02/06/2015	A	HS Adult Ala Carte	03	006	1523	0000	000000	100	82.25
066757	0009	02/06/2015	A	Jr. Hi Adult Ala Carte	03	006	1523	0000	000000	200	58.00
066757	0014	02/06/2015	A	Eastern Adult Ala Carte	03	006	1523	0000	000000	300	41.00
066757	0019	02/06/2015	A	Central Adult Ala Carte	03	006	1523	0000	000000	400	32.00
066757	0024	02/06/2015	A	Western Adult Ala Carte	03	006	1523	0000	000000	500	0.00
066783	0004	02/13/2015	A	HS Adult Ala Carte	03	006	1523	0000	000000	100	92.10
066783	0009	02/13/2015	A	Jr. Hi Adult Ala Carte	03	006	1523	0000	000000	200	85.00
066783	0014	02/13/2015	A	Eastern Adult Ala Carte	03	006	1523	0000	000000	300	37.55
066783	0019	02/13/2015	A	Central Adult Ala Carte	03	006	1523	0000	000000	400	21.25
066783	0024	02/13/2015	A	Western Adult Ala Carte	03	006	1523	0000	000000	500	1.00
066819	0004	02/18/2015	A	HS Adult Ala Carte	03	006	1523	0000	000000	100	59.20

STATUS (STS) CODES:

A-RECEIPT B-REFUND OF RECEIPT V-VOID REFUND OF RECEIPT X-REDUCTION OF EXPENDITURE
 C-APPROPRIATION OR BUDGET MODIFICATIONS D-EXPENSE/SUPPLIES DISTRIBUTION F-FUND TO FUND TRANSFER

TRANS NO	ITEM NO	TRANS DATE	STS	DESCRIPTION OR SOURCE	TI	FUND	RCPT	SPCC	SUBJ	OPU	TRANS AMOUNT
066819	0009	02/18/2015	A	Jr. Hi Adult Ala Carte	03	006	1523	0000	000000	200	33.75
066819	0014	02/18/2015	A	Eastern Adult Ala Carte	03	006	1523	0000	000000	300	27.75
066819	0019	02/18/2015	A	Central Adult Ala Carte	03	006	1523	0000	000000	400	46.80
066819	0024	02/18/2015	A	Western Adult Ala Carte	03	006	1523	0000	000000	500	0.00
066830	0004	02/27/2015	A	HS Adult Ala Carte	03	006	1523	0000	000000	100	54.25
066830	0009	02/27/2015	A	Jr. Hi Adult Ala Carte	03	006	1523	0000	000000	200	70.50
066830	0014	02/27/2015	A	Eastern Adult Ala Carte	03	006	1523	0000	000000	300	64.25
066830	0019	02/27/2015	A	Central Adult Ala Carte	03	006	1523	0000	000000	400	30.25
066830	0024	02/27/2015	A	Western Adult Ala Carte	03	006	1523	0000	000000	500	0.75
RCPT CODE SUB-TOTAL:											837.65
066760	0001	02/09/2015	A	Coke Commission Food Service	03	006	1851	0000	000000	000	63.86
066792	0001	02/18/2015	A	Coke Commission Food Service	03	006	1851	0000	000000	000	141.97
066792	0005	02/18/2015	A	Volume Disc	03	006	1851	0000	000000	000	23.21
RCPT CODE SUB-TOTAL:											229.04
066818	0001	02/17/2015	A	Freschool snacks	03	006	1890	0000	000000	000	235.34
RCPT CODE SUB-TOTAL:											235.34
066778	0001	02/09/2015	A	State Lunch Reimb Dec -Central	03	006	3200	0000	000000	400	239.52
066778	0002	02/09/2015	A	State Lunch Reimb Dec- East	03	006	3200	0000	000000	300	271.51
066778	0003	02/09/2015	A	State Lunch Reimb Dec- HS	03	006	3200	0000	000000	100	251.79
066778	0004	02/09/2015	A	State Lunch Reimb Dec - JH	03	006	3200	0000	000000	200	208.25
066778	0005	02/09/2015	A	State Lunch Reimb Dec Western	03	006	3200	0000	000000	500	161.61
RCPT CODE SUB-TOTAL:											1,132.68
066801	0001	02/05/2015	A	Federal Reimb Lunch High	03	006	4120	0000	000000	100	6,252.02
066801	0002	02/05/2015	A	Federal Reimb Lunch Jr High	03	006	4120	0000	000000	200	3,982.72
066801	0003	02/05/2015	A	Federal Reimb Lunch Central	03	006	4120	0000	000000	400	4,225.10
066801	0004	02/05/2015	A	Federal Reimb Lunch East	03	006	4120	0000	000000	300	5,025.34
066801	0005	02/05/2015	A	Federal Reimb Lunch Western	03	006	4120	0000	000000	500	3,268.22
066801	0006	02/05/2015	A	Fed Reimb Breakfast - High	03	006	4120	0000	000000	100	381.86
066801	0007	02/05/2015	A	Federal Reimb Breakfast - Jr H	03	006	4120	0000	000000	200	269.18
066801	0008	02/05/2015	A	Federal Reimb Break - Central	03	006	4120	0000	000000	400	546.98
066801	0009	02/05/2015	A	Federal Reimb Break - East	03	006	4120	0000	000000	300	530.29
066801	0010	02/05/2015	A	Federal Reimb Break - Western	03	006	4120	0000	000000	500	801.62
066801	0011	02/05/2015	A	PreSchool Milk	03	006	4120	0000	000000	500	61.41
066799	0001	02/17/2015	A	Federal Reimb Lunch High	03	006	4120	0000	000000	100	6,331.42
066799	0002	02/17/2015	A	Federal Reimb Lunch Jr High	03	006	4120	0000	000000	200	4,071.92
066799	0003	02/17/2015	A	Federal Reimb Lunch Central	03	006	4120	0000	000000	400	4,503.48

STATUS (STS) CODES:

A-RECEIPT B-REFUND OF RECEIPT V-VOID REFUND OF RECEIPT X-REDUCTION OF EXPENDITURE
 C-APPROPRIATION OR BUDGET MODIFICATIONS D-EXPENSE/SUPPLIES DISTRIBUTION F-FUND TO FUND TRANSFER

TRANS NO	ITEM NO	TRANS DATE	STS	DESCRIPTION OR SOURCE	TI	FUND	RCPT	SPCC	SUBJ	DFU	TRANS AMOUNT
066799	0004	02/17/2015	A	Federal Reimb Lunch East	03	006	4120	0000	000000	300	4,924.60
066799	0005	02/17/2015	A	Federal Reimb Lunch Western	03	006	4120	0000	000000	500	3,215.06
066799	0006	02/17/2015	A	Fed Reimb Breakfast - High	03	006	4120	0000	000000	100	247.96
066799	0007	02/17/2015	A	Federal Reimb Breakfast - Jr H	03	006	4120	0000	000000	200	250.48
066799	0008	02/17/2015	A	Federal Reimb Break - Central	03	006	4120	0000	000000	400	394.29
066799	0009	02/17/2015	A	Federal Reimb Break - East	03	006	4120	0000	000000	300	325.28
066799	0010	02/17/2015	A	Federal Reimb Break - Western	03	006	4120	0000	000000	500	598.33
066799	0011	02/17/2015	A	PreSchool Milk	03	006	4120	0000	000000	500	66.47
RCPT CODE SUB-TOTAL:											50,274.03
FUND CODE SUB-TOTAL:											88,358.44
066831	0003	02/27/2015	A	Richland Bank Feb Interest	03	007	1410	9800	000000	000	1.57
RCPT CODE SUB-TOTAL:											1.57
FUND CODE SUB-TOTAL:											1.57
066831	0004	02/27/2015	A	Richland Bank Feb Interest	03	007	1410	9801	000000	000	0.22
RCPT CODE SUB-TOTAL:											0.22
FUND CODE SUB-TOTAL:											0.22
066747	0001	02/05/2015	A	Ohio Fyle- merchandise sales	03	018	1690	9100	000000	000	33.32
066807	0001	02/18/2015	A	Target rewards	03	018	1690	9100	000000	000	132.12
RCPT CODE SUB-TOTAL:											165.44
FUND CODE SUB-TOTAL:											165.44
066760	0002	02/09/2015	A	Coke Commission Jr High	03	018	1690	9200	000000	000	38.28
066760	0005	02/09/2015	A	Coke Commission Jr High	03	018	1690	9200	000000	000	0.00
066792	0002	02/18/2015	A	Coke Commission Jr High	03	018	1690	9200	000000	000	28.95
RCPT CODE SUB-TOTAL:											67.23
FUND CODE SUB-TOTAL:											67.23

STATUS (STS) CODES:

A-RECEIPT B-REFUND OF RECEIPT V-VOID REFUND OF RECEIPT X-REDUCTION OF EXPENDITURE
 C-APPROPRIATION OR BUDGET MODIFICATIONS D-EXPENSE/SUPPLIES DISTRIBUTION F-FUND TO FUND TRANSFER

TRANS NO	ITEM NO	TRANS DATE	STS	DESCRIPTION OR SOURCE	TI	FUND	RCPT	SPCC	SUBJ	OPU	TRANS AMOUNT
066760	0004	02/09/2015	A	Coke Commission East	03	018	1690	9300	000000	000	0.00
066792	0004	02/18/2015	A	Coke Commission East	03	018	1690	9300	000000	000	28.63
RCPT CODE SUB-TOTAL:											28.63
FUND CODE SUB-TOTAL:											28.63
066746	0002	02/05/2015	A	Central fees princ	03	018	1630	9400	000000	000	4.00
066768	0002	02/10/2015	A	Central fees princ	03	018	1630	9400	000000	000	2.00
066803	0002	02/17/2015	A	Central fees - princ	03	018	1630	9400	000000	000	4.00
066803	0003	02/17/2015	A	Target rewards	03	018	1630	9400	000000	000	65.48
RCPT CODE SUB-TOTAL:											75.48
FUND CODE SUB-TOTAL:											75.48
066771	0001	02/12/2015	A	lost library book	03	018	1890	9401	000000	000	4.00
066804	0001	02/18/2015	A	Lost library book	03	018	1890	9401	000000	000	10.00
RCPT CODE SUB-TOTAL:											14.00
FUND CODE SUB-TOTAL:											14.00
066755	0002	02/04/2015	A	Western fees Princ	03	018	1630	9500	000000	000	10.00
066769	0001	02/10/2015	A	Western school fees prin	03	018	1630	9500	000000	000	20.00
066824	0002	02/25/2015	A	Western Fees Princ	03	018	1630	9500	000000	000	10.00
066824	0003	02/25/2015	A	Box Top money	03	018	1630	9500	000000	000	2,618.00
066824	0004	02/25/2015	A	Target rewards	03	018	1630	9500	000000	000	137.37
RCPT CODE SUB-TOTAL:											2,795.37
066760	0003	02/09/2015	A	Coke Commission Wester	03	018	1690	9500	000000	000	0.00
066792	0003	02/18/2015	A	Coke Commission Wester	03	018	1690	9500	000000	000	11.02
RCPT CODE SUB-TOTAL:											11.02
FUND CODE SUB-TOTAL:											2,806.39
066739	0003	02/04/2015	A	PTO Recycling-Central	03	019	1890	9121	000000	000	5.19
066787	0003	02/17/2015	A	PTO Recycling-Central	03	019	1890	9121	000000	000	11.32

STATUS (STS) CODES:

A-RECEIPT B-REFUND OF RECEIPT V-VOID REFUND OF RECEIPT X-REDUCTION OF EXPENDITURE
 C-APPROPRIATION OR BUDGET MODIFICATIONS D-EXPENSE/SUPPLIES DISTRIBUTION F-FUND TO FUND TRANSFER

TRANS NO	ITEM NO	TRANS DATE	STS	DESCRIPTION OR SOURCE	TI	FUND	RCPT	SPCC	SUBJ	OPU	TRANS AMOUNT	
066791	0003	02/18/2015	A	PTO Recycling-Central	03	019	1890	9121	000000	000	9.87	
											RCPT CODE SUB-TOTAL:	26.38
											FUND CODE SUB-TOTAL:	26.38
066739	0001	02/04/2015	A	PTO Recycling-Eastern	03	019	1890	9122	000000	000	5.20	
066787	0001	02/17/2015	A	PTO Recycling-Eastern	03	019	1890	9122	000000	000	11.32	
066791	0001	02/18/2015	A	PTO Recycling-Eastern	03	019	1890	9122	000000	000	9.86	
											RCPT CODE SUB-TOTAL:	26.38
											FUND CODE SUB-TOTAL:	26.38
066739	0002	02/04/2015	A	PTO Recycling-Western	03	019	1890	9123	000000	000	5.19	
066787	0002	02/17/2015	A	PTO Recycling-Western	03	019	1890	9123	000000	000	11.32	
066791	0002	02/18/2015	A	PTO Recycling-Western	03	019	1890	9123	000000	000	9.87	
											RCPT CODE SUB-TOTAL:	26.38
											FUND CODE SUB-TOTAL:	26.38
066831	0002	02/27/2015	A	Richland Bank Feb Int. 024	03	024	1410	0000	000000	000	118.97	
											RCPT CODE SUB-TOTAL:	118.97
066794	0001	02/18/2015	A	Heck Feb insurance	03	024	1872	0000	000000	000	1,553.35	
066797	0001	02/18/2015	A	Employees' Premiums Feb 2015	03	024	1872	0000	000000	000	46,934.02	
066798	0001	02/18/2015	A	Board's Premiums Feb 2015	03	024	1872	0000	000000	000	268,936.03	
											RCPT CODE SUB-TOTAL:	317,423.40
											FUND CODE SUB-TOTAL:	317,542.37
066784	0001	02/13/2015	A	Key Club Valentines Grams	03	200	1620	9115	000000	000	99.65	
											RCPT CODE SUB-TOTAL:	99.65
066773	0001	02/12/2015	A	Valentine Grams	03	200	1690	9115	000000	000	60.00	
											RCPT CODE SUB-TOTAL:	60.00
											FUND CODE SUB-TOTAL:	159.65

STATUS (STS) CODES:

A-RECEIPT B-REFUND OF RECEIPT V-VOID REFUND OF RECEIPT X-REDUCTION OF EXPENDITURE
 C-APPROPRIATION OR BUDGET MODIFICATIONS D-EXPENSE/SUPPLIES DISTRIBUTION F-FUND TO FUND TRANSFER

DATE: 03/03/2015
TIME: 16:30

LEXINGTON LOCAL SCHOOLS
TRANS. BY FUND/RCPT, ALL FUNDS
DATES 02/01/2015 THRU 02/28/2015
SORTED BY TRANSACTION DATE

PAGE: 11
(RECLED)

TRANS NO	ITEM NO	TRANS DATE	STS DESCRIPTION OR SOURCE	TI	FUND	RCPT	SPCC	SUBJ	OPU	TRANS AMOUNT	
066775	0001	02/12/2015	A Yearbook sales	03	200	1620	9119	000000	000	810.00	
										RCPT CODE SUB-TOTAL:	810.00
										FUND CODE SUB-TOTAL:	810.00
066810	0001	02/23/2015	A Valentine's day dance revenue	03	200	1620	9204	000000	000	392.00	
										RCPT CODE SUB-TOTAL:	392.00
										FUND CODE SUB-TOTAL:	392.00
066785	0001	02/11/2015	A Valentine Grams	03	200	1620	9301	000000	000	274.60	
066786	0001	02/13/2015	A Valentine Grams	03	200	1620	9301	000000	000	440.68	
										RCPT CODE SUB-TOTAL:	715.28
										FUND CODE SUB-TOTAL:	715.28
066827	0001	02/26/2015	A Jazz Band Fundraiser Dance	03	300	1620	9115	000000	000	555.00	
										RCPT CODE SUB-TOTAL:	555.00
										FUND CODE SUB-TOTAL:	555.00
066748	0001	02/06/2015	A NY Trip - Choir	03	300	1690	9116	000000	000	120.00	
066763	0001	02/09/2015	A HS Choir NY trip	03	300	1690	9116	000000	000	319.00	
066781	0001	02/18/2015	B REFUND NEW YORK TRIP	03	300	1690	9116	000000	000	1,038.00-	
										RCPT CODE SUB-TOTAL:	599.00-
										FUND CODE SUB-TOTAL:	599.00-
066750	0001	02/06/2015	A JH PE Vending	03	300	1690	9206	000000	000	270.00	
										RCPT CODE SUB-TOTAL:	270.00
										FUND CODE SUB-TOTAL:	270.00

STATUS (STS) CODES:

A-RECEIPT B-REFUND OF RECEIPT V-VOID REFUND OF RECEIPT X-REDUCTION OF EXPENDITURE
C-APPROPRIATION OR BUDGET MODIFICATIONS D-EXPENSE/SUPPLIES DISTRIBUTION F-FUND TO FUND TRANSFER

DATE: 03/03/2015
 TIME: 16:30

LEXINGTON LOCAL SCHOOLS
 TRANS. BY FUND/RCPT, ALL FUNDS
 DATES 02/01/2015 THRU 02/28/2015
 SORTED BY TRANSACTION DATE

PAGE: 12
 (RECLE)

TRANS NO	ITEM NO	TRANS DATE	STS	DESCRIPTION OR SOURCE	TI	FUND	RCPT	SPCC	SUBJ	OPU	TRANS AMOUNT
066737	0001	02/02/2015	A	Var/JV Boys BB Adm 1/30	03	300	1610	9600	000000	707	1,913.00
066740	0001	02/04/2015	A	Var/JV Girls BB Adm 1/31	03	300	1610	9600	000000	708	341.00
066754	0001	02/04/2015	A	OCC Wrestling Adm 2/7	03	300	1610	9600	000000	000	111.00
066744	0001	02/05/2015	A	State Wrestling Duals 2/4	03	300	1610	9600	000000	000	1,056.00
066764	0001	02/09/2015	A	8th Gr Girls OCC tourn adm	03	300	1610	9600	000000	000	486.00
066767	0001	02/09/2015	A	OCC Wrestling Adm 2/7	03	300	1610	9600	000000	710	1,498.00
066770	0001	02/11/2015	A	8th Gr OCC Girls tourn adm	03	300	1610	9600	000000	000	300.00
066776	0001	02/13/2015	A	FR Boys BB Adm 2/12	03	300	1610	9600	000000	707	110.00
066777	0001	02/13/2015	A	8th Gr OCC Girls adm	03	300	1610	9600	000000	000	207.00
066795	0001	02/18/2015	A	JV/Var Girls BB Adm 2/17	03	300	1610	9600	000000	708	522.00
066813	0001	02/23/2015	A	JV/Var Boys BB Adm 2/20	03	300	1610	9600	000000	707	2,237.00
RCPT CODE SUB-TOTAL:											8,781.00
066737	0002	02/02/2015	A	Var/JV Prog Sales 1/30	03	300	1620	9600	000000	707	72.00
066813	0002	02/23/2015	A	Boy BB program sales 2/20	03	300	1620	9600	000000	707	87.00
RCPT CODE SUB-TOTAL:											159.00
066741	0001	02/04/2015	A	Canton/BG Swim Trips monies	03	300	1690	9600	000000	000	3,609.42
066758	0001	02/09/2015	A	Coaches apparel reimb	03	300	1690	9600	000000	000	25.00
066805	0001	02/18/2015	A	Bowling poster sponsorship	03	300	1690	9600	000000	000	26.14
066809	0001	02/23/2015	A	Coaches apparel purchases	03	300	1690	9600	000000	000	50.00
066812	0001	02/24/2015	A	Girls Tennis Invit Entry fee	03	300	1690	9600	000000	000	120.00
RCPT CODE SUB-TOTAL:											3,830.56
066761	0001	02/09/2015	A	Boys tennis entry fee	03	300	1890	9600	000000	711	125.00
066762	0001	02/09/2015	A	B/G Track Invit entry fee	03	300	1890	9600	000000	712	170.00
RCPT CODE SUB-TOTAL:											295.00
FUND CODE SUB-TOTAL:											13,065.56
066820	0001	02/25/2015	A	Rttt Revenue	03	506	4220	9015	000000	000	500.00
RCPT CODE SUB-TOTAL:											500.00
FUND CODE SUB-TOTAL:											500.00
066822	0001	02/26/2015	A	IDEA-B Revenue	03	516	4220	9015	000000	000	42,106.82
RCPT CODE SUB-TOTAL:											42,106.82

STATUS (STS) CODES:

A-RECEIPT B-REFUND OF RECEIPT V-VOID REFUND OF RECEIPT X-REDUCTION OF EXPENDITURE
 C-APPROPRIATION OR BUDGET MODIFICATIONS D-EXPENSE/SUPPLIES DISTRIBUTION F-FUND TO FUND TRANSFER

DATE: 03/03/2015
TIME: 16:30

LEXINGTON LOCAL SCHOOLS
TRANS. BY FUND/RCPT, ALL FUNDS
DATES 02/01/2015 THRU 02/28/2015
SORTED BY TRANSACTION DATE

PAGE: 13
(RECLED)

TRANS NO	ITEM NO	TRANS DATE	STS DESCRIPTION OR SOURCE	TI	FUND	RCPT	SPCC	SUBJ	OPU	TRANS AMOUNT	
										FUND CODE SUB-TOTAL:	42,106.82
066821	0001	02/26/2015	A Title I Revenue	03	572	4220	9015	000000	000	21,265.68	
										RCPT CODE SUB-TOTAL:	21,265.68
										FUND CODE SUB-TOTAL:	21,265.68
066823	0001	02/26/2015	A Title II-A Revenue	03	590	4220	9015	000000	000	3,186.73	
										RCPT CODE SUB-TOTAL:	3,186.73
										FUND CODE SUB-TOTAL:	3,186.73
										GRAND TOTAL:	2,296,979.91

STATUS (STS) CODES:

A-RECEIPT B-REFUND OF RECEIPT V-VOID REFUND OF RECEIPT X-REDUCTION OF EXPENDITURE
C-APPROPRIATION OR BUDGET MODIFICATIONS D-EXPENSE/SUPPLIES DISTRIBUTION F-FUND TO FUND TRANSFER

Date: 03/03/15
Time: 4:31 pm

LEXINGTON LOCAL SCHOOLS
Revenue Account Summary
SORTED BY FUND-SCC/ACCT

Page: 1
(REVSUM)

	FYTD Receivable	FYTD Actual Receipts	MTD Actual Receipts	YTD Actual Receipts	FYTD Balance Receivable	FYTD Percent Received
*****TOTAL FOR FUND-SCC 001 0000 (GENERAL FUND):	22,373,945.00	13,737,706.25	1,750,363.28	2,714,030.60	8,636,238.75	61.40
*****TOTAL FOR FUND-SCC 001 9412 (GENERAL BUDGET RESERVE SET-ASIDE-1Z/BWC):	0.00	0.00	0.00	0.00	0.00	0.00
*****TOTAL FOR FUND-SCC 001 9800 (FINGERPRINT PAYMENT CLEARING ACCOUNT):	0.00	0.00	0.00	0.00	0.00	0.00
*****TOTAL FOR FUND-SCC 002 0000 (BOND RETIREMENT FUND):	0.00	0.00	0.00	0.00	0.00	0.00
*****TOTAL FOR FUND-SCC 003 0000 (PERMANENT IMPROVEMENT FUND):	600,000.00	372,174.07	55,050.00	55,050.00	227,825.93	62.03
*****TOTAL FOR FUND-SCC 006 0000 (FOOD SERVICE FUND):	805,246.00	460,112.77	88,358.44	130,295.36	345,133.23	57.14
*****TOTAL FOR FUND-SCC 007 9003 (FRAN & WARREN RUPP SCHOLARSHIP):	0.00	0.00	0.00	0.00	0.00	0.00
*****TOTAL FOR FUND-SCC 007 9800 (TERRY McCAMMON SCHOLARSHIP FUND):	200.00	511.58	1.57	2.99	311.58	255.79
*****TOTAL FOR FUND-SCC 007 9801 (MINUTEMAN ALUMNI SCHOLARSHIP FUND):	2.00	1.57	0.22	0.41	0.43	78.50
*****TOTAL FOR FUND-SCC 007 9999 (LEXINGTON SCHOOLS TRUST FUND):	0.00	0.00	0.00	0.00	0.00	0.00

*** NOTE!! ONLY ACTIVE ACCOUNTS HAVE BEEN SELECTED, TOTALS MAY EXCLUDE AMOUNTS THAT ARE RELATED TO INACTIVE ACCOUNTS. ***

LEXINGTON LOCAL SCHOOLS
 Revenue Account Summary
 SORTED BY FUND-SCC/ACCT

	FYTD Receivable	FYTD Actual Receipts	MTD Actual Receipts	YTD Actual Receipts	FYTD Balance Receivable	FYTD Percent Received
*****TOTAL FOR FUND-SCC 018 9100 (HIGH SCHOOL PRINCIPAL'S FUND):	10,384.00	3,091.93	165.44	323.24	7,292.07	29.78
*****TOTAL FOR FUND-SCC 018 9200 (JUNIOR HIGH PRINCIPAL'S FUND):	7,957.00	7,964.44	67.23	67.23	7.44-	100.09
*****TOTAL FOR FUND-SCC 018 9300 (EASTERN PRINCIPAL'S FUND):	7,029.00	3,414.46	28.63	1,625.43	3,614.54	48.58
*****TOTAL FOR FUND-SCC 018 9301 (EASTERN ELEMENTARY BOOKFAIR/BOXTOPS FUND):	9,560.00	0.00	0.00	0.00	9,560.00	0.00
*****TOTAL FOR FUND-SCC 018 9400 (CENTRAL PRINCIPAL'S FUND):	5,754.00	2,090.50	75.48	239.13	3,663.50	36.33
*****TOTAL FOR FUND-SCC 018 9401 (CENTRAL ELEMENTARY BOOKFAIR FUND):	5,273.00	4,972.95	14.00	412.80	300.05	94.31
*****TOTAL FOR FUND-SCC 018 9500 (WESTERN PRINCIPAL'S FUND):	6,508.00	6,660.68	2,806.39	2,880.39	152.68-	102.35
*****TOTAL FOR FUND-SCC 018 9501 (WESTERN ELEMENTARY BOOKFAIR/BOXTOPS FUND):	5,677.00	4,340.26	0.00	0.00	1,336.74	76.45
*****TOTAL FOR FUND-SCC 018 9502 (HIGH SCHOOL ACADEMIC BOOSTERS FUND):	0.00	0.00	0.00	0.00	0.00	0.00
*****TOTAL FOR FUND-SCC 018 9901 (JUNIOR HIGH TEACHER ADVISORY FUND):	0.00	0.00	0.00	0.00	0.00	0.00

*** NOTE!! ONLY ACTIVE ACCOUNTS HAVE BEEN SELECTED, TOTALS MAY EXCLUDE AMOUNTS THAT ARE RELATED TO INACTIVE ACCOUNTS. ***

	FYTD Receivable	FYTD Actual Receipts	MTD Actual Receipts	YTD Actual Receipts	FYTD Balance Receivable	FYTD Percent Received
*****TOTAL FOR FUND-SCC 019 9001 (ACADEMIC BOOSTERS GRANTS):	2,755.00	0.00	0.00	0.00	2,755.00	0.00
*****TOTAL FOR FUND-SCC 019 9121 (CENTRAL ELEMENTARY PTO GRANTS):	3,110.49	3,136.87	26.38	32.50	26.38-	100.85
*****TOTAL FOR FUND-SCC 019 9122 (EASTERN ELEMENTARY PTO GRANTS):	3,110.46	3,136.84	26.38	32.50	26.38-	100.85
*****TOTAL FOR FUND-SCC 019 9123 (WESTERN ELEMENTARY PTO GRANTS):	6,110.49	6,136.87	26.38	32.50	26.38-	100.43
*****TOTAL FOR FUND-SCC 019 9200 (RICHLAND COUNTY FOUNDATION GRANT PLAYGROUND):	71,760.27	71,760.27	0.00	0.00	0.00	100.00
*****TOTAL FOR FUND-SCC 019 9201 (RICHLAND COUNTY FOUNDATION GRANT CENTRAL PRID):	0.00	0.00	0.00	0.00	0.00	0.00
*****TOTAL FOR FUND-SCC 019 9202 (RICHLAND COUNTY FOUNDATION GRANT-HENSEL FY15):	584.05	584.05	0.00	0.00	0.00	100.00
*****TOTAL FOR FUND-SCC 019 9204 (RICHLAND COUNTY FOUNDATION GRANT-PELPHREY 15):	987.41	987.41	0.00	0.00	0.00	100.00
*****TOTAL FOR FUND-SCC 019 9303 (OHIO POWER GRANT (BERRY)):	0.00	0.00	0.00	0.00	0.00	0.00
*****TOTAL FOR FUND-SCC 019 9616 (WALMART TEACHER OF THE YEAR-DANIELLE SAVAGE):	0.00	0.00	0.00	0.00	0.00	0.00

*** NOTE!! ONLY ACTIVE ACCOUNTS HAVE BEEN SELECTED, TOTALS MAY EXCLUDE AMOUNTS THAT ARE RELATED TO INACTIVE ACCOUNTS. ***

	FYTD Receivable	FYTD Actual Receipts	MTD Actual Receipts	YTD Actual Receipts	FYTD Balance Receivable	FYTD Percent Received
*****TOTAL FOR FUND-SCC 022 9601 (OHSAA TOURNAMENT AGENCY FUND):	59,854.48	5,991.76	0.00	24.02-	53,862.72	10.01
*****TOTAL FOR FUND-SCC 024 0000 (EMPLOYEE BENEFITS FUND FOR MEDICAL/DENTAL):	3,308,520.00	2,162,456.44	317,542.37	634,976.53	1,146,063.56	65.36
*****TOTAL FOR FUND-SCC 200 9101 (HIGH SCHOOL ART CLUB):	0.00	0.00	0.00	0.00	0.00	0.00
*****TOTAL FOR FUND-SCC 200 9102 (HIGH SCHOOL DRAMA CLUB):	4,638.00	1,649.00	0.00	0.00	2,989.00	35.55
*****TOTAL FOR FUND-SCC 200 9103 (HIGH SCHOOL MATH CLUB):	100.00	0.00	0.00	0.00	100.00	0.00
*****TOTAL FOR FUND-SCC 200 9104 (HIGH SCHOOL LEADERSHIP COUNCIL):	0.00	0.00	0.00	0.00	0.00	0.00
*****TOTAL FOR FUND-SCC 200 9105 (HIGH SCHOOL FRENCH CLUB):	298.00	0.00	0.00	0.00	298.00	0.00
*****TOTAL FOR FUND-SCC 200 9107 (HIGH SCHOOL SPANISH CLUB):	505.00	385.00	0.00	0.00	120.00	76.24
*****TOTAL FOR FUND-SCC 200 9108 (HIGH SCHOOL LEO CLUB):	2,231.00	2,159.55	0.00	10.92	71.45	96.80
*****TOTAL FOR FUND-SCC 200 9114 (HIGH SCHOOL STUDENT COUNCIL FUND):	3,303.00	370.00	0.00	0.00	2,933.00	11.20

*** NOTE!! ONLY ACTIVE ACCOUNTS HAVE BEEN SELECTED, TOTALS MAY EXCLUDE AMOUNTS THAT ARE RELATED TO INACTIVE ACCOUNTS. ***

	FYTD Receivable	FYTD Actual Receipts	MTD Actual Receipts	YTD Actual Receipts	FYTD Balance Receivable	FYTD Percent Received
*****TOTAL FOR FUND-SCC 200 9115 (HIGH SCHOOL KEY CLUB):	1,494.00	499.65	159.65	159.65	994.35	33.44
*****TOTAL FOR FUND-SCC 200 9116 (HIGH SCHOOL CHESS CLUB):	205.00	205.00	0.00	0.00	0.00	100.00
*****TOTAL FOR FUND-SCC 200 9119 (HIGH SCHOOL YEARBOOK FUND):	14,210.00	13,400.00	810.00	1,895.00	810.00	94.30
*****TOTAL FOR FUND-SCC 200 9120 (HIGH SCHOOL JOURNALISM FUND):	467.00	0.00	0.00	0.00	467.00	0.00
*****TOTAL FOR FUND-SCC 200 9121 (HIGH SCHOOL NATIONAL HONOR SOCIETY):	3,192.00	700.00	0.00	0.00	2,492.00	21.93
*****TOTAL FOR FUND-SCC 200 9160 (HIGH SCHOOL GERMAN CLUB):	0.00	0.00	0.00	0.00	0.00	0.00
*****TOTAL FOR FUND-SCC 200 9201 (JUNIOR HIGH ART CLUB):	85.00	85.00	0.00	0.00	0.00	100.00
*****TOTAL FOR FUND-SCC 200 9204 (JUNIOR HIGH STUDENT COUNCIL FUND):	667.00	668.75	392.00	392.00	1.75	100.26
*****TOTAL FOR FUND-SCC 200 9205 (JUNIOR HIGH LIBRARY CLUB):	0.00	0.00	0.00	0.00	0.00	0.00
*****TOTAL FOR FUND-SCC 200 9301 (EASTERN ELEMENTARY STUDENT ACTIVITY FUND):	586.00	804.54	715.28	804.54	218.54	137.29

*** NOTE!! ONLY ACTIVE ACCOUNTS HAVE BEEN SELECTED, TOTALS MAY EXCLUDE AMOUNTS THAT ARE RELATED TO INACTIVE ACCOUNTS. ***

Date: 03/03/15
 Time: 4:31 pm

LEXINGTON LOCAL SCHOOLS
 Revenue Account Summary
 SORTED BY FUND-SCC/ACCT

	FYTD Receivable	FYTD Actual Receipts	MTD Actual Receipts	YTD Actual Receipts	FYTD Balance Receivable	FYTD Percent Received
*****TOTAL FOR FUND-SCC 200 9401 (CENTRAL ELEMENTARY STUDENT ACTIVITY FUND):	0.00	0.00	0.00	0.00	0.00	0.00
*****TOTAL FOR FUND-SCC 200 9611 (HIGH SCHOOL INFORMED TEENS FUND):	418.00	418.00	0.00	0.00	0.00	100.00
*****TOTAL FOR FUND-SCC 200 9612 (JUNIOR HIGH INFORMED TEENS FUND):	222.00	0.00	0.00	0.00	222.00	0.00
*****TOTAL FOR FUND-SCC 300 9015 (NETWORK CONNECTIVITY FY9015):	0.00	0.00	0.00	0.00	0.00	0.00
*****TOTAL FOR FUND-SCC 300 9106 (HIGH SCHOOL INTRAMURALS):	0.00	0.00	0.00	0.00	0.00	0.00
*****TOTAL FOR FUND-SCC 300 9115 (JAZZ BAND):	1,265.00	555.00	555.00	555.00	710.00	43.87
*****TOTAL FOR FUND-SCC 300 9116 (CHOIR):	28,962.00	29,211.40	599.00-	120.00	249.40-	100.86
*****TOTAL FOR FUND-SCC 300 9206 (JUNIOR HIGH PHYS ED DEPARTMENT FUND):	6,000.00	1,669.00	270.00	720.00	4,331.00	27.82
*****TOTAL FOR FUND-SCC 300 9210 (JR HIGH INSTRUMENTAL):	0.00	0.00	0.00	0.00	0.00	0.00
*****TOTAL FOR FUND-SCC 300 9600 (ATHLETIC FUND):	200,000.00	178,163.29	13,065.56	24,471.58	21,836.71	89.08

*** NOTE!! ONLY ACTIVE ACCOUNTS HAVE BEEN SELECTED, TOTALS MAY EXCLUDE AMOUNTS THAT ARE RELATED TO INACTIVE ACCOUNTS. ***

	FYTD Receivable	FYTD Actual Receipts	MTD Actual Receipts	YTD Actual Receipts	FYTD Balance Receivable	FYTD Percent Received
*****TOTAL FOR FUND-SCC 300 9601 (ATHLETIC TOURNAMENT FUND):	0.00	0.00	0.00	0.00	0.00	0.00
*****TOTAL FOR FUND-SCC 300 9602 (ORCHESTRA):	0.00	0.00	0.00	0.00	0.00	0.00
*****TOTAL FOR FUND-SCC 300 9603 (ELEMENTARY MUSIC):	0.00	0.00	0.00	0.00	0.00	0.00
*****TOTAL FOR FUND-SCC 300 9605 (BAND):	0.00	0.00	0.00	0.00	0.00	0.00
*****TOTAL FOR FUND-SCC 451 9013 (NETWORK CONNECTIVITY - FY 2013):	0.00	0.00	0.00	0.00	0.00	0.00
*****TOTAL FOR FUND-SCC 451 9015 (Network Connectivity FY 2015):	4,500.00	4,500.00	0.00	0.00	0.00	100.00
*****TOTAL FOR FUND-SCC 506 9012 (RACE TO THE TOP GRANT FY12):	0.00	0.00	0.00	0.00	0.00	0.00
*****TOTAL FOR FUND-SCC 506 9013 (RACE TO THE TOP GRANT FY13):	0.00	0.00	0.00	0.00	0.00	0.00
*****TOTAL FOR FUND-SCC 506 9014 (RACE TO THE TOP GRANT FY14):	0.00	2,868.24-	0.00	0.00	2,868.24	0.00
*****TOTAL FOR FUND-SCC 506 9015 (RACE TO THE TOP GRANT FY15):	27,110.33	28,424.35	500.00	1,376.59	1,314.02-	104.85

*** NOTE!! ONLY ACTIVE ACCOUNTS HAVE BEEN SELECTED, TOTALS MAY EXCLUDE AMOUNTS THAT ARE RELATED TO INACTIVE ACCOUNTS. ***

	FYTD Receivable	FYTD Actual Receipts	MTD Actual Receipts	YTD Actual Receipts	FYTD Balance Receivable	FYTD Percent Received
*****TOTAL FOR FUND-SCC 506 9913 (OHIO RESIDENT EDUCATOR PROGRAM):	0.00	0.00	0.00	0.00	0.00	0.00
*****TOTAL FOR FUND-SCC 506 9914 (OHIO RESIDENT EDUCATOR PROGRAM):	0.00	0.00	0.00	0.00	0.00	0.00
*****TOTAL FOR FUND-SCC 516 9013 (IDEA-B SPECIAL EDUCATION FY13):	0.00	0.00	0.00	0.00	0.00	0.00
*****TOTAL FOR FUND-SCC 516 9014 (IDEA-B SPECIAL EDUCATION FY14):	160,806.17	26,015.57	0.00	0.00	134,790.60	16.18
*****TOTAL FOR FUND-SCC 516 9015 (IDEA-B SPECIAL EDUCATION FY15):	414,970.29	251,643.12	42,106.82	58,606.82	163,327.17	60.64
*****TOTAL FOR FUND-SCC 551 9013 (TITLE III LEP FY13):	0.00	0.00	0.00	0.00	0.00	0.00
*****TOTAL FOR FUND-SCC 572 9013 (TITLE I TARGETED ASSISTANCE FY13):	0.00	0.00	0.00	0.00	0.00	0.00
*****TOTAL FOR FUND-SCC 572 9014 (TITLE I FY14):	133,570.37	28,564.31	0.00	0.00	105,006.06	21.39
*****TOTAL FOR FUND-SCC 572 9015 (TITLE I FY15):	289,075.44	134,515.38	21,265.68	36,265.68	154,560.06	46.53
*****TOTAL FOR FUND-SCC 587 9015 (EARLY CHILDHOOD SPECIAL EDUCATION IDEA FY15):	2,462.44	872.17	0.00	0.00	1,590.27	35.42

*** NOTE!! ONLY ACTIVE ACCOUNTS HAVE BEEN SELECTED, TOTALS MAY EXCLUDE AMOUNTS THAT ARE RELATED TO INACTIVE ACCOUNTS. ***

Date: 03/03/15
Time: 4:31 pm

LEXINGTON LOCAL SCHOOLS
Revenue Account Summary
SORTED BY FUND-SCC/ACCT

Page: 9
(REVSUM)

	FYTD Receivable	FYTD Actual Receipts	MTD Actual Receipts	YTD Actual Receipts	FYTD Balance Receivable	FYTD Percent Received
*****TOTAL FOR FUND-SCC 590 9013 (TITLE II-A IMPROVING TEACHER QUALITY FY13):	0.00	0.00	0.00	0.00	0.00	0.00
*****TOTAL FOR FUND-SCC 590 9014 (TITLE II-A IMPROVING TEACHER QUALITY FY14):	0.00	0.00	0.00	0.00	0.00	0.00
*****TOTAL FOR FUND-SCC 590 9015 (TITLE II-A IMPROVING TEACHER QUALITY FY15):	47,148.45	30,843.56	3,186.73	8,581.28	16,304.89	65.42
*****TOTAL FOR FUND-SCC 599 9013 (NATIONAL SCHOOL LUNCH EXPANSION GRANT FY13):	0.00	0.00	0.00	0.00	0.00	0.00
*****GRAND TOTALS:	28,642,819.14	17,590,685.37	2,296,979.91	3,673,936.65	11,052,133.77	61.41

*** NOTE!! ONLY ACTIVE ACCOUNTS HAVE BEEN SELECTED, TOTALS MAY EXCLUDE AMOUNTS THAT ARE RELATED TO INACTIVE ACCOUNTS. ***

LEXINGTON LOCAL SCHOOLS
 Appropriation Account Summary
 SORTED BY FUND-SCC

FYTD Appropriated	Prior FY Carryover Encumbrances	FYTD Expendable	FYTD Actual Expenditures	MTD Actual Expenditures	Current Encumbrances	FYTD Unencumbered Balance	FYTD Percent Exp/Enc
*****TOTAL FOR FUND-SCC 001 0000 (GENERAL FUND):							
21,482,366.00	196,101.99	21,678,467.99	13,430,745.49	1,660,514.82	928,950.51	7,318,771.99	66.24
*****TOTAL FOR FUND-SCC 001 9412 (GENERAL BUDGET RESERVE SET-ASIDE-1%/BWC):							
0.00	0.00	0.00	0.00	0.00	0.00	0.00	0.00
*****TOTAL FOR FUND-SCC 001 9800 (FINGERPRINT PAYMENT CLEARING ACCOUNT):							
0.00	0.00	0.00	0.00	0.00	0.00	0.00	0.00
*****TOTAL FOR FUND-SCC 002 0000 (BOND RETIREMENT FUND):							
0.00	0.00	0.00	0.00	0.00	0.00	0.00	0.00
*****TOTAL FOR FUND-SCC 003 0000 (PERMANENT IMPROVEMENT FUND):							
780,174.11	2,892.83	783,066.94	735,698.11	650.00	22,605.19	24,763.64	96.84
*****TOTAL FOR FUND-SCC 006 0000 (FOOD SERVICE FUND):							
805,098.00	0.00	805,098.00	494,363.83	57,954.64	134,903.05	175,831.12	78.16
*****TOTAL FOR FUND-SCC 007 9003 (FRAN & WARREN RUPP SCHOLARSHIP):							
0.00	0.00	0.00	0.00	0.00	0.00	0.00	0.00
*****TOTAL FOR FUND-SCC 007 9800 (TERRY McCAMMON SCHOLARSHIP FUND):							
2,000.00	0.00	2,000.00	500.00	500.00	0.00	1,500.00	25.00
*****TOTAL FOR FUND-SCC 007 9801 (MINUTEMAN ALUMNI SCHOLARSHIP FUND):							
1,000.00	0.00	1,000.00	0.00	0.00	0.00	1,000.00	0.00
*****TOTAL FOR FUND-SCC 007 9999 (LEXINGTON SCHOOLS TRUST FUND):							
0.00	0.00	0.00	0.00	0.00	0.00	0.00	0.00

*** NOTE!! ONLY ACTIVE ACCOUNTS HAVE BEEN SELECTED, TOTALS MAY EXCLUDE AMOUNTS THAT ARE RELATED TO INACTIVE ACCOUNTS. ***

LEXINGTON LOCAL SCHOOLS
 Appropriation Account Summary
 SORTED BY FUND-SCC

FYTD Appropriated	Prior FY Carryover Encumbrances	FYTD Expendable	FYTD Actual Expenditures	MTD Actual Expenditures	Current Encumbrances	FYTD Unencumbered Balance	FYTD Percent Exp/Enc
*****TOTAL FOR FUND-SCC 018 9100 (HIGH SCHOOL PRINCIPAL'S FUND):							
11,049.00	0.00	11,049.00	3,368.23	254.25	7,622.77	58.00	99.48
*****TOTAL FOR FUND-SCC 018 9200 (JUNIOR HIGH PRINCIPAL'S FUND):							
7,692.00	0.00	7,692.00	641.63	75.00	6,779.00	271.37	96.47
*****TOTAL FOR FUND-SCC 018 9300 (EASTERN PRINCIPAL'S FUND):							
12,360.00	579.23	12,939.23	3,840.51	222.75	1,537.93	7,560.79	41.57
*****TOTAL FOR FUND-SCC 018 9301 (EASTERN ELEMENTARY BOOKFAIR/BOXTOPS FUND):							
6,772.00	0.00	6,772.00	116.63	0.00	4,000.00	2,655.37	60.79
*****TOTAL FOR FUND-SCC 018 9400 (CENTRAL PRINCIPAL'S FUND):							
7,375.00	274.60	7,649.60	723.18	102.26	1,502.09	5,424.33	29.09
*****TOTAL FOR FUND-SCC 018 9401 (CENTRAL ELEMENTARY BOOKFAIR FUND):							
5,150.00	0.00	5,150.00	3,180.27	178.64	0.00	1,969.73	61.75
*****TOTAL FOR FUND-SCC 018 9500 (WESTERN PRINCIPAL'S FUND):							
8,240.00	501.47	8,741.47	3,791.75	3,213.00	0.00	4,949.72	43.38
*****TOTAL FOR FUND-SCC 018 9501 (WESTERN ELEMENTARY BOOKFAIR/BOXTOPS FUND):							
6,006.00	0.00	6,006.00	4,340.26	0.00	0.00	1,665.74	72.27
*****TOTAL FOR FUND-SCC 018 9502 (HIGH SCHOOL ACADEMIC BOOSTERS FUND):							
0.00	0.00	0.00	0.00	0.00	0.00	0.00	0.00
*****TOTAL FOR FUND-SCC 018 9901 (JUNIOR HIGH TEACHER ADVISORY FUND):							
0.00	0.00	0.00	0.00	0.00	0.00	0.00	0.00

*** NOTE!! ONLY ACTIVE ACCOUNTS HAVE BEEN SELECTED, TOTALS MAY EXCLUDE AMOUNTS THAT ARE RELATED TO INACTIVE ACCOUNTS. ***

LEXINGTON LOCAL SCHOOLS
 Appropriation Account Summary
 SORTED BY FUND-SCC

FYTD Appropriated	Prior FY Carryover Encumbrances	FYTD Expendable	FYTD Actual Expenditures	MTD Actual Expenditures	Current Encumbrances	FYTD Unencumbered Balance	FYTD Percent Exp/Enc
*****TOTAL FOR FUND-SCC 019 9001 (ACADEMIC BOOSTERS GRANTS):							
5,994.00	0.00	5,994.00	2,028.39	0.00	430.61	3,535.00	41.02
*****TOTAL FOR FUND-SCC 019 9121 (CENTRAL ELEMENTARY PTO GRANTS):							
3,136.50	0.00	3,136.50	774.80	556.29	661.72	1,699.98	45.80
*****TOTAL FOR FUND-SCC 019 9122 (EASTERN ELEMENTARY PTO GRANTS):							
5,191.16	100.00	5,291.16	771.75	222.75	829.42	3,689.99	30.26
*****TOTAL FOR FUND-SCC 019 9123 (WESTERN ELEMENTARY PTO GRANTS):							
8,366.17	0.00	8,366.17	4,647.64	0.00	0.00	3,718.53	55.55
*****TOTAL FOR FUND-SCC 019 9200 (RICHLAND COUNTY FOUNDATION GRANT PLAYGROUND):							
73,692.27	0.00	73,692.27	71,760.27	0.00	0.00	1,932.00	97.38
*****TOTAL FOR FUND-SCC 019 9201 (RICHLAND COUNTY FOUNDATION GRANT CENTRAL PRID):							
0.00	0.00	0.00	0.00	0.00	0.00	0.00	0.00
*****TOTAL FOR FUND-SCC 019 9202 (RICHLAND COUNTY FOUNDATION GRANT-HENSEL FY15):							
584.05	0.00	584.05	407.05	0.00	97.95	79.05	86.47
*****TOTAL FOR FUND-SCC 019 9204 (RICHLAND COUNTY FOUNDATION GRANT-PELPHREY 15):							
987.41	0.00	987.41	0.00	0.00	987.41	0.00	100.00
*****TOTAL FOR FUND-SCC 019 9303 (OHIO POWER GRANT (BERRY)):							
0.00	0.00	0.00	0.00	0.00	0.00	0.00	0.00
*****TOTAL FOR FUND-SCC 019 9616 (WALMART TEACHER OF THE YEAR-DANIELLE SAVAGE):							
0.00	0.00	0.00	0.00	0.00	0.00	0.00	0.00

*** NOTE!! ONLY ACTIVE ACCOUNTS HAVE BEEN SELECTED, TOTALS MAY EXCLUDE AMOUNTS THAT ARE RELATED TO INACTIVE ACCOUNTS. ***

LEXINGTON LOCAL SCHOOLS
 Appropriation Account Summary
 SORTED BY FUND-SCC

FYTD Appropriated	Prior FY Carryover Encumbrances	FYTD Expendable	FYTD Actual Expenditures	MTD Actual Expenditures	Current Encumbrances	FYTD Unencumbered Balance	FYTD Percent Exp/Enc
*****TOTAL FOR FUND-SCC 022 9601 (OHSAA TOURNAMENT AGENCY FUND):							
60,000.00	0.00	60,000.00	6,137.28	0.00	45,314.50	8,548.22	85.75
*****TOTAL FOR FUND-SCC 024 0000 (EMPLOYEE BENEFITS FUND FOR MEDICAL/DENTAL):							
3,502,000.00	0.00	3,502,000.00	2,109,030.45	86,686.51	106,889.98	1,286,079.57	63.28
*****TOTAL FOR FUND-SCC 200 9101 (HIGH SCHOOL ART CLUB):							
93.76	0.00	93.76	0.00	0.00	0.00	93.76	0.00
*****TOTAL FOR FUND-SCC 200 9102 (HIGH SCHOOL DRAMA CLUB):							
13,500.00	855.51	14,355.51	6,033.65	0.00	345.88	7,975.98	44.44
*****TOTAL FOR FUND-SCC 200 9103 (HIGH SCHOOL MATH CLUB):							
143.00	0.00	143.00	0.00	0.00	0.00	143.00	0.00
*****TOTAL FOR FUND-SCC 200 9104 (HIGH SCHOOL LEADERSHIP COUNCIL):							
400.00	0.00	400.00	250.00	0.00	0.00	150.00	62.50
*****TOTAL FOR FUND-SCC 200 9105 (HIGH SCHOOL FRENCH CLUB):							
260.00	0.00	260.00	0.00	0.00	0.00	260.00	0.00
*****TOTAL FOR FUND-SCC 200 9107 (HIGH SCHOOL SPANISH CLUB):							
716.00	0.00	716.00	19.70	0.00	438.50	257.80	63.99
*****TOTAL FOR FUND-SCC 200 9108 (HIGH SCHOOL LED CLUB):							
3,201.00	69.88	3,270.88	538.18	0.00	961.82	1,770.88	45.86
*****TOTAL FOR FUND-SCC 200 9114 (HIGH SCHOOL STUDENT COUNCIL FUND):							
3,458.00	0.00	3,458.00	150.00	0.00	950.00	2,358.00	31.81

*** NOTE!! ONLY ACTIVE ACCOUNTS HAVE BEEN SELECTED, TOTALS MAY EXCLUDE AMOUNTS THAT ARE RELATED TO INACTIVE ACCOUNTS. ***

LEXINGTON LOCAL SCHOOLS
 Appropriation Account Summary
 SORTED BY FUND-SCC

FYTD Appropriated	Prior FY Carryover Encumbrances	FYTD Expendable	FYTD Actual Expenditures	MTD Actual Expenditures	Current Encumbrances	FYTD Unencumbered Balance	FYTD Percent Exp/Enc
*****TOTAL FOR FUND-SCC 200 9115 (HIGH SCHOOL KEY CLUB):							
2,500.00	0.00	2,500.00	490.00	0.00	0.00	2,010.00	19.60
*****TOTAL FOR FUND-SCC 200 9116 (HIGH SCHOOL CHESS CLUB):							
0.00	0.00	0.00	0.00	0.00	0.00	0.00	0.00
*****TOTAL FOR FUND-SCC 200 9119 (HIGH SCHOOL YEARBOOK FUND):							
41,592.00	246.01	41,838.01	9,550.06	0.00	7,545.14	24,742.81	40.86
*****TOTAL FOR FUND-SCC 200 9120 (HIGH SCHOOL JOURNALISM FUND):							
623.00	0.00	623.00	0.00	0.00	0.00	623.00	0.00
*****TOTAL FOR FUND-SCC 200 9121 (HIGH SCHOOL NATIONAL HONOR SOCIETY):							
3,300.00	0.00	3,300.00	1,406.52	0.00	145.00	1,748.48	47.02
*****TOTAL FOR FUND-SCC 200 9160 (HIGH SCHOOL GERMAN CLUB):							
55.00	0.00	55.00	0.00	0.00	45.00	10.00	81.82
*****TOTAL FOR FUND-SCC 200 9201 (JUNIOR HIGH ART CLUB):							
85.00	0.00	85.00	21.01	21.01	0.00	63.99	24.72
*****TOTAL FOR FUND-SCC 200 9204 (JUNIOR HIGH STUDENT COUNCIL FUND):							
967.00	0.00	967.00	259.29	175.00	440.71	267.00	72.39
*****TOTAL FOR FUND-SCC 200 9205 (JUNIOR HIGH LIBRARY CLUB):							
77.65	0.00	77.65	0.00	0.00	0.00	77.65	0.00
*****TOTAL FOR FUND-SCC 200 9301 (EASTERN ELEMENTARY STUDENT ACTIVITY FUND):							
586.00	0.00	586.00	101.76	101.76	398.24	86.00	85.32

*** NOTE!! ONLY ACTIVE ACCOUNTS HAVE BEEN SELECTED, TOTALS MAY EXCLUDE AMOUNTS THAT ARE RELATED TO INACTIVE ACCOUNTS. ***

LEXINGTON LOCAL SCHOOLS
 Appropriation Account Summary
 SORTED BY FUND-SCC

FYTD Appropriated	Prior FY Carryover Encumbrances	FYTD Expendable	FYTD Actual Expenditures	MTD Actual Expenditures	Current Encumbrances	FYTD Unencumbered Balance	FYTD Percent Exp/Enc
*****TOTAL FOR FUND-SCC 200 9401 (CENTRAL ELEMENTARY STUDENT ACTIVITY FUND):							
382.69	0.00	382.69	0.00	0.00	0.00	382.69	0.00
*****TOTAL FOR FUND-SCC 200 9611 (HIGH SCHOOL INFORMED TEENS FUND):							
250.00	0.00	250.00	100.00	0.00	0.00	150.00	40.00
*****TOTAL FOR FUND-SCC 200 9612 (JUNIOR HIGH INFORMED TEENS FUND):							
300.00	0.00	300.00	214.83	0.00	0.00	85.17	71.61
*****TOTAL FOR FUND-SCC 300 9106 (HIGH SCHOOL INTRAMURALS):							
0.00	0.00	0.00	0.00	0.00	0.00	0.00	0.00
*****TOTAL FOR FUND-SCC 300 9115 (JAZZ BAND):							
2,105.00	0.00	2,105.00	108.65	0.00	0.00	1,996.35	5.16
*****TOTAL FOR FUND-SCC 300 9116 (CHOIR):							
31,574.00	0.00	31,574.00	30,727.00	425.00	0.00	847.00	97.32
*****TOTAL FOR FUND-SCC 300 9206 (JUNIOR HIGH PHYS ED DEPARTMENT FUND):							
6,715.00	0.00	6,715.00	1,022.10	0.00	5,054.88	638.02	90.50
*****TOTAL FOR FUND-SCC 300 9210 (JR HIGH INSTRUMENTAL):							
41.00	0.00	41.00	0.00	0.00	0.00	41.00	0.00
*****TOTAL FOR FUND-SCC 300 9600 (ATHLETIC FUND):							
188,844.00	718.97	189,562.97	170,436.53	17,072.66	33,254.59	14,128.15	107.45
*****TOTAL FOR FUND-SCC 300 9601 (ATHLETIC TOURNAMENT FUND):							
0.00	0.00	0.00	0.00	0.00	0.00	0.00	0.00

*** NOTE!! ONLY ACTIVE ACCOUNTS HAVE BEEN SELECTED, TOTALS MAY EXCLUDE AMOUNTS THAT ARE RELATED TO INACTIVE ACCOUNTS. ***

LEXINGTON LOCAL SCHOOLS
 Appropriation Account Summary
 SORTED BY FUND-SCC

FYTD Appropriated	Prior FY Carryover Encumbrances	FYTD Expendable	FYTD Actual Expenditures	MTD Actual Expenditures	Current Encumbrances	FYTD Unencumbered Balance	FYTD Percent Exp/Enc
*****TOTAL FOR FUND-SCC 300 9602 (ORCHESTRA):							
63.00	0.00	63.00	0.00	0.00	0.00	63.00	0.00
*****TOTAL FOR FUND-SCC 300 9603 (ELEMENTARY MUSIC):							
945.00	0.00	945.00	0.00	0.00	0.00	945.00	0.00
*****TOTAL FOR FUND-SCC 300 9605 (BAND):							
232.00	0.00	232.00	0.00	0.00	0.00	232.00	0.00
*****TOTAL FOR FUND-SCC 451 9013 (NETWORK CONNECTIVITY - FY 2013):							
0.00	0.00	0.00	0.00	0.00	0.00	0.00	0.00
*****TOTAL FOR FUND-SCC 451 9015 (Network Connectivity FY 2015):							
4,500.00	0.00	4,500.00	4,500.00	4,500.00	0.00	0.00	100.00
*****TOTAL FOR FUND-SCC 499 9101 (STATE GRANT 2001 READING IMPROV. INCENT-CENTRA):							
2,362.64	0.00	2,362.64	577.91	90.10	1,784.73	0.00	100.00
*****TOTAL FOR FUND-SCC 506 9012 (RACE TO THE TOP GRANT FY12):							
0.00	0.00	0.00	0.00	0.00	0.00	0.00	0.00
*****TOTAL FOR FUND-SCC 506 9013 (RACE TO THE TOP GRANT FY13):							
0.00	0.00	0.00	0.00	0.00	0.00	0.00	0.00
*****TOTAL FOR FUND-SCC 506 9014 (RACE TO THE TOP GRANT FY14):							
0.00	0.00	0.00	0.00	0.00	0.00	0.00	0.00
*****TOTAL FOR FUND-SCC 506 9015 (RACE TO THE TOP GRANT FY15):							
29,978.57	0.00	29,978.57	29,754.56	2,734.21	224.01	0.00	100.00

*** NOTE!! ONLY ACTIVE ACCOUNTS HAVE BEEN SELECTED, TOTALS MAY EXCLUDE AMOUNTS THAT ARE RELATED TO INACTIVE ACCOUNTS. ***

LEXINGTON LOCAL SCHOOLS
 Appropriation Account Summary
 SORTED BY FUND-SCC

FYTD Appropriated	Prior FY Carryover Encumbrances	FYTD Expendable	FYTD Actual Expenditures	MTD Actual Expenditures	Current Encumbrances	FYTD Unencumbered Balance	FYTD Percent Exp/Enc
*****TOTAL FOR FUND-SCC 506 9913 (OHIO RESIDENT EDUCATOR PROGRAM):							
0.00	0.00	0.00	0.00	0.00	0.00	0.00	0.00
*****TOTAL FOR FUND-SCC 506 9914 (OHIO RESIDENT EDUCATOR PROGRAM):							
0.00	0.00	0.00	0.00	0.00	0.00	0.00	0.00
*****TOTAL FOR FUND-SCC 516 9013 (IDEA-B SPECIAL EDUCATION FY13):							
0.00	0.00	0.00	0.00	0.00	0.00	0.00	0.00
*****TOTAL FOR FUND-SCC 516 9014 (IDEA-B SPECIAL EDUCATION FY14):							
26,087.64	0.00	26,087.64	26,087.64	0.00	0.00	0.00	100.00
*****TOTAL FOR FUND-SCC 516 9015 (IDEA-B SPECIAL EDUCATION FY15):							
549,760.89	0.00	549,760.89	252,856.54	42,335.95	104,295.48	192,608.87	64.96
*****TOTAL FOR FUND-SCC 551 9013 (TITLE III LEP FY13):							
0.00	0.00	0.00	0.00	0.00	0.00	0.00	0.00
*****TOTAL FOR FUND-SCC 572 9013 (TITLE I TARGETED ASSISTANCE FY13):							
0.00	0.00	0.00	0.00	0.00	0.00	0.00	0.00
*****TOTAL FOR FUND-SCC 572 9014 (TITLE I FY14):							
28,611.37	0.00	28,611.37	28,611.37	0.00	0.00	0.00	100.00
*****TOTAL FOR FUND-SCC 572 9015 (TITLE I FY15):							
394,081.50	0.00	394,081.50	132,121.80	21,314.00	7,330.44	254,629.26	35.39
*****TOTAL FOR FUND-SCC 587 9015 (EARLY CHILDHOOD SPECIAL EDUCATION IDEA FY15):							
2,462.44	0.00	2,462.44	607.02	0.00	1,855.42	0.00	100.00

*** NOTE!! ONLY ACTIVE ACCOUNTS HAVE BEEN SELECTED, TOTALS MAY EXCLUDE AMOUNTS THAT ARE RELATED TO INACTIVE ACCOUNTS. ***

LEXINGTON LOCAL SCHOOLS
 Appropriation Account Summary
 SORTED BY FUND-SCC

FYTD Appropriated	Prior FY Carryover Encumbrances	FYTD Expendable	FYTD Actual Expenditures	MTD Actual Expenditures	Current Encumbrances	FYTD Unencumbered Balance	FYTD Percent Exp/Enc
*****TOTAL FOR FUND-SCC 590 9013 (TITLE II-A IMPROVING TEACHER QUALITY FY13):							
0.00	0.00	0.00	0.00	0.00	0.00	0.00	0.00
*****TOTAL FOR FUND-SCC 590 9014 (TITLE II-A IMPROVING TEACHER QUALITY FY14):							
0.00	0.00	0.00	0.00	0.00	0.00	0.00	0.00
*****TOTAL FOR FUND-SCC 590 9015 (TITLE II-A IMPROVING TEACHER QUALITY FY15):							
47,148.00	0.00	47,148.00	32,603.31	5,660.21	0.00	14,544.69	69.15
*****TOTAL FOR FUND-SCC 599 9013 (NATIONAL SCHOOL LUNCH EXPANSION GRANT FY13):							
0.00	0.00	0.00	0.00	0.00	0.00	0.00	0.00
*****GRAND TOTALS:							
28,183,235.82	202,340.49	28,385,576.31	17,606,016.95	1,905,560.81	1,428,181.97	9,351,377.39	67.06

*** NOTE!! ONLY ACTIVE ACCOUNTS HAVE BEEN SELECTED, TOTALS MAY EXCLUDE AMOUNTS THAT ARE RELATED TO INACTIVE ACCOUNTS. ***