


LEXINGTON LOCAL SCHOOLS



FINANCIAL REPORT
FOR THE PERIOD ENDING
FEBRUARY 28, 2014

PREPARED BY
CHRISTINA BENNETT, TREASURER

DATE: 03/04/2014
TIME: 15:47

LEXINGTON LOCAL SCHOOLS
CASH RECONCILIATION AS OF 02/28/2014

PAGE: 1
(USAEMSED)

	SUB-TOTALS -----	TOTALS -----
Gross Depository Balances:		
RICHLAND BANK SWEEP ACCT 0581	\$ 3,152,936.69	
RICHLAND BANK GENERAL ACCT 0580	1,614.90	
RICHLAND BANK ANTHEM SWEEP 4340	1,322,721.84	
RICHLAND BANK EE BENEFITS 3180	0.00	
RICHLAND BANK PAYROLL ACCT 9780	0.00	
RICHLAND BANK TOURNAMENT ACC8280	170.00	
RICHLAND BANK ATHLETIC ACCT 3280	5,535.35	

Total Depository Balances (Gross)		\$ 4,482,978.78
Adjustments to Bank Balance:		
Cash in Transit to Bank	\$ 2,872.00	
Outstanding Checks	104,753.00-	
Adjustments	452.77-	
MUNICIPAL DEDUCTIONS		

Total Adjustments to Bank Balance		102,333.77-
Investments:		
Treasury Bonds and Notes	\$ 0.00	
Certificate of Deposits	0.00	
Other Securities	0.00	
Other Investments:		

Total Investments		0.00
Cash on Hand:		
Petty Cash:		
TREASURER'S OFFICE	\$ 100.00	
Change Cash:		
ATHLETIC CHANGE	\$ 2,200.00	
CAFETERIA CHANGE	570.00	
HIGH SCHOOL	50.00	
JUNIOR HIGH SCHOOL	150.00	
EASTERN ELEMENTARY	150.00	
CENTRAL & WESTERN ELEM	100.00	
Cash with Fiscal Agent	0.00	

Total Cash on Hand		3,320.00

Total Balances		\$ 4,383,965.01
		=====
Total Fund Balance		\$ 4,383,965.01
		=====
Depository Clearance Accounts:		
RICHLAND BANK BOND/COUPON	\$ 0.00	

Total Clearance Account Balances		\$ 0.00

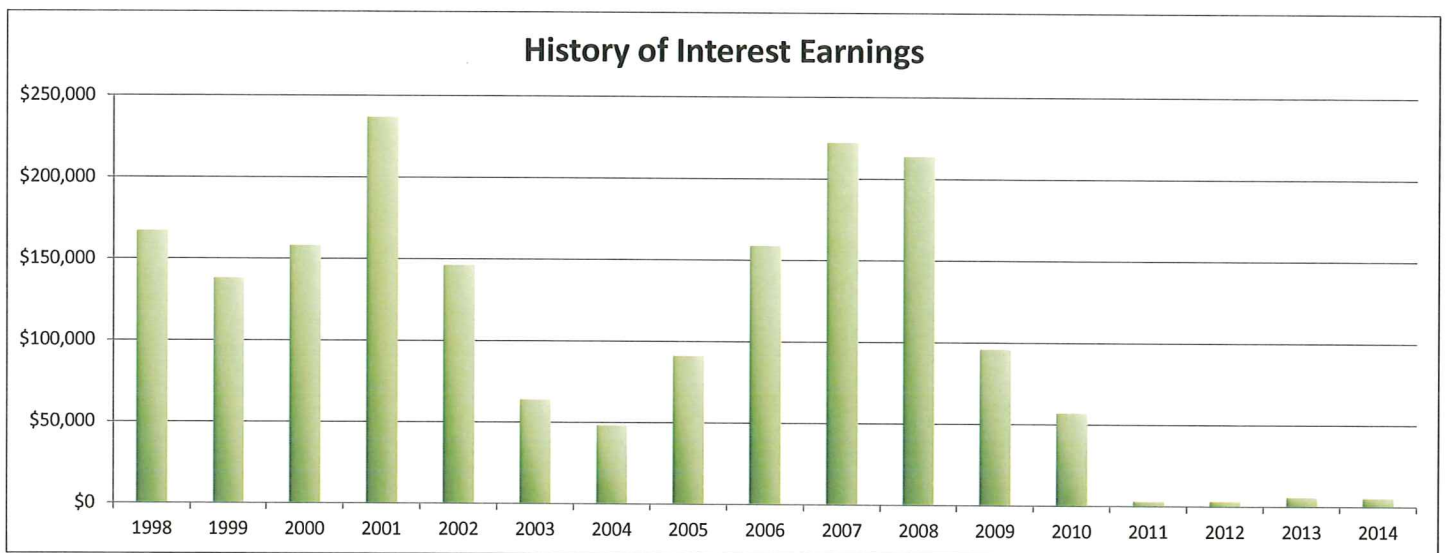
Bennett

LEXINGTON LOCAL SCHOOLS
INVESTMENT REPORT FOR THE MONTH ENDING
February 28, 2014

INTEREST EARNED:	THIS MONTH	FISCAL YEAR TO DATE
Richland Bank, General Sweep	\$343.97	\$4,164.72
Richland Bank, Anthem Sweep	\$134.14	\$1,164.27
Star Ohio	\$0.00	\$0.00
Certificates of Deposit	\$0.00	\$0.00
Bonds and other types of investments	\$0.00	\$0.00
TOTAL INTEREST RECEIVED	\$478.11	\$5,328.99

History of Interest Earnings	Fiscal Year	Interest Earnings
	1998	\$ 167,057.52
	1999	\$ 138,113.69
	2000	\$ 157,991.72
	2001	\$ 236,839.79
	2002	\$ 146,052.34
	2003	\$ 63,712.36
	2004	\$ 47,970.95
	2005	\$ 90,719.94
	2006	\$ 158,724.51
	2007	\$ 221,998.86
	2008	\$ 213,660.34
	2009	\$ 95,639.63
	2010	\$ 56,860.22
	2011	\$ 3,001.78
	2012	\$ 3,090.00
	2013	\$ 5,758.97
FISCAL Year To Date	2014	\$5,328.99

Total Interest Earnings 1998 to Present	\$ 1,812,521.61
--	------------------------



FINANCIAL SUMMARY REPORT
Processing Month: February 2014
LEXINGTON LOCAL SCHOOLS

Fnd	Sec	Description	Beginning Balance	MTD Revenues	FYTD Revenues	MTD Expenditures	FYTD Expenditures	Current Available Balance
001	0000	GENERAL FUND	2,188,515.09	2,208,312.61	13,861,934.89	1,672,998.48	13,117,998.00	2,932,451.98
001	9412	GENERAL BUDGET RESERVE SE	87,928.97	.00	.00	.00	.00	87,928.97
001	9800	FINGERPRINT PAYMENT CLEAR	1,607.74	.00	1,607.74	.00	.00	.00
002	0000	BOND RETIREMENT FUND	1,925.89	.00	.00	.00	.00	1,925.89
003	0000	PERMANENT IMPROVEMENT FUN	160,415.10	87,390.00	400,580.19	3,576.00	590,435.54	29,440.25
006	0000	FOOD SERVICE FUND	958.68	77,248.55	477,803.33	72,805.07	590,742.37	111,980.36
007	9800	TERRY McCAMMON SCHOLARSHI	11,234.83	.88	8.86	.00	.00	11,243.69
007	9801	MINUTEMAN ALUMNI SCHOLARS	1,884.99	.15	1.49	.00	.00	1,886.48
018	9100	HIGH SCHOOL PRINCIPAL'S F	1,389.05	98.99	6,068.82	2,864.77	4,094.47	3,363.40
018	9200	JUNIOR HIGH PRINCIPAL'S F	1,018.25	107.04	7,289.25	141.20	1,706.56	6,600.94
018	9300	EASTERN PRINCIPAL'S FUND	7,746.72	43.37	2,792.07	359.44	2,945.33	7,593.46
018	9301	EASTERN ELEMENTARY BOOKFA	4,036.72	.00	3,054.20	.00	.00	7,090.92
018	9400	CENTRAL PRINCIPAL'S FUND	5,539.87	10.00	4,161.05	1,176.27	1,748.75	7,952.17
018	9401	CENTRAL ELEMENTARY BOOKFA	1,116.71	30.97	5,197.57	1,048.67	3,834.17	2,480.11
018	9500	WESTERN PRINCIPAL'S FUND	5,472.35	159.40	4,806.47	100.01	3,421.13	6,857.69
018	9501	WESTERN ELEMENTARY BOOKFA	2,237.46	.00	5,645.18	.00	4,791.11	3,091.53
018	9502	HIGH SCHOOL ACADEMIC BOOS	146.57	.00	.00	.00	.00	146.57
018	9901	JUNIOR HIGH TEACHER ADVIS	109.25	.00	.00	.00	.00	109.25
019	9001	ACADEMIC BOOSTERS GRANTS	2,695.25	.00	.00	.00	2,210.42	484.83
019	9121	CENTRAL ELEMENTARY PTO GR	3,278.46	29.20	156.98	420.36	3,411.15	24.29
019	9122	EASTERN ELEMENTARY PTO GR	3,335.51	29.19	156.93	.00	671.75	2,820.69
019	9123	WESTERN ELEMENTARY PTO GR	4,318.65	29.22	156.99	.00	2,300.00	2,175.64
019	9200	RICHLAND COUNTY FOUNDATIO	4,932.00	.00	.00	.00	.00	4,932.00
019	9303	OHIO POWER GRANT (BERRY)	.00	.00	300.00	.00	295.00	5.00
019	9616	WALMART TEACHER OF THE YE	88.60	.00	.00	.00	87.77	.83
022	9601	OHSAA TOURNAMENT AGENCY F	.00	3,704.00	10,758.11	3,611.90	8,333.01	2,425.10
024	0000	EMPLOYEE BENEFITS FUND FO	1,087,421.83	308,222.78	2,093,226.30	117,822.54	1,857,926.29	1,322,721.84
200	9101	HIGH SCHOOL ART CLUB	93.76	.00	.00	.00	.00	93.76
200	9102	HIGH SCHOOL DRAMA CLUB	14,606.49	.00	3,702.00	400.00	3,290.89	15,017.60
200	9103	HIGH SCHOOL MATH CLUB	42.70	.00	100.00	.00	90.00	52.70
200	9104	HIGH SCHOOL LEADERSHIP CO	846.14	.00	.00	.00	.00	846.14
200	9105	HIGH SCHOOL FRENCH CLUB	59.85	.00	298.00	.00	.00	357.85
200	9107	HIGH SCHOOL SPANISH CLUB	408.95	.00	505.00	.00	702.05	211.90
200	9108	HIGH SCHOOL LEO CLUB	2,040.48	22.24	1,515.79	.00	1,448.64	2,107.63
200	9114	HIGH SCHOOL STUDENT COUNC	1,939.57	564.50	1,104.50	122.01	428.05	2,616.02
200	9115	HIGH SCHOOL KEY CLUB	702.36	.00	1,192.00	302.75	829.48	1,064.88
200	9119	HIGH SCHOOL YEARBOOK FUND	44,319.58	.00	7,495.00	.00	9,748.58	42,066.00
200	9120	HIGH SCHOOL JOURNALISM FU	622.59	.00	351.30	.00	.00	973.89
200	9121	HIGH SCHOOL NATIONAL HONO	1,075.74	.00	2,638.25	.00	1,657.99	2,056.00
200	9160	HIGH SCHOOL GERMAN CLUB	123.22	.00	.00	.00	45.00	78.22
200	9201	JUNIOR HIGH ART CLUB	3.13	.00	.00	.00	3.13	.00
200	9204	JUNIOR HIGH STUDENT COUNC	742.87	227.55	666.70	.00	.00	1,409.57
200	9205	JUNIOR HIGH LIBRARY CLUB	77.65	.00	.00	.00	.00	77.65
200	9301	EASTERN ELEMENTARY STUDEN	218.36	.00	.00	.00	.00	218.36
200	9401	CENTRAL ELEMENTARY STUDEN	382.69	.00	.00	.00	.00	382.69
200	9611	HIGH SCHOOL INFORMED TEEN	360.63	.00	110.00	.00	.00	470.63

FINANCIAL SUMMARY REPORT
Processing Month: February 2014
LEXINGTON LOCAL SCHOOLS

Fnd	Sec	Description	Beginning Balance	MTD Revenues	FYTD Revenues	MTD Expenditures	FYTD Expenditures	Current Available Balance
200	9612	JUNIOR HIGH INFORMED TEEN	316.80	.00	221.65	.00	.00	538.45
300	9115	JAZZ BAND	1,143.32	.00	.00	.00	417.73	725.59
300	9116	CHOIR	4,287.48	.00	1,151.54	.00	811.98	2,323.96
300	9206	JUNIOR HIGH PHYS ED DEPAR	773.49	381.00	2,088.00	96.76	1,433.07	1,428.42
300	9210	JR HIGH INSTRUMENTAL	41.03	.00	.00	.00	.00	41.03
300	9600	ATHLETIC FUND	19,913.63	10,301.00	170,597.11	27,930.01	172,158.56	18,352.18
300	9601	ATHLETIC TOURNAMENT FUND	1,545.53	.00	.00	.00	1,545.53	.00
300	9602	ORCHESTRA	63.22	.00	.00	.00	.00	63.22
300	9603	ELEMENTARY MUSIC	945.67	.00	.00	.00	.00	945.67
300	9605	BAND	232.95	.00	.00	.00	.00	232.95
499	9101	STATE GRANT 2001 READING	2,497.14	.00	.00	.00	.00	2,497.14
506	9013	RACE TO THE TOP GRANT FY1	6,077.89	.00	6,077.89	.00	.00	.00
506	9014	RACE TO THE TOP GRANT FY1	.00	.00	17,605.84	1,781.27	15,067.87	2,537.97
516	9013	IDEA-B SPECIAL EDUCATION	.62	.00	13,469.59	.00	13,470.21	.00
516	9014	IDEA-B SPECIAL EDUCATION	.00	5,800.00	166,032.65	23,077.58	157,509.50	8,523.15
572	9013	TITLE I TARGETED ASSISTAN	8,107.74	.00	20,271.03	.00	28,378.77	.00
572	9014	TITLE I FY14	.00	21,848.71	128,448.26	25,088.87	127,784.18	664.08
590	9013	TITLE II-A IMPROVING TEAC	52.56	.00	.00	.00	52.56	.00
590	9014	TITLE II-A IMPROVING TEAC	.00	5,428.01	32,072.99	5,389.26	31,975.94	97.05
599	9013	NATIONAL SCHOOL LUNCH EXP	6,948.00	.00	7,000.00	.00	13,948.00	.00
Grand Total All Funds			3,710,968.37	2,729,989.36	17452,747.17	1,960,313.22	16779,750.53	4383,965.01
Total Invested Funds			.00					

DATE: 03/04/2014
TIME: 13:59:46OHIO DEPARTMENT OF EDUCATION - OFFICE OF SCHOOL MANAGEMENT ASSISTANCE
ANNUAL SPENDING PLAN (CURRENT OPERATION - GENERAL FUND ONLY - O.R.C. 5705.391)

PAGE: 1

SCHOOL DISTRICT: LEXINGTON LOCAL SCHOOLS

IRN # 049437

COUNTY: RICHLAND

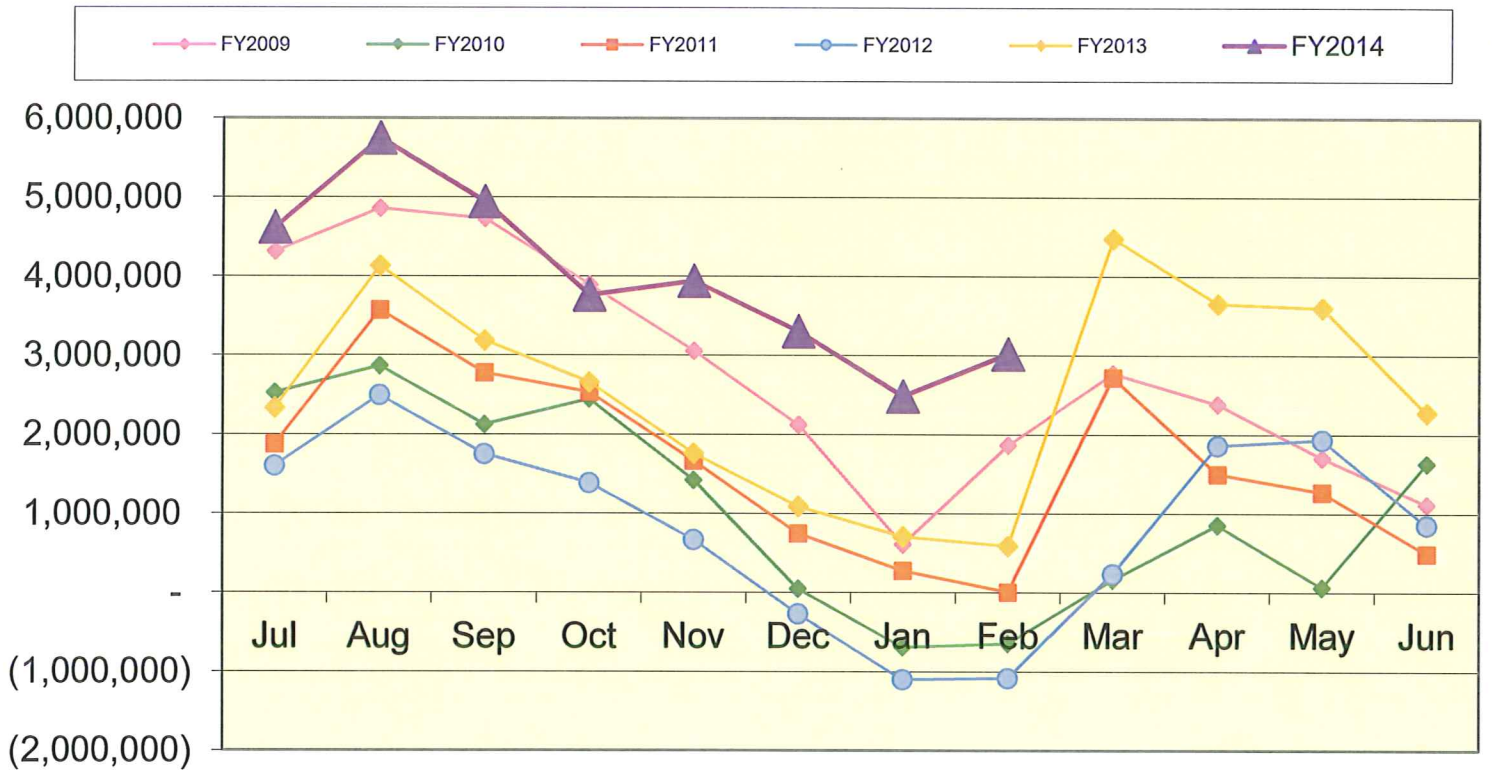
FISCAL YEAR: 2014 MONTH: 02

	MONTHLY ESTIMATE	MONTHLY ACTUAL	MONTHLY DIFFERENCE	FISCAL YTD ESTIMATE	FISCAL YTD ACTUAL	FISCAL YTD DIFFERENCE
REVENUES						
01.010 General Property (Real Estate)	1,250,000	1,369,110	119,110	6,000,000	6,065,794	65,794
01.020 Tangible Personal Property Tax	0	0	0	157,000	163,187	6,187
01.030 Income Tax	0	0	0	0	0	0
01.035 Unrestricted Grants-in-Aid	770,000	793,609	23,609	6,050,000	6,336,454	286,454
01.040 Restricted Grants-in-Aid	420	5,472	5,052	3,333	55,499	52,166
01.045 Restricted Grants-in-Aid - SFSF	0	0	0	0	0	0
01.050 Property Tax Allocation	0	0	0	858,000	878,281	20,281
01.060 All Other Operating Revenue	35,000	40,122	5,122	265,000	271,290	6,290
01.070 Total Revenue	2,035,420	2,208,313	152,893	13,333,333	13,770,505	437,172
OTHER FINANCING SOURCES						
02.010 Proceeds from Sale of Notes	0	0	0	0	0	0
02.020 State Emergency Loans & Advancements (Approved)	0	0	0	0	0	0
02.040 Operating Transfers-In	0	0	0	0	0	0
02.050 Advances-In	0	0	0	6,948	6,948	0
02.060 All Other Financing Sources	0	0	0	93,000	82,872	10,128-
02.070 Total Other Financing Sources	0	0	0	99,948	89,820	10,128-
02.080 Total Revenues and Other Financing Sources	2,035,420	2,208,313	152,893	13,433,281	13,860,325	427,044
EXPENDITURES						
03.010 Personal Services	960,000	928,159	31,841-	7,605,717	7,636,447	30,730
03.020 Employees' Retirement/Insurance Benefits	420,000	414,600	3,400-	3,250,000	2,992,123	257,877-
03.030 Purchased Services	280,000	262,511	17,489-	2,006,000	1,861,477	144,523-
03.040 Supplies and Materials	45,000	64,434	19,434	552,000	510,237	41,763-
03.050 Capital Outlay	1,000	569	431-	15,500	5,818	9,682-
03.060 Intergovernmental	0	0	0	0	0	0
04.010 Debt Services: All Principal (Historical)	0	0	0	0	0	0
04.020 Debt Services: Principal - Notes	0	0	0	0	0	0
04.030 Debt Services: Principal - State Loans	0	0	0	0	0	0
04.040 Debt Services: Principal - State Advancements	0	0	0	0	0	0
04.050 Debt Services: Principal - HB 264 Loans	0	0	0	0	0	0
04.055 Debt Services: Principal - Other	0	0	0	0	0	0
04.060 Debt Services: Interest and Fiscal Charges	0	0	0	0	0	0
04.300 Other Objects	4,000	726	3,274-	129,825	111,898	17,927-
04.500 Total Expenditures	1,710,000	1,672,999	37,001-	13,559,042	13,118,000	441,042-
OTHER FINANCING USES						
05.010 Operating Transfers - Out	0	0	0	0	0	0
05.020 Advances - Out	0	0	0	0	0	0
05.030 All Other Financing Uses	0	0	0	0	0	0
05.040 Total Other Financing Uses	0	0	0	0	0	0
05.050 Total Expenditure and Other Financing Uses	1,710,000	1,672,999	37,001-	13,559,042	13,118,000	441,042-
06.010 Excess Rev & Oth Financing Sources over(under) Exp &	345,420	535,314	189,894	125,761-	742,325	868,086
07.010 Beginning Cash Balance	1,806,871	2,485,063	678,192	2,278,052	2,278,052	0
07.020 Ending Cash Balance	2,152,291	3,020,377	868,086	2,152,291	3,020,377	868,086
08.010 Outstanding Encumbrances	1,000,000	1,158,460	158,460	1,000,000	1,158,460	158,460

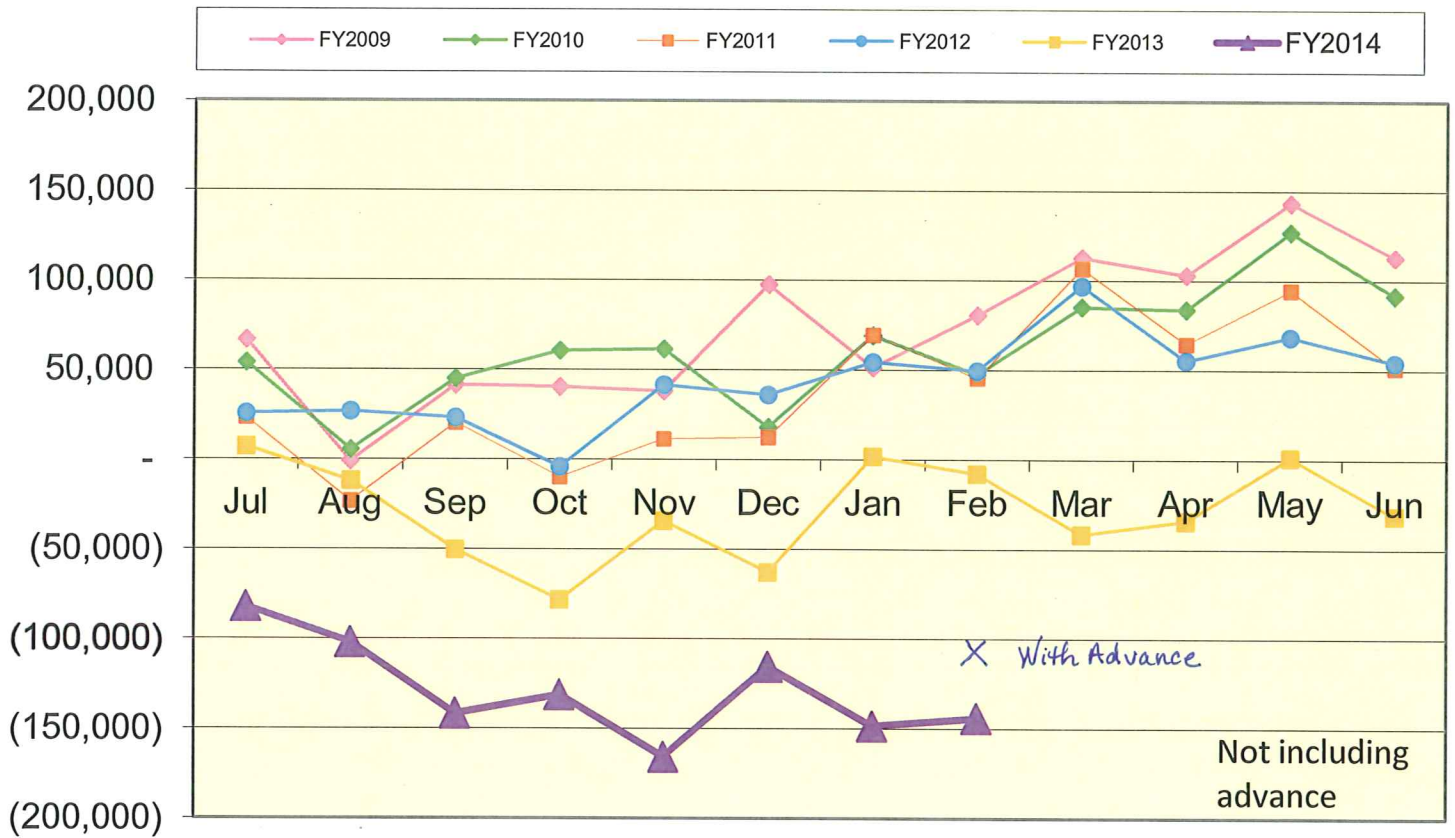
**LEXINGTON LOCAL SCHOOL DISTRICT
GENERAL FUND ONLY 2013-14
SUMMARY OF RECEIPTS AND EXPENDITURES - FIVE YEAR FORECAST FORMAT**

LINE 7.010	BEGINNING CASH BALANCE		\$ 2,278,052		
	2/28/2014	FISCAL YEAR TO DATE Estimate	FISCAL YEAR TO DATE Actual	VARIANCE Estimate vs. Actual	PERCENT of VARIANCE
	REVENUES				
LINE 1.010	Real Estate Tax	\$ 6,000,000	\$ 6,065,794	\$65,794	1.10%
LINE 1.020	Personal Property Tax	\$ 157,000	\$ 163,187	\$6,187	3.94%
LINE 1.030	Income Tax	\$ -	\$ -	\$0	
LINE 1.035	State Funding	\$ 6,050,000	\$ 6,336,454	\$286,454	5.59%
LINE 1.040	Career Tech Funding	\$ 3,333	\$ 55,499	\$52,166	combined
LINE 1.050	Property Tax Allocation	\$ 858,000	\$ 878,281	\$20,281	2.36%
LINE 1.060	Other Operating Revenue	\$ 265,000	\$ 271,290	\$6,290	2.37%
LINE 1.070	TOTAL REVENUE	\$ 13,333,333	\$ 13,770,505	\$437,172	3.28%
			\$ -		
LINE 2.01	Proceeds from Notes	\$ -	\$ -	\$0	
LINE 2.04	Transfers In	\$ -	\$ -	\$0	
LINE 2.050	Advances In	\$ 6,948	\$ 6,948	\$0	0.00%
LINE 2.060	Other Financing Sources	\$ 93,000	\$ 82,872	(\$10,128)	-10.89%
LINE 2.070	TOTAL OTHER SOURCES	\$ 99,948	\$ 89,820	(\$10,128)	-10.13%
LINE 2.080	TOTAL REVENUES & Sources	\$ 13,433,281	\$ 13,860,325	\$427,044	3.18%
	EXPENSES				
LINE 3.010	Salaries	\$ 7,605,717	\$ 7,636,447	(\$30,730)	-0.40%
LINE 3.020	Retirement and Benefits	\$ 3,250,000	\$ 2,992,123	\$257,877	7.93%
LINE 3.030	Purchased Services	\$ 2,006,000	\$ 1,861,477	\$144,523	7.20%
LINE 3.040	Supplies and Materials	\$ 552,000	\$ 510,237	\$41,763	7.57%
LINE 3.050	Capital Outlay and Equipment	\$ 15,500	\$ 5,818	\$9,682	62.46%
LINE 3.06	INTERGOVERNMENTAL	\$ -	\$ -	\$0	
LINE 4.020	DEBT SERVICE - Notes	\$ -	\$ -	\$0	
LINE 4.060	DEBT SERVICE - Interest charges	\$ -	\$ -	\$0	
LINE 4.300	Other Objects	\$ 129,825	\$ 111,898	\$17,927	13.81%
LINE 4.500	TOTAL EXPENDITURES	\$ 13,559,042	\$ 13,118,000	\$441,042	3.25%
			\$ -		
LINE 5.00	TRANSFERS OUT	\$ -	\$ -		
LINE 5.02	ADVANCES OUT	\$ -	\$ -		
LINE 5.03	ALL OTHER USES	\$ -	\$ -		
LINE 5.040	TOTAL OTHER USES	\$ -	\$ -		
LINE 5.050	TOTAL EXPENDITURES & USES	\$ 13,559,042	\$ 13,118,000	\$441,042	3.25%
		Estimate	Actual	Variance	
LINE 6.010	REVENUES OVER EXPENSES	\$ (125,761)	\$ 742,325	\$868,086	
LINE 7.020	ENDING CASH BALANCE	\$ 2,152,291	\$ 3,020,377	\$868,086	
	Less Reserves	\$ (87,929)	\$ (87,929)	\$ -	
LINE 8.010	Less Outstanding Encumbrances	\$ (1,000,000)	\$ (1,158,460)	\$ (158,460)	15.85%
LINE 15.010	Unreserved Fund Balance	\$ 1,064,362	\$ 1,773,988	\$709,626	66.67%
		Estimate	Actual	Benchmark Yr. End	
	Salaries/Benefits as % of Revenue	81.4%	77.2%	80.1% or below	
	True Days Cash - Calendar Days on which can operate	39	56	45 or above	

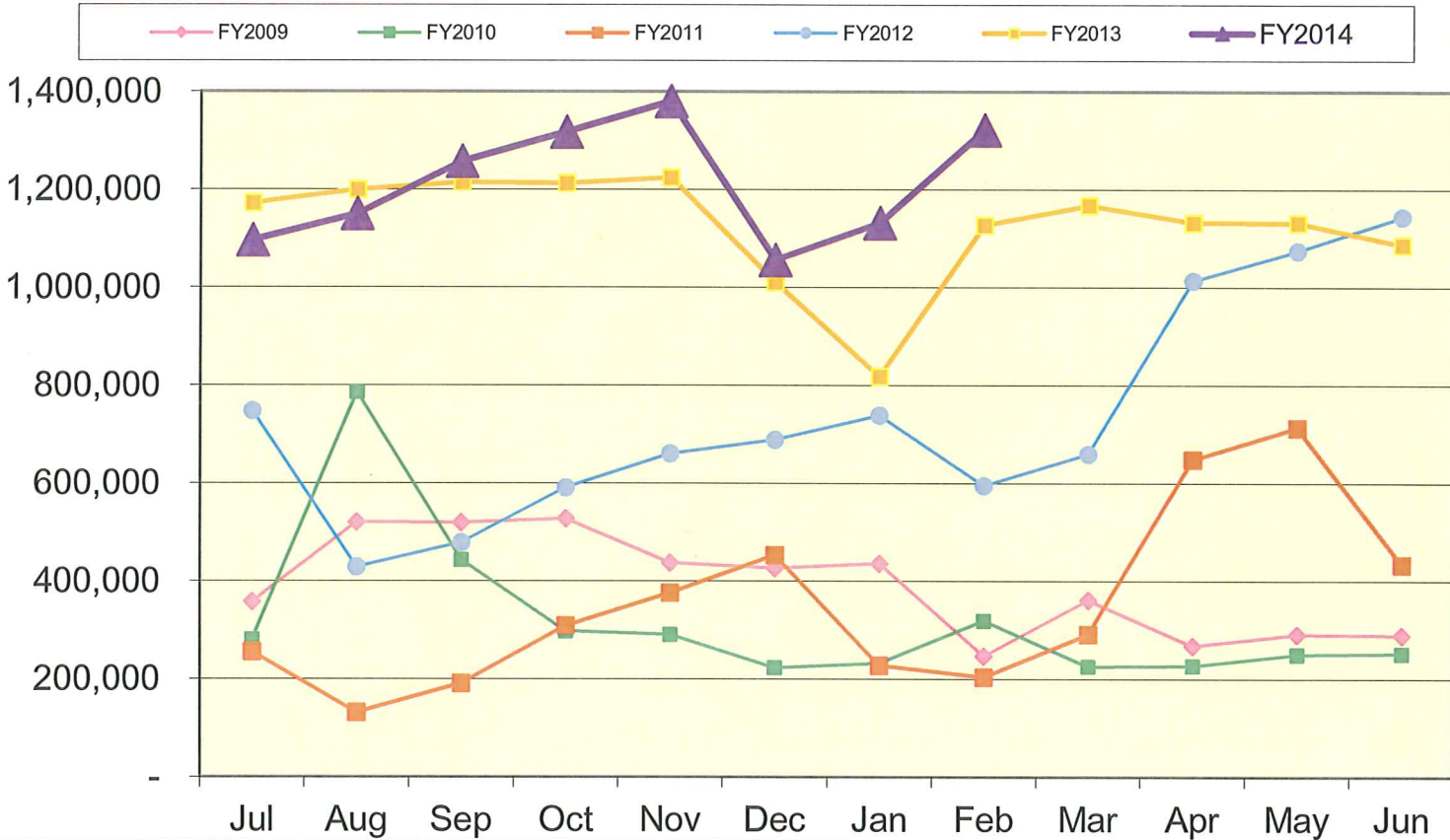
Lexington Local Schools General Fund Cash Balance



Lexington Local Schools Food Service Fund Cash Balance



Lexington Local Schools Employee Benefits Fund Cash Balance



Lexington Local Schools

Permanent Improvement Fund 2/28/2014

Instruction and Administration	Budgeted Amount	Actual Fiscal Year Expended	Current Encumbrances	Available Budget
Playground equipment	\$ 2,340.00	\$ 3,107.99	\$ -	(\$767.99)
Textbooks and instructional equipment	\$ 28,645.88	\$ 73,675.05	\$ 5,743.20	(\$50,772.37)
Wall mats for Western	\$ 2,296.00	\$ 2,296.00	\$ -	\$0.00
Furniture for Western	\$ 3,100.00	\$ 3,025.24	\$ -	\$74.76
Furniture/equip Curric/SpEd Directors	\$ 15,200.00	\$ 16,228.97	\$ -	(\$1,028.97)
Carpet for Eastern / Clinic furniture	\$ 4,393.00	\$ 5,685.70	\$ -	(\$1,292.70)
New shredder	\$ 2,419.00	\$ 2,199.00	\$ -	\$220.00
Music instruments and equipment	\$ -	\$ 2,271.91	\$ 403.58	(\$2,675.49)

Maintenance

Riding Line maker	\$ 11,995.00	\$ 11,995.00	\$ -	\$0.00
Mower lease	\$ 19,416.00	\$ 19,416.08	\$ -	(\$0.08)
HS restroom upgrades	\$ 10,800.00	\$ 6,212.00	\$ -	\$4,588.00
Boiler Replacement at Central	\$ -	\$ 36,980.00	\$ -	(\$36,980.00)
Roof Repairs	\$ -	\$ 13,355.00	\$ -	(\$13,355.00)

Transportation

New bus and security camera	\$ 90,376.00	\$ 90,376.00	\$ -	\$0.00
Equipment at Bus Garage	\$ 700.00	\$ 683.05	\$ -	\$16.95

Technology

Notebooks and carts	\$ 101,000.00	\$ 100,444.80	\$ -	\$555.20
Computers, servers, tech equip., etc.	\$ 185,311.00	\$ 113,509.08	\$ 9,857.20	\$61,944.72
Sunguard	\$ 25,000.00	\$ 23,379.00	\$ 1,440.00	\$181.00
HS Auditorium projector system	\$ 11,000.00	\$ 2,512.00	\$ -	\$8,488.00

Food Service

Steamer system filter	\$ 4,835.00	\$ -	\$ 4,835.73	(\$0.73)
-----------------------	-------------	------	-------------	----------

Athletics and Student Activities

2 Wrestling Mats	\$ 21,558.00	\$ 21,558.00	\$ -	\$0.00
Athletic equipment, etc.	\$ 27,505.00	\$ 29,874.50	\$ 2,456.00	(\$4,825.50)
Athletic office furniture, carpet	\$ 6,755.00	\$ 6,461.65	\$ 293.35	\$0.00

Fees

Tax Collection Fees	\$ 12,000.00	\$ 5,189.52	\$ -	\$6,810.48
---------------------	--------------	-------------	------	------------

	Budgeted Amount	Actual Fiscal Year Expended	Current Encumbrances	Available Budget
Totals	\$ 586,644.88	\$ 590,435.54	\$ 25,029.06	\$ (28,819.72)
Return of Advance to General Fund	\$ 50,000.00	\$ -		
Total Budgeted Plus Return to Gen. Fund	\$ 636,644.88			

Actual Cash Balance 7/1/13	\$ 160,415.10
Revenues FY14 - Taxes from levy	\$ 400,580.19
Expenditures FY14	\$ (590,435.54)
Current Cash Balance	(\$29,440.25)
Current Encumbrances	\$ (25,029.06)
Available Balance	(\$54,469.31)



Check#	Check Date	Org Sta	Vendor Paid	Check Amount	Status Date
069591	02/06/2014	W/R	ACE TRUCK EQUIPMENT	27.06	02/12/2014
069592	02/06/2014	W/R	NICKLES BAKERY	345.51	02/11/2014
069593	02/06/2014	W/R	ALL GLASS SYSTEMS	2,115.00	02/13/2014
069594	02/06/2014	W/R	APPERSON	384.47	02/13/2014
069595	02/06/2014	W/R	ATLAS BELTING LLC	735.00	02/14/2014
069596	02/06/2014	W/R	CANTON CITY SCHOOLS	40.00	02/25/2014
069597	02/06/2014	W/R	CDW-G	93.85	02/18/2014
069598	02/06/2014	W/R	CLEARWATER SYSTEMS	82.11	02/11/2014
069599	02/06/2014	W/R	COLE DISTRIBUTING	130.90	02/11/2014
069600	02/06/2014	W/R	CONSOLIDATED PLASTICS	2,812.90	02/11/2014
069601	02/06/2014	W/R	KUNZ, CYNTHIA J	276.00	02/11/2014
069602	02/06/2014	W/R	THOMPSON, DANIELLE	64.62	02/18/2014
069603	02/06/2014	W/R	FOLLETT LIBRARY RESOURCES	760.28	02/11/2014
069604	02/06/2014	W/R	G & L SUPPLY CO.	422.09	02/10/2014
069605	02/06/2014	W/R	GILBARCO INC.	30.00	02/11/2014
069606	02/06/2014	W/R	GORDON FOOD SERVICE	12,273.11	02/12/2014
069607	02/06/2014	W/R	HARBOR FREIGHT TOOLS	103.66	02/11/2014
069608	02/06/2014	W/R	HD SUPPLY FACILITIES	100.13	02/13/2014
069609	02/06/2014	W/R	HD SUPPLY WATERWORKS, LTD	793.29	02/11/2014
069610	02/06/2014	W/R	HEALING HEARTS COUNSELING	100.00	02/11/2014
069611	02/06/2014	W/W	GODBY, JEANNA	495.00	
069612	02/06/2014	W/R	CAVALIER, JENNIFER	188.37	02/10/2014
069613	02/06/2014	W/R	WEIDIG, KATHY	56.50	02/13/2014
069614	02/06/2014	W/R	KELL ACE HARDWARE	48.52	02/11/2014
069615	02/06/2014	W/R	CARPENTER, LANCE	120.00	02/12/2014
069616	02/06/2014	W/R	LEXINGTON LOCAL SCHOOLS	32.17	02/10/2014
069617	02/06/2014	W/R	MCGRAW-HILL EDUCATION GROUP	1,894.15	02/11/2014
069618	02/06/2014	W/R	MEDCENTRAL PEDIATRIC THERAPY	24,000.00	02/12/2014
069619	02/06/2014	W/R	MID-OHIO ED. SERVICE CENTER	340.00	02/10/2014
069620	02/06/2014	W/R	NORTH CENTRAL OHIO ESC	735.00	02/13/2014
069621	02/06/2014	W/W	OMEA	180.00	
069622	02/06/2014	W/R	MEDCO SUPPLY INC.	118.08	02/12/2014
069623	02/06/2014	W/R	QUENCH	38.00	02/11/2014
069624	02/06/2014	W/R	RICHLAND NEWHOPE CENTER	9,875.25	02/12/2014
069625	02/06/2014	W/W	KEINATH, TIANNA	194.32	
069626	02/06/2014	W/R	GILMORE, TIMOTHY	140.00	02/11/2014
069627	02/06/2014	W/R	VERIZON WIRELESS	650.60	02/12/2014
069628	02/06/2014	W/R	VILLAGE OF LEXINGTON	3,942.36	02/11/2014
069629	02/06/2014	W/R	WAL-MART DISCOUNT CITIES	276.52	02/12/2014
069630	02/06/2014	W/R	WOLFF BROS. SUPPLY, INC.	131.65	02/11/2014
069631	02/07/2014	B/R	KROGER CO	4,409.00	02/19/2014
069632	02/10/2014	W/R	DAUGHERTY, ROGER & CAROL	50.00	02/11/2014
069633	02/10/2014	W/R	NICKLES BAKERY	184.76	02/13/2014
069634	02/10/2014	W/R	MURRAY, ANDREA	116.04	02/19/2014
069635	02/10/2014	W/R	ARMSTRONG TOOL & SUPPLY	903.74	02/18/2014
069636	02/10/2014	W/R	WEAVER, BOBBI	146.64	02/25/2014
069637	02/10/2014	W/R	CARDINAL BUS SALES & SERVICE	73.46	02/14/2014
069638	02/10/2014	W/R	CHARLES RITTER CO.	87.33	02/12/2014
069639	02/10/2014	W/R	CLEAR FORK VALLEY LOCAL	1,190.00	02/12/2014
069640	02/10/2014	W/R	DAIRY ENTERPRISES INC.	973.08	02/13/2014
069641	02/10/2014	W/W	DEVELOPMENTAL RESOURCES, INC.	149.00	
069642	02/10/2014	W/R	DYSLEXIA INSTITUTES OF AMERICA	1,000.00	02/19/2014

Check#	Check Date	Org Sta	Vendor Paid	Check Amount	Status Date
069643	02/10/2014	W/R	FIN, FEATHER, FUR OUTFITTERS	42.76	02/18/2014
069644	02/10/2014	W/R	GEYER'S MARKET'S, INC.	46.34	02/18/2014
069645	02/10/2014	W/R	RHOAD, JANA	190.00	02/27/2014
069646	02/10/2014	W/R	LEHMAN, JIM	225.00	02/14/2014
069647	02/10/2014	W/R	JONES POTATO CHIP CO.	54.00	02/13/2014
069648	02/10/2014	W/R	KAHL'S TELECOMMUNICATIONS	567.50	02/13/2014
069649	02/10/2014	W/R	KIMBALL MIDWEST	29.82	02/18/2014
069650	02/10/2014	W/W	OMEA	180.00	
069651	02/10/2014	W/R	PIZZA HUT	53.90	02/28/2014
069652	02/10/2014	W/R	POST MASTER	490.00	02/14/2014
069653	02/10/2014	W/R	DUNN, RICHARD	188.72	02/13/2014
069654	02/10/2014	W/R	RIVERS BOOKS	30.00	02/25/2014
069655	02/10/2014	W/R	KNUCKLES, RYAN	182.56	02/13/2014
069656	02/10/2014	W/R	SCHMIDT SECURITY	421.36	02/12/2014
069657	02/10/2014	W/R	STANTON SHEET MUSIC	868.94	02/14/2014
069658	02/10/2014	W/R	STATE TEACHERS RETIREMENT	4,641.35	02/14/2014
069659	02/10/2014	W/R	YOUNG, SUSAN	570.00	02/14/2014
069660	02/10/2014	W/R	SYSCO CLEVELAND, INC.	2,831.95	02/14/2014
069661	02/10/2014	W/R	GILMORE, TIMOTHY	70.00	02/13/2014
069662	02/10/2014	W/R	VOLZ, TRICIA L.	62.16	02/14/2014
069663	02/10/2014	W/R	WOLFF BROS. SUPPLY, INC.	1,249.11	02/13/2014
069664	02/10/2014	W/R	WORNER ROOFING COMPANY	495.00	02/12/2014
069665	02/13/2014	W/R	APPLE INC.	4,068.00	02/19/2014
069666	02/13/2014	W/R	ARMSTRONG TOOL & SUPPLY	11.61	02/21/2014
069667	02/13/2014	W/R	AUTOMATION PARTS WAREHOUSE	576.00	02/25/2014
069668	02/13/2014	W/R	AWARDSMITH	34.00	02/24/2014
069669	02/13/2014	W/R	CDW-G	324.13	02/20/2014
069670	02/13/2014	W/R	NELL, CHRISTINA D	100.00	02/26/2014
069671	02/13/2014	W/R	DAIRY ENTERPRISES INC.	970.92	02/18/2014
069672	02/13/2014	W/R	DRAIN-PRO	100.00	02/19/2014
069673	02/13/2014	W/R	GRAINGER	145.91	02/18/2014
069674	02/13/2014	W/R	HAMPTON INN	1,611.23	02/18/2014
069675	02/13/2014	W/R	HD SUPPLY FACILITIES	100.30	02/19/2014
069676	02/13/2014	W/R	VANHOUTEN, JON	300.00	02/19/2014
069677	02/13/2014	W/R	LAKESHORE LEARNING MATERIALS	1,937.10	02/19/2014
069678	02/13/2014	W/R	TOMELLEO, LOUIS MICHAEL	200.00	02/24/2014
069679	02/13/2014	W/R	MANSFIELD AUTO PARTS	546.10	02/19/2014
069680	02/13/2014	W/R	MID-OHIO ED. SERVICE CENTER	1,807.54	02/18/2014
069681	02/13/2014	W/R	MVD SPORTS	2,157.90	02/20/2014
069682	02/13/2014	W/R	ACORN DISTRIBUTORS, INC.	397.10	02/21/2014
069683	02/13/2014	W/W	OAEP	210.00	
069684	02/13/2014	W/R	PERFECTION LEARNING	229.35	02/19/2014
069685	02/13/2014	W/R	RENHILL GROUP, INC.	289.39	02/21/2014
069686	02/13/2014	W/R	SCHOOL HEALTH CORP.	701.40	02/19/2014
069687	02/13/2014	W/R	CLASSROOM DIRECT	1,186.66	02/18/2014
069688	02/13/2014	W/W	GRIFFITH, SHELLEY	44.75	
069689	02/13/2014	W/R	STANTON SHEET MUSIC	724.66	02/19/2014
069690	02/13/2014	W/R	YOUNG, SUSAN	430.00	02/19/2014
069691	02/13/2014	W/R	TIERNEY BROTHERS INC	3,576.00	02/19/2014
069692	02/13/2014	W/R	JONES, TIMOTHY M.	293.02	02/21/2014
069693	02/13/2014	W/R	WEAVER, TROY J	200.00	02/20/2014
069694	02/13/2014	W/R	TRUCK SALES & SERVICE, INC.	3,225.73	02/21/2014

Check#	Check Date	Org Sta	Vendor Paid	Check Amount	Status Date
069695	02/17/2014	W/R	ASHLAND UNIVERSITY	6,615.00	02/25/2014
069696	02/17/2014	W/R	CULLIGAN QUALITY WATER	37.00	02/24/2014
069697	02/17/2014	W/R	FOLLETT LIBRARY RESOURCES	288.39	02/24/2014
069698	02/17/2014	W/R	CAVALIER, JENNIFER	42.00	02/20/2014
069699	02/17/2014	W/R	LEARNING A-Z	1,359.20	02/21/2014
069700	02/17/2014	W/R	LOEB ELECTRIC	52.51	02/21/2014
069701	02/17/2014	W/R	METROPOLITAN EDUCATIONAL	1,052.71	02/25/2014
069702	02/17/2014	W/R	RICHLAND CO. HEALTH DEPT	1,345.00	02/21/2014
069703	02/17/2014	W/W	FREDERICKTOWN LOCAL SCHOOLS	150.00	
069704	02/17/2014	W/R	PAUL DAWSON	173.45	02/21/2014
069705	02/17/2014	W/R	PSAT/NMSQT	886.00	02/21/2014
069706	02/17/2014	W/R	SCHOOL EMPLOYEES RETIREMENT	4,702.12	02/24/2014
069707	02/17/2014	W/R	DOMKA, STEPHEN F	105.99	02/27/2014
069708	02/17/2014	W/R	STATE TEACHERS RETIREMENT	4,478.46	02/25/2014
069709	02/17/2014	W/R	OHIO STATE UNIVERSITY	534.00	02/28/2014
069710	02/17/2014	W/R	OHIO BUREAU OF CRIMINAL IDENT.	46.00	02/25/2014
069711	02/18/2014	B/B	GWIRTZ, SALLY	30.00	
069712	02/18/2014	W/R	HOLIDAY INN EXPRESS	1,782.00	02/25/2014
069713	02/20/2014	W/R	TREASURER, STATE OF OHIO	185.00	02/26/2014
069714	02/20/2014	W/R	ALL GLASS SYSTEMS	75.00	02/27/2014
069715	02/20/2014	W/R	COLE DISTRIBUTING	28,406.14	02/21/2014
069716	02/20/2014	W/R	CUMMINS BRIDGEWAY, LLC	245.77	02/25/2014
069717	02/20/2014	W/R	DAIRY ENTERPRISES INC.	145.54	02/24/2014
069718	02/20/2014	W/R	EDISON LOCAL SCHOOL DISTRICT	150.00	02/25/2014
069719	02/20/2014	W/R	GERMAN'S BUS SALES & SERVICE	228.08	02/27/2014
069720	02/20/2014	W/R	GRAINGER	914.40	02/24/2014
069721	02/20/2014	W/R	HIGHLAND HIGH SCHOOL	150.00	02/28/2014
069722	02/20/2014	W/R	BOWMAN, JOY	71.47	02/26/2014
069723	02/20/2014	W/W	HEIMANN, KAYLA	8.00	
069724	02/20/2014	W/R	LEXINGTON ATHLETIC ACCOUNT	4,575.00	02/20/2014
069725	02/20/2014	W/R	LQ MANAGEMENT, LLC	540.00	02/25/2014
069726	02/20/2014	W/R	OLECKI, MICHELLE	180.00	02/20/2014
069727	02/20/2014	W/R	MID-OHIO ED. SERVICE CENTER	427.52	02/21/2014
069728	02/20/2014	W/R	MILLIRON WASTE MGT.	731.64	02/24/2014
069729	02/20/2014	W/R	MVD SPORTS	2,838.70	02/24/2014
069730	02/20/2014	W/W	OHIO HIGH SCHOOL ATH. ASSOC.	161.00	
069731	02/20/2014	W/W	OHIO STATE UNIVERISTY	100.00	
069732	02/20/2014	W/R	BAKER, RALPH	64.40	02/24/2014
069733	02/20/2014	W/R	RENHILL GROUP, INC.	1,255.05	02/25/2014
069734	02/20/2014	W/R	SCHMIDT SECURITY	97.00	02/24/2014
069735	02/20/2014	W/R	SIGN GRAPHIX	446.00	02/24/2014
069736	02/20/2014	W/R	SPORTS AWARDS	42.25	02/26/2014
069737	02/20/2014	W/R	STANDARD PLUMBING & HEATING CO	6,745.00	02/27/2014
069738	02/20/2014	W/R	TREASURER, STATE OF OHIO	799.50	02/25/2014
069739	02/20/2014	W/W	UNIVERSITY OF AKRON	90.00	
069740	02/20/2014	B/R	LONG, MARY	80.00	02/25/2014
069741	02/21/2014	W/R	BEST BUY	151.99	02/26/2014
069742	02/21/2014	B/R	SMITH, JAMES	170.88	02/28/2014
069743	02/21/2014	B/R	LEXINGTON ATH. BOOSTERS	1,277.65	02/24/2014
069744	02/24/2014	W/R	NICKLES BAKERY	151.25	02/27/2014
069745	02/24/2014	W/W	AWARDSMITH	110.00	
069746	02/24/2014	W/W	RICHLAND COUNTY TREASURER	623.65	

Date: 3/04/2014

C H E C K R E G I S T E R
Processing Month: February 2014
LEXINGTON LOCAL SCHOOLS

Page: 4
(CHKREG)

Check#	Check Date	Org Sta	Vendor Paid	Check Amount	Status Date
069747	02/24/2014	W/W	BSN SPORTS	200.00	
069748	02/24/2014	W/W	CBIZ BENEFITS & INSURANCE	2,750.00	
069749	02/24/2014	W/W	CDW-G	492.81	
069750	02/24/2014	W/W	CenturyLink	1,478.17	
069751	02/24/2014	W/R	CHARLES RITTER CO.	171.44	02/26/2014
069752	02/24/2014	W/W	Constellation NewEnergy	8,282.44	
069753	02/24/2014	W/R	DAIRY ENTERPRISES INC.	820.51	02/27/2014
069754	02/24/2014	W/W	SHARE IT-DIGITAL RIVER, INC	149.95	
069755	02/24/2014	W/R	G & L SUPPLY CO.	113.96	02/28/2014
069756	02/24/2014	W/W	GERMAN'S BUS SALES & SERVICE	3.80	
069757	02/24/2014	W/R	HEALTHCARE BILLING SERVICES	152.04	02/28/2014
069758	02/24/2014	W/W	HOLLY'S BOOK RACK	1,371.25	
069759	02/24/2014	W/R	WEIDIG, KATHY	193.44	02/27/2014
069760	02/24/2014	W/W	RC THERAPY SERVICES, INC.	3,960.00	
069761	02/24/2014	W/R	SCHMIDT SECURITY	97.00	02/26/2014
069762	02/24/2014	W/W	SCHOOL SPECIALTY INC.	254.77	
069763	02/24/2014	W/W	SIEMENS INDUSTRY, INC.	6,616.00	
069764	02/24/2014	W/R	SMETZ'S TIRE SERVICE CENTER	631.08	02/28/2014
069765	02/24/2014	W/R	STANDARD PLUMBING & HEATING CO	2,450.00	02/27/2014
069766	02/25/2014	W/W	NARDECCHIA, DONALD	70.00	
069767	02/25/2014	W/W	SMITH, GARY	70.00	
069768	02/25/2014	W/R	GURNEY, JOHN	70.00	02/27/2014
069769	02/25/2014	W/R	PHILLIPS, KASHIF	110.88	02/27/2014
069770	02/25/2014	W/R	CAMPBELL, MARTIN	70.00	02/27/2014
069771	02/25/2014	W/R	BRADISH, WILLIAM	112.00	02/27/2014
069772	02/25/2014	W/R	PHILLIPS, KASHIF	32.12	02/27/2014
069773	02/25/2014	W/R	BRADISH, WILLIAM	34.00	02/27/2014
069774	02/25/2014	W/R	BUCYRUS HIGH SCHOOL	618.00	02/26/2014
069775	02/26/2014	B/B	SOLOON, HEATHER	20.60	
069776	02/26/2014	B/B	GLAZE, AMY	43.50	
069777	02/26/2014	B/B	MCMULLEN, KEVIN	25.00	
069778	02/27/2014	W/W	FRIES, AARON	70.00	
069779	02/27/2014	W/W	AMERICAN ELECTRIC POWER	50,057.44	
069780	02/27/2014	W/W	LITTLE, ANDY J	250.00	
069781	02/27/2014	W/W	PAULEY, BRETT	125.00	
069782	02/27/2014	W/W	MORTON, BUCK	75.60	
069783	02/27/2014	W/W	CDW-G	52.55	
069784	02/27/2014	W/W	CHARLES RITTER CO.	44.25	
069785	02/27/2014	W/W	COLES ENERGY, INC.	895.78	
069786	02/27/2014	W/W	DAIRY ENTERPRISES INC.	1,116.53	
069787	02/27/2014	W/W	PENNINGTON, DALE	77.20	
069788	02/27/2014	W/W	DUGAN, DAVID	270.00	
069789	02/27/2014	W/W	WHINNERY, DAVID	78.00	
069790	02/27/2014	W/W	FUSION APPAREL	133.00	
069791	02/27/2014	W/W	GERMAN'S BUS SALES & SERVICE	7,052.52	
069792	02/27/2014	W/W	GILBARCO INC.	30.00	
069793	02/27/2014	W/W	GRAINGER	37.46	
069794	02/27/2014	W/W	HURSH DRUG, INC.	27.37	
069795	02/27/2014	W/W	ITsavvy	256.00	
069796	02/27/2014	W/W	PRIESMAN, JAMES	104.70	
069797	02/27/2014	W/W	YEICHNER, JOHN	125.00	
069798	02/27/2014	W/W	SUPON, JOHN	70.00	

Date: 3/04/2014

C H E C K R E G I S T E R
Processing Month: February 2014
LEXINGTON LOCAL SCHOOLS

Page: 5
(CHKREG)

Check#	Check Date	Org Sta	Vendor Paid	Check Amount	Status Date
069799	02/27/2014	W/W	VANHOUTEN, JON	250.00	
069800	02/27/2014	W/W	COLUMBUS KENWORTH, INC	484.20	
069801	02/27/2014	W/W	LEBER, KURT	70.00	
069802	02/27/2014	W/W	GILMORE, KYLE	269.00	
069803	02/27/2014	W/W	LEXINGTON LOCAL SCHOOLS	35.00	
069804	02/27/2014	W/W	SHAFFER, MICHELLE	87.89	
069805	02/27/2014	W/W	MID-OHIO ED. SERVICE CENTER	340.00	
069806	02/27/2014	W/W	NCOCC	27.51	
069807	02/27/2014	W/W	O.E. MEYER COMPANY	78.45	
069808	02/27/2014	W/W	OAESA	250.00	
069809	02/27/2014	W/W	PHOTORAMA	90.16	
069810	02/27/2014	W/W	PIONEER CAREER & TECHNOLOGY	35.00	
069811	02/27/2014	W/W	PLUMBMASTER, INC.	277.79	
069812	02/27/2014	W/W	RONK'S AUTO & TRUCK TOWING	300.00	
069813	02/27/2014	W/W	DOTSON, RYAN	243.00	
069814	02/27/2014	W/W	SCHOOL HEALTH CORP.	126.92	
069815	02/27/2014	W/W	SHIRT SHACK, INC.	302.75	
069816	02/27/2014	W/W	THERAPRO, INC.	62.90	
069817	02/27/2014	W/W	TREASURER, STATE OF OHIO	78.25	
069818	02/27/2014	W/W	TRIUMPH LEARNNG	2,014.66	
069819	02/27/2014	W/W	WEAVER, TROY J	250.00	
069820	02/27/2014	W/W	VERIZON WIRELESS	651.15	
069821	02/27/2014	W/W	WAL-MART DISCOUNT CITIES	554.40	
069822	02/27/2014	W/W	WOLFF BROS. SUPPLY, INC.	54.19	
069823	02/27/2014	W/W	WORNER ROOFING COMPANY	355.00	
069824	02/27/2014	W/W	XTEK PARTNERS	569.00	
069825	02/28/2014	B/B	OLIVER, BARB	34.00	
069826	02/28/2014	B/B	RISACHER, MARTHA	17.00	
069827	02/28/2014	B/B	BAER, DALE	12.00	
069828	02/28/2014	B/B	BROWN, BETH	15.00	
069829	02/28/2014	B/B	SALIMBENE, KATHLEEN	15.00	
069830	02/28/2014	B/B	WILKINS, TERESA	34.00	
069831	02/28/2014	B/B	TRACY, CYNTHIA	7.00	
069832	02/28/2014	W/W	BUCYRUS HIGH SCHOOL	1,406.00	
069833	02/28/2014	W/W	LEXINGTON ATHLETIC ACCOUNT	1,433.00	
069834	02/28/2014	W/W	LEXINGTON ATHLETIC DEPT./PC	149.62	
069835	02/28/2014	W/W	LEXINGTON ATHLETIC ACCOUNT	135.00	
690516	02/05/2014	C/R	LEXINGTON SCHOOLS - PAYROLL	489,906.55	02/28/2014
690517	02/07/2014	M/M	LEXINGTON SCHOOLS - PAYROLL	6,630.71	
690518	02/20/2014	C/R	LEXINGTON SCHOOLS - PAYROLL	491,855.93	02/28/2014
690519	02/20/2014	M/M	ANTHEM BENEFIT SERVICES	264,985.81	
690520	02/20/2014	M/M	LEXINGTON SCHOOLS - PAYROLL	6,659.06	
690521	02/25/2014	M/M	MEMO-S.E.R.S.	43,616.00	
690522	02/25/2014	M/M	MEMO-S.T.R.S.	109,876.00	
690524	02/28/2014	M/M	MEMO-MID OHIO ESC	7,794.06	

Total Checks Issued \$ 1,715,188.62

TRANS NO	ITEM NO	TRANS DATE	STS	DESCRIPTION OR SOURCE	TI	FUND	RCPT	SPCC	SUBJ	DPU	TRANS AMOUNT
065108	0001	02/13/2014	A	Prop Tax Adv - Richland Genera	03	001	1111	0000	000000	000	873,900.00
065108	0002	02/13/2014	A	Prop Tax Adv Richland Emerg	03	001	1111	0000	000000	000	495,210.00
RCPT CODE SUB-TOTAL:											1,369,110.00
065063	0001	02/06/2014	A	Iten Feb Tuition	03	001	1211	0000	000000	000	572.83
065065	0001	02/06/2014	A	Morando Feb tuition	03	001	1211	0000	000000	000	1,145.66
065065	0002	02/06/2014	A	Miller Feb Tuition	03	001	1211	0000	000000	000	572.83
065078	0001	02/07/2014	A	Froulx Feb Tutiote	03	001	1211	0000	000000	000	572.83
065078	0002	02/07/2014	A	Taylor Feb tuition	03	001	1211	0000	000000	000	1,145.00
065083	0001	02/10/2014	A	Nguyen Jan Tuition	03	001	1211	0000	000000	000	1,718.49
065084	0001	02/10/2014	A	Ghazarian Feb Tutiton	03	001	1211	0000	000000	000	1,145.66
065084	0002	02/10/2014	A	Mills Feb Tuition	03	001	1211	0000	000000	000	572.83
065119	0001	02/21/2014	A	P. Mills tuition refund-lunch	03	001	1211	0000	000000	000	2.90-
065119	0001	02/21/2014	B	TUITION REFUND-P MILLS	03	001	1211	0000	000000	000	170.88-
RCPT CODE SUB-TOTAL:											7,272.35
065080	0020	02/07/2014	A	SB 140 Tuition	03	001	1221	0000	000000	000	0.00
065153	0020	02/21/2014	A	SB 140 Tuition	03	001	1221	0000	000000	000	15,237.30
RCPT CODE SUB-TOTAL:											15,237.30
065080	0021	02/07/2014	A	SF-14H Spec . Ed Tuition	03	001	1223	0000	000000	000	0.00
065153	0021	02/21/2014	A	SF-14H Spec . Ed Tuition	03	001	1223	0000	000000	000	14,120.28
RCPT CODE SUB-TOTAL:											14,120.28
065080	0013	02/07/2014	A	Open Enrollment Revenue	03	001	1227	0000	000000	000	84.43
065153	0013	02/21/2014	A	Open Enrollment Revenue	03	001	1227	0000	000000	000	84.43
RCPT CODE SUB-TOTAL:											168.86
065207	0001	02/28/2014	A	Richland Bank Feb Interest	03	001	1410	0000	000000	000	342.94
RCPT CODE SUB-TOTAL:											342.94
065046	0001	02/03/2014	A	Central School Fees	03	001	1740	0000	000000	400	28.00
065047	0001	02/03/2014	A	HS School Fees	03	001	1740	0000	000000	100	32.00
065049	0001	02/03/2014	A	Western School Fees	03	001	1740	0000	000000	500	60.00
065055	0001	02/04/2014	A	Western School Fees	03	001	1740	0000	000000	500	40.00
065068	0001	02/06/2014	A	Central School Fees	03	001	1740	0000	000000	400	56.00
065070	0001	02/07/2014	A	HS School Fees	03	001	1740	0000	000000	100	17.00
065082	0001	02/10/2014	A	Central School Fees	03	001	1740	0000	000000	400	20.00

STATUS (STS) CODES:

A-RECEIPT B-REFUND OF RECEIPT V-VOID REFUND OF RECEIPT X-REDUCTION OF EXPENDITURE
 C-APPROPRIATION OR BUDGET MODIFICATIONS D-EXPENSE/SUPPLIES DISTRIBUTION F-FUND TO FUND TRANSFER

TRANS NO	ITEM NO	TRANS DATE	STS	DESCRIPTION OR SOURCE	TI	FUND	RCPT	SPCC	SUBJ	OFU	TRANS AMOUNT
065086	0001	02/11/2014	A	HS School Fees	03	001	1740	0000	000000	100	36.00
065087	0001	02/11/2014	A	Central School Fees	03	001	1740	0000	000000	400	28.00
065093	0001	02/12/2014	A	Eastern School Fees	03	001	1740	0000	000000	300	90.00
065088	0001	02/13/2014	A	Cassidy Siroosky - fees credit	03	001	1740	0000	000000	100	17.00--
065089	0001	02/13/2014	A	Avery Corwin - fees credit	03	001	1740	0000	000000	100	8.00--
065099	0002	02/13/2014	A	Central School Fees	03	001	1740	0000	000000	400	20.00
065100	0001	02/13/2014	A	Western School Fees	03	001	1740	0000	000000	500	20.00
065101	0001	02/13/2014	A	HS School Fees	03	001	1740	0000	000000	100	55.00
065106	0001	02/13/2014	A	HS School Fees to Lunch Hogse	03	001	1740	0000	000000	100	7.00--
065109	0001	02/14/2014	A	HS School Fees	03	001	1740	0000	000000	100	39.00
065110	0001	02/14/2014	A	HS Summer PE	03	001	1740	0000	080999	100	90.00
065111	0001	02/14/2014	A	Eastern School Fees	03	001	1740	0000	000000	300	174.00
065112	0001	02/14/2014	A	HS Summer PE	03	001	1740	0000	080999	100	360.00
065097	0001	02/18/2014	B	REFUND FOR SCHOOL FEES	03	001	1740	0000	000000	400	30.00--
065115	0001	02/18/2014	A	HS Summer PE	03	001	1740	0000	080999	100	360.00
065129	0001	02/18/2014	A	Central School Fees	03	001	1740	0000	000000	400	20.00
065130	0001	02/18/2014	A	Eastern School Fees	03	001	1740	0000	000000	300	240.00
065124	0001	02/19/2014	A	Elise Betscher- fees credit	03	001	1740	0000	000000	100	7.00--
065125	0001	02/19/2014	A	Cassidy Siroosky- fees credit	03	001	1740	0000	000000	100	9.00--
065126	0001	02/19/2014	A	Kyle Alexander- fees credit	03	001	1740	0000	000000	100	2.00--
065127	0001	02/19/2014	A	Max Baker- fees credit	03	001	1740	0000	000000	100	2.00--
065131	0001	02/19/2014	A	HS School Fees	03	001	1740	0000	000000	100	17.00
065132	0001	02/19/2014	A	Western School Fees	03	001	1740	0000	000000	500	80.00
065135	0001	02/19/2014	A	HS Summer PE	03	001	1740	0000	080999	100	270.00
065138	0001	02/20/2014	A	Western School Fees	03	001	1740	0000	000000	500	20.00
065140	0001	02/20/2014	A	HS Summer PE	03	001	1740	0000	080999	100	450.00
065147	0001	02/21/2014	A	HS School Fees	03	001	1740	0000	000000	100	104.00
065149	0001	02/21/2014	A	HS Summer PE	03	001	1740	0000	080999	100	360.00
065157	0001	02/24/2014	A	Eastern School Fees	03	001	1740	0000	000000	300	120.00
065164	0001	02/25/2014	A	HS School Fees	03	001	1740	0000	000000	100	15.00
065165	0001	02/25/2014	A	HS Summer PE	03	001	1740	0000	080999	100	540.00
065121	0001	02/26/2014	B	FEE REFUND(ARBY)	03	001	1740	0000	000000	100	20.50--
065122	0001	02/26/2014	B	FEE REFUNDS ASHLEY	03	001	1740	0000	000000	100	43.50--
065123	0001	02/26/2014	B	SPANISH FEE REFUND (MAX)	03	001	1740	0000	000000	100	25.00--
065168	0001	02/26/2014	A	Western School Fees	03	001	1740	0000	000000	500	20.00
065169	0001	02/26/2014	A	HS School Fees	03	001	1740	0000	000000	100	47.50
065170	0001	02/26/2014	A	Eastern School Fees	03	001	1740	0000	000000	300	60.00
065171	0001	02/26/2014	A	Eastern School Fees	03	001	1740	0000	000000	300	347.00
065182	0001	02/27/2014	A	Western School Fees	03	001	1740	0000	000000	500	20.00
065183	0001	02/27/2014	A	Central School Fees	03	001	1740	0000	000000	400	28.00
065185	0001	02/27/2014	A	HS School Fees	03	001	1740	0000	000000	100	107.40
065172	0001	02/28/2014	B	FEE REFUND (SARAH)	03	001	1740	0000	000000	100	34.00--
065173	0001	02/28/2014	B	FEE REFUND (JENNA)	03	001	1740	0000	000000	100	17.00--
065174	0001	02/28/2014	B	FEE REFUND (SARAH)	03	001	1740	0000	000000	100	12.00--

STATUS (STS) CODES:

A-RECEIPT B-REFUND OF RECEIPT V-VOID REFUND OF RECEIPT X-REDUCTION OF EXPENDITURE
 C-APPROPRIATION OR BUDGET MODIFICATIONS D-EXPENSE/SUPPLIES DISTRIBUTION F-FUND TO FUND TRANSFER

TRANS NO	ITEM NO	TRANS DATE	STS	DESCRIPTION OR SOURCE	TI	FUND	RCPT	SPCC	SUBJ	OPU	TRANS AMOUNT
065175	0001	02/28/2014	B	FEE REFUND (SHELDON)	03	001	1740	0000	000000	100	15.00-
065176	0001	02/28/2014	B	FEE REFUND (BRETT)	03	001	1740	0000	000000	100	15.00-
065177	0001	02/28/2014	B	FEE REFUND (JAMALEO)	03	001	1740	0000	000000	100	34.00-
065178	0001	02/28/2014	B	FEE REFUND (ZOE)	03	001	1740	0000	000000	100	7.00-
065188	0001	02/28/2014	A	HS School Fees	03	001	1740	0000	000000	100	84.40
065191	0001	02/28/2014	A	HS Fees - Pay For It	03	001	1740	0000	000000	100	67.00
065191	0002	02/28/2014	A	Central Fees - Pay For It	03	001	1740	0000	000000	400	20.00
065191	0003	02/28/2014	A	Jr High Fees - Pay For It	03	001	1740	0000	000000	400	0.00
065191	0004	02/28/2014	A	Eastern Fees - Pay For It	03	001	1740	0000	000000	400	60.00
065191	0005	02/28/2014	A	Western Fees - Pay For It	03	001	1740	0000	000000	400	0.00
065192	0001	02/28/2014	A	Tristan Cole - fees credit	03	001	1740	0000	000000	100	15.00-
065193	0001	02/28/2014	A	Nick Leasure - fees credit	03	001	1740	0000	000000	100	17.00-
065194	0001	02/28/2014	A	Michaela Biddle - fees credit	03	001	1740	0000	000000	100	25.00-
065195	0001	02/28/2014	A	Riley Mellor - fees credit	03	001	1740	0000	000000	100	20.00-
065196	0001	02/28/2014	A	Gabe Porter - fees credit	03	001	1740	0000	000000	100	5.50-
065197	0001	02/28/2014	A	Morgan Peters - fees credit	03	001	1740	0000	000000	100	24.00-
065198	0001	02/28/2014	A	Samuel Lemon - fees credit	03	001	1740	0000	000000	100	17.00-
065199	0001	02/28/2014	A	Ariel Evans - fees credit	03	001	1740	0000	000000	100	17.00-
065200	0001	02/28/2014	A	Kaleb Smith - fees credit	03	001	1740	0000	000000	100	5.00-
065201	0001	02/28/2014	A	Mason Noble- fees credit	03	001	1740	0000	000000	100	17.00-
065202	0001	02/28/2014	A	Morgan Vanderpool- fees credit	03	001	1740	0000	000000	100	8.00-
065203	0001	02/28/2014	A	Alannah Lemming- fees credit	03	001	1740	0000	000000	100	8.00-
065204	0001	02/28/2014	A	Adam McCombs- fees credit	03	001	1740	0000	000000	100	17.00-
065205	0001	02/28/2014	A	Kylie Brown- fees credit	03	001	1740	0000	000000	100	17.00-
RCPT CODE SUB-TOTAL:											4,104.80
065184	0001	02/27/2014	A	HS Building Rental	03	001	1810	0000	000000	000	75.00
RCPT CODE SUB-TOTAL:											75.00
065053	0001	02/07/2014	B	REFUND ON OVERPAYMENT	03	001	1880	0000	000000	000	4,409.00-
RCPT CODE SUB-TOTAL:											4,409.00-
065120	0001	02/21/2014	B	REIMB. FOR WATER MACHINE	03	001	1934	0000	000000	000	1,277.65-
065151	0001	02/21/2014	A	Ins Check for Water heater dam	03	001	1934	0000	000000	000	1,277.65
RCPT CODE SUB-TOTAL:											0.00
065080	0001	02/07/2014	A	Opportunity Grant	03	001	3110	0000	000000	000	282,045.05
065080	0002	02/07/2014	A	Targeted Assistance	03	001	3110	0000	000000	000	18,015.44
065080	0003	02/07/2014	A	K-3 Literacy Funding	03	001	3110	0000	000000	000	3,924.52
065080	0005	02/07/2014	A	Limited English Prof Funding	03	001	3110	0000	000000	000	505.49

STATUS (STS) CODES:

A-RECEIPT B-REFUND OF RECEIPT V-VOID REFUND OF RECEIPT X-REDUCTION OF EXPENDITURE
 C-APPROPRIATION OR BUDGET MODIFICATIONS D-EXPENSE/SUPPLIES DISTRIBUTION F-FUND TO FUND TRANSFER

TRANS NO	ITEM NO	TRANS DATE	STS	DESCRIPTION OR SOURCE	TI	FUND	RCPT	SPCC	SUBJ	DFU	TRANS AMOUNT
065080	0006	02/07/2014	A	Gifted Education Funding	03	001	3110	0000	000000	000	5,063.96
065080	0007	02/07/2014	A	Transportation	03	001	3110	0000	000000	000	25,211.95
065080	0008	02/07/2014	A	Special Education Funding	03	001	3110	0000	000000	000	37,207.59
065080	0010	02/07/2014	A	Transitional Aid Guarantee	03	001	3110	0000	000000	000	11,098.46-
065080	0011	02/07/2014	A	Preschool Special Educ Funding	03	001	3110	0000	000000	000	60,013.18
065080	0012	02/07/2014	A	Special Educ Transportation	03	001	3110	0000	000000	000	2,111.81
065153	0001	02/21/2014	A	Opportunity Grant	03	001	3110	0000	000000	000	283,062.35
065153	0002	02/21/2014	A	Targeted Assistance	03	001	3110	0000	000000	000	18,006.28
065153	0003	02/21/2014	A	K-3 Literacy Funding	03	001	3110	0000	000000	000	3,898.14
065153	0005	02/21/2014	A	Limited English Prof Funding	03	001	3110	0000	000000	000	500.48
065153	0006	02/21/2014	A	Gifted Education Funding	03	001	3110	0000	000000	000	4,914.30
065153	0007	02/21/2014	A	Transportation	03	001	3110	0000	000000	000	24,333.36
065153	0008	02/21/2014	A	Special Education Funding	03	001	3110	0000	000000	000	37,429.25
065153	0010	02/21/2014	A	Transitional Aid Guarantee	03	001	3110	0000	000000	000	11,098.45-
065153	0011	02/21/2014	A	Preschool Special Educ Funding	03	001	3110	0000	000000	000	6,651.19
065153	0012	02/21/2014	A	Special Educ Transportation	03	001	3110	0000	000000	000	2,111.80
RCPT CODE SUB-TOTAL:											793,609.23
065080	0004	02/07/2014	A	Economic Disadvantaged Funding	03	001	3211	0000	000000	000	2,412.93
065153	0004	02/21/2014	A	Economic Disadvantaged Funding	03	001	3211	0000	000000	000	2,319.19
RCPT CODE SUB-TOTAL:											4,732.12
065080	0009	02/07/2014	A	Career Tech Education Funding	03	001	3219	0000	000000	000	362.41
065153	0009	02/21/2014	A	Career Tech Education Funding	03	001	3219	0000	000000	000	377.12
RCPT CODE SUB-TOTAL:											739.53
065180	0001	02/28/2014	A	MEDICAID Recd -2/13/14	03	001	3300	0000	000000	000	1,811.93
065180	0002	02/28/2014	A	MEDICAID Recd 2/27/14	03	001	3300	0000	000000	000	1,397.27
RCPT CODE SUB-TOTAL:											3,209.20
FUND CODE SUB-TOTAL:											2,208,312.61
065108	0003	02/13/2014	A	Prop Tax Adv Richland Perm Imp	03	003	1111	0000	000000	000	87,390.00
RCPT CODE SUB-TOTAL:											87,390.00
065080	0022	02/07/2014	A	TPP Fixed Rate Non-Oper Reimb	03	003	3135	0000	000000	000	0.00
065153	0022	02/21/2014	A	TPP Fixed Rate Non-Oper Reimb	03	003	3135	0000	000000	000	0.00
RCPT CODE SUB-TOTAL:											0.00
FUND CODE SUB-TOTAL:											87,390.00

STATUS (STS) CODES:

A-RECEIPT B-REFUND OF RECEIPT V-VOID REFUND OF RECEIPT X-REDUCTION OF EXPENDITURE
 C-APPROPRIATION OR BUDGET MODIFICATIONS D-EXPENSE/SUPPLIES DISTRIBUTION F-FUND TO FUND TRANSFER

TRANS NO	ITEM NO	TRANS DATE	STS	DESCRIPTION OR SOURCE	TI	FUND	RCPT	SPCC	SUBJ	QTY	TRANS AMOUNT
065052	0026	02/03/2014	A	HS Breakfast	03	006	1511	0000	000000	100	26.20
065052	0027	02/03/2014	A	Jr. Hi Breakfast	03	006	1511	0000	000000	200	4.35
065052	0028	02/03/2014	A	Eastern Breakfast	03	006	1511	0000	000000	300	9.60
065052	0029	02/03/2014	A	Central Breakfast	03	006	1511	0000	000000	400	10.80
065052	0030	02/03/2014	A	Western Breakfast	03	006	1511	0000	000000	500	11.10
065056	0026	02/04/2014	A	HS Breakfast	03	006	1511	0000	000000	100	25.10
065056	0027	02/04/2014	A	Jr. Hi Breakfast	03	006	1511	0000	000000	200	9.30
065056	0028	02/04/2014	A	Eastern Breakfast	03	006	1511	0000	000000	300	17.20
065056	0029	02/04/2014	A	Central Breakfast	03	006	1511	0000	000000	400	9.30
065056	0030	02/04/2014	A	Western Breakfast	03	006	1511	0000	000000	500	9.90
065066	0026	02/06/2014	A	HS Breakfast	03	006	1511	0000	000000	100	37.60
065066	0027	02/06/2014	A	Jr. Hi Breakfast	03	006	1511	0000	000000	200	14.80
065066	0028	02/06/2014	A	Eastern Breakfast	03	006	1511	0000	000000	300	10.90
065066	0029	02/06/2014	A	Central Breakfast	03	006	1511	0000	000000	400	13.80
065066	0030	02/06/2014	A	Western Breakfast	03	006	1511	0000	000000	500	12.60
065079	0026	02/07/2014	A	HS Breakfast	03	006	1511	0000	000000	100	9.60
065079	0027	02/07/2014	A	Jr. Hi Breakfast	03	006	1511	0000	000000	200	0.00
065079	0028	02/07/2014	A	Eastern Breakfast	03	006	1511	0000	000000	300	0.00
065079	0029	02/07/2014	A	Central Breakfast	03	006	1511	0000	000000	400	0.00
065079	0030	02/07/2014	A	Western Breakfast	03	006	1511	0000	000000	500	0.00
065091	0026	02/10/2014	A	HS Breakfast	03	006	1511	0000	000000	100	29.20
065091	0027	02/10/2014	A	Jr. Hi Breakfast	03	006	1511	0000	000000	200	7.05
065091	0028	02/10/2014	A	Eastern Breakfast	03	006	1511	0000	000000	300	9.15
065091	0029	02/10/2014	A	Central Breakfast	03	006	1511	0000	000000	400	12.30
065091	0030	02/10/2014	A	Western Breakfast	03	006	1511	0000	000000	500	12.60
065092	0026	02/11/2014	A	HS Breakfast	03	006	1511	0000	000000	100	36.50
065092	0027	02/11/2014	A	Jr. Hi Breakfast	03	006	1511	0000	000000	200	8.05
065092	0028	02/11/2014	A	Eastern Breakfast	03	006	1511	0000	000000	300	9.60
065092	0029	02/11/2014	A	Central Breakfast	03	006	1511	0000	000000	400	14.40
065092	0030	02/11/2014	A	Western Breakfast	03	006	1511	0000	000000	500	9.60
065096	0026	02/12/2014	A	HS Breakfast	03	006	1511	0000	000000	100	30.45
065096	0027	02/12/2014	A	Jr. Hi Breakfast	03	006	1511	0000	000000	200	9.60
065096	0028	02/12/2014	A	Eastern Breakfast	03	006	1511	0000	000000	300	8.10
065096	0029	02/12/2014	A	Central Breakfast	03	006	1511	0000	000000	400	9.80
065096	0030	02/12/2014	A	Western Breakfast	03	006	1511	0000	000000	500	9.85
065107	0026	02/13/2014	A	HS Breakfast	03	006	1511	0000	000000	100	37.85
065107	0027	02/13/2014	A	Jr. Hi Breakfast	03	006	1511	0000	000000	200	11.15
065107	0028	02/13/2014	A	Eastern Breakfast	03	006	1511	0000	000000	300	12.50
065107	0029	02/13/2014	A	Central Breakfast	03	006	1511	0000	000000	400	10.50
065107	0030	02/13/2014	A	Western Breakfast	03	006	1511	0000	000000	500	11.35
065128	0026	02/14/2014	A	HS Breakfast	03	006	1511	0000	000000	100	44.55
065128	0027	02/14/2014	A	Jr. Hi Breakfast	03	006	1511	0000	000000	200	3.95
065128	0028	02/14/2014	A	Eastern Breakfast	03	006	1511	0000	000000	300	6.30
065128	0029	02/14/2014	A	Central Breakfast	03	006	1511	0000	000000	400	6.30

STATUS (STS) CODES:

A-RECEIPT B-REFUND OF RECEIPT V-VOID REFUND OF RECEIPT X-REDUCTION OF EXPENDITURE
 C-APPROPRIATION OR BUDGET MODIFICATIONS D-EXPENSE/SUPPLIES DISTRIBUTION F-FUND TO FUND TRANSFER

TRANS NO	ITEM NO	TRANS DATE	STS	DESCRIPTION OR SOURCE	TJ	FUND	RCPT	SPEC	SUBJ	QTY	TRANS AMOUNT
065128	0030	02/14/2014	A	Western Breakfast	03	006	1511	0000	000000	500	8.10
065136	0026	02/19/2014	A	HS Breakfast	03	006	1511	0000	000000	100	28.40
065136	0027	02/19/2014	A	Jr. Hi Breakfast	03	006	1511	0000	000000	200	7.50
065136	0028	02/19/2014	A	Eastern Breakfast	03	006	1511	0000	000000	300	6.00
065136	0029	02/19/2014	A	Central Breakfast	03	006	1511	0000	000000	400	11.10
065136	0030	02/19/2014	A	Western Breakfast	03	006	1511	0000	000000	500	11.10
065160	0026	02/19/2014	A	HS Breakfast	03	006	1511	0000	000000	100	36.10
065160	0027	02/19/2014	A	Jr. Hi Breakfast	03	006	1511	0000	000000	200	8.90
065160	0028	02/19/2014	A	Eastern Breakfast	03	006	1511	0000	000000	300	5.10
065160	0029	02/19/2014	A	Central Breakfast	03	006	1511	0000	000000	400	8.10
065160	0030	02/19/2014	A	Western Breakfast	03	006	1511	0000	000000	500	9.90
065141	0026	02/20/2014	A	HS Breakfast	03	006	1511	0000	000000	100	40.60
065141	0027	02/20/2014	A	Jr. Hi Breakfast	03	006	1511	0000	000000	200	5.35
065141	0028	02/20/2014	A	Eastern Breakfast	03	006	1511	0000	000000	300	9.20
065141	0029	02/20/2014	A	Central Breakfast	03	006	1511	0000	000000	400	5.40
065141	0030	02/20/2014	A	Western Breakfast	03	006	1511	0000	000000	500	12.30
065152	0026	02/21/2014	A	HS Breakfast	03	006	1511	0000	000000	100	55.35
065152	0027	02/21/2014	A	Jr. Hi Breakfast	03	006	1511	0000	000000	200	11.65
065152	0028	02/21/2014	A	Eastern Breakfast	03	006	1511	0000	000000	300	9.80
065152	0029	02/21/2014	A	Central Breakfast	03	006	1511	0000	000000	400	8.10
065152	0030	02/21/2014	A	Western Breakfast	03	006	1511	0000	000000	500	11.40
065179	0026	02/28/2014	A	HS Breakfast	03	006	1511	0000	000000	100	213.80
065179	0027	02/28/2014	A	Jr. Hi Breakfast	03	006	1511	0000	000000	200	42.85
065179	0028	02/28/2014	A	Eastern Breakfast	03	006	1511	0000	000000	300	52.40
065179	0029	02/28/2014	A	Central Breakfast	03	006	1511	0000	000000	400	63.60
065179	0030	02/28/2014	A	Western Breakfast	03	006	1511	0000	000000	500	60.00
RCPT CODE SUB-TOTAL:											1,335.15
065052	0001	02/03/2014	A	HS Stu. Type A	03	006	1512	0000	000000	100	856.55
065052	0005	02/03/2014	A	HS RDA Stu. Type A	03	006	1512	0000	000000	100	282.65
065052	0006	02/03/2014	A	Jr Hi Stu. Type A	03	006	1512	0000	000000	200	375.55
065052	0010	02/03/2014	A	Jr. Hi RDA Stu Type A	03	006	1512	0000	000000	200	125.10
065052	0011	02/03/2014	A	Eastern Stu. Type A	03	006	1512	0000	000000	300	364.40
065052	0015	02/03/2014	A	Eastern RDA Stu. Type A	03	006	1512	0000	000000	300	106.40
065052	0016	02/03/2014	A	Central Stu. Type A	03	006	1512	0000	000000	400	253.50
065052	0020	02/03/2014	A	Central RDA Stu. Type A	03	006	1512	0000	000000	400	7.40
065052	0021	02/03/2014	A	Western Stu. Type A	03	006	1512	0000	000000	500	172.55
065052	0025	02/03/2014	A	Western RDA Stu. Type A	03	006	1512	0000	000000	500	9.92
065056	0001	02/04/2014	A	HS Stu. Type A	03	006	1512	0000	000000	100	883.70
065056	0005	02/04/2014	A	HS RDA Stu. Type A	03	006	1512	0000	000000	100	508.85
065056	0006	02/04/2014	A	Jr Hi Stu. Type A	03	006	1512	0000	000000	200	366.20
065056	0010	02/04/2014	A	Jr. Hi RDA Stu Type A	03	006	1512	0000	000000	200	18.55
065056	0011	02/04/2014	A	Eastern Stu. Type A	03	006	1512	0000	000000	300	315.30

STATUS (STS) CODES:

A-RECEIPT B-REFUND OF RECEIPT V-VOID REFUND OF RECEIPT X-REDUCTION OF EXPENDITURE
 C-APPROPRIATION OR BUDGET MODIFICATIONS D-EXPENSE/SUPPLIES DISTRIBUTION F-FUND TO FUND TRANSFER

TRANS NO	ITEM NO	TRANS DATE	STS	DESCRIPTION OR SOURCE	TI	FUND	RCPT	SPCC	SUBJ	DFU	TRANS AMOUNT
065056	0015	02/04/2014	A	Eastern ROA Stu. Type A	03	006	1512	0000	000000	300	58.15-
065056	0016	02/04/2014	A	Central Stu. Type A	03	006	1512	0000	000000	400	254.70
065056	0020	02/04/2014	A	Central ROA Stu. Type A	03	006	1512	0000	000000	400	16.45-
065056	0021	02/04/2014	A	Western Stu. Type A	03	006	1512	0000	000000	500	144.25
065056	0025	02/04/2014	A	Western ROA Stu. Type A	03	006	1512	0000	000000	500	98.65-
065066	0001	02/06/2014	A	HS Stu. Type A	03	006	1512	0000	000000	100	934.90
065066	0005	02/06/2014	A	HS ROA Stu. Type A	03	006	1512	0000	000000	100	33.45-
065066	0006	02/06/2014	A	Jr Hi Stu. Type A	03	006	1512	0000	000000	200	434.00
065066	0010	02/06/2014	A	Jr. Hi ROA Stu Type A	03	006	1512	0000	000000	200	99.70-
065066	0011	02/06/2014	A	Eastern Stu. Type A	03	006	1512	0000	000000	300	368.75
065066	0015	02/06/2014	A	Eastern ROA Stu. Type A	03	006	1512	0000	000000	300	99.80-
065066	0016	02/06/2014	A	Central Stu. Type A	03	006	1512	0000	000000	400	288.10
065066	0020	02/06/2014	A	Central ROA Stu. Type A	03	006	1512	0000	000000	400	83.93
065066	0021	02/06/2014	A	Western Stu. Type A	03	006	1512	0000	000000	500	183.50
065066	0025	02/06/2014	A	Western ROA Stu. Type A	03	006	1512	0000	000000	500	97.90-
065079	0001	02/07/2014	A	HS Stu. Type A	03	006	1512	0000	000000	100	840.80
065079	0005	02/07/2014	A	HS ROA Stu. Type A	03	006	1512	0000	000000	100	325.05-
065079	0006	02/07/2014	A	Jr Hi Stu. Type A	03	006	1512	0000	000000	200	395.40
065079	0010	02/07/2014	A	Jr. Hi ROA Stu Type A	03	006	1512	0000	000000	200	31.50-
065079	0011	02/07/2014	A	Eastern Stu. Type A	03	006	1512	0000	000000	300	327.05
065079	0015	02/07/2014	A	Eastern ROA Stu. Type A	03	006	1512	0000	000000	300	47.05-
065079	0016	02/07/2014	A	Central Stu. Type A	03	006	1512	0000	000000	400	279.85
065079	0020	02/07/2014	A	Central ROA Stu. Type A	03	006	1512	0000	000000	400	94.40-
065079	0021	02/07/2014	A	Western Stu. Type A	03	006	1512	0000	000000	500	149.35
065079	0025	02/07/2014	A	Western ROA Stu. Type A	03	006	1512	0000	000000	500	47.23
065081	0001	02/07/2014	A	Returned Ck KG	03	006	1512	0000	000000	200	60.00-
065091	0001	02/10/2014	A	HS Stu. Type A	03	006	1512	0000	000000	100	861.95
065091	0005	02/10/2014	A	HS ROA Stu. Type A	03	006	1512	0000	000000	100	185.55
065091	0006	02/10/2014	A	Jr Hi Stu. Type A	03	006	1512	0000	000000	200	403.25
065091	0010	02/10/2014	A	Jr. Hi ROA Stu Type A	03	006	1512	0000	000000	200	77.20
065091	0011	02/10/2014	A	Eastern Stu. Type A	03	006	1512	0000	000000	300	395.05
065091	0015	02/10/2014	A	Eastern ROA Stu. Type A	03	006	1512	0000	000000	300	41.05-
065091	0016	02/10/2014	A	Central Stu. Type A	03	006	1512	0000	000000	400	274.35
065091	0020	02/10/2014	A	Central ROA Stu. Type A	03	006	1512	0000	000000	400	33.65-
065091	0021	02/10/2014	A	Western Stu. Type A	03	006	1512	0000	000000	500	180.00
065091	0025	02/10/2014	A	Western ROA Stu. Type A	03	006	1512	0000	000000	500	41.40
065092	0001	02/11/2014	A	HS Stu. Type A	03	006	1512	0000	000000	100	808.35
065092	0005	02/11/2014	A	HS ROA Stu. Type A	03	006	1512	0000	000000	100	250.45-
065092	0006	02/11/2014	A	Jr Hi Stu. Type A	03	006	1512	0000	000000	200	371.75
065092	0010	02/11/2014	A	Jr. Hi ROA Stu Type A	03	006	1512	0000	000000	200	54.40-
065092	0011	02/11/2014	A	Eastern Stu. Type A	03	006	1512	0000	000000	300	384.45
065092	0015	02/11/2014	A	Eastern ROA Stu. Type A	03	006	1512	0000	000000	300	39.60-
065092	0016	02/11/2014	A	Central Stu. Type A	03	006	1512	0000	000000	400	278.70
065092	0020	02/11/2014	A	Central ROA Stu. Type A	03	006	1512	0000	000000	400	203.18-

STATUS (STS) CODES:

A-RECEIPT B-REFUND OF RECEIPT U-VOID REFUND OF RECEIPT X-REDUCTION OF EXPENDITURE
 C-APPROPRIATION OR BUDGET MODIFICATIONS D-EXPENSE/SUPPLIES DISTRIBUTION F-FUND TO FUND TRANSFER

TRANS NO	ITEM NO	TRANS DATE	STS	DESCRIPTION OR SOURCE	TI	FUND	RCPT	SPCC	SUBJ	OPU	TRANS AMOUNT
065092	0021	02/11/2014	A	Western Stu. Type A	03	006	1512	0000	000000	500	192.40
065092	0025	02/11/2014	A	Western ROA Stu. Type A	03	006	1512	0000	000000	500	83.45-
065098	0001	02/11/2014	A	Reimburse of Returned Check EG	03	006	1512	0000	000000	200	60.00
065096	0001	02/12/2014	A	HS Stu. Type A	03	006	1512	0000	000000	100	780.55
065096	0005	02/12/2014	A	HS ROA Stu. Type A	03	006	1512	0000	000000	100	65.30-
065096	0006	02/12/2014	A	Jr Hi Stu. Type A	03	006	1512	0000	000000	200	416.50
065096	0010	02/12/2014	A	Jr. Hi ROA Stu Type A	03	006	1512	0000	000000	200	58.40
065096	0011	02/12/2014	A	Eastern Stu. Type A	03	006	1512	0000	000000	300	322.35
065096	0015	02/12/2014	A	Eastern ROA Stu. Type A	03	006	1512	0000	000000	300	139.74
065096	0016	02/12/2014	A	Central Stu. Type A	03	006	1512	0000	000000	400	261.80
065096	0020	02/12/2014	A	Central ROA Stu. Type A	03	006	1512	0000	000000	400	107.11-
065096	0021	02/12/2014	A	Western Stu. Type A	03	006	1512	0000	000000	500	160.35
065096	0025	02/12/2014	A	Western ROA Stu. Type A	03	006	1512	0000	000000	500	68.23-
065088	0002	02/13/2014	A	Cassidy Sirosky Lunch pymt	03	006	1512	0000	000000	100	17.00
065089	0002	02/13/2014	A	Avery Corwin Lunch pymt	03	006	1512	0000	000000	100	8.00
065106	0002	02/13/2014	A	Fees to Lunch - Hogsette	03	006	1512	0000	000000	100	7.00
065107	0001	02/13/2014	A	HS Stu. Type A	03	006	1512	0000	000000	100	830.95
065107	0005	02/13/2014	A	HS ROA Stu. Type A	03	006	1512	0000	000000	100	369.45-
065107	0006	02/13/2014	A	Jr Hi Stu. Type A	03	006	1512	0000	000000	200	366.00
065107	0010	02/13/2014	A	Jr. Hi ROA Stu Type A	03	006	1512	0000	000000	200	392.89-
065107	0011	02/13/2014	A	Eastern Stu. Type A	03	006	1512	0000	000000	300	322.75
065107	0015	02/13/2014	A	Eastern ROA Stu. Type A	03	006	1512	0000	000000	300	149.25
065107	0016	02/13/2014	A	Central Stu. Type A	03	006	1512	0000	000000	400	240.95
065107	0020	02/13/2014	A	Central ROA Stu. Type A	03	006	1512	0000	000000	400	142.90-
065107	0021	02/13/2014	A	Western Stu. Type A	03	006	1512	0000	000000	500	133.25
065107	0025	02/13/2014	A	Western ROA Stu. Type A	03	006	1512	0000	000000	500	56.10-
065128	0001	02/14/2014	A	HS Stu. Type A	03	006	1512	0000	000000	100	758.50
065128	0005	02/14/2014	A	HS ROA Stu. Type A	03	006	1512	0000	000000	100	334.80-
065128	0006	02/14/2014	A	Jr Hi Stu. Type A	03	006	1512	0000	000000	200	356.75
065128	0010	02/14/2014	A	Jr. Hi ROA Stu Type A	03	006	1512	0000	000000	200	132.05-
065128	0011	02/14/2014	A	Eastern Stu. Type A	03	006	1512	0000	000000	300	333.75
065128	0015	02/14/2014	A	Eastern ROA Stu. Type A	03	006	1512	0000	000000	300	265.15-
065128	0016	02/14/2014	A	Central Stu. Type A	03	006	1512	0000	000000	400	237.80
065128	0020	02/14/2014	A	Central ROA Stu. Type A	03	006	1512	0000	000000	400	107.59-
065128	0021	02/14/2014	A	Western Stu. Type A	03	006	1512	0000	000000	500	158.40
065128	0025	02/14/2014	A	Western ROA Stu. Type A	03	006	1512	0000	000000	500	80.70-
065124	0002	02/19/2014	A	Elise Betscher Lunch pymt	03	006	1512	0000	000000	100	7.00
065125	0002	02/19/2014	A	Cassidy Sirosky Lunch pymt	03	006	1512	0000	000000	100	9.00
065126	0002	02/19/2014	A	Kyle Alexander Lunch pymt	03	006	1512	0000	000000	100	2.00
065127	0002	02/19/2014	A	Max Baker Lunch pymt	03	006	1512	0000	000000	100	2.00
065136	0001	02/19/2014	A	HS Stu. Type A	03	006	1512	0000	000000	100	907.85
065136	0005	02/19/2014	A	HS ROA Stu. Type A	03	006	1512	0000	000000	100	118.55
065136	0006	02/19/2014	A	Jr Hi Stu. Type A	03	006	1512	0000	000000	200	364.35
065136	0010	02/19/2014	A	Jr. Hi ROA Stu Type A	03	006	1512	0000	000000	200	90.90-

STATUS (STS) CODES:

A-RECEIPT B-REFUND OF RECEIPT V-VOID REFUND OF RECEIPT X-REDUCTION OF EXPENDITURE
 C-APPROPRIATION OR BUDGET MODIFICATIONS D-EXPENSE/SUPPLIES DISTRIBUTION F-FUND TO FUND TRANSFER

TIME: 14:18

TRANS. BY FUND/RCPT, ALL FUNDS

(RECLED)

DATES 02/01/2014 THRU 02/28/2014

SORTED BY TRANSACTION DATE

TRANS NO	ITEM NO	TRANS DATE	STS	DESCRIPTION OR SOURCE	TI	FUND	RCPT	SPCC	SUBJ	OPU	TRANS AMOUNT
065136	0011	02/19/2014	A	Eastern Stu. Type A	03	006	1512	0000	000000	300	325.50
065136	0015	02/19/2014	A	Eastern ROA Stu. Type A	03	006	1512	0000	000000	300	44.60-
065136	0016	02/19/2014	A	Central Stu. Type A	03	006	1512	0000	000000	400	251.90
065136	0020	02/19/2014	A	Central ROA Stu. Type A	03	006	1512	0000	000000	400	93.90-
065136	0021	02/19/2014	A	Western Stu. Type A	03	006	1512	0000	000000	500	150.15
065136	0025	02/19/2014	A	Western ROA Stu. Type A	03	006	1512	0000	000000	500	7.87
065160	0001	02/19/2014	A	HS Stu. Type A	03	006	1512	0000	000000	100	777.85
065160	0005	02/19/2014	A	HS ROA Stu. Type A	03	006	1512	0000	000000	100	27.65-
065160	0006	02/19/2014	A	Jr Hi Stu. Type A	03	006	1512	0000	000000	200	377.25
065160	0010	02/19/2014	A	Jr. Hi ROA Stu Type A	03	006	1512	0000	000000	200	88.75-
065160	0011	02/19/2014	A	Eastern Stu. Type A	03	006	1512	0000	000000	300	348.25
065160	0015	02/19/2014	A	Eastern ROA Stu. Type A	03	006	1512	0000	000000	300	25.80
065160	0016	02/19/2014	A	Central Stu. Type A	03	006	1512	0000	000000	400	310.50
065160	0020	02/19/2014	A	Central ROA Stu. Type A	03	006	1512	0000	000000	400	85.15-
065160	0021	02/19/2014	A	Western Stu. Type A	03	006	1512	0000	000000	500	169.40
065160	0025	02/19/2014	A	Western ROA Stu. Type A	03	006	1512	0000	000000	500	112.30-
065141	0001	02/20/2014	A	HS Stu. Type A	03	006	1512	0000	000000	100	812.80
065141	0005	02/20/2014	A	HS ROA Stu. Type A	03	006	1512	0000	000000	100	281.80-
065141	0006	02/20/2014	A	Jr Hi Stu. Type A	03	006	1512	0000	000000	200	369.15
065141	0010	02/20/2014	A	Jr. Hi ROA Stu Type A	03	006	1512	0000	000000	200	79.85-
065141	0011	02/20/2014	A	Eastern Stu. Type A	03	006	1512	0000	000000	300	283.45
065141	0015	02/20/2014	A	Eastern ROA Stu. Type A	03	006	1512	0000	000000	300	77.40-
065141	0016	02/20/2014	A	Central Stu. Type A	03	006	1512	0000	000000	400	238.60
065141	0020	02/20/2014	A	Central ROA Stu. Type A	03	006	1512	0000	000000	400	173.05-
065141	0021	02/20/2014	A	Western Stu. Type A	03	006	1512	0000	000000	500	128.15
065141	0025	02/20/2014	A	Western ROA Stu. Type A	03	006	1512	0000	000000	500	23.05
065118	0002	02/21/2014	A	P. Mills tuition refund-lunch	03	006	1512	0000	000000	100	2.90
065152	0001	02/21/2014	A	HS Stu. Type A	03	006	1512	0000	000000	100	813.95
065152	0005	02/21/2014	A	HS ROA Stu. Type A	03	006	1512	0000	000000	100	504.10-
065152	0006	02/21/2014	A	Jr Hi Stu. Type A	03	006	1512	0000	000000	200	436.60
065152	0010	02/21/2014	A	Jr. Hi ROA Stu Type A	03	006	1512	0000	000000	200	141.50-
065152	0011	02/21/2014	A	Eastern Stu. Type A	03	006	1512	0000	000000	300	306.25
065152	0015	02/21/2014	A	Eastern ROA Stu. Type A	03	006	1512	0000	000000	300	147.15-
065152	0016	02/21/2014	A	Central Stu. Type A	03	006	1512	0000	000000	400	230.35
065152	0020	02/21/2014	A	Central ROA Stu. Type A	03	006	1512	0000	000000	400	94.65
065152	0021	02/21/2014	A	Western Stu. Type A	03	006	1512	0000	000000	500	150.55
065152	0025	02/21/2014	A	Western ROA Stu. Type A	03	006	1512	0000	000000	500	120.19-
065179	0001	02/28/2014	A	HS Stu. Type A	03	006	1512	0000	000000	100	4,186.50
065179	0005	02/28/2014	A	HS ROA Stu. Type A	03	006	1512	0000	000000	100	624.72-
065179	0006	02/28/2014	A	Jr Hi Stu. Type A	03	006	1512	0000	000000	200	1,961.85
065179	0010	02/28/2014	A	Jr. Hi ROA Stu Type A	03	006	1512	0000	000000	200	848.38-
065179	0011	02/28/2014	A	Eastern Stu. Type A	03	006	1512	0000	000000	300	1,679.35
065179	0015	02/28/2014	A	Eastern ROA Stu. Type A	03	006	1512	0000	000000	300	293.91-
065179	0016	02/28/2014	A	Central Stu. Type A	03	006	1512	0000	000000	400	1,348.15

STATUS (STS) CODES:

A-RECEIPT B-REFUND OF RECEIPT V-VOID REFUND OF RECEIPT X-REDUCTION OF EXPENDITURE
C-APPROPRIATION OR BUDGET MODIFICATIONS D-EXPENSE/SUPPLIES DISTRIBUTION F-FUND TO FUND TRANSFER

TRANS NO	ITEM NO	TRANS DATE	STS DESCRIPTION OR SOURCE	TI	FUND	RCPT	SPCC	SURJ	OPU	TRANS AMOUNT
065179	0020	02/28/2014	A Central RDA Stu. Type A	03	006	1512	0000	000000	400	392.81-
065179	0021	02/28/2014	A Western Stu. Type A	03	006	1512	0000	000000	500	815.20
065179	0025	02/28/2014	A Western RDA Stu. Type A	03	006	1512	0000	000000	500	74.11-
065191	0006	02/28/2014	A HS Lunch - Pay For It	03	006	1512	0000	000000	100	2,021.50
065191	0007	02/28/2014	A Jr High Lunch - Pay For It	03	006	1512	0000	000000	200	1,171.75
065191	0008	02/28/2014	A Eastern Lunch - Pay For It	03	006	1512	0000	000000	300	855.30
065191	0009	02/28/2014	A Central Lunch - Pay For It	03	006	1512	0000	000000	400	1,245.70
065191	0010	02/28/2014	A Western Lunch - Pay For It	03	006	1512	0000	000000	500	497.25
065192	0002	02/28/2014	A Tristan Cole Lunch pymt	03	006	1512	0000	000000	100	15.00
065193	0002	02/28/2014	A Nick Leasure Lunch pymt	03	006	1512	0000	000000	100	17.00
065194	0002	02/28/2014	A Michaela Biddle Lunch pymt	03	006	1512	0000	000000	100	25.00
065195	0002	02/28/2014	A Riley Mellor - Lunch pymt	03	006	1512	0000	000000	100	20.00
065196	0002	02/28/2014	A Gabe Porter- Lunch pymt	03	006	1512	0000	000000	100	5.00
065197	0002	02/28/2014	A Morgan Peters - Lunch pymt	03	006	1512	0000	000000	100	24.00
065198	0002	02/28/2014	A Morgan Peters - Lunch pymt	03	006	1512	0000	000000	100	17.00
065199	0002	02/28/2014	A Ariel Evans - Lunch pymt	03	006	1512	0000	000000	100	17.00
065200	0002	02/28/2014	A Kaleb Smith - Lunch pymt	03	006	1512	0000	000000	100	5.00
065201	0002	02/28/2014	A Mason Noble - Lunch pymt	03	006	1512	0000	000000	100	17.00
065202	0002	02/28/2014	A Morgan Vanderpoo - Lunch pymt	03	006	1512	0000	000000	100	8.00
065203	0002	02/28/2014	A Alannah Lemming - Lunch pymt	03	006	1512	0000	000000	100	8.00
065204	0002	02/28/2014	A Adam McCombs- Lunch pymt	03	006	1512	0000	000000	100	17.00
065205	0002	02/28/2014	A Kylie Brown- Lunch pymt	03	006	1512	0000	000000	100	17.00
RCPT CODE SUB-TOTAL:										34,431.08
065052	0003	02/03/2014	A HS Stu. Ala Carte	03	006	1513	0000	000000	100	367.30
065052	0008	02/03/2014	A Jr. Hi Stu. Ala Carte	03	006	1513	0000	000000	200	157.50
065052	0013	02/03/2014	A Eastern Stu. Ala Carte	03	006	1513	0000	000000	300	45.15
065052	0018	02/03/2014	A Central Stu. Ala Carte	03	006	1513	0000	000000	400	30.50
065052	0023	02/03/2014	A Western Stu. Ala Carte	03	006	1513	0000	000000	500	19.25
065056	0003	02/04/2014	A HS Stu. Ala Carte	03	006	1513	0000	000000	100	368.35
065056	0008	02/04/2014	A Jr. Hi Stu. Ala Carte	03	006	1513	0000	000000	200	162.75
065056	0013	02/04/2014	A Eastern Stu. Ala Carte	03	006	1513	0000	000000	300	53.00
065056	0018	02/04/2014	A Central Stu. Ala Carte	03	006	1513	0000	000000	400	32.25
065056	0023	02/04/2014	A Western Stu. Ala Carte	03	006	1513	0000	000000	500	23.25
065066	0003	02/06/2014	A HS Stu. Ala Carte	03	006	1513	0000	000000	100	341.20
065066	0008	02/06/2014	A Jr. Hi Stu. Ala Carte	03	006	1513	0000	000000	200	167.85
065066	0013	02/06/2014	A Eastern Stu. Ala Carte	03	006	1513	0000	000000	300	44.50
065066	0018	02/06/2014	A Central Stu. Ala Carte	03	006	1513	0000	000000	400	42.35
065066	0023	02/06/2014	A Western Stu. Ala Carte	03	006	1513	0000	000000	500	25.25
065079	0003	02/07/2014	A HS Stu. Ala Carte	03	006	1513	0000	000000	100	596.10
065079	0008	02/07/2014	A Jr. Hi Stu. Ala Carte	03	006	1513	0000	000000	200	148.40
065079	0013	02/07/2014	A Eastern Stu. Ala Carte	03	006	1513	0000	000000	300	42.70
065079	0018	02/07/2014	A Central Stu. Ala Carte	03	006	1513	0000	000000	400	42.25

STATUS (STS) CODES:

A-RECEIPT B-REFUND OF RECEIPT V-VOID REFUND OF RECEIPT X-REDUCTION OF EXPENDITURE
 C-APPROPRIATION OR BUDGET MODIFICATIONS D-EXPENSE/SUPPLIES DISTRIBUTION F-FUND TO FUND TRANSFER

TRANS NO	ITEM NO	TRANS DATE	STS DESCRIPTION OR SOURCE	TI	FUND	RCPT	SPCC	SUBJ	DFU	TRANS AMOUNT
065079	0023	02/07/2014	A Western Stu. Ala Carte	03	006	1513	0000	000000	500	14.45
065091	0003	02/10/2014	A HS Stu. Ala Carte	03	006	1513	0000	000000	100	428.95
065091	0008	02/10/2014	A Jr. Hi Stu. Ala Carte	03	006	1513	0000	000000	200	189.75
065091	0013	02/10/2014	A Eastern Stu. Ala Carte	03	006	1513	0000	000000	300	68.75
065091	0018	02/10/2014	A Central Stu. Ala Carte	03	006	1513	0000	000000	400	48.50
065091	0023	02/10/2014	A Western Stu. Ala Carte	03	006	1513	0000	000000	500	23.25
065092	0003	02/11/2014	A HS Stu. Ala Carte	03	006	1513	0000	000000	100	427.15
065092	0008	02/11/2014	A Jr. Hi Stu. Ala Carte	03	006	1513	0000	000000	200	205.60
065092	0013	02/11/2014	A Eastern Stu. Ala Carte	03	006	1513	0000	000000	300	83.75
065092	0018	02/11/2014	A Central Stu. Ala Carte	03	006	1513	0000	000000	400	40.80
065092	0023	02/11/2014	A Western Stu. Ala Carte	03	006	1513	0000	000000	500	25.75
065096	0003	02/12/2014	A HS Stu. Ala Carte	03	006	1513	0000	000000	100	418.00
065096	0008	02/12/2014	A Jr. Hi Stu. Ala Carte	03	006	1513	0000	000000	200	136.95
065096	0013	02/12/2014	A Eastern Stu. Ala Carte	03	006	1513	0000	000000	300	60.00
065096	0018	02/12/2014	A Central Stu. Ala Carte	03	006	1513	0000	000000	400	33.25
065096	0023	02/12/2014	A Western Stu. Ala Carte	03	006	1513	0000	000000	500	19.75
065107	0003	02/13/2014	A HS Stu. Ala Carte	03	006	1513	0000	000000	100	380.75
065107	0008	02/13/2014	A Jr. Hi Stu. Ala Carte	03	006	1513	0000	000000	200	168.70
065107	0013	02/13/2014	A Eastern Stu. Ala Carte	03	006	1513	0000	000000	300	60.65
065107	0018	02/13/2014	A Central Stu. Ala Carte	03	006	1513	0000	000000	400	26.75
065107	0023	02/13/2014	A Western Stu. Ala Carte	03	006	1513	0000	000000	500	19.25
065128	0003	02/14/2014	A HS Stu. Ala Carte	03	006	1513	0000	000000	100	389.10
065128	0008	02/14/2014	A Jr. Hi Stu. Ala Carte	03	006	1513	0000	000000	200	169.00
065128	0013	02/14/2014	A Eastern Stu. Ala Carte	03	006	1513	0000	000000	300	46.00
065128	0018	02/14/2014	A Central Stu. Ala Carte	03	006	1513	0000	000000	400	25.65
065128	0023	02/14/2014	A Western Stu. Ala Carte	03	006	1513	0000	000000	500	17.00
065136	0003	02/19/2014	A HS Stu. Ala Carte	03	006	1513	0000	000000	100	353.50
065136	0008	02/19/2014	A Jr. Hi Stu. Ala Carte	03	006	1513	0000	000000	200	163.30
065136	0013	02/19/2014	A Eastern Stu. Ala Carte	03	006	1513	0000	000000	300	49.00
065136	0018	02/19/2014	A Central Stu. Ala Carte	03	006	1513	0000	000000	400	20.50
065136	0023	02/19/2014	A Western Stu. Ala Carte	03	006	1513	0000	000000	500	21.00
065160	0003	02/19/2014	A HS Stu. Ala Carte	03	006	1513	0000	000000	100	335.20
065160	0008	02/19/2014	A Jr. Hi Stu. Ala Carte	03	006	1513	0000	000000	200	165.10
065160	0013	02/19/2014	A Eastern Stu. Ala Carte	03	006	1513	0000	000000	300	65.00
065160	0018	02/19/2014	A Central Stu. Ala Carte	03	006	1513	0000	000000	400	35.25
065160	0023	02/19/2014	A Western Stu. Ala Carte	03	006	1513	0000	000000	500	21.75
065141	0003	02/20/2014	A HS Stu. Ala Carte	03	006	1513	0000	000000	100	423.95
065141	0008	02/20/2014	A Jr. Hi Stu. Ala Carte	03	006	1513	0000	000000	200	161.30
065141	0013	02/20/2014	A Eastern Stu. Ala Carte	03	006	1513	0000	000000	300	51.25
065141	0018	02/20/2014	A Central Stu. Ala Carte	03	006	1513	0000	000000	400	28.50
065141	0023	02/20/2014	A Western Stu. Ala Carte	03	006	1513	0000	000000	500	23.25
065152	0003	02/21/2014	A HS Stu. Ala Carte	03	006	1513	0000	000000	100	384.30
065152	0008	02/21/2014	A Jr. Hi Stu. Ala Carte	03	006	1513	0000	000000	200	158.10
065152	0013	02/21/2014	A Eastern Stu. Ala Carte	03	006	1513	0000	000000	300	44.45

STATUS (STS) CODES:

A-RECEIPT B-REFUND OF RECEIPT V-VOID REFUND OF RECEIPT X-REDUCTION OF EXPENDITURE
 C-APPROPRIATION OR BUDGET MODIFICATIONS D-EXPENSE/SUPPLIES DISTRIBUTION F-FUND TO FUND TRANSFER

TRANS NO	ITEM NO	TRANS DATE	STS	DESCRIPTION OR SOURCE	TI	FUND	RCPT	SPCC	SUBJ	OPU	TRANS AMOUNT
065152	0018	02/21/2014	A	Central Stu. Ala Carte	03	006	1513	0000	000000	400	35.00
065152	0023	02/21/2014	A	Western Stu. Ala Carte	03	006	1513	0000	000000	500	16.70
065179	0003	02/28/2014	A	HS Stu. Ala Carte	03	006	1513	0000	000000	100	2,205.95
065179	0008	02/28/2014	A	Jr. Hi Stu. Ala Carte	03	006	1513	0000	000000	200	855.95
065179	0013	02/28/2014	A	Eastern Stu. Ala Carte	03	006	1513	0000	000000	300	270.30
065179	0018	02/28/2014	A	Central Stu. Ala Carte	03	006	1513	0000	000000	400	176.25
065179	0023	02/28/2014	A	Western Stu. Ala Carte	03	006	1513	0000	000000	500	108.50
RCPT CODE SUB-TOTAL:											12,410.75
065052	0002	02/03/2014	A	HS Stu. Milk	03	006	1514	0000	000000	100	8.00
065052	0007	02/03/2014	A	Jr. Hi. Stu Milk	03	006	1514	0000	000000	200	3.00
065052	0012	02/03/2014	A	Eastern Stu. Milk	03	006	1514	0000	000000	300	2.50
065052	0017	02/03/2014	A	Central Stu. Milk	03	006	1514	0000	000000	400	0.50
065052	0022	02/03/2014	A	Western Stu. Milk	03	006	1514	0000	000000	500	4.50
065056	0002	02/04/2014	A	HS Stu. Milk	03	006	1514	0000	000000	100	7.00
065056	0007	02/04/2014	A	Jr. Hi. Stu Milk	03	006	1514	0000	000000	200	5.00
065056	0012	02/04/2014	A	Eastern Stu. Milk	03	006	1514	0000	000000	300	2.00
065056	0017	02/04/2014	A	Central Stu. Milk	03	006	1514	0000	000000	400	2.00
065056	0022	02/04/2014	A	Western Stu. Milk	03	006	1514	0000	000000	500	6.50
065066	0002	02/06/2014	A	HS Stu. Milk	03	006	1514	0000	000000	100	5.50
065066	0007	02/06/2014	A	Jr. Hi. Stu Milk	03	006	1514	0000	000000	200	5.00
065066	0012	02/06/2014	A	Eastern Stu. Milk	03	006	1514	0000	000000	300	1.00
065066	0017	02/06/2014	A	Central Stu. Milk	03	006	1514	0000	000000	400	2.00
065066	0022	02/06/2014	A	Western Stu. Milk	03	006	1514	0000	000000	500	5.00
065079	0002	02/07/2014	A	HS Stu. Milk	03	006	1514	0000	000000	100	9.50
065079	0007	02/07/2014	A	Jr. Hi. Stu Milk	03	006	1514	0000	000000	200	8.50
065079	0012	02/07/2014	A	Eastern Stu. Milk	03	006	1514	0000	000000	300	0.50
065079	0017	02/07/2014	A	Central Stu. Milk	03	006	1514	0000	000000	400	2.00
065079	0022	02/07/2014	A	Western Stu. Milk	03	006	1514	0000	000000	500	5.00
065091	0002	02/10/2014	A	HS Stu. Milk	03	006	1514	0000	000000	100	6.00
065091	0007	02/10/2014	A	Jr. Hi. Stu Milk	03	006	1514	0000	000000	200	5.50
065091	0012	02/10/2014	A	Eastern Stu. Milk	03	006	1514	0000	000000	300	2.50
065091	0017	02/10/2014	A	Central Stu. Milk	03	006	1514	0000	000000	400	1.00
065091	0022	02/10/2014	A	Western Stu. Milk	03	006	1514	0000	000000	500	4.50
065092	0002	02/11/2014	A	HS Stu. Milk	03	006	1514	0000	000000	100	8.50
065092	0007	02/11/2014	A	Jr. Hi. Stu Milk	03	006	1514	0000	000000	200	5.50
065092	0012	02/11/2014	A	Eastern Stu. Milk	03	006	1514	0000	000000	300	2.00
065092	0017	02/11/2014	A	Central Stu. Milk	03	006	1514	0000	000000	400	1.50
065092	0022	02/11/2014	A	Western Stu. Milk	03	006	1514	0000	000000	500	4.00
065096	0002	02/12/2014	A	HS Stu. Milk	03	006	1514	0000	000000	100	6.00
065096	0007	02/12/2014	A	Jr. Hi. Stu Milk	03	006	1514	0000	000000	200	5.00
065096	0012	02/12/2014	A	Eastern Stu. Milk	03	006	1514	0000	000000	300	2.50
065096	0017	02/12/2014	A	Central Stu. Milk	03	006	1514	0000	000000	400	1.50

STATUS (STS) CODES:

A-RECEIPT B-REFUND OF RECEIPT V-VOID REFUND OF RECEIPT X-REDUCTION OF EXPENDITURE
 C-APPROPRIATION OR BUDGET MODIFICATIONS D-EXPENSE/SUPPLIES DISTRIBUTION F-FUND TO FUND TRANSFER

DATE: 03/04/2014
 TIME: 14:18

LEXINGTON LOCAL SCHOOLS
 TRANS. BY FUND/RCPT, ALL FUNDS
 DATES 02/01/2014 THRU 02/28/2014
 SORTED BY TRANSACTION DATE

PAGE: 13
 (RECLD)

TRANS NO	ITEM NO	TRANS DATE	STS	DESCRIPTION OR SOURCE	TI	FUND	RCPT	SPCC	SUBJ	QTY	TRANS AMOUNT
065096	0022	02/12/2014	A	Western Stu. Milk	03	006	1514	0000	000000	500	4.50
065107	0002	02/13/2014	A	HS Stu. Milk	03	006	1514	0000	000000	100	6.00
065107	0007	02/13/2014	A	Jr. Hi. Stu Milk	03	006	1514	0000	000000	200	5.00
065107	0012	02/13/2014	A	Eastern Stu. Milk	03	006	1514	0000	000000	300	2.00
065107	0017	02/13/2014	A	Central Stu. Milk	03	006	1514	0000	000000	400	1.50
065107	0022	02/13/2014	A	Western Stu. Milk	03	006	1514	0000	000000	500	5.00
065128	0002	02/14/2014	A	HS Stu. Milk	03	006	1514	0000	000000	100	5.50
065128	0007	02/14/2014	A	Jr. Hi. Stu Milk	03	006	1514	0000	000000	200	7.50
065128	0012	02/14/2014	A	Eastern Stu. Milk	03	006	1514	0000	000000	300	3.50
065128	0017	02/14/2014	A	Central Stu. Milk	03	006	1514	0000	000000	400	1.50
065128	0022	02/14/2014	A	Western Stu. Milk	03	006	1514	0000	000000	500	4.50
065136	0002	02/19/2014	A	HS Stu. Milk	03	006	1514	0000	000000	100	7.50
065136	0007	02/19/2014	A	Jr. Hi. Stu Milk	03	006	1514	0000	000000	200	8.50
065136	0012	02/19/2014	A	Eastern Stu. Milk	03	006	1514	0000	000000	300	2.00
065136	0017	02/19/2014	A	Central Stu. Milk	03	006	1514	0000	000000	400	1.00
065136	0022	02/19/2014	A	Western Stu. Milk	03	006	1514	0000	000000	500	4.00
065160	0002	02/19/2014	A	HS Stu. Milk	03	006	1514	0000	000000	100	9.50
065160	0007	02/19/2014	A	Jr. Hi. Stu Milk	03	006	1514	0000	000000	200	9.50
065160	0012	02/19/2014	A	Eastern Stu. Milk	03	006	1514	0000	000000	300	1.50
065160	0017	02/19/2014	A	Central Stu. Milk	03	006	1514	0000	000000	400	0.00
065160	0022	02/19/2014	A	Western Stu. Milk	03	006	1514	0000	000000	500	4.00
065141	0002	02/20/2014	A	HS Stu. Milk	03	006	1514	0000	000000	100	8.00
065141	0007	02/20/2014	A	Jr. Hi. Stu Milk	03	006	1514	0000	000000	200	5.00
065141	0012	02/20/2014	A	Eastern Stu. Milk	03	006	1514	0000	000000	300	1.00
065141	0017	02/20/2014	A	Central Stu. Milk	03	006	1514	0000	000000	400	2.00
065141	0022	02/20/2014	A	Western Stu. Milk	03	006	1514	0000	000000	500	8.00
065152	0002	02/21/2014	A	HS Stu. Milk	03	006	1514	0000	000000	100	9.00
065152	0007	02/21/2014	A	Jr. Hi. Stu Milk	03	006	1514	0000	000000	200	8.00
065152	0012	02/21/2014	A	Eastern Stu. Milk	03	006	1514	0000	000000	300	2.00
065152	0017	02/21/2014	A	Central Stu. Milk	03	006	1514	0000	000000	400	2.50
065152	0022	02/21/2014	A	Western Stu. Milk	03	006	1514	0000	000000	500	6.50
065179	0002	02/28/2014	A	HS Stu. Milk	03	006	1514	0000	000000	100	30.50
065179	0007	02/28/2014	A	Jr. Hi. Stu Milk	03	006	1514	0000	000000	200	29.00
065179	0012	02/28/2014	A	Eastern Stu. Milk	03	006	1514	0000	000000	300	15.00
065179	0017	02/28/2014	A	Central Stu. Milk	03	006	1514	0000	000000	400	6.50
065179	0022	02/28/2014	A	Western Stu. Milk	03	006	1514	0000	000000	500	25.00
RCPT CODE SUB-TOTAL:											393.00
065052	0004	02/03/2014	A	HS Adult Ala Carte	03	006	1523	0000	000000	100	14.55
065052	0009	02/03/2014	A	Jr. Hi. Adult Ala Carte	03	006	1523	0000	000000	200	12.25
065052	0014	02/03/2014	A	Eastern Adult Ala Carte	03	006	1523	0000	000000	300	4.15
065052	0019	02/03/2014	A	Central Adult Ala Carte	03	006	1523	0000	000000	400	11.80
065052	0024	02/03/2014	A	Western Adult Ala Carte	03	006	1523	0000	000000	500	3.25

STATUS (STS) CODES:

A-RECEIPT B-REFUND OF RECEIPT V-VOID REFUND OF RECEIPT X-REDUCTION OF EXPENDITURE
 C-APPROPRIATION OR BUDGET MODIFICATIONS D-EXPENSE/SUPPLIES DISTRIBUTION F-FUND TO FUND TRANSFER

TRANS NO	ITEM NO	TRANS DATE	STS	DESCRIPTION OR SOURCE	TI	FUND	RCPT	SPOC	SUBJ	OPU	TRANS AMOUNT
065056	0004	02/04/2014	A	HS Adult Ala Carte	03	006	1523	0000	000000	100	25.05
065056	0009	02/04/2014	A	Jr. Hi Adult Ala Carte	03	006	1523	0000	000000	200	9.75
065056	0014	02/04/2014	A	Eastern Adult Ala Carte	03	006	1523	0000	000000	300	13.75
065056	0019	02/04/2014	A	Central Adult Ala Carte	03	006	1523	0000	000000	400	6.50
065056	0024	02/04/2014	A	Western Adult Ala Carte	03	006	1523	0000	000000	500	3.25
065066	0004	02/06/2014	A	HS Adult Ala Carte	03	006	1523	0000	000000	100	21.25
065066	0009	02/06/2014	A	Jr. Hi Adult Ala Carte	03	006	1523	0000	000000	200	18.30
065066	0014	02/06/2014	A	Eastern Adult Ala Carte	03	006	1523	0000	000000	300	14.80
065066	0019	02/06/2014	A	Central Adult Ala Carte	03	006	1523	0000	000000	400	12.50
065066	0024	02/06/2014	A	Western Adult Ala Carte	03	006	1523	0000	000000	500	0.00
065079	0004	02/07/2014	A	HS Adult Ala Carte	03	006	1523	0000	000000	100	18.00
065079	0009	02/07/2014	A	Jr. Hi Adult Ala Carte	03	006	1523	0000	000000	200	19.25
065079	0014	02/07/2014	A	Eastern Adult Ala Carte	03	006	1523	0000	000000	300	6.25
065079	0019	02/07/2014	A	Central Adult Ala Carte	03	006	1523	0000	000000	400	19.50
065079	0024	02/07/2014	A	Western Adult Ala Carte	03	006	1523	0000	000000	500	1.75
065091	0004	02/10/2014	A	HS Adult Ala Carte	03	006	1523	0000	000000	100	56.92
065091	0009	02/10/2014	A	Jr. Hi Adult Ala Carte	03	006	1523	0000	000000	200	16.00
065091	0014	02/10/2014	A	Eastern Adult Ala Carte	03	006	1523	0000	000000	300	11.00
065091	0019	02/10/2014	A	Central Adult Ala Carte	03	006	1523	0000	000000	400	12.50
065091	0024	02/10/2014	A	Western Adult Ala Carte	03	006	1523	0000	000000	500	1.75
065092	0004	02/11/2014	A	HS Adult Ala Carte	03	006	1523	0000	000000	100	12.25
065092	0009	02/11/2014	A	Jr. Hi Adult Ala Carte	03	006	1523	0000	000000	200	21.00
065092	0014	02/11/2014	A	Eastern Adult Ala Carte	03	006	1523	0000	000000	300	4.05
065092	0019	02/11/2014	A	Central Adult Ala Carte	03	006	1523	0000	000000	400	7.10
065092	0024	02/11/2014	A	Western Adult Ala Carte	03	006	1523	0000	000000	500	0.00
065096	0004	02/12/2014	A	HS Adult Ala Carte	03	006	1523	0000	000000	100	17.00
065096	0009	02/12/2014	A	Jr. Hi Adult Ala Carte	03	006	1523	0000	000000	200	10.25
065096	0014	02/12/2014	A	Eastern Adult Ala Carte	03	006	1523	0000	000000	300	13.55
065096	0019	02/12/2014	A	Central Adult Ala Carte	03	006	1523	0000	000000	400	7.10
065096	0024	02/12/2014	A	Western Adult Ala Carte	03	006	1523	0000	000000	500	7.00
065107	0004	02/13/2014	A	HS Adult Ala Carte	03	006	1523	0000	000000	100	23.00
065107	0009	02/13/2014	A	Jr. Hi Adult Ala Carte	03	006	1523	0000	000000	200	11.50
065107	0014	02/13/2014	A	Eastern Adult Ala Carte	03	006	1523	0000	000000	300	4.80
065107	0019	02/13/2014	A	Central Adult Ala Carte	03	006	1523	0000	000000	400	18.85
065107	0024	02/13/2014	A	Western Adult Ala Carte	03	006	1523	0000	000000	500	0.00
065128	0004	02/14/2014	A	HS Adult Ala Carte	03	006	1523	0000	000000	100	39.90
065128	0009	02/14/2014	A	Jr. Hi Adult Ala Carte	03	006	1523	0000	000000	200	13.75
065128	0014	02/14/2014	A	Eastern Adult Ala Carte	03	006	1523	0000	000000	300	7.75
065128	0019	02/14/2014	A	Central Adult Ala Carte	03	006	1523	0000	000000	400	18.50
065128	0024	02/14/2014	A	Western Adult Ala Carte	03	006	1523	0000	000000	500	0.50
065136	0004	02/19/2014	A	HS Adult Ala Carte	03	006	1523	0000	000000	100	16.00
065136	0009	02/19/2014	A	Jr. Hi Adult Ala Carte	03	006	1523	0000	000000	200	18.50
065136	0014	02/19/2014	A	Eastern Adult Ala Carte	03	006	1523	0000	000000	300	5.55
065136	0019	02/19/2014	A	Central Adult Ala Carte	03	006	1523	0000	000000	400	11.35

STATUS (STS) CODES:

A-RECEIPT B-REFUND OF RECEIPT V-VOID REFUND OF RECEIPT X-REDUCTION OF EXPENDITURE
 C-APPROPRIATION OR BUDGET MODIFICATIONS D-EXPENSE/SUPPLIES DISTRIBUTION F-FUND TO FUND TRANSFER

TRANS NO	ITEM NO	TRANS DATE	STS	DESCRIPTION OR SOURCE	TI	FUND	RCPT	SPCC	SUBJ	OPU	TRANS AMOUNT
065136	0024	02/19/2014	A	Western Adult Ala Carte	03	006	1523	0000	000000	500	6.75
065160	0004	02/19/2014	A	HS Adult Ala Carte	03	006	1523	0000	000000	100	14.30
065160	0009	02/19/2014	A	Jr. Hi Adult Ala Carte	03	006	1523	0000	000000	200	7.25
065160	0014	02/19/2014	A	Eastern Adult Ala Carte	03	006	1523	0000	000000	300	2.75
065160	0019	02/19/2014	A	Central Adult Ala Carte	03	006	1523	0000	000000	400	13.00
065160	0024	02/19/2014	A	Western Adult Ala Carte	03	006	1523	0000	000000	500	0.00
065141	0004	02/20/2014	A	HS Adult Ala Carte	03	006	1523	0000	000000	100	21.00
065141	0009	02/20/2014	A	Jr. Hi Adult Ala Carte	03	006	1523	0000	000000	200	13.00
065141	0014	02/20/2014	A	Eastern Adult Ala Carte	03	006	1523	0000	000000	300	17.50
065141	0019	02/20/2014	A	Central Adult Ala Carte	03	006	1523	0000	000000	400	19.00
065141	0024	02/20/2014	A	Western Adult Ala Carte	03	006	1523	0000	000000	500	0.00
065152	0004	02/21/2014	A	HS Adult Ala Carte	03	006	1523	0000	000000	100	28.75
065152	0009	02/21/2014	A	Jr. Hi Adult Ala Carte	03	006	1523	0000	000000	200	13.75
065152	0014	02/21/2014	A	Eastern Adult Ala Carte	03	006	1523	0000	000000	300	9.75
065152	0019	02/21/2014	A	Central Adult Ala Carte	03	006	1523	0000	000000	400	22.75
065152	0024	02/21/2014	A	Western Adult Ala Carte	03	006	1523	0000	000000	500	0.00
065179	0004	02/28/2014	A	HS Adult Ala Carte	03	006	1523	0000	000000	100	126.50
065179	0009	02/28/2014	A	Jr. Hi Adult Ala Carte	03	006	1523	0000	000000	200	65.85
065179	0014	02/28/2014	A	Eastern Adult Ala Carte	03	006	1523	0000	000000	300	59.05
065179	0019	02/28/2014	A	Central Adult Ala Carte	03	006	1523	0000	000000	400	71.35
065179	0024	02/28/2014	A	Western Adult Ala Carte	03	006	1523	0000	000000	500	6.50
RCPT CODE SUB-TOTAL:											1,142.12
065133	0001	02/19/2014	A	Coke Commission Food Service	03	006	1851	0000	000000	000	90.76
RCPT CODE SUB-TOTAL:											90.76
065067	0001	02/04/2014	A	Commodity rebate	03	006	1890	0000	000000	000	207.72
RCPT CODE SUB-TOTAL:											207.72
065206	0001	02/26/2014	A	State Lunch Reimb Feb-Central	03	006	3200	0000	000000	400	227.99
065206	0002	02/26/2014	A	State Lunch Reimb Feb- East	03	006	3200	0000	000000	300	333.18
065206	0003	02/26/2014	A	State Lunch Reimb Feb- HS	03	006	3200	0000	000000	100	255.76
065206	0004	02/26/2014	A	State Lunch Reimb Feb JH	03	006	3200	0000	000000	200	219.77
065206	0005	02/26/2014	A	State Lunch Reimb Feb Western	03	006	3200	0000	000000	500	184.22
RCPT CODE SUB-TOTAL:											1,220.92
065090	0001	02/03/2014	A	Federal Reimb Lunch High	03	006	4120	0000	000000	100	6,035.90
065090	0002	02/03/2014	A	Federal Reimb Lunch Jr High	03	006	4120	0000	000000	200	4,241.52
065090	0003	02/03/2014	A	Federal Reimb Lunch Central	03	006	4120	0000	000000	400	4,656.49
065090	0004	02/03/2014	A	Federal Reimb Lunch East	03	006	4120	0000	000000	300	5,588.11

STATUS (STS) CODES:

A-RECEIPT B-REFUND OF RECEIPT V-VOID REFUND OF RECEIPT X-REDUCTION OF EXPENDITURE
 C-APPROPRIATION OR BUDGET MODIFICATIONS D-EXPENSE/SUPPLIES DISTRIBUTION F-FUND TO FUND TRANSFER

TRANS NO	ITEM NO	TRANS DATE	STS	DESCRIPTION OR SOURCE	TI	FUND	RCPT	SPCC	SUBJ	OPU	TRANS AMOUNT
065090	0005	02/03/2014	A	Federal Reimb Lunch Western	03	006	4120	0000	000000	500	3,130.41
065090	0006	02/03/2014	A	Fed Reimb Breakfast - High	03	006	4120	0000	000000	100	184.58
065090	0007	02/03/2014	A	Federal Reimb Breakfast - Jr H	03	006	4120	0000	000000	200	282.16
065090	0008	02/03/2014	A	Federal Reimb Break - Central	03	006	4120	0000	000000	400	643.76
065090	0009	02/03/2014	A	Federal Reimb Break - East	03	006	4120	0000	000000	300	734.80
065090	0010	02/03/2014	A	Federal Reimb Break - Western	03	006	4120	0000	000000	500	519.32
RCPT CODE SUB-TOTAL:											26,017.05
FUND CODE SUB-TOTAL:											77,248.55
065207	0003	02/28/2014	A	Richland Bank Feb Interest	03	007	1410	9800	000000	000	0.88
RCPT CODE SUB-TOTAL:											0.88
FUND CODE SUB-TOTAL:											0.88
065207	0004	02/28/2014	A	Richland Bank Feb Interest	03	007	1410	9801	000000	000	0.15
RCPT CODE SUB-TOTAL:											0.15
FUND CODE SUB-TOTAL:											0.15
065060	0001	02/06/2014	A	HS Spirit Wear Comm	03	018	1630	9100	000000	000	39.81
RCPT CODE SUB-TOTAL:											39.81
065072	0001	02/07/2014	A	Cuyahoga Vending comm	03	018	1690	9100	000000	000	53.18
065169	0002	02/26/2014	A	Senior Parking Tag	03	018	1690	9100	000000	000	6.00
RCPT CODE SUB-TOTAL:											59.18
FUND CODE SUB-TOTAL:											98.99
065156	0001	02/24/2014	A	JH Jeans Day Payments	03	018	1620	9200	000000	000	65.00
RCPT CODE SUB-TOTAL:											65.00
065133	0002	02/19/2014	A	Coke Commission Jr High	03	018	1690	9200	000000	000	42.04
RCPT CODE SUB-TOTAL:											42.04

STATUS (STS) CODES:

A-RECEIPT B-REFUND OF RECEIPT V-VOID REFUND OF RECEIPT X-REDUCTION OF EXPENDITURE
 C-APPROPRIATION OR BUDGET MODIFICATIONS D-EXPENSE/SUPPLIES DISTRIBUTION F-FUND TO FUND TRANSFER

TRANS NO	ITEM NO	TRANS DATE	STS	DESCRIPTION OR SOURCE	TI	FUND	RCPT	SPCC	SUBJ	OPU	TRANS AMOUNT
FUND CODE SUB-TOTAL:											107.04
065133	0004	02/19/2014	A	Coke Commission East	03	018	1690	9300	000000	000	38.37
RCPT CODE SUB-TOTAL:											38.37
065093	0002	02/12/2014	A	Art Project sold	03	018	1820	9300	000000	000	5.00
RCPT CODE SUB-TOTAL:											5.00
FUND CODE SUB-TOTAL:											43.37
065046	0002	02/03/2014	A	Central Fees Princ	03	018	1630	9400	000000	000	2.00
065068	0002	02/06/2014	A	Central Fees Princ	03	018	1630	9400	000000	000	4.00
065087	0002	02/11/2014	A	Central Fees Princ	03	018	1630	9400	000000	000	2.00
065183	0002	02/27/2014	A	Central Fees - Princ	03	018	1630	9400	000000	000	2.00
RCPT CODE SUB-TOTAL:											10.00
FUND CODE SUB-TOTAL:											10.00
065054	0001	02/04/2014	A	Lost Lib Book fine	03	018	1890	9401	000000	000	3.99
065087	0003	02/11/2014	A	Lost Library Book	03	018	1890	9401	000000	000	3.95
065099	0001	02/13/2014	A	Central Lost Library Book	03	018	1890	9401	000000	000	5.99
065183	0003	02/27/2014	A	Central Lost Library Book	03	018	1890	9401	000000	000	17.04
RCPT CODE SUB-TOTAL:											30.97
FUND CODE SUB-TOTAL:											30.97
065049	0002	02/03/2014	A	Western Fees Princ	03	018	1630	9500	000000	000	30.00
065055	0002	02/04/2014	A	Western Fees - Princ	03	018	1630	9500	000000	000	24.00
065069	0001	02/07/2014	A	Western Fees - Princ	03	018	1630	9500	000000	000	4.00
065100	0002	02/13/2014	A	Western Fees - Princ	03	018	1630	9500	000000	000	10.00
065132	0002	02/19/2014	A	Western Fees - Princ	03	018	1630	9500	000000	000	40.00
065138	0002	02/20/2014	A	Western Fees - Princ	03	018	1630	9500	000000	000	10.00
065168	0002	02/26/2014	A	Western Fees - Princ	03	018	1630	9500	000000	000	10.00
065182	0002	02/27/2014	A	Western Fees- Princ	03	018	1630	9500	000000	000	10.00
RCPT CODE SUB-TOTAL:											138.00

STATUS (STS) CODES:

A-RECEIPT B-REFUND OF RECEIPT V-VOID REFUND OF RECEIPT X-REDUCTION OF EXPENDITURE
 C-APPROPRIATION OR BUDGET MODIFICATIONS D-EXPENSE/SUPPLIES DISTRIBUTION F-FUND TO FUND TRANSFER

TRANS NO	ITEM NO	TRANS DATE	STS	DESCRIPTION OR SOURCE	TI	FUND	RCPT	SPCC	SUBJ	OPU	TRANS AMOUNT
065133	0003	02/19/2014	A	Coke Commission Wester	03	018	1690	9500	000000	000	21.40
RCPT CODE SUB-TOTAL:											21.40
FUND CODE SUB-TOTAL:											159.40
065048	0003	02/03/2014	A	PTD Recycling-Central	03	019	1890	9121	000000	000	4.91
065116	0003	02/18/2014	A	PTD Recycling-Central	03	019	1890	9121	000000	000	11.89
065158	0003	02/24/2014	A	PTD Recycling-Central	03	019	1890	9121	000000	000	12.40
RCPT CODE SUB-TOTAL:											29.20
FUND CODE SUB-TOTAL:											29.20
065048	0001	02/03/2014	A	PTD Recycling-Eastern	03	019	1890	9122	000000	000	4.91
065116	0001	02/18/2014	A	PTD Recycling-Eastern	03	019	1890	9122	000000	000	11.88
065158	0001	02/24/2014	A	PTD Recycling-Eastern	03	019	1890	9122	000000	000	12.40
RCPT CODE SUB-TOTAL:											29.19
FUND CODE SUB-TOTAL:											29.19
065048	0002	02/03/2014	A	PTD Recycling-Western	03	019	1890	9123	000000	000	4.92
065116	0002	02/18/2014	A	PTD Recycling-Western	03	019	1890	9123	000000	000	11.89
065158	0002	02/24/2014	A	PTD Recycling-Western	03	019	1890	9123	000000	000	12.41
RCPT CODE SUB-TOTAL:											29.22
FUND CODE SUB-TOTAL:											29.22
065181	0001	02/26/2014	A	Boys Sect BB Tourn Adm	03	022	1615	9601	000000	000	3,066.00
065189	0001	02/28/2014	A	Boys Sect BB Tourn Adm	03	022	1615	9601	000000	000	518.00
RCPT CODE SUB-TOTAL:											3,584.00
065181	0002	02/26/2014	A	Boys Sect BB Tourn WDEL Radio	03	022	1690	9601	000000	000	120.00
RCPT CODE SUB-TOTAL:											120.00
FUND CODE SUB-TOTAL:											3,704.00

STATUS (STS) CODES:

A-RECEIPT B-REFUND OF RECEIPT V-VOID REFUND OF RECEIPT X-REDUCTION OF EXPENDITURE
 C-APPROPRIATION OR BUDGET MODIFICATIONS D-EXPENSE/SUPPLIES DISTRIBUTION F-FUND TO FUND TRANSFER

TRANS NO	ITEM NO	TRANS DATE	STS	DESCRIPTION OR SOURCE	TI	FUND	RCPT	SPCC	SUBJ	DFU	TRANS AMOUNT
065207	0002	02/28/2014	A	Richland Bank Feb Int. 024	03	024	1410	0000	000000	000	134.14
RCPT CODE SUB-TOTAL:											134.14
065071	0001	02/07/2014	A	Heck Feb Ins	03	024	1872	0000	000000	000	1,438.40
065142	0001	02/20/2014	A	Board's Premiums Feb 2014	03	024	1872	0000	000000	000	264,985.81
065143	0001	02/20/2014	A	Employees' Premiums Feb 2014	03	024	1872	0000	000000	000	41,599.32
065155	0001	02/24/2014	A	Heck Feb Ins Prem Balance	03	024	1872	0000	000000	000	65.11
RCPT CODE SUB-TOTAL:											308,098.64
FUND CODE SUB-TOTAL:											308,222.78
065167	0001	02/26/2014	A	Leo Club Recycling	03	200	1620	9108	000000	000	22.24
RCPT CODE SUB-TOTAL:											22.24
FUND CODE SUB-TOTAL:											22.24
065102	0001	02/13/2014	A	Valentine Gram Sales	03	200	1620	9114	000000	000	75.00
065113	0001	02/18/2014	A	Valentine Sale	03	200	1620	9114	000000	000	47.75
065114	0001	02/18/2014	A	Valentine Sale	03	200	1620	9114	000000	000	119.00
065144	0001	02/21/2014	A	Candy Gram - Student counc	03	200	1620	9114	000000	000	6.75
RCPT CODE SUB-TOTAL:											248.50
065104	0001	02/13/2014	A	HS Student Council T-Shirts	03	200	1630	9114	000000	000	254.00
065145	0001	02/21/2014	A	Student Council T-Shirts	03	200	1630	9114	000000	000	38.00
065154	0001	02/24/2014	A	Student Council T-Shirts	03	200	1630	9114	000000	000	24.00
RCPT CODE SUB-TOTAL:											316.00
FUND CODE SUB-TOTAL:											564.50
065134	0001	02/19/2014	A	Valentines Dance	03	200	1620	9204	000000	000	227.55
RCPT CODE SUB-TOTAL:											227.55
FUND CODE SUB-TOTAL:											227.55

STATUS (STS) CODES:

A-RECEIPT B-REFUND OF RECEIPT V-VOID REFUND OF RECEIPT X-REDUCTION OF EXPENDITURE
 C-APPROPRIATION OR BUDGET MODIFICATIONS D-EXPENSE/SUPPLIES DISTRIBUTION F-FUND TO FUND TRANSFER

TRANS NO	ITEM NO	TRANS DATE	STS	DESCRIPTION OR SOURCE	TI	FUND	RCPT	SPCC	SUBJ	OPU	TRANS AMOUNT
065058	0001	02/05/2014	A	JH PE Vending	03	300	1620	9206	000000	000	150.00
065186	0001	02/27/2014	A	JH PE Vending	03	300	1620	9206	000000	000	201.00
RCPT CODE SUB-TOTAL:											351.00
FUND CODE SUB-TOTAL:											351.00
065051	0001	02/03/2014	A	8th Gr Girls BB Tourn Adm 2/1	03	300	1610	9600	000000	000	581.00
065057	0001	02/05/2014	A	JV/Var Girls BB Adm 2/4	03	300	1610	9600	000000	000	103.00
065059	0001	02/05/2014	A	8th Gr OCC Tour Adm 2/4	03	300	1610	9600	000000	000	395.00
065073	0001	02/07/2014	A	Fr Boys BB Adm 2/6	03	300	1610	9600	000000	000	65.00
065075	0001	02/07/2014	A	JV/Var Girls Adm 2/6	03	300	1610	9600	000000	000	335.00
065076	0001	02/07/2014	A	OCC 8th Gr Girls Tourney	03	300	1610	9600	000000	000	345.00
065085	0001	02/10/2014	A	JV/Var Boys BB Adm 2/7	03	300	1610	9600	000000	000	2,387.00
065150	0001	02/21/2014	A	JV/Var Boys BB Adm 2/20	03	300	1610	9600	000000	000	856.00
065159	0001	02/24/2014	A	Boys BB Adm 2/21	03	300	1610	9600	000000	000	1,512.00
RCPT CODE SUB-TOTAL:											6,579.00
065085	0002	02/10/2014	A	JV/Var Boys Prog Sales 2/7	03	300	1620	9600	000000	000	94.00
065150	0002	02/21/2014	A	Boys BB Program Sales 2/20	03	300	1620	9600	000000	000	90.00
065159	0002	02/24/2014	A	Boys BB Program sales 2/21	03	300	1620	9600	000000	000	96.00
RCPT CODE SUB-TOTAL:											280.00
065050	0001	02/03/2014	A	2013/14 Program Ad Sales	03	300	1690	9600	000000	000	495.00
065062	0001	02/06/2014	A	Girls Elem BB	03	300	1690	9600	000000	000	60.00
065077	0001	02/07/2014	A	2013/14 Program Ad Sales	03	300	1690	9600	000000	000	495.00
065094	0001	02/12/2014	A	2013/14 Program Ad Sales	03	300	1690	9600	000000	000	495.00
065095	0001	02/12/2014	A	Pynt of Distr Swim Team Hotel	03	300	1690	9600	000000	000	600.00
065103	0001	02/13/2014	A	2013/14 Program Ad Sales	03	300	1690	9600	000000	000	100.00
065105	0001	02/13/2014	A	2013/14 Program Ad Sales	03	300	1690	9600	000000	000	257.00
065117	0001	02/20/2014	B	ENTRY FEE REFUND	03	300	1690	9600	000000	000	80.00-
065137	0001	02/20/2014	A	Cheer Camp Uniform	03	300	1690	9600	000000	000	20.00
065139	0001	02/20/2014	A	2013/14 Program Ad Sales	03	300	1690	9600	000000	000	195.00
065146	0001	02/21/2014	A	Plaque Sponsor-Zirkle	03	300	1690	9600	000000	000	40.00
065190	0001	02/28/2014	A	FieldHouse Rental -Outlaws	03	300	1690	9600	000000	000	765.00
RCPT CODE SUB-TOTAL:											3,442.00
FUND CODE SUB-TOTAL:											10,301.00

STATUS (STS) CODES:

A-RECEIPT B-REFUND OF RECEIPT V-VOID REFUND OF RECEIPT X-REDUCTION OF EXPENDITURE
 C-APPROPRIATION OR BUDGET MODIFICATIONS D-EXPENSE/SUPPLIES DISTRIBUTION F-FUND TO FUND TRANSFER

TRANS NO	ITEM NO	TRANS DATE	STS	DESCRIPTION OR SOURCE	TI	FUND	RCPT	SPCC	SUBJ	OPU	TRANS AMOUNT	
065162	0001	02/24/2014	A	IDEA-B Revenue	03	516	4220	9014	000000	000	5,800.00	
											RCPT CODE SUB-TOTAL:	5,800.00
											FUND CODE SUB-TOTAL:	5,800.00
065163	0001	02/24/2014	A	Title I Revenue	03	572	4220	9014	000000	000	21,848.71	
											RCPT CODE SUB-TOTAL:	21,848.71
											FUND CODE SUB-TOTAL:	21,848.71
065161	0001	02/24/2014	A	Title II-A Revenue	03	590	4220	9014	000000	000	5,428.01	
											RCPT CODE SUB-TOTAL:	5,428.01
											FUND CODE SUB-TOTAL:	5,428.01
											GRAND TOTAL:	2,729,989.36

STATUS (STS) CODES:

A-RECEIPT B-REFUND OF RECEIPT V-VOID REFUND OF RECEIPT X-REDUCTION OF EXPENDITURE
 C-APPROPRIATION OR BUDGET MODIFICATIONS D-EXPENSE/SUPPLIES DISTRIBUTION F-FUND TO FUND TRANSFER

LEXINGTON LOCAL SCHOOLS
 Revenue Account Summary
 SORTED BY FUND-SCC

	FYTD Receivable	FYTD Actual Receipts	MTD Actual Receipts	YTD Actual Receipts	FYTD Balance Receivable	FYTD Percent Received
*****TOTAL FOR FUND-SCC 001 0000 (GENERAL FUND):	22,478,948.00	13,861,934.89	2,208,312.61	3,051,537.22	8,637,013.11	61.61
*****TOTAL FOR FUND-SCC 001 9412 (GENERAL BUDGET RESERVE SET-ASIDE-1Z/BWL):	0.00	0.00	0.00	0.00	0.00	0.00
*****TOTAL FOR FUND-SCC 001 9800 (FINGERPRINT PAYMENT CLEARING ACCOUNT):	1,607.74-	1,607.74-	0.00	0.00	0.00	100.00
*****TOTAL FOR FUND-SCC 002 0000 (BOND RETIREMENT FUND):	0.00	0.00	0.00	0.00	0.00	0.00
*****TOTAL FOR FUND-SCC 003 0000 (PERMANENT IMPROVEMENT FUND):	600,000.00	400,580.19	87,390.00	87,427.67	199,419.81	66.76
*****TOTAL FOR FUND-SCC 006 0000 (FOOD SERVICE FUND):	870,000.00	477,803.33	77,248.55	114,217.24	392,196.67	54.92
*****TOTAL FOR FUND-SCC 007 9003 (FRAN & WARREN RUPP SCHOLARSHIP):	0.00	0.00	0.00	0.00	0.00	0.00
*****TOTAL FOR FUND-SCC 007 9800 (TERRY McCAMMON SCHOLARSHIP FUND):	12.00	8.86	0.88	2.01	3.14	73.83
*****TOTAL FOR FUND-SCC 007 9801 (MINUTEMAN ALUMNI SCHOLARSHIP FUND):	2.00	1.49	0.15	0.34	0.51	74.50
*****TOTAL FOR FUND-SCC 007 9999 (LEXINGTON SCHOOLS TRUST FUND):	0.00	0.00	0.00	0.00	0.00	0.00

*** NOTE!! ONLY ACTIVE ACCOUNTS HAVE BEEN SELECTED, TOTALS MAY EXCLUDE AMOUNTS THAT ARE RELATED TO INACTIVE ACCOUNTS. ***

LEXINGTON LOCAL SCHOOLS
 Revenue Account Summary
 SORTED BY FUND-ACC

	FYTD Receivable	FYTD Actual Receipts	MTD Actual Receipts	YTD Actual Receipts	FYTD Balance Receivable	FYTD Percent Received
*****TOTAL FOR FUND-ACC 018 9100 (HIGH SCHOOL PRINCIPAL'S FUND):	7,700.00	6,068.82	98.99	124.68	1,631.18	78.82
*****TOTAL FOR FUND-ACC 018 9200 (JUNIOR HIGH PRINCIPAL'S FUND):	6,700.00	7,289.25	107.04	380.56	589.25	108.79
*****TOTAL FOR FUND-ACC 018 9300 (EASTERN PRINCIPAL'S FUND):	8,300.00	2,792.07	43.37	66.73	5,507.93	33.64
*****TOTAL FOR FUND-ACC 018 9301 (EASTERN ELEMENTARY BOOKFAIR/BOXTOPS FUND):	6,300.00	3,054.20	0.00	3,044.20	3,245.80	48.48
*****TOTAL FOR FUND-ACC 018 9400 (CENTRAL PRINCIPAL'S FUND):	3,200.00	4,161.05	10.00	193.94	961.05	130.03
*****TOTAL FOR FUND-ACC 018 9401 (CENTRAL ELEMENTARY BOOKFAIR FUND):	5,800.00	5,197.57	30.97	1,279.35	602.43	89.61
*****TOTAL FOR FUND-ACC 018 9500 (WESTERN PRINCIPAL'S FUND):	6,500.00	4,806.47	159.40	364.14	1,693.53	73.95
*****TOTAL FOR FUND-ACC 018 9501 (WESTERN ELEMENTARY BOOKFAIR/BOXTOPS FUND):	6,000.00	5,645.18	0.00	2,473.10	354.82	94.09
*****TOTAL FOR FUND-ACC 018 9502 (HIGH SCHOOL ACADEMIC BOOSTERS FUND):	0.00	0.00	0.00	0.00	0.00	0.00
*****TOTAL FOR FUND-ACC 018 9901 (JUNIOR HIGH TEACHER ADVISORY FUND):	0.00	0.00	0.00	0.00	0.00	0.00

*** NOTE!! ONLY ACTIVE ACCOUNTS HAVE BEEN SELECTED, TOTALS MAY EXCLUDE AMOUNTS THAT ARE RELATED TO INACTIVE ACCOUNTS. ***

LEXINGTON LOCAL SCHOOLS
 Revenue Account Summary
 SORTED BY FUND-SCC

	FYTD Receivable	FYTD Actual Receipts	MTD Actual Receipts	YTD Actual Receipts	FYTD Balance Receivable	FYTD Percent Received
*****TOTAL FOR FUND-SCC 019 9001 (ACADEMIC BOOSTERS GRANTS):	0.00	0.00	0.00	0.00	0.00	0.00
*****TOTAL FOR FUND-SCC 019 9100 (RICHLAND FOUNDATION GRANT-J.CHAMBERS(EASTERN)):	0.00	0.00	0.00	0.00	0.00	0.00
*****TOTAL FOR FUND-SCC 019 9101 (RICHLAND FOUNDATION GRANT-D.LANTZ (EASTERN)):	0.00	0.00	0.00	0.00	0.00	0.00
*****TOTAL FOR FUND-SCC 019 9102 (RICHLAND FOUNDATION GRANT-E.FINLEY (CENTRAL)):	0.00	0.00	0.00	0.00	0.00	0.00
*****TOTAL FOR FUND-SCC 019 9103 (WALMART CHARACTER ED MUSIC GRANT - EASTERN):	0.00	0.00	0.00	0.00	0.00	0.00
*****TOTAL FOR FUND-SCC 019 9121 (CENTRAL ELEMENTARY PTO GRANTS):	2,000.00	156.98	29.20	39.96	1,843.02	7.85
*****TOTAL FOR FUND-SCC 019 9122 (EASTERN ELEMENTARY PTO GRANTS):	2,000.00	156.93	29.19	39.95	1,843.07	7.85
*****TOTAL FOR FUND-SCC 019 9123 (WESTERN ELEMENTARY PTO GRANTS):	2,000.00	156.99	29.22	39.98	1,843.01	7.85
*****TOTAL FOR FUND-SCC 019 9200 (RICHLAND COUNTY FOUNDATION GRANT PLAYGROUND):	0.00	0.00	0.00	0.00	0.00	0.00
*****TOTAL FOR FUND-SCC 019 9201 (RICHLAND COUNTY FOUNDATION GRANT CENTRAL PRID):	0.00	0.00	0.00	0.00	0.00	0.00

*** NOTE!! ONLY ACTIVE ACCOUNTS HAVE BEEN SELECTED, TOTALS MAY EXCLUDE AMOUNTS THAT ARE RELATED TO INACTIVE ACCOUNTS. ***

LEXINGTON LOCAL SCHOOLS
 Revenue Account Summary
 SORTED BY FUND-SCC

	FYTD Receivable	FYTD Actual Receipts	MTD Actual Receipts	YTD Actual Receipts	FYTD Balance Receivable	FYTD Percent Received
*****TOTAL FOR FUND-SCC 019 9303 (OHIO POWER GRANT (BERRY)):	300.00	300.00	0.00	0.00	0.00	100.00
*****TOTAL FOR FUND-SCC 019 9616 (WALMART TEACHER OF THE YEAR-DANIELLE SAVAGE):	0.00	0.00	0.00	0.00	0.00	0.00
*****TOTAL FOR FUND-SCC 022 9601 (OHSAA TOURNAMENT AGENCY FUND):	60,000.00	10,758.11	3,704.00	6,177.00	49,241.89	17.93
*****TOTAL FOR FUND-SCC 024 0000 (EMPLOYEE BENEFITS FUND FOR MEDICAL/DENTAL):	3,301,500.00	2,093,226.30	308,222.78	616,453.99	1,200,273.70	63.40
*****TOTAL FOR FUND-SCC 200 9011 (CLASS OF 2011):	0.00	0.00	0.00	0.00	0.00	0.00
*****TOTAL FOR FUND-SCC 200 9012 (CLASS OF 2012):	0.00	0.00	0.00	0.00	0.00	0.00
*****TOTAL FOR FUND-SCC 200 9101 (HIGH SCHOOL ART CLUB):	0.00	0.00	0.00	0.00	0.00	0.00
*****TOTAL FOR FUND-SCC 200 9102 (HIGH SCHOOL DRAMA CLUB):	6,000.00	3,702.00	0.00	0.00	2,298.00	61.70
*****TOTAL FOR FUND-SCC 200 9103 (HIGH SCHOOL MATH CLUB):	100.00	100.00	0.00	0.00	0.00	100.00
*****TOTAL FOR FUND-SCC 200 9104 (HIGH SCHOOL LEADERSHIP COUNCIL):	0.00	0.00	0.00	0.00	0.00	0.00

*** NOTE!! ONLY ACTIVE ACCOUNTS HAVE BEEN SELECTED, TOTALS MAY EXCLUDE AMOUNTS THAT ARE RELATED TO INACTIVE ACCOUNTS. ***

LEXINGTON LOCAL SCHOOLS
 Revenue Account Summary
 SORTED BY FUND-SCC

	FYTD Receivable	FYTD Actual Receipts	MTD Actual Receipts	YTD Actual Receipts	FYTD Balance Receivable	FYTD Percent Received
*****TOTAL FOR FUND-SCC 200 9105 (HIGH SCHOOL FRENCH CLUB):	0.00	298.00	0.00	0.00	298.00-	0.00
*****TOTAL FOR FUND-SCC 200 9107 (HIGH SCHOOL SPANISH CLUB):	1,265.00	505.00	0.00	10.00	760.00	39.92
*****TOTAL FOR FUND-SCC 200 9108 (HIGH SCHOOL LED CLUB):	3,000.00	1,515.79	22.24	22.24	1,484.21	50.53
*****TOTAL FOR FUND-SCC 200 9114 (HIGH SCHOOL STUDENT COUNCIL FUND):	2,500.00	1,104.50	564.50	564.50	1,395.50	44.18
*****TOTAL FOR FUND-SCC 200 9115 (HIGH SCHOOL KEY CLUB):	2,000.00	1,192.00	0.00	0.00	808.00	59.60
*****TOTAL FOR FUND-SCC 200 9116 (HIGH SCHOOL CHESS CLUB):	50.00	0.00	0.00	0.00	50.00	0.00
*****TOTAL FOR FUND-SCC 200 9119 (HIGH SCHOOL YEARBOOK FUND):	18,500.00	7,495.00	0.00	0.00	11,005.00	40.51
*****TOTAL FOR FUND-SCC 200 9120 (HIGH SCHOOL JOURNALISM FUND):	0.00	351.30	0.00	65.05	351.30-	0.00
*****TOTAL FOR FUND-SCC 200 9121 (HIGH SCHOOL NATIONAL HONOR SOCIETY):	0.00	2,638.25	0.00	0.00	2,638.25-	0.00
*****TOTAL FOR FUND-SCC 200 9160 (HIGH SCHOOL GERMAN CLUB):	0.00	0.00	0.00	0.00	0.00	0.00

*** NOTE!! ONLY ACTIVE ACCOUNTS HAVE BEEN SELECTED, TOTALS MAY EXCLUDE AMOUNTS THAT ARE RELATED TO INACTIVE ACCOUNTS. ***

LEXINGTON LOCAL SCHOOLS
 Revenue Account Summary
 SORTED BY FUND-SCC

	FYTD Receivable	FYTD Actual Receipts	MTD Actual Receipts	YTD Actual Receipts	FYTD Balance Receivable	FYTD Percent Received
*****TOTAL FOR FUND-SCC 200 9201 (JUNIOR HIGH ART CLUB):	0.00	0.00	0.00	0.00	0.00	0.00
*****TOTAL FOR FUND-SCC 200 9204 (JUNIOR HIGH STUDENT COUNCIL FUND):	650.00	666.70	227.55	227.55	16.70	102.57
*****TOTAL FOR FUND-SCC 200 9205 (JUNIOR HIGH LIBRARY CLUB):	0.00	0.00	0.00	0.00	0.00	0.00
*****TOTAL FOR FUND-SCC 200 9301 (EASTERN ELEMENTARY STUDENT ACTIVITY FUND):	600.00	0.00	0.00	0.00	600.00	0.00
*****TOTAL FOR FUND-SCC 200 9401 (CENTRAL ELEMENTARY STUDENT ACTIVITY FUND):	0.00	0.00	0.00	0.00	0.00	0.00
*****TOTAL FOR FUND-SCC 200 9611 (HIGH SCHOOL INFORMED TEENS FUND):	200.00	110.00	0.00	0.00	90.00	55.00
*****TOTAL FOR FUND-SCC 200 9612 (JUNIOR HIGH INFORMED TEENS FUND):	600.00	221.65	0.00	0.00	378.35	36.94
*****TOTAL FOR FUND-SCC 300 9106 (HIGH SCHOOL INTRAMURALS):	0.00	0.00	0.00	0.00	0.00	0.00
*****TOTAL FOR FUND-SCC 300 9115 (JAZZ BAND):	2,300.00	0.00	0.00	0.00	2,300.00	0.00
*****TOTAL FOR FUND-SCC 300 9116 (CHOIR):	1,300.00	1,151.54	0.00	0.00	2,451.54	88.58

*** NOTE!! ONLY ACTIVE ACCOUNTS HAVE BEEN SELECTED, TOTALS MAY EXCLUDE AMOUNTS THAT ARE RELATED TO INACTIVE ACCOUNTS. ***

LEXINGTON LOCAL SCHOOLS
 Revenue Account Summary
 SORTED BY FUND-SCC

	FYTD Receivable	FYTD Actual Receipts	MTD Actual Receipts	YTD Actual Receipts	FYTD Balance Receivable	FYTD Percent Received
*****TOTAL FOR FUND-SCC 300 9206 (JUNIOR HIGH PHYS ED DEPARTMENT FUND):	3,300.00	2,088.00	381.00	681.00	1,212.00	63.27
*****TOTAL FOR FUND-SCC 300 9210 (JR HIGH INSTRUMENTAL):	0.00	0.00	0.00	0.00	0.00	0.00
*****TOTAL FOR FUND-SCC 300 9600 (ATHLETIC FUND):	195,000.00	170,597.11	10,301.00	21,853.00	24,402.89	87.49
*****TOTAL FOR FUND-SCC 300 9601 (ATHLETIC TOURNAMENT FUND):	0.00	0.00	0.00	0.00	0.00	0.00
*****TOTAL FOR FUND-SCC 300 9602 (ORCHESTRA):	0.00	0.00	0.00	0.00	0.00	0.00
*****TOTAL FOR FUND-SCC 300 9603 (ELEMENTARY MUSIC):	0.00	0.00	0.00	0.00	0.00	0.00
*****TOTAL FOR FUND-SCC 300 9605 (BAND):	0.00	0.00	0.00	0.00	0.00	0.00
*****TOTAL FOR FUND-SCC 451 9013 (NETWORK CONNECTIVITY - FY 2013):	0.00	0.00	0.00	0.00	0.00	0.00
*****TOTAL FOR FUND-SCC 504 9011 (EDUCATION JOBS):	0.00	0.00	0.00	0.00	0.00	0.00
*****TOTAL FOR FUND-SCC 506 9011 (RACE TO THE TOP GRANT FY11):	0.00	0.00	0.00	0.00	0.00	0.00

*** NOTE!! ONLY ACTIVE ACCOUNTS HAVE BEEN SELECTED, TOTALS MAY EXCLUDE AMOUNTS THAT ARE RELATED TO INACTIVE ACCOUNTS. ***

LEXINGTON LOCAL SCHOOLS
 Revenue Account Summary
 SORTED BY FUND-SCC

	FYTD Receivable	FYTD Actual Receipts	MTD Actual Receipts	YTD Actual Receipts	FYTD Balance Receivable	FYTD Percent Received
*****TOTAL FOR FUND-SCC 506 9012 (RACE TO THE TOP GRANT FY12):	0.00	0.00	0.00	0.00	0.00	0.00
*****TOTAL FOR FUND-SCC 506 9013 (RACE TO THE TOP GRANT FY13):	0.00	6,077.89-	0.00	0.00	6,077.89	0.00
*****TOTAL FOR FUND-SCC 506 9014 (RACE TO THE TOP GRANT FY14):	41,490.24	17,605.84	0.00	4,794.97	23,884.40	42.43
*****TOTAL FOR FUND-SCC 506 9912 (MY VOICE OHIO GRANT FY12):	0.00	0.00	0.00	0.00	0.00	0.00
*****TOTAL FOR FUND-SCC 506 9913 (OHIO RESIDENT EDUCATOR PROGRAM):	0.00	0.00	0.00	0.00	0.00	0.00
*****TOTAL FOR FUND-SCC 516 9012 (TITLE VI-B IDEA FED GRANT FY 2012):	0.00	0.00	0.00	0.00	0.00	0.00
*****TOTAL FOR FUND-SCC 516 9013 (IDEA-B SPECIAL EDUCATION FY13):	40,822.60	13,469.59	0.00	0.00	27,353.01	33.00
*****TOTAL FOR FUND-SCC 516 9014 (IDEA-B SPECIAL EDUCATION FY14):	409,645.92	166,032.65	5,800.00	47,648.18	243,613.27	40.53
*****TOTAL FOR FUND-SCC 533 9012 (TITLE II-D TECHNOLOGY FY12):	0.00	0.00	0.00	0.00	0.00	0.00
*****TOTAL FOR FUND-SCC 551 9013 (TITLE III LEP FY13):	0.00	0.00	0.00	0.00	0.00	0.00

*** NOTE!! ONLY ACTIVE ACCOUNTS HAVE BEEN SELECTED, TOTALS MAY EXCLUDE AMOUNTS THAT ARE RELATED TO INACTIVE ACCOUNTS. ***

LEXINGTON LOCAL SCHOOLS
 Revenue Account Summary
 SORTED BY FUND-SCC

	FYTD Receiveable	FYTD Actual Receipts	MTD Actual Receipts	YTD Actual Receipts	FYTD Balance Receiveable	FYTD Percent Received
*****TOTAL FOR FUND-SCC 572 9012 (TITLE I TARGETED ASSISTANCE FY12):	0.00	0.00	0.00	0.00	0.00	0.00
*****TOTAL FOR FUND-SCC 572 9013 (TITLE I TARGETED ASSISTANCE FY13):	103,718.60	20,271.03	0.00	0.00	83,447.57	19.54
*****TOTAL FOR FUND-SCC 572 9014 (TITLE I FY14):	249,283.52	128,448.26	21,848.71	46,483.37	120,835.26	51.53
*****TOTAL FOR FUND-SCC 590 9012 (TITLE II-A IMPROVING TEACHER QUALITY FY12):	0.00	0.00	0.00	0.00	0.00	0.00
*****TOTAL FOR FUND-SCC 590 9013 (TITLE II-A IMPROVING TEACHER QUALITY FY13):	0.00	0.00	0.00	0.00	0.00	0.00
*****TOTAL FOR FUND-SCC 590 9014 (TITLE II-A IMPROVING TEACHER QUALITY FY14):	44,268.64	32,072.99	5,428.01	9,561.33	12,195.65	72.45
*****TOTAL FOR FUND-SCC 599 9013 (NATIONAL SCHOOL LUNCH EXPANSION GRANT FY13):	7,000.00	7,000.00	0.00	0.00	0.00	100.00
*****GRAND TOTALS:	28,519,248.78	17,452,747.17	2,729,989.36	4,015,773.25	11,066,501.61	61.20

*** NOTE!! ONLY ACTIVE ACCOUNTS HAVE BEEN SELECTED, TOTALS MAY EXCLUDE AMOUNTS THAT ARE RELATED TO INACTIVE ACCOUNTS. ***

Date: 03/04/14
 Time: 2:20 pm

LEXINGTON LOCAL SCHOOLS
 Appropriation Account Summary
 SORTED BY FUND-SCC

Page: 1
 (APPSUM)

FYTD Appropriated	Prior FY Carryover Encumbrances	FYTD Expendable	FYTD Actual Expenditures	MTD Actual Expenditures	Current Encumbrances	FYTD Unencumbered Balance	FYTD Percent Exp/Enc
*****TOTAL FOR FUND-SCC 001 0000 (GENERAL FUND):							
21,230,983.00	143,681.58	21,374,664.58	13,117,998.00	1,672,998.48	1,158,459.73	7,098,206.85	66.79
*****TOTAL FOR FUND-SCC 001 9412 (GENERAL BUDGET RESERVE SET-ASIDE-1%/BMC):							
0.00	0.00	0.00	0.00	0.00	0.00	0.00	0.00
*****TOTAL FOR FUND-SCC 001 9800 (FINGERPRINT PAYMENT CLEARING ACCOUNT):							
0.00	0.00	0.00	0.00	0.00	0.00	0.00	0.00
*****TOTAL FOR FUND-SCC 002 0000 (BOND RETIREMENT FUND):							
0.00	0.00	0.00	0.00	0.00	0.00	0.00	0.00
*****TOTAL FOR FUND-SCC 003 0000 (PERMANENT IMPROVEMENT FUND):							
680,000.00	36,513.78	716,513.78	590,435.54	3,576.00	25,029.06	101,049.18	85.90
*****TOTAL FOR FUND-SCC 006 0000 (FOOD SERVICE FUND):							
870,000.00	0.00	870,000.00	590,742.37	72,805.07	132,466.63	146,791.00	83.13
*****TOTAL FOR FUND-SCC 007 9003 (FRAN & WARREN RUPP SCHOLARSHIP):							
0.00	0.00	0.00	0.00	0.00	0.00	0.00	0.00
*****TOTAL FOR FUND-SCC 007 9800 (TERRY McCAMMON SCHOLARSHIP FUND):							
2,000.00	0.00	2,000.00	0.00	0.00	0.00	2,000.00	0.00
*****TOTAL FOR FUND-SCC 007 9801 (MINUTEMAN ALUMNI SCHOLARSHIP FUND):							
1,000.00	0.00	1,000.00	0.00	0.00	0.00	1,000.00	0.00
*****TOTAL FOR FUND-SCC 007 9999 (LEXINGTON SCHOOLS TRUST FUND):							
0.00	0.00	0.00	0.00	0.00	0.00	0.00	0.00

*** NOTE!! ONLY ACTIVE ACCOUNTS HAVE BEEN SELECTED, TOTALS MAY EXCLUDE AMOUNTS THAT ARE RELATED TO INACTIVE ACCOUNTS. ***

LEXINGTON LOCAL SCHOOLS
 Appropriation Account Summary
 SORTED BY FUND-SCC

FYTD Appropriated	Prior FY Carryover Encumbrances	FYTD Expendable	FYTD Actual Expenditures	MTD Actual Expenditures	Current Encumbrances	FYTD Unencumbered Balance	FYTD Percent Exp/Enc
*****TOTAL FOR FUND-SCC 018 9003 (HIGH SCHOOL MARCHING BAND FUND):							
0.00	0.00	0.00	0.00	0.00	0.00	0.00	0.00
*****TOTAL FOR FUND-SCC 018 9100 (HIGH SCHOOL PRINCIPAL'S FUND):							
7,000.00	267.59	7,267.59	4,094.47	2,864.77	564.84	2,608.28	64.11
*****TOTAL FOR FUND-SCC 018 9200 (JUNIOR HIGH PRINCIPAL'S FUND):							
6,000.00	139.31	6,139.31	1,706.56	141.20	365.64	4,067.11	33.75
*****TOTAL FOR FUND-SCC 018 9300 (EASTERN PRINCIPAL'S FUND):							
12,000.00	0.00	12,000.00	2,945.33	359.44	1,066.42	7,988.25	33.43
*****TOTAL FOR FUND-SCC 018 9301 (EASTERN ELEMENTARY BOOKFAIR/BOXTOPS FUND):							
6,575.00	0.00	6,575.00	0.00	0.00	4,000.00	2,575.00	60.84
*****TOTAL FOR FUND-SCC 018 9400 (CENTRAL PRINCIPAL'S FUND):							
7,000.00	160.00	7,160.00	1,748.75	1,176.27	1,821.40	3,589.85	49.86
*****TOTAL FOR FUND-SCC 018 9401 (CENTRAL ELEMENTARY BOOKFAIR FUND):							
5,000.00	0.00	5,000.00	3,834.17	1,048.67	0.00	1,165.83	76.68
*****TOTAL FOR FUND-SCC 018 9500 (WESTERN PRINCIPAL'S FUND):							
8,000.00	0.00	8,000.00	3,421.13	100.01	1,389.99	3,188.88	60.14
*****TOTAL FOR FUND-SCC 018 9501 (WESTERN ELEMENTARY BOOKFAIR/BOXTOPS FUND):							
5,000.00	0.00	5,000.00	4,791.11	0.00	0.00	208.89	95.82
*****TOTAL FOR FUND-SCC 018 9502 (HIGH SCHOOL ACADEMIC BOOSTERS FUND):							
52.46	94.11	146.57	0.00	0.00	146.57	0.00	100.00

*** NOTE!! ONLY ACTIVE ACCOUNTS HAVE BEEN SELECTED, TOTALS MAY EXCLUDE AMOUNTS THAT ARE RELATED TO INACTIVE ACCOUNTS. ***

LEXINGTON LOCAL SCHOOLS
 Appropriation Account Summary
 SORTED BY FUND-SCC

FYTD Appropriated	Prior FY Carryover Encumbrances	FYTD Expendable	FYTD Actual Expenditures	MTD Actual Expenditures	Current Encumbrances	FYTD Unencumbered Balance	FYTD Percent Exp/Enc
*****TOTAL FOR FUND-SCC 018 9901 (JUNIOR HIGH TEACHER ADVISORY FUND):							
109.25	0.00	109.25	0.00	0.00	0.00	109.25	0.00
*****TOTAL FOR FUND-SCC 019 9001 (ACADEMIC BOOSTERS GRANTS):							
2,335.25	360.00	2,695.25	2,210.42	0.00	0.00	484.83	82.01
*****TOTAL FOR FUND-SCC 019 9100 (RICHLAND FOUNDATION GRANT-J.CHAMBERS(EASTERN)):							
0.00	0.00	0.00	0.00	0.00	0.00	0.00	0.00
*****TOTAL FOR FUND-SCC 019 9101 (RICHLAND FOUNDATION GRANT-D.LANTZ (EASTERN)):							
0.00	0.00	0.00	0.00	0.00	0.00	0.00	0.00
*****TOTAL FOR FUND-SCC 019 9102 (RICHLAND FOUNDATION GRANT-E.FINLEY (CENTRAL)):							
0.00	0.00	0.00	0.00	0.00	0.00	0.00	0.00
*****TOTAL FOR FUND-SCC 019 9103 (WALMART CHARACTER ED MUSIC GRANT - EASTERN):							
0.00	0.00	0.00	0.00	0.00	0.00	0.00	0.00
*****TOTAL FOR FUND-SCC 019 9121 (CENTRAL ELEMENTARY PTO GRANTS):							
5,278.46	0.00	5,278.46	3,411.15	420.36	0.00	1,867.31	64.62
*****TOTAL FOR FUND-SCC 019 9122 (EASTERN ELEMENTARY PTO GRANTS):							
5,335.51	0.00	5,335.51	671.75	0.00	0.00	4,663.76	12.59
*****TOTAL FOR FUND-SCC 019 9123 (WESTERN ELEMENTARY PTO GRANTS):							
6,318.65	0.00	6,318.65	2,300.00	0.00	0.00	4,018.65	36.40
*****TOTAL FOR FUND-SCC 019 9200 (RICHLAND COUNTY FOUNDATION GRANT PLAYGROUND):							
4,932.00	0.00	4,932.00	0.00	0.00	0.00	4,932.00	0.00

*** NOTE!! ONLY ACTIVE ACCOUNTS HAVE BEEN SELECTED, TOTALS MAY EXCLUDE AMOUNTS THAT ARE RELATED TO INACTIVE ACCOUNTS. ***

LEXINGTON LOCAL SCHOOLS
 Appropriation Account Summary
 SORTED BY FUND-SCC

FYTD Appropriated	Prior FY Carryover Encumbrances	FYTD Expendable	FYTD Actual Expenditures	MTD Actual Expenditures	Current Encumbrances	FYTD Unencumbered Balance	FYTD Percent Exp/Enc
*****TOTAL FOR FUND-SCC 019 9201 (RICHLAND COUNTY FOUNDATION GRANT CENTRAL PRID):							
0.00	0.00	0.00	0.00	0.00	0.00	0.00	0.00
*****TOTAL FOR FUND-SCC 019 9303 (OHIO POWER GRANT (BERRY)):							
300.00	0.00	300.00	295.00	0.00	0.00	5.00	98.33
*****TOTAL FOR FUND-SCC 019 9616 (WALMART TEACHER OF THE YEAR-DANIELLE SAVAGE):							
88.60	0.00	88.60	87.77	0.00	0.00	0.83	99.06
*****TOTAL FOR FUND-SCC 022 9601 (OHSAA TOURNAMENT AGENCY FUND):							
60,000.00	0.00	60,000.00	8,333.01	3,611.90	9,084.10	42,582.89	29.03
*****TOTAL FOR FUND-SCC 024 0000 (EMPLOYEE BENEFITS FUND FOR MEDICAL/DENTAL):							
3,400,000.00	0.00	3,400,000.00	1,857,926.29	117,822.54	11,000.00	1,531,073.71	54.97
*****TOTAL FOR FUND-SCC 200 9011 (CLASS OF 2011):							
0.00	0.00	0.00	0.00	0.00	0.00	0.00	0.00
*****TOTAL FOR FUND-SCC 200 9012 (CLASS OF 2012):							
0.00	0.00	0.00	0.00	0.00	0.00	0.00	0.00
*****TOTAL FOR FUND-SCC 200 9101 (HIGH SCHOOL ART CLUB):							
93.76	0.00	93.76	0.00	0.00	0.00	93.76	0.00
*****TOTAL FOR FUND-SCC 200 9102 (HIGH SCHOOL DRAMA CLUB):							
13,500.00	0.00	13,500.00	3,290.89	400.00-	930.43	9,278.68	31.27
*****TOTAL FOR FUND-SCC 200 9103 (HIGH SCHOOL MATH CLUB):							
142.70	0.00	142.70	90.00	0.00	0.00	52.70	63.07

*** NOTE!! ONLY ACTIVE ACCOUNTS HAVE BEEN SELECTED, TOTALS MAY EXCLUDE AMOUNTS THAT ARE RELATED TO INACTIVE ACCOUNTS. ***

LEXINGTON LOCAL SCHOOLS
 Appropriation Account Summary
 SORTED BY FUND-SCC

FYTD Appropriated	Prior FY Carryover Encumbrances	FYTD Expendable	FYTD Actual Expenditures	MTD Actual Expenditures	Current Encumbrances	FYTD Unencumbered Balance	FYTD Percent Exp/Enc
*****TOTAL FOR FUND-SCC 200 9104 (HIGH SCHOOL LEADERSHIP COUNCIL):							
200.00	0.00	200.00	0.00	0.00	0.00	200.00	0.00
*****TOTAL FOR FUND-SCC 200 9105 (HIGH SCHOOL FRENCH CLUB):							
59.85	0.00	59.85	0.00	0.00	235.78	175.93-	393.95
*****TOTAL FOR FUND-SCC 200 9107 (HIGH SCHOOL SPANISH CLUB):							
1,500.00	130.94	1,630.94	702.05	0.00	37.50	891.39	45.35
*****TOTAL FOR FUND-SCC 200 9108 (HIGH SCHOOL LEO CLUB):							
2,751.00	450.00	3,201.00	1,448.64	0.00	582.86	1,169.50	63.46
*****TOTAL FOR FUND-SCC 200 9114 (HIGH SCHOOL STUDENT COUNCIL FUND):							
3,200.00	258.40	3,458.40	428.05	122.01	639.45	2,390.90	30.87
*****TOTAL FOR FUND-SCC 200 9115 (HIGH SCHOOL KEY CLUB):							
2,500.00	0.00	2,500.00	829.48	302.75	0.00	1,670.52	33.18
*****TOTAL FOR FUND-SCC 200 9116 (HIGH SCHOOL CHESS CLUB):							
50.00	0.00	50.00	0.00	0.00	0.00	50.00	0.00
*****TOTAL FOR FUND-SCC 200 9119 (HIGH SCHOOL YEARBOOK FUND):							
41,677.00	0.00	41,677.00	9,748.58	0.00	6,341.42	25,587.00	38.61
*****TOTAL FOR FUND-SCC 200 9120 (HIGH SCHOOL JOURNALISM FUND):							
622.59	0.00	622.59	0.00	0.00	0.00	622.59	0.00
*****TOTAL FOR FUND-SCC 200 9121 (HIGH SCHOOL NATIONAL HONOR SOCIETY):							
1,000.00	0.00	1,000.00	1,657.99	0.00	1,404.00	2,061.99-	306.20

*** NOTE!! ONLY ACTIVE ACCOUNTS HAVE BEEN SELECTED, TOTALS MAY EXCLUDE AMOUNTS THAT ARE RELATED TO INACTIVE ACCOUNTS. ***

LEXINGTON LOCAL SCHOOLS
 Appropriation Account Summary
 SORTED BY FUND-SCC

FYTD Appropriated	Prior FY Carryover Encumbrances	FYTD Expendable	FYTD Actual Expenditures	MTD Actual Expenditures	Current Encumbrances	FYTD Unencumbered Balance	FYTD Percent Exp/Enc
*****TOTAL FOR FUND-SCC 200 9160 (HIGH SCHOOL GERMAN CLUB):							
123.22	0.00	123.22	45.00	0.00	78.22	0.00	100.00
*****TOTAL FOR FUND-SCC 200 9201 (JUNIOR HIGH ART CLUB):							
3.13	0.00	3.13	3.13	0.00	0.00	0.00	100.00
*****TOTAL FOR FUND-SCC 200 9204 (JUNIOR HIGH STUDENT COUNCIL FUND):							
967.00	0.00	967.00	0.00	0.00	0.00	967.00	0.00
*****TOTAL FOR FUND-SCC 200 9205 (JUNIOR HIGH LIBRARY CLUB):							
77.65	0.00	77.65	0.00	0.00	0.00	77.65	0.00
*****TOTAL FOR FUND-SCC 200 9301 (EASTERN ELEMENTARY STUDENT ACTIVITY FUND):							
586.00	0.00	586.00	0.00	0.00	0.00	586.00	0.00
*****TOTAL FOR FUND-SCC 200 9401 (CENTRAL ELEMENTARY STUDENT ACTIVITY FUND):							
382.69	0.00	382.69	0.00	0.00	0.00	382.69	0.00
*****TOTAL FOR FUND-SCC 200 9611 (HIGH SCHOOL INFORMED TEENS FUND):							
250.00	0.00	250.00	0.00	0.00	0.00	250.00	0.00
*****TOTAL FOR FUND-SCC 200 9612 (JUNIOR HIGH INFORMED TEENS FUND):							
300.00	0.00	300.00	0.00	0.00	275.00	25.00	91.67
*****TOTAL FOR FUND-SCC 300 9106 (HIGH SCHOOL INTRAMURALS):							
0.00	0.00	0.00	0.00	0.00	0.00	0.00	0.00
*****TOTAL FOR FUND-SCC 300 9115 (JAZZ BAND):							
1,914.00	0.00	1,914.00	417.73	0.00	191.66	1,304.61	31.84

*** NOTE!! ONLY ACTIVE ACCOUNTS HAVE BEEN SELECTED, TOTALS MAY EXCLUDE AMOUNTS THAT ARE RELATED TO INACTIVE ACCOUNTS. ***

LEXINGTON LOCAL SCHOOLS
 Appropriation Account Summary
 SORTED BY FUND-SCC

FYTD Appropriated	Prior FY Carryover Encumbrances	FYTD Expendable	FYTD Actual Expenditures	MTD Actual Expenditures	Current Encumbrances	FYTD Unencumbered Balance	FYTD Percent Exp/Enc
*****TOTAL FOR FUND-SCC 300 9116 (CHOIR):							
2,549.00	225.00	2,774.00	811.98	0.00	0.00	1,962.02	29.27
*****TOTAL FOR FUND-SCC 300 9206 (JUNIOR HIGH PHYS ED DEPARTMENT FUND):							
4,000.00	0.00	4,000.00	1,433.07	96.76	2,246.68	320.25	91.99
*****TOTAL FOR FUND-SCC 300 9210 (JR HIGH INSTRUMENTAL):							
41.03	0.00	41.03	0.00	0.00	0.00	41.03	0.00
*****TOTAL FOR FUND-SCC 300 9600 (ATHLETIC FUND):							
200,000.00	6,684.48	206,684.48	172,158.56	27,930.01	35,553.08	1,027.16	100.50
*****TOTAL FOR FUND-SCC 300 9601 (ATHLETIC TOURNAMENT FUND):							
1,545.53	0.00	1,545.53	1,545.53	0.00	0.00	0.00	100.00
*****TOTAL FOR FUND-SCC 300 9602 (ORCHESTRA):							
63.22	0.00	63.22	0.00	0.00	0.00	63.22	0.00
*****TOTAL FOR FUND-SCC 300 9603 (ELEMENTARY MUSIC):							
945.67	0.00	945.67	0.00	0.00	0.00	945.67	0.00
*****TOTAL FOR FUND-SCC 300 9605 (BAND):							
232.95	0.00	232.95	0.00	0.00	0.00	232.95	0.00
*****TOTAL FOR FUND-SCC 451 9013 (NETWORK CONNECTIVITY - FY 2013):							
0.00	0.00	0.00	0.00	0.00	0.00	0.00	0.00
*****TOTAL FOR FUND-SCC 499 9101 (STATE GRANT 2001 READING IMPROV.INCENT-CENTRA):							
2,497.14	0.00	2,497.14	0.00	0.00	135.00	2,362.14	5.41

*** NOTE!! ONLY ACTIVE ACCOUNTS HAVE BEEN SELECTED, TOTALS MAY EXCLUDE AMOUNTS THAT ARE RELATED TO INACTIVE ACCOUNTS. ***

LEXINGTON LOCAL SCHOOLS
 Appropriation Account Summary
 SORTED BY FUND-SCC

FYTD Appropriated	Prior FY Carryover Encumbrances	FYTD Expendable	FYTD Actual Expenditures	MTD Actual Expenditures	Current Encumbrances	FYTD Unencumbered Balance	FYTD Percent Exp/Enc
*****TOTAL FOR FUND-SCC 504 9011 (EDUCATION JOBS):							
0.00	0.00	0.00	0.00	0.00	0.00	0.00	0.00
*****TOTAL FOR FUND-SCC 506 9011 (RACE TO THE TOP GRANT FY11):							
0.00	0.00	0.00	0.00	0.00	0.00	0.00	0.00
*****TOTAL FOR FUND-SCC 506 9012 (RACE TO THE TOP GRANT FY12):							
0.00	0.00	0.00	0.00	0.00	0.00	0.00	0.00
*****TOTAL FOR FUND-SCC 506 9013 (RACE TO THE TOP GRANT FY13):							
0.00	0.00	0.00	0.00	0.00	0.00	0.00	0.00
*****TOTAL FOR FUND-SCC 506 9014 (RACE TO THE TOP GRANT FY14):							
47,568.13	0.00	47,568.13	15,067.87	1,781.27	17,364.13	15,136.13	68.18
*****TOTAL FOR FUND-SCC 506 9912 (MY VOICE OHIO GRANT FY12):							
0.00	0.00	0.00	0.00	0.00	0.00	0.00	0.00
*****TOTAL FOR FUND-SCC 506 9913 (OHIO RESIDENT EDUCATOR PROGRAM):							
0.00	0.00	0.00	0.00	0.00	0.00	0.00	0.00
*****TOTAL FOR FUND-SCC 516 9012 (TITLE VI-B IDEA FED GRANT FY 2012):							
0.00	0.00	0.00	0.00	0.00	0.00	0.00	0.00
*****TOTAL FOR FUND-SCC 516 9013 (IDEA-B SPECIAL EDUCATION FY13):							
13,470.21	0.00	13,470.21	13,470.21	0.00	0.00	0.00	100.00
*****TOTAL FOR FUND-SCC 516 9014 (IDEA-B SPECIAL EDUCATION FY14):							
436,998.93	0.00	436,998.93	157,509.50	23,077.58	112,262.86	167,226.57	61.73

*** NOTE!! ONLY ACTIVE ACCOUNTS HAVE BEEN SELECTED, TOTALS MAY EXCLUDE AMOUNTS THAT ARE RELATED TO INACTIVE ACCOUNTS. ***

LEXINGTON LOCAL SCHOOLS
 Appropriation Account Summary
 SORTED BY FUND-SCC

FYTD Appropriated	Prior FY Carryover Encumbrances	FYTD Expendable	FYTD Actual Expenditures	MTD Actual Expenditures	Current Encumbrances	FYTD Unencumbered Balance	FYTD Percent Exp/Enc
*****TOTAL FOR FUND-SCC 533 9012 (TITLE II-D TECHNOLOGY FY12):							
0.00	0.00	0.00	0.00	0.00	0.00	0.00	0.00
*****TOTAL FOR FUND-SCC 551 9013 (TITLE III LEP FY13):							
0.00	0.00	0.00	0.00	0.00	0.00	0.00	0.00
*****TOTAL FOR FUND-SCC 572 9012 (TITLE I TARGETED ASSISTANCE FY12):							
0.00	0.00	0.00	0.00	0.00	0.00	0.00	0.00
*****TOTAL FOR FUND-SCC 572 9013 (TITLE I TARGETED ASSISTANCE FY13):							
28,378.77	0.00	28,378.77	28,378.77	0.00	0.00	0.00	100.00
*****TOTAL FOR FUND-SCC 572 9014 (TITLE I FY14):							
332,731.09	0.00	332,731.09	127,784.18	25,088.87	1,200.00	203,746.91	38.77
*****TOTAL FOR FUND-SCC 590 9012 (TITLE II-A IMPROVING TEACHER QUALITY FY12):							
0.00	0.00	0.00	0.00	0.00	0.00	0.00	0.00
*****TOTAL FOR FUND-SCC 590 9013 (TITLE II-A IMPROVING TEACHER QUALITY FY13):							
52.56	0.00	52.56	52.56	0.00	0.00	0.00	100.00
*****TOTAL FOR FUND-SCC 590 9014 (TITLE II-A IMPROVING TEACHER QUALITY FY14):							
44,268.64	0.00	44,268.64	31,975.94	5,389.26	0.00	12,292.70	72.23
*****TOTAL FOR FUND-SCC 599 9013 (NATIONAL SCHOOL LUNCH EXPANSION GRANT FY13):							
7,000.00	6,948.00	13,948.00	13,948.00	0.00	0.00	0.00	100.00
*****GRAND TOTALS:							
27,519,551.64	195,913.19	27,715,464.83	16,779,750.53	1,960,313.22	1,524,872.45	9,410,841.85	66.04

*** NOTE!! ONLY ACTIVE ACCOUNTS HAVE BEEN SELECTED, TOTALS MAY EXCLUDE AMOUNTS THAT ARE RELATED TO INACTIVE ACCOUNTS. ***