

# LEXINGTON LOCAL SCHOOLS



---

## FINANCIAL REPORT FOR THE PERIOD ENDING FEBRUARY 28, 2013

---

PREPARED BY  
CHRISTINA BENNETT, TREASURER

DATE: 03/06/2013  
TIME: 09:33

LEXINGTON LOCAL SCHOOLS  
CASH RECONCILIATION AS OF 02/28/2013

PAGE: 1  
(USAEMSED)

	SUB-TOTALS	TOTALS
	-----	-----
Gross Depository Balances:		
RICHLAND BANK SWEEP ACCT 0581	\$ 818,845.36	
RICHLAND BANK GENERAL ACCT 0580	2,960.56	
RICHLAND BANK ANTHEM SWEEP 4340	1,127,747.61	
RICHLAND BANK EE BENEFITS 3180	0.00	
RICHLAND BANK PAYROLL ACCT 9780	0.00	
RICHLAND BANK TOURNAMENT ACC8280	4,217.33	
RICHLAND BANK ATHLETIC ACCT 3280	7,798.35	
	-----	
Total Depository Balances (Gross)		\$ 1,961,569.21
Adjustments to Bank Balance:		
Cash in Transit to Bank	\$ 974.15	
Outstanding Checks	130,602.83-	
Adjustments	486.49-	
MUNICIPAL DEDUCTIONS		
	-----	
Total Adjustments to Bank Balance		130,115.17-
Investments:		
Treasury Bonds and Notes	\$ 0.00	
Certificate of Deposits	0.00	
Other Securities	0.00	
Other Investments:		
	-----	
Total Investments		0.00
Cash on Hand:		
Petty Cash:		
TREASURER'S OFFICE	\$ 100.00	
HIGH SCHOOL	50.00	
JUNIOR HIGH SCHOOL	50.00	
EASTERN, CENTRAL, WESTERN	150.00	
ATHLETIC OFFICE	150.00	
Change Cash:		
ATHLETIC CHANGE	\$ 1,550.00	
CAFETERIA CHANGE	570.00	
JUNIOR HIGH SCHOOL	300.00	
EASTERN ELEMENTARY	200.00	
CENTRAL ELEMENTARY	100.00	
Cash with Fiscal Agent	0.00	
	-----	
Total Cash on Hand		3,220.00
		-----
Total Balances		\$ 1,834,674.04
		=====
Total Fund Balance		\$ 1,834,674.04
		=====
Depository Clearance Accounts:		
RICHLAND BANK BOND/COUPON	\$ 0.00	
	-----	

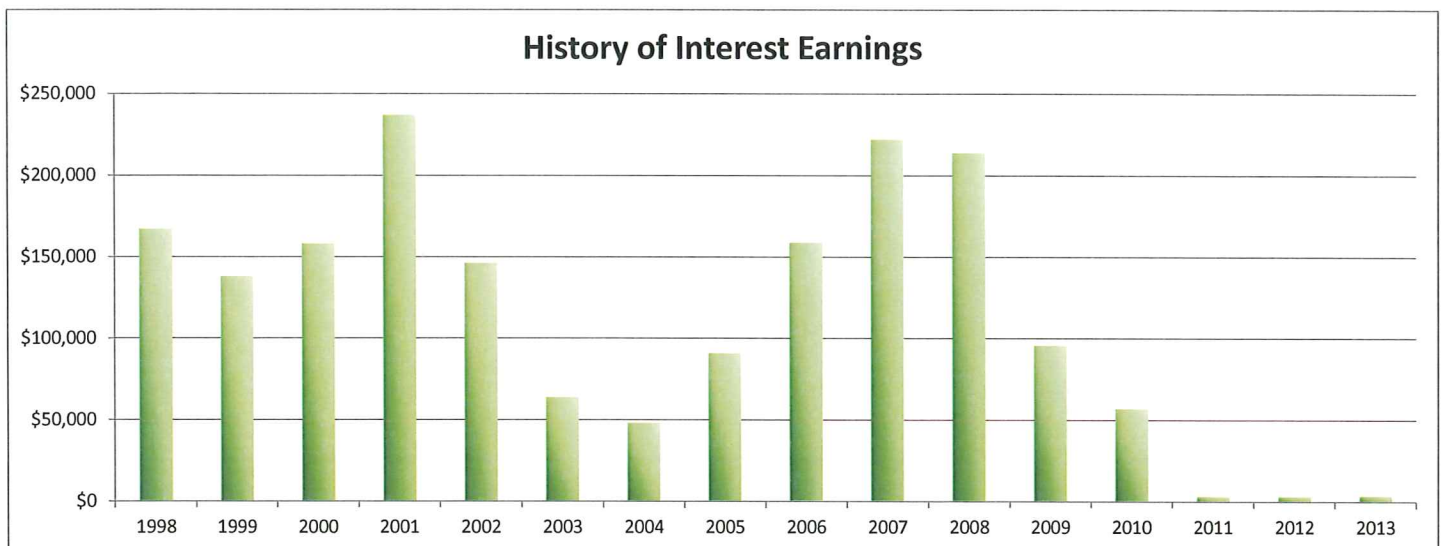
*J. Bennett*

**LEXINGTON LOCAL SCHOOLS**  
**INVESTMENT REPORT FOR THE MONTH ENDING**  
**February 28, 2013**

INTEREST EARNED:	THIS MONTH	FISCAL YEAR TO DATE
Richland Bank, General Sweep	\$104.15	\$2,488.06
Richland Bank, Anthem Sweep	\$77.51	\$1,043.77
Star Ohio	\$0.00	\$0.00
Certificates of Deposit	\$0.00	\$0.00
Bonds and other types of investments	\$0.00	\$0.00
<b>TOTAL INTEREST RECEIVED</b>	<b>\$181.66</b>	<b>\$3,531.83</b>

History of Interest Earnings	Fiscal Year	Interest Earnings
	1998	\$ 167,057.52
	1999	\$ 138,113.69
	2000	\$ 157,991.72
	2001	\$ 236,839.79
	2002	\$ 146,052.34
	2003	\$ 63,712.36
	2004	\$ 47,970.95
	2005	\$ 90,719.94
	2006	\$ 158,724.51
	2007	\$ 221,998.86
	2008	\$ 213,660.34
	2009	\$ 95,639.63
	2010	\$ 56,860.22
	2011	\$ 3,001.78
	2012	\$ 3,090.00
<b>FISCAL YTD</b>	<b>2013</b>	<b>\$3,531.83</b>

**Total Earnings \$ 1,804,965.48**



FINANCIAL SUMMARY REPORT  
Processing Month: February 2013  
LEXINGTON LOCAL SCHOOLS

Fnd	Sec	Description	Beginning Balance	MTD Revenues	FYTD Revenues	MTD Expenditures	FYTD Expenditures	Current Available Balance
001	0000	GENERAL FUND	765,245.66	1,727,476.01	13,091,074.64	1,845,577.50	13,353,470.44	502,849.86
001	9009	BUS PURCHASE-REPLACEMENT	692.17	.00	.00	.00	692.17	.00
001	9412	GENERAL BUDGET RESERVE SE	87,928.97	.00	.00	.00	.00	87,928.97
001	9800	FINGERPRINT PAYMENT CLEAR	955.74	231.00	1,783.00	236.00	1,510.00	1,228.74
002	0000	BOND RETIREMENT FUND	1,925.82	.00	.00	.00	.00	1,925.82
003	0000	PERMANENT IMPROVEMENT FUN	2,518.42	63,660.00	394,101.88	37,628.61	450,466.26	53,845.96-
006	0000	FOOD SERVICE FUND	54,255.85	95,803.51	559,076.88	105,411.44	621,097.26	7,764.53-
007	9800	TERRY McCAMMON SCHOLARSHI	11,223.04	.58	7.82	.00	.00	11,230.86
007	9801	MINUTEMAN ALUMNI SCHOLARS	1,038.26	.10	1,346.06	.00	500.00	1,884.32
007	9999	LEXINGTON SCHOOLS TRUST F	.00	.00	14,994.95	.00	8,000.00	6,994.95
018	9003	HIGH SCHOOL MARCHING BAND	58.80	.00	.00	.00	.00	58.80
018	9100	HIGH SCHOOL PRINCIPAL'S F	1,693.19	277.33	4,114.97	.00	2,775.07	3,033.09
018	9200	JUNIOR HIGH PRINCIPAL'S F	1,816.65	51.50	6,486.12	36.41	886.48	7,416.29
018	9300	EASTERN PRINCIPAL'S FUND	1,412.35	107.70	3,000.56	28.95	1,180.53	3,232.38
018	9301	EASTERN ELEMENTARY BOOKFA	1,695.00	.00	2,380.60	.00	.00	4,075.60
018	9400	CENTRAL PRINCIPAL'S FUND	7,326.69	21.94	2,525.32	483.92	864.16	8,987.85
018	9401	CENTRAL ELEMENTARY BOOKFA	363.35	10.95	4,673.56	.00	3,289.55	1,747.36
018	9500	WESTERN PRINCIPAL'S FUND	8,293.17	24.90	5,001.99	1,313.00	9,039.42	4,255.74
018	9501	WESTERN ELEMENTARY BOOKFA	1,880.79	2,130.10	5,997.23	.00	3,857.13	4,020.89
018	9502	HIGH SCHOOL ACADEMIC BOOS	2,278.33	.00	.00	.00	456.63	1,821.70
018	9901	JUNIOR HIGH TEACHER ADVIS	586.97	.00	.00	.00	.00	586.97
019	9001	ACADEMIC BOOSTERS GRANTS	2,805.00	.00	.00	.00	1,741.72	1,063.28
019	9100	RICHLAND FOUNDATION GRANT	.00	.00	580.00	.00	.00	580.00
019	9101	RICHLAND FOUNDATION GRANT	.00	.00	996.00	.00	996.00	.00
019	9102	RICHLAND FOUNDATION GRANT	.00	.00	1,000.00	.00	1,000.00	.00
019	9103	WALMART CHARACTER ED MUSI	.00	.00	500.00	.00	500.00	.00
019	9121	CENTRAL ELEMENTARY PTO GR	3,951.43	17.43	2,180.72	2,492.00	4,533.40	1,598.75
019	9122	EASTERN ELEMENTARY PTO GR	3,174.41	17.42	2,180.68	.00	3,326.07	2,029.02
019	9123	WESTERN ELEMENTARY PTO GR	6,947.44	17.43	2,180.72	.00	6,900.00	2,228.16
019	9200	RICHLAND COUNTY FOUNDATIO	4,932.00	.00	.00	.00	.00	4,932.00
019	9201	RICHLAND COUNTY FOUNDATIO	.00	600.00	600.00	.00	.00	600.00
019	9616	WALMART TEACHER OF THE YE	88.60	.00	.00	.00	.00	88.60
024	0000	EMPLOYEE BENEFITS FUND FO	1,144,442.51	561,611.33	2,101,327.13	252,562.28	2,118,022.03	1,127,747.61
200	9011	CLASS OF 2011	74.11	.00	.00	.00	.00	74.11
200	9012	CLASS OF 2012	990.00	.00	.00	.00	.00	990.00
200	9101	HIGH SCHOOL ART CLUB	93.76	.00	.00	.00	.00	93.76
200	9102	HIGH SCHOOL DRAMA CLUB	13,445.21	.00	2,814.00	.00	1,520.82	14,738.39
200	9103	HIGH SCHOOL MATH CLUB	135.70	.00	.00	.00	93.00	42.70
200	9104	HIGH SCHOOL LEADERSHIP CO	846.14	.00	.00	.00	.00	846.14
200	9105	HIGH SCHOOL FRENCH CLUB	167.54	.00	.00	.00	107.69	59.85
200	9107	HIGH SCHOOL SPANISH CLUB	722.01	.00	1,265.00	.00	1,578.06	408.95
200	9108	HIGH SCHOOL LEO CLUB	1,431.44	150.00	1,115.29	535.00	1,547.55	999.18
200	9112	HIGH SCHOOL ELECTRONICS C	459.99	.00	.00	.00	459.99	.00
200	9114	HIGH SCHOOL STUDENT COUNC	1,945.97	145.00	2,490.00	150.55	2,419.80	2,016.17
200	9115	HIGH SCHOOL KEY CLUB	1,704.92	1,625.00-	862.00	676.00	1,223.00	1,343.92
200	9116	HIGH SCHOOL CHESS CLUB	.00	.00	50.00	.00	20.00	30.00

## FINANCIAL SUMMARY REPORT

Processing Month: February 2013

LEXINGTON LOCAL SCHOOLS

Fnd	Scc	Description	Beginning Balance	MTD Revenues	FYTD Revenues	MTD Expenditures	FYTD Expenditures	Current Available Balance
200	9119	HIGH SCHOOL YEARBOOK FUND	45,244.77	1,755.00	12,760.00	.00	18,359.21	39,645.56
200	9120	HIGH SCHOOL JOURNALISM FU	622.59	.00	.00	.00	.00	622.59
200	9121	HIGH SCHOOL NATIONAL HOND	1,942.40	.00	.00	.00	408.16	1,534.24
200	9160	HIGH SCHOOL GERMAN CLUB	123.22	.00	.00	.00	.00	123.22
200	9201	JUNIOR HIGH ART CLUB	9.13	.00	.00	.00	6.00	3.13
200	9204	JUNIOR HIGH STUDENT COUNC	918.54	.00	502.90	.00	.00	1,421.44
200	9205	JUNIOR HIGH LIBRARY CLUB	77.65	.00	.00	.00	.00	77.65
200	9301	EASTERN ELEMENTARY STUDEN	165.56	593.85	593.85	.00	.00	759.41
200	9401	CENTRAL ELEMENTARY STUDEN	526.36	.00	.00	.00	.00	526.36
200	9611	HIGH SCHOOL INFORMED TEEN	442.63	.00	118.00	.00	200.00	360.63
200	9612	JUNIOR HIGH INFORMED TEEN	.00	541.80	541.80	225.00	225.00	316.80
300	9106	HIGH SCHOOL INTRAMURALS	89.31	.00	.00	.00	.00	89.31
300	9115	JAZZ BAND	676.54	1,880.00	2,130.00	291.66	1,657.66	1,148.88
300	9116	CHOIR	3,897.23	.00	1,198.97	.00	658.29	4,437.91
300	9206	JUNIOR HIGH PHYS ED DEPAR	1,336.06	140.00	1,784.00	105.04	2,419.36	700.70
300	9210	JR HIGH INSTRUMENTAL	41.03	.00	.00	.00	.00	41.03
300	9600	ATHLETIC FUND	33,128.83	10,824.00	159,194.78	20,489.89	160,086.56	32,237.05
300	9601	ATHLETIC TOURNAMENT FUND	1,316.70	3,239.00	11,949.00	1,785.00	10,698.37	2,567.33
300	9602	ORCHESTRA	63.22	.00	.00	.00	.00	63.22
300	9603	ELEMENTARY MUSIC	945.67	.00	.00	.00	.00	945.67
300	9604	WINTER GUARD	62.44	.00	.00	.00	.00	62.44
300	9605	BAND	326.13	.00	.00	.00	52.98	273.15
451	9013	NETWORK CONNECTIVITY - FY	.00	.00	4,500.00	.00	.00	4,500.00
499	9101	STATE GRANT 2001 READING	4,234.92	.00	.00	.00	1,737.78	2,497.14
506	9012	RACE TO THE TOP GRANT FY1	955.81	4,130.17-	756.81-	.00	199.00	.00
506	9013	RACE TO THE TOP GRANT FY1	.00	4,130.17	14,918.09	1,844.12	13,932.97	985.12
506	9912	MY VOICE OHIO GRANT FY12	.00	.00	3,875.00	.00	3,875.00	.00
506	9913	OHIO RESIDENT EDUCATOR PR	.00	.00	350.00	.00	350.00	.00
516	9013	IDEA-B SPECIAL EDUCATION	.00	4,500.00	175,480.38	29,404.11	186,299.16	10,818.78-
572	9012	TITLE I TARGETED ASSISTAN	7,326.91	.00	20,324.17	.00	27,651.08	.00
572	9013	TITLE I TARGETED ASSISTAN	.00	15,441.62	119,713.33	23,604.19	122,439.19	2,725.86-
590	9012	TITLE II-A IMPROVING TEAC	4,819.62	.00	2,076.42	.00	6,896.04	.00
590	9013	TITLE II-A IMPROVING TEAC	.00	3,300.03	30,093.60	6,584.51	31,995.19	1,901.59-
Grand Total All Funds			2,250,840.67	2,492,944.53	16778,054.60	2,331,465.18	17194,221.23	1834,674.04
Total Invested Funds			.00					

DATE: 03/06/2013  
TIME: 09:36:57OHIO DEPARTMENT OF EDUCATION - OFFICE OF SCHOOL MANAGEMENT ASSISTANCE  
ANNUAL SPENDING PLAN (CURRENT OPERATION - GENERAL FUND ONLY - O.R.C. 5705.391)

PAGE: 1

SCHOOL DISTRICT: LEXINGTON LOCAL SCHOOLS

IRN #: 049437

COUNTY: RICHLAND

FISCAL YEAR: 2013 MONTH: 02

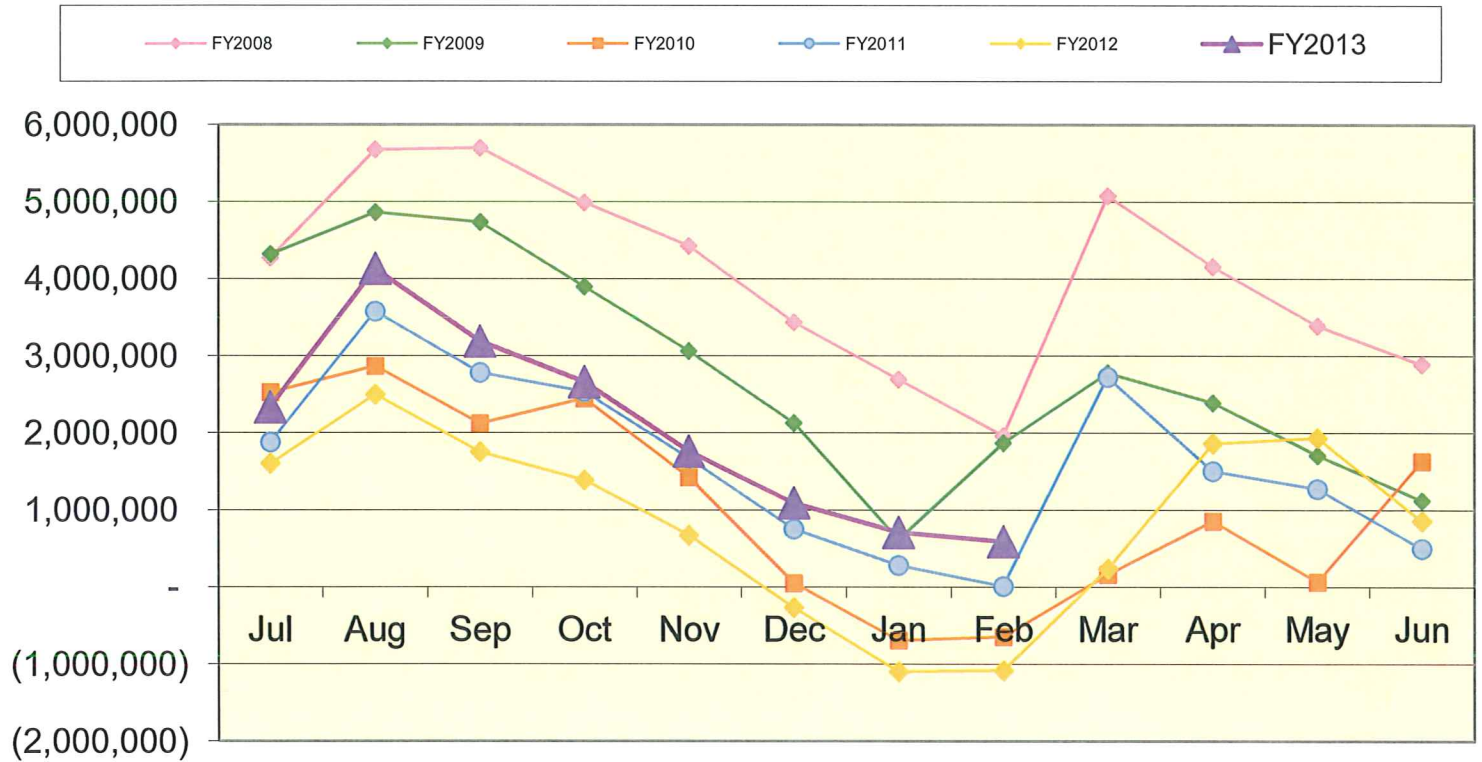
	MONTHLY ESTIMATE	MONTHLY ACTUAL	MONTHLY DIFFERENCE	FISCAL YTD ESTIMATE	FISCAL YTD ACTUAL	FISCAL YTD DIFFERENCE
<b>REVENUES</b>						
01.010 General Property (Real Estate)	1,000,000	997,340	2,660-	5,760,000	5,967,041	207,041
01.020 Tangible Personal Property Tax	0	0	0	97,000	167,293	70,293
01.030 Income Tax	0	0	0	0	0	0
01.035 Unrestricted Grants-in-Aid	665,000	695,272	30,272	5,600,000	5,794,062	194,062
01.040 Restricted Grants-in-Aid	400	392	8-	3,100	2,940	160-
01.045 Restricted Grants-in-Aid - SFSP	0	0	0	0	0	0
01.050 Property Tax Allocation	0	0	0	840,000	865,387	25,387
01.060 All Other Operating Revenue	35,000	34,702	298-	265,000	217,886	47,114-
01.070 Total Revenue	1,700,400	1,727,706	27,306	12,565,100	13,014,609	449,509
<b>OTHER FINANCING SOURCES</b>						
02.010 Proceeds from Sale of Notes	0	0	0	0	0	0
02.020 State Emergency Loans & Advancements (Approved)	0	0	0	0	0	0
02.040 Operating Transfers-In	0	0	0	0	0	0
02.050 Advances-In	0	0	0	0	0	0
02.060 All Other Financing Sources	6,000	0	6,000-	122,000	78,247	43,753-
02.070 Total Other Financing Sources	6,000	0	6,000-	122,000	78,247	43,753-
02.080 Total Revenues and Other Financing Sources	1,706,400	1,727,706	21,306	12,687,100	13,092,856	✓ 405,756
<b>EXPENDITURES</b>						
03.010 Personal Services	960,000	910,373	49,627-	7,860,000	7,794,377	65,621-
03.020 Employees' Retirement/Insurance Benefits	415,000	630,744	215,744	3,183,000	3,081,304	101,696-
03.030 Purchased Services	150,000	283,787	133,787	1,808,000	1,794,332	13,668-
03.040 Supplies and Materials	45,600	16,532	29,068-	527,600	536,199	8,599
03.050 Capital Outlay	3,000	229	2,771-	18,000	21,432	3,432
03.060 Intergovernmental	0	0	0	0	0	0
04.010 Debt Services: All Principal (Historical)	0	0	0	0	0	0
04.020 Debt Services: Principal - Notes	0	0	0	0	0	0
04.030 Debt Services: Principal - State Loans	0	0	0	0	0	0
04.040 Debt Services: Principal - State Advancements	0	0	0	0	0	0
04.050 Debt Services: Principal - HB 264 Loans	0	0	0	0	0	0
04.055 Debt Services: Principal - Other	0	0	0	0	0	0
04.060 Debt Services: Interest and Fiscal Charges	0	0	0	0	0	0
04.300 Other Objects	5,000	4,148	852-	128,000	128,026	26
04.500 Total Expenditures	1,578,600	1,845,813	267,213	13,524,600	13,355,672	✓ 168,928-
<b>OTHER FINANCING USES</b>						
05.010 Operating Transfers - Out	0	0	0	0	0	0
05.020 Advances - Out	0	0	0	0	0	0
05.030 All Other Financing Uses	0	0	0	0	0	0
05.040 Total Other Financing Uses	0	0	0	0	0	0
05.050 Total Expenditure and Other Financing Uses	1,578,600	1,845,813	267,213	13,524,600	13,355,672	168,928-
06.010 Excess Rev & Oth Financing Sources over(under) Exp &	127,800	118,107-	245,907-	837,500-	262,816-	574,684
07.010 Beginning Cash Balance	110,477-	710,114	820,591	854,823	854,823	0
07.020 Ending Cash Balance	17,323	592,007	574,684	17,323	592,007	✓ 574,684
08.010 Outstanding Encumbrances	1,000,000	1,009,558	9,558	1,000,000	1,009,558	✓ 9,558



**LEXINGTON LOCAL SCHOOL DISTRICT  
GENERAL FUND ONLY 2012-13  
SUMMARY OF RECEIPTS AND EXPENDITURES - FIVE YEAR FORECAST FORMAT**

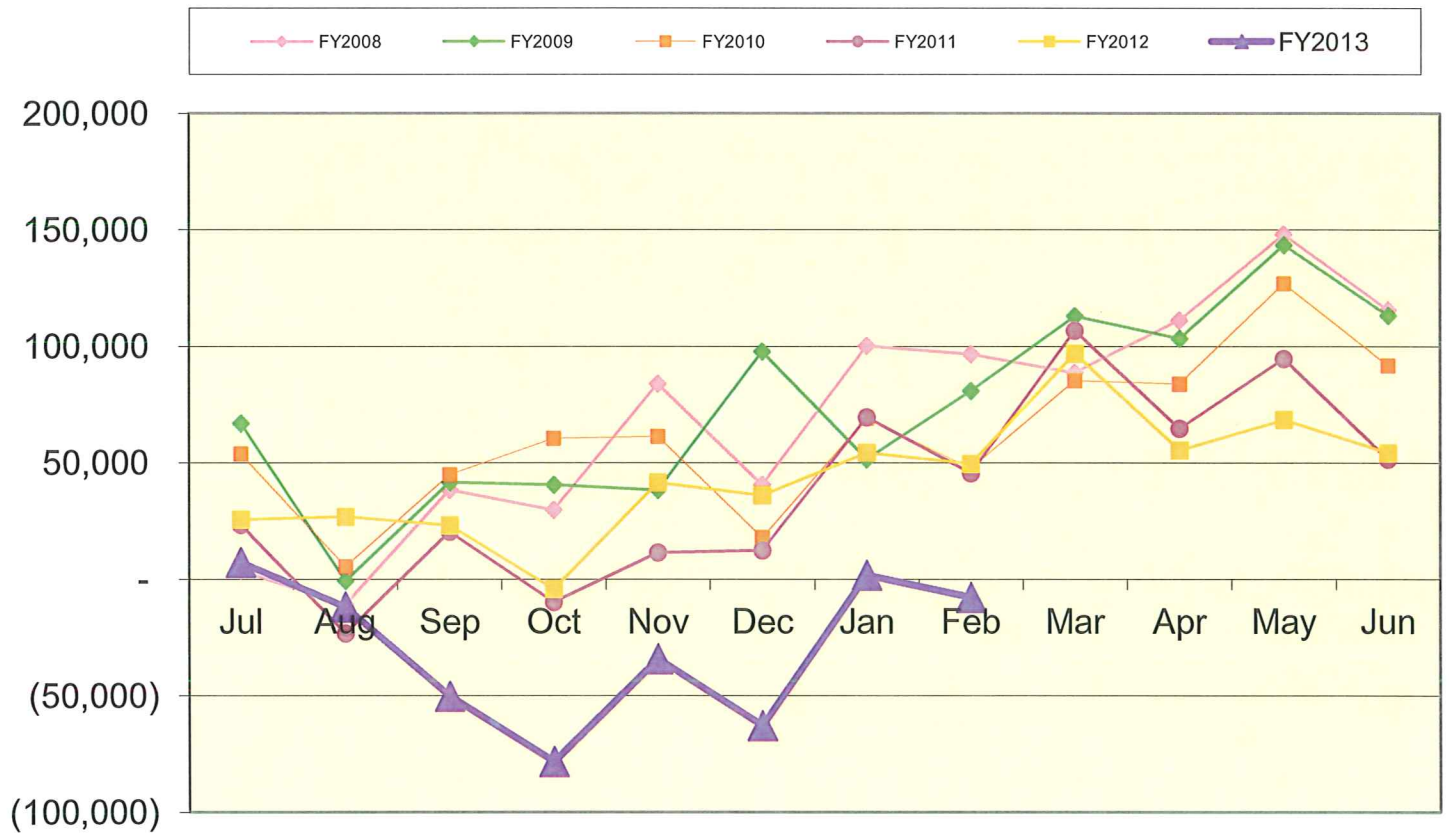
<b>LINE 7.010</b>	<b>BEGINNING CASH BALANCE</b>		<b>\$ 854,823</b>		
	<b>2/28/2013</b>	<b>FISCAL</b>	<b>FISCAL</b>	<b>VARIANCE</b>	<b>PERCENT</b>
		<b>YEAR TO DATE</b>	<b>YEAR TO DATE</b>	<b>Estimate vs.</b>	<b>of</b>
		<b>Estimate</b>	<b>Actual</b>	<b>Actual</b>	<b>VARIANCE</b>
	<b>REVENUES</b>				
LINE 1.010	Real Estate Tax	\$ 5,760,000	\$ 5,967,041	\$207,041	3.59%
LINE 1.020	Personal Property Tax	\$ 97,000	\$ 167,293	\$70,293	72.47%
LINE 1.030	Income Tax	\$ -	\$ -		
LINE 1.035	State Funding	\$ 5,600,000	\$ 5,794,062	\$194,062	3.47%
LINE 1.040	Career Tech Funding	\$ 3,100	\$ 2,940	(\$160)	-5.16%
LINE 1.050	Property Tax Allocation	\$ 840,000	\$ 865,387	\$25,387	3.02%
LINE 1.060	Other Operating Revenue	\$ 265,000	\$ 217,886	(\$47,114)	-17.78%
LINE 1.070	<b>TOTAL REVENUE</b>	<b>\$ 12,565,100</b>	<b>\$ 13,014,609</b>	<b>\$449,509</b>	<b>3.58%</b>
			\$ -		
LINE 2.01	Proceeds from Notes	\$ -	\$ -	\$0	
LINE 2.04	Transfers In	\$ -	\$ -	\$0	
LINE 2.050	Advances In	\$ -	\$ -	\$0	
LINE 2.060	Other Financing Sources	\$ 122,000	\$ 78,247	(\$43,753)	-35.86%
LINE 2.070	<b>TOTAL OTHER SOURCES</b>	<b>\$ 122,000</b>	<b>\$ 78,247</b>	<b>(\$43,753)</b>	<b>-35.86%</b>
<b>LINE 2.080</b>	<b>TOTAL REVENUES &amp; Sources</b>	<b>\$ 12,687,100</b>	<b>\$ 13,092,856</b>	<b>\$405,756</b>	<b>3.20%</b>
	<b>EXPENSES</b>				
LINE 3.010	Salaries	\$ 7,860,000	\$ 7,794,379	\$65,621	0.83%
LINE 3.020	Retirement and Benefits	\$ 3,183,000	\$ 3,081,304	\$101,696	3.19%
LINE 3.030	Purchased Services	\$ 1,808,000	\$ 1,794,332	\$13,668	0.76%
LINE 3.040	Supplies and Materials	\$ 527,600	\$ 536,199	(\$8,599)	-1.63%
LINE 3.050	Capital Outlay and Equipment	\$ 18,000	\$ 21,432	(\$3,432)	-19.07%
LINE 3.06	INTERGOVERNMENTAL	\$ -	\$ -	\$0	
LINE 4.020	DEBT SERVICE - Notes	\$ -	\$ -	\$0	
LINE 4.060	DEBT SERVICE - Interest charges	\$ -	\$ -	\$0	
LINE 4.300	Other Objects	\$ 128,000	\$ 128,026	(\$26)	-0.02%
LINE 4.500	<b>TOTAL EXPENDITURES</b>	<b>\$ 13,524,600</b>	<b>\$ 13,355,672</b>	<b>\$168,928</b>	<b>1.25%</b>
LINE 5.00	TRANSFERS OUT	\$ -	\$ -		
LINE 5.02	ADVANCES OUT	\$ -	\$ -		
LINE 5.03	ALL OTHER USES	\$ -	\$ -		
LINE 5.040	<b>TOTAL OTHER USES</b>	<b>\$ -</b>	<b>\$ -</b>		
<b>LINE 5.050</b>	<b>TOTAL EXPENDITURES &amp; USES</b>	<b>\$ 13,524,600</b>	<b>\$ 13,355,672</b>	<b>\$168,928</b>	<b>1.25%</b>
		Estimate	Actual	Variance	
<b>LINE 6.010</b>	<b>REVENUES OVER EXPENSES</b>	<b>\$ (837,500)</b>	<b>\$ (262,816)</b>	<b>\$574,684</b>	
<b>LINE 7.020</b>	<b>ENDING CASH BALANCE</b>	<b>\$ 17,323</b>	<b>\$ 592,007</b>	<b>\$574,684</b>	
	Less Reserves	\$ (87,929)	\$ (87,929)	\$ -	
	Less Outstanding Encumbrances	\$ (1,000,000)	\$ (1,009,558)	\$ (9,558)	
<b>LINE 15.010</b>	<b>Unreserved Fund Balance</b>	<b>\$ (1,070,606)</b>	<b>\$ (505,480)</b>	<b>\$565,126</b>	
		Estimate	Actual	Benchmark Yr. End	
	Salaries/Benefits as % of Revenue	87.9%	83.6%	80.1%	
	<b>True Days Cash - Calendar Days</b>				
	<b>on which can operate</b>	<b>0</b>	<b>11</b>	<b>30</b>	

## Lexington Local Schools General Fund Cash Balance

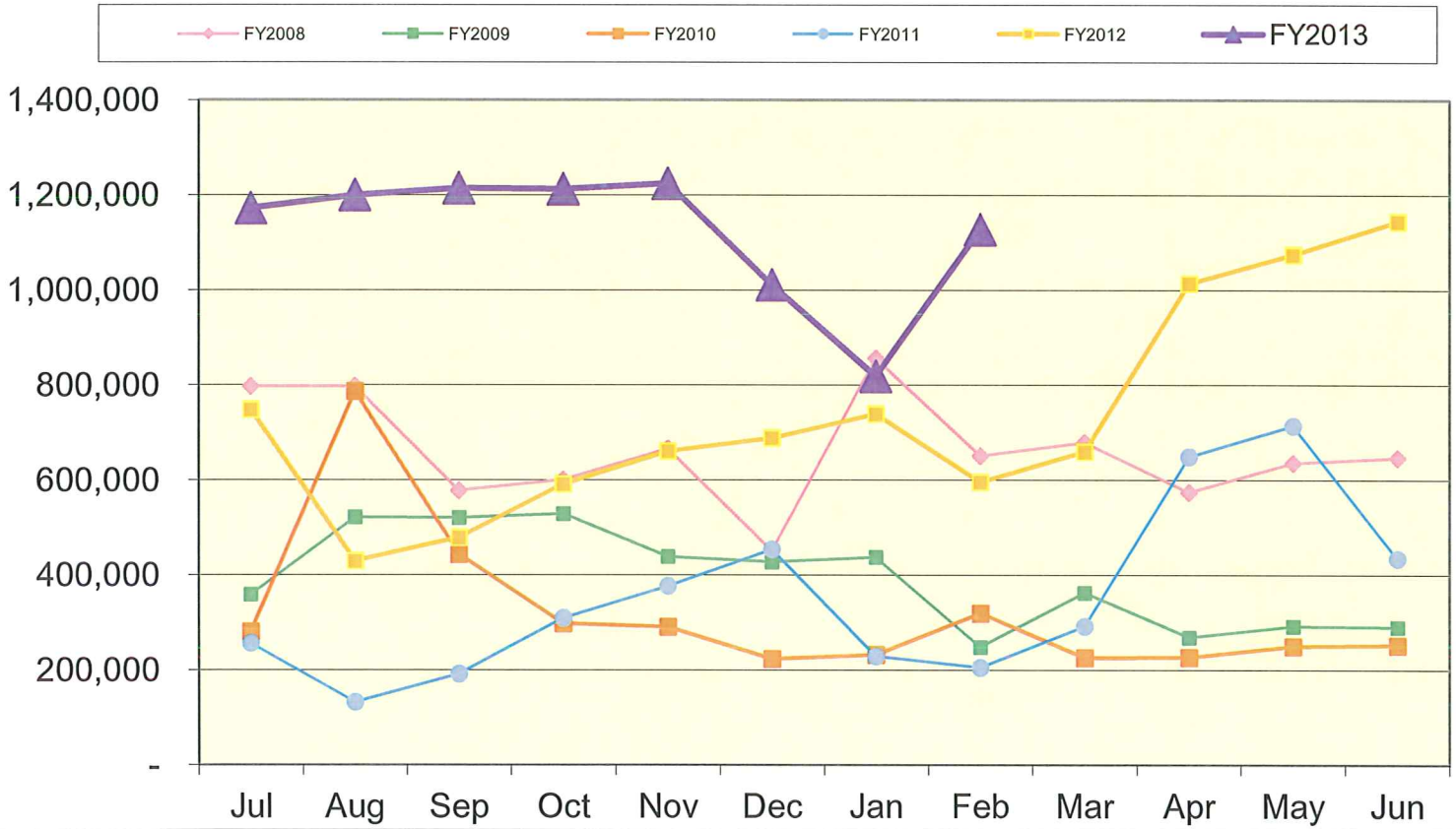




## Lexington Local Schools Food Service Fund Cash Balance



## Lexington Local Schools Employee Benefits Fund Cash Balance



# Lexington Local Schools

## Permanent Improvement Fund

2/28/2013

	Budgeted Amount	Actual Fiscal Year Expended	Current Encumbrances	Available Budget
<b>Instruction and Administration</b>				
Playground equipment	\$ 4,000.00	\$ -	\$ -	\$4,000.00
Textbooks and instructional equipment	\$ 56,671.89	\$ 39,907.43	\$ 767.40	\$15,997.06
HS Chair lift to art room	\$ 15,780.00	\$ 15,780.00	\$ -	\$0.00
Art room furniture for Western	\$ 1,943.00	\$ 1,943.40	\$ -	(\$0.40)
Carpet for Eastern	\$ 1,205.00	\$ 1,204.50	\$ -	\$0.50
Office Furniture	\$ 9,369.00	\$ 8,086.16	\$ -	\$1,282.84

### Maintenance

Asphalt - patching, JH, Championship Dr.	\$ 52,500.00	\$ 52,400.00	\$ -	\$100.00
Concrete - bus garage	\$ 15,000.00	\$ 14,800.00	\$ -	\$200.00
Mower lease	\$ 19,416.00	\$ 19,416.08	\$ -	(\$0.08)
Water Heater	\$ 4,400.00	\$ 4,406.24	\$ -	(\$6.24)

### Transportation

New bus and security camera	\$ 88,650.00	\$ 88,638.83	\$ -	\$11.17
-----------------------------	--------------	--------------	------	---------

### Technology

Dell lease	\$ 85,400.00	\$ 85,357.46	\$ -	\$42.54
Computers, servers, tech equip., etc.	\$ 110,600.00	\$ 77,199.37	\$ 48,781.96	(\$15,381.33)
Smartboards	\$ 11,200.00	\$ -	\$ -	\$11,200.00
HS Wireless Access	\$ 11,520.00	\$ -	\$ -	\$11,520.00

### Food Service

Kitchen and cafeteria equipment	\$ 30,100.00	\$ 21,546.75	\$ 1,282.50	\$7,270.75
---------------------------------	--------------	--------------	-------------	------------

### Athletics and Student Activities

Music - instruments, etc.	\$ 11,000.00	\$ 11,189.00	\$ -	(\$189.00)
Athletic equipment - swim, laptop	\$ 5,539.00	\$ 3,358.93	\$ 449.50	\$1,730.57
HS backboards, Track repair	\$ 2,000.00	\$ -	\$ 1,150.00	\$850.00

### Fees

Tax Collection Fees	\$ 12,000.00	\$ 5,232.11	\$ -	\$6,767.89
---------------------	--------------	-------------	------	------------

	Budgeted Amount	Actual Fiscal Year Expended	Current Encumbrances	Available Budget
<b>Totals</b>	\$ 548,293.89	\$ 450,466.26	\$ 52,431.36	\$ 45,396.27
Return of Advance to General Fund	\$ 50,000.00			
Total Budgeted Plus Return to Gen. Fund	\$ 598,293.89			

Actual Cash Balance 7/1/12	\$ 2,518.42
Revenues FY13 - Taxes from levy	\$ 394,101.88
Expenditures FY13	\$ (450,466.26)
Current Cash Balance	(\$53,845.96)
Current Encumbrances	\$ (52,431.36)
Available Balance	(\$106,277.32)

DATE: 03/06/2013  
TIME: 10:37:27

LEXINGTON LOCAL SCHOOLS  
SUMMARY CHECK REGISTER - ALL CHECKS

PAGE 1  
(CHECKS)

CHECK	DATE	NUMBER	- VENDOR - NAME	AMOUNT	O-STS-C	REC/VD
67004	02/05/13	7536	RUSH, ANNETTE	139.08	W R	02/07/13
67005	02/05/13	610	CULLIGAN QUALITY WATER	14.00	W R	02/08/13
67006	02/05/13	7721	CYNTHIA J. KUNZ	603.96	W R	02/11/13
67007	02/05/13	5635	STRADER, CYNTHIA	75.01	W R	02/11/13
67008	02/05/13	7639	GERMAN'S BUS SALES & SERVICE	812.67	W R	02/13/13
67009	02/05/13	3949	GEYER'S MARKET'S, INC.	234.64	W R	02/08/13
67010	02/05/13	10703	GLEN SMITH	120.00	W R	02/12/13
67011	02/05/13	5843	GRAINGER	11.45	W R	02/12/13
67012	02/05/13	615	JONES POTATO CHIP CO.	42.00	W R	02/08/13
67013	02/05/13	8384	KAREN SKULSKI	15.31	W W	
67014	02/05/13	9895	KATHERINE GUY	190.00	W R	02/12/13
67015	02/05/13	7101	WEIDIG, KATHY	63.27	W R	02/12/13
67016	02/05/13	7660	LAURA WESSERLING	15.31	W R	02/28/13
67017	02/05/13	7702	LYNN WATERER	8.00	W W	
67018	02/05/13	803	MANSFIELD AUTO PARTS	385.64	W R	02/11/13
67019	02/05/13	624	RICHLAND CO. HEALTH DEPT	2,702.42	W R	02/11/13
67020	02/05/13	10843	N & A NORTH WOODS	650.00	W R	02/11/13
67021	02/05/13	6883	NATIONAL BUSINESS FURNITURE	724.00	W R	02/12/13
67022	02/05/13	3951	OMEA DISTRICT 10 TREASURER	540.00	W V	02/28/13
67023	02/05/13	10079	RYAN KNUCKLES	66.60	W R	02/12/13
67024	02/05/13	993	STATE TEACHERS RETIREMENT	3,674.76	W R	02/11/13
67025	02/06/13	8415	ALBERT GUARNIERI & CO., INC.	275.63	W R	02/08/13
67026	02/06/13	613	NICKLES BAKERY	1,215.74	W R	02/11/13
67027	02/06/13	701	AMERICAN ELECTRIC POWER	43,186.22	W R	02/08/13
67028	02/06/13	10939	CENTRAL OHIO YOUTH CENTER	2,465.00	W R	02/13/13
67029	02/06/13	1348	DAIRY ENTERPRISES INC.	6,314.90	W R	02/08/13
67030	02/06/13	652	GORDON FOOD SERVICE	22,319.90	W R	02/12/13
67031	02/06/13	8329	KELL ACE HARDWARE	42.69	W R	02/12/13
67032	02/06/13	5906	LOWE'S HOME CENTER	67.39	W R	02/12/13
67033	02/06/13	6887	MEDCENTRAL HEALTH SYSTEM	6,500.00	W R	02/11/13
67034	02/06/13	1942	METROPOLITAN EDUCATION COUNC	1,075.21	W R	02/11/13
67035	02/06/13	69	MID-OHIO ED. SERVICE CENTER	2,926.34	W R	02/07/13
67036	02/06/13	9919	QUENCH	152.00	W R	02/11/13
67037	02/06/13	7215	SCHMIDT SECURITY	312.00	W R	02/07/13
67038	02/06/13	7533	SCHOOL HEALTH CORP.	128.45	W R	02/11/13
67039	02/06/13	3903	TREASURER, STATE OF OHIO	150.00	W R	02/13/13
67040	02/06/13	3469	WAL-MART DISCOUNT CITIES	150.55	W R	02/12/13
67041	02/06/13	6035	WORNER ROOFING COMPANY	487.95	W R	02/07/13
67042	02/08/13	9332	eTECH OHIO COMMISSION	690.00	W R	02/15/13
67043	02/08/13	6346	LEXINGTON LOCAL SCHOOLS	50.00	W R	02/08/13
67044	02/08/13	9919	QUENCH	38.00	W R	02/26/13
67045	02/08/13	1785	SCHOLASTIC BOOK FAIRS	.00	W R	02/08/13
67046	02/11/13	10543	AUTOMATION PARTS WAREHOUSE	1,571.76	W R	02/19/13
67047	02/11/13	9036	WEAVER, BOBBI	157.49	W R	02/21/13
67048	02/11/13	3555	CACY	100.00	W R	02/19/13
67049	02/11/13	907	CHARLES RITTER CO.	142.18	W R	02/13/13
67050	02/11/13	3957	COLES ENERGY, INC.	1,054.08	W R	02/14/13
67051	02/11/13	52	ROBERTS, DAVID	33.57	W R	02/14/13
67052	02/11/13	10251	DYSLEXIA INSTITUTES OF AMERI	800.00	W R	02/15/13
67053	02/11/13	713	G & L SUPPLY CO.	354.20	W R	02/14/13
67054	02/11/13	7639	GERMAN'S BUS SALES & SERVICE	222.14	W R	02/21/13
67055	02/11/13	5843	GRAINGER	121.89	W R	02/19/13
67056	02/11/13	10601	ITsavvy	1,934.00	W R	02/15/13
67057	02/11/13	8054	J&B CLASSICAL GLASS & MIRRO	61.88	W R	02/13/13
67058	02/11/13	8140	LAGUNA CLAY COMPANY	1,118.89	W R	02/15/13
67059	02/11/13	9943	LESCH BATTERY & POWER	301.12	W R	02/14/13



DATE: 03/06/2013  
TIME: 10:37:27

LEXINGTON LOCAL SCHOOLS  
SUMMARY CHECK REGISTER - ALL CHECKS

PAGE 2  
(CHECKS)

CHECK	DATE	NUMBER - VENDOR - NAME	AMOUNT	O-STS-C	REC/VD
67060	02/11/13	69 MID-OHIO ED. SERVICE CENTER	380.00	W R	02/13/13
67061	02/11/13	9608 MILLIRON WASTE MGT.	731.64	W R	02/14/13
67062	02/11/13	314 NEWS JOURNAL	316.40	W R	02/20/13
67063	02/11/13	624 RICHLAND CO. HEALTH DEPT	1,345.00	W R	02/15/13
67064	02/11/13	9382 NORTH CENTRAL OHIO ESC	700.00	W R	02/14/13
67065	02/11/13	6451 OAASFEP	1,020.00	W R	02/28/13
67066	02/11/13	9251 OAEP	200.00	W W	
67067	02/11/13	9492 PAMELA PENN	31.08	W R	02/14/13
67068	02/11/13	10949 PAUL FROST	44.75	W R	02/19/13
67069	02/11/13	10947 PILOT DOGS	100.00	W R	02/25/13
67070	02/11/13	6361 SIEMENS INDUSTRY, INC.	6,423.00	W R	02/19/13
67071	02/11/13	10724 SKY ZONE RECREATION CENTER	360.00	W R	02/20/13
67072	02/11/13	6121 SDE REGISTRATIONS	698.00	W R	02/28/13
67073	02/11/13	10547 SYSCO CLEVELAND, INC.	4,568.93	W R	02/14/13
67074	02/11/13	3903 TREASURER, STATE OF OHIO	50.00	W R	02/26/13
67075	02/11/13	8892 TRUCK SALES & SERVICE, INC.	1,548.96	W R	02/14/13
67076	02/11/13	8585 WOLFF BROS. SUPPLY, INC.	290.71	W R	02/14/13
67077	02/12/13	7484 HOLIDAY INN EXPRESS	1,590.32	W R	02/14/13
67078	02/14/13	704 VILLAGE OF LEXINGTON	3,930.59	W R	02/19/13
67079	02/15/13	10909 CHRIS A. THOMPSON	240.00	W R	02/22/13
67080	02/15/13	854 ELECTRICAL APPLIANCE REPAIR	73.12	W R	02/21/13
67081	02/15/13	652 GORDON FOOD SERVICE	4.68	W R	02/21/13
67082	02/15/13	5843 GRAINGER	23.48	W R	02/19/13
67083	02/15/13	10952 MACK, HEIDI	225.00	W R	02/26/13
67084	02/15/13	1497 HARRIS, JOHN F	27.00	W R	02/15/13
67085	02/15/13	9885 JUST ASK MARKETING	5,960.00	W R	02/20/13
67086	02/15/13	7395 LOW TEMP REFRIGERATION INC.	470.35	W R	02/21/13
67087	02/15/13	10932 MDS BASEBALL BATS	140.00	W R	02/27/13
67088	02/15/13	10829 O.E. MEYER COMPANY	150.85	W R	02/22/13
67089	02/15/13	10945 S & P APPLIANCE	217.50	W R	02/25/13
67090	02/15/13	10547 SYSCO CLEVELAND, INC.	34.16	W R	02/20/13
67091	02/15/13	8633 TIANNA KEINATH	570.00	W R	02/28/13
67092	02/15/13	8585 WOLFF BROS. SUPPLY, INC.	808.39	W R	02/20/13
67093	02/19/13	9145 RICHLAND COUNTY TREASURER	2,027.90	W R	02/27/13
67094	02/19/13	10587 ACCESSIBILITY SOLUTIONS LLC	294.00	W W	
67095	02/19/13	9859 CENTURYLINK	642.97	W R	02/27/13
67096	02/19/13	10948 CHARLENE PARKINSON	112.66	W R	02/25/13
67097	02/19/13	951 CLEAR FORK VALLEY LOCAL	1,400.00	W R	02/21/13
67098	02/19/13	10929 COLORADO TIME SYSTEMS	2,625.00	W R	02/26/13
67099	02/19/13	10820 Constellation NewEnergy	10,252.18	W V	02/19/13
67100	02/19/13	610 CULLIGAN QUALITY WATER	37.00	W R	02/22/13
67101	02/19/13	10916 CYBERSPORTS USA	264.00	W W	
67102	02/19/13	8393 DAN WITTMER	106.56	W R	02/26/13
67103	02/19/13	8154 DEBRA RAY	67.80	W R	02/21/13
67104	02/19/13	6011 FAIRFIELD INN	1,839.50	W R	02/25/13
67105	02/19/13	6504 HD SUPPLY FACILITIES	14.44	W R	02/26/13
67106	02/19/13	10601 ITsavvy	31,150.50	W R	02/25/13
67107	02/19/13	9664 METROPOLITAN EDUCATIONAL	1,060.51	W R	02/25/13
67108	02/19/13	10230 MITCHELL L STAPLES	955.00	W R	02/26/13
67109	02/19/13	10101 COTTINGHAM PAPER	523.80	W R	02/25/13
67110	02/19/13	10953 PLANAR SYSTEMS	419.25	W W	
67111	02/19/13	1784 RAPIDRIBBONS	759.12	W R	02/25/13
67112	02/19/13	10075 RENHILL GROUP, INC.	1,550.85	W R	02/25/13
67113	02/19/13	8878 RIDDELL	191.70	W R	02/25/13
67114	02/19/13	5351 SCHOOL EMPLOYEES	3,380.59	W R	02/25/13
67115	02/19/13	993 STATE TEACHERS RETIREMENT	3,674.76	W R	02/25/13

DATE: 03/06/2013  
TIME: 10:37:27

LEXINGTON LOCAL SCHOOLS  
SUMMARY CHECK REGISTER - ALL CHECKS

PAGE 3  
(CHECKS)

CHECK	DATE	NUMBER	- VENDOR - NAME	AMOUNT	O-STS-C	REC/VD
67116	02/19/13	10746	TERESA WILLIAMS	22.25	W V	02/19/13
67117	02/19/13	5758	TIRE CENTERS, INC.	588.76	W R	02/25/13
67118	02/19/13	10476	KAYLA HEIMANN	22.25	W W	
67119	02/19/13	10820	Constellation NewEnergy	10,270.18	W R	02/25/13
67126	02/25/13	918	POST MASTER	10.20	W R	02/27/13
67127	02/25/13	613	NICKLES BAKERY	346.55	W W	
67128	02/25/13	5579	CALLAHAN DOOR SALES	75.00	W W	
67129	02/25/13	8780	CBIZ BENEFITS & INSURANCE	2,750.00	W W	
67130	02/25/13	7886	CDW-G	904.00	W W	
67131	02/25/13	9752	COLE DISTRIBUTING	130.90	W W	
67132	02/25/13	1348	DAIRY ENTERPRISES INC.	1,806.08	W W	
67133	02/25/13	7639	GERMAN'S BUS SALES & SERVICE	766.83	W W	
67134	02/25/13	6950	GILBARCO INC.	30.00	W W	
67135	02/25/13	5843	GRAINGER	86.17	W W	
67136	02/25/13	6504	HD SUPPLY FACILITIES	105.96	W W	
67137	02/25/13	373	RIVERSIDE PUBLISHING CO.	96.25	W W	
67138	02/25/13	10601	ITsavvy	2,657.00	W W	
67139	02/25/13	6637	KAHL'S ELECTRIC, INC.	140.00	W R	02/28/13
67140	02/25/13	1042	KIWANIS INTERNATIONAL	290.00	W W	
67141	02/25/13	10698	LOFT VIOLIN SHOP	458.00	W W	
67142	02/25/13	10844	MARIANNE LA ROSA, M.A./CC-SL	1,200.00	W W	
67143	02/25/13	9346	MEDCENTRAL PEDIATRIC THERAPY	20,600.00	W W	
67144	02/25/13	69	MID-OHIO ED. SERVICE CENTER	162.50	W R	02/28/13
67145	02/25/13	10843	N & A NORTH WOODS	1,050.00	W W	
67146	02/25/13	10101	COTTINGHAM PAPER	761.55	W W	
67147	02/25/13	834	PIZZA HUT	36.41	W R	02/28/13
67148	02/25/13	1411	RC THERAPY SERVICES, INC.	6,581.25	W W	
67149	02/25/13	6082	RICHLAND CO. JUVENILE COURT	794.58	W W	
67150	02/25/13	8012	RITA STOLL	190.00	W W	
67151	02/25/13	10702	BookFlix, SCHOLASTIC INC.	1,199.00	W W	
67152	02/25/13	7533	SCHOOL HEALTH CORP.	271.90	W W	
67153	02/25/13	10297	SIESEL DISTRIBUTING, LLC	940.28	W W	
67154	02/25/13	5996	OHIO BUREAU OF CRIMINAL IDEN	236.00	W W	
67155	02/25/13	7814	US BANK	200.46	W W	
67156	02/25/13	8585	WOLFF BROS. SUPPLY, INC.	200.01	W W	
67157	02/27/13	700	CenturyLink	1,449.78	W W	
67158	02/27/13	713	G & L SUPPLY CO.	587.76	W W	
67159	02/27/13	5843	GRAINGER	243.23	W W	
67160	02/27/13	7635	JAY SCHMIDT	1,200.00	W W	
67161	02/27/13	1235	LEXIAN YEARBOOK	75.00	W W	
67162	02/27/13	5336	LEXINGTON ATHLETIC ACCOUNT	4,927.00	W R	02/27/13
67163	02/27/13	7395	LOW TEMP REFRIGERATION INC.	155.54	W W	
67164	02/27/13	803	MANSFIELD AUTO PARTS	301.34	W W	
67165	02/27/13	740	METRONOME MUSIC STORE	179.00	W W	
67166	02/27/13	69	MID-OHIO ED. SERVICE CENTER	3,919.77	W W	
67167	02/27/13	10192	OHIO HEALTH CONSORTIUM, INC.	84.00	W W	
67168	02/27/13	3951	OMEA DISTRICT 10 TREASURER	420.00	W W	
67169	02/27/13	918	POST MASTER	1,120.00	W V	02/27/13
67170	02/27/13	10075	RENHILL GROUP, INC.	1,858.62	W W	
67171	02/27/13	6933	STAPLES	53.77	W W	
67172	02/27/13	9602	SUSAN McBRIDE	8.00	W W	
67173	02/27/13	6516	TREASURER, STATE OF OHIO	78.25	W W	
67174	02/27/13	3903	TREASURER, STATE OF OHIO	500.00	W V	02/27/13
67175	02/27/13	8892	TRUCK SALES & SERVICE, INC.	1,643.79	W W	
67176	02/27/13	10951	WILSON SPORTING GOODS	272.00	W W	
67177	02/27/13	918	POST MASTER	200.00	W W	



DATE: 03/06/2013  
TIME: 10:37:27

LEXINGTON LOCAL SCHOOLS  
SUMMARY CHECK REGISTER - ALL CHECKS

PAGE 4  
(CHECKS)

CHECK	DATE	NUMBER -	VENDOR - NAME	AMOUNT	O-STS-C	REC/VD
67178	02/27/13	3903	TREASURER, STATE OF OHIO	100.00	W W	
67179	02/27/13	918	POST MASTER	920.00	W W	
67180	02/27/13	3903	TREASURER, STATE OF OHIO	400.00	W W	
67181	02/28/13	10732	BUCYRUS HIGH SCHOOL	740.00	W W	
67182	02/28/13	701	AMERICAN ELECTRIC POWER	43,021.37	W W	
67183	02/28/13	7721	CYNTHIA J. KUNZ	519.00	W W	
67184	02/28/13	713	G & L SUPPLY CO.	291.95	W W	
67185	02/28/13	3520	LEXINGTON ATHLETIC DEPT.	171.88	W W	
67186	02/28/13	3727	MALABAR FARM STATE PARK	200.00	W W	
67187	02/28/13	6345	MT BUSINESS TECHNOLOGIES, IN	453.00	W W	
67188	02/28/13	10339	NATIONWIDE CHILDREN'S HOSPIT	2,616.35	W W	
67189	02/28/13	10101	COTTINGHAM PAPER	126.26	W W	
67190	02/28/13	7285	OLIVE GARDEN RESTAURANT	183.65	W W	
67191	02/28/13	5566	SAM'S CLUB	14.98	W W	
67192	02/28/13	7215	SCHMIDT SECURITY	98.70	W W	
67193	02/28/13	7415	VERIZON WIRELESS	450.72	W W	
67194	02/28/13	3951	OMEA DISTRICT 10 TREASURER	540.00	W W	
67195	02/28/13	5336	LEXINGTON ATHLETIC ACCOUNT	511.40	W W	
671120	02/21/13	22	STANTON SHEET MUSIC	115.66	W R	02/27/13
671121	02/21/13	834	PIZZA HUT	33.80	W R	02/28/13
671122	02/21/13	2847	HYATT REGENCY	236.00	W W	
671123	02/21/13	3320	PAUL DAWSON	135.88	W R	02/26/13
671124	02/21/13	9926	LA QUNITA INN	588.98	W R	02/26/13
671125	02/21/13	10314	AMERICAN EXPRESS	55.00	W R	02/25/13
690402	02/05/13	900934	LEXINGTON SCHOOLS - PAYROLL	480,573.80	C R	02/28/13
690403	02/07/13	900934	LEXINGTON SCHOOLS - PAYROLL	6,404.05	M M	
690404	02/08/13	900358	MERCURY PAYMENT SYSTEMS	253.04	M M	
690406	02/20/13	900934	LEXINGTON SCHOOLS - PAYROLL	488,791.65	C R	02/28/13
690407	02/20/13	900934	LEXINGTON SCHOOLS - PAYROLL	6,490.98	M M	
690408	02/25/13	900902	ANTHEM BENEFIT SERVICES	520,022.70	M M	
690410	02/28/13	900997	MEMO-S.E.R.S.	41,690.00	M M	
690411	02/28/13	900998	MEMO-S.T.R.S.	88,286.00	M M	
VOID	V	5		12,434.43		
RECONCILED	R	118		1,178,670.37		
OUTSTANDING	W, C, I, T, B	71		110,275.69		
MEMO	M	6		663,146.77		
REFUND	B	0		.00		
WARRANT	W	192		332,015.04		
PAYROLL	C	2		969,365.45		
TRANSFERS	T	0		.00		
DIST/CORR	D	0		.00		
INVESTMENT	I	0		.00		
*** TOTAL CHECKS WRITTEN ***		200		1,964,527.26		

DATE: 03/06/2013  
TIME: 11:17

LEXINGTON LOCAL SCHOOLS  
TRANS. BY FUND/RCPT, ALL FUNDS  
DATES 02/01/2013 THRU 02/28/2013  
SORTED BY TRANSACTION DATE

PAGE: 1  
(RECLED)

TRANS NO	ITEM NO	TRANS DATE	STS DESCRIPTION OR SOURCE	TI FUND RCPT SPCC SUBJ	OPU	TRANS AMOUNT
063467	0001	02/15/2013	A Prop Tax Adv - Richland Genera	03 001 1111 0000 000000 000		636,600.00
063467	0002	02/15/2013	A Prop Tax Adv Richland Emerg	03 001 1111 0000 000000 000		360,740.00
RCPT CODE SUB-TOTAL:						997,340.00
063420	0001	02/04/2013	A Maxwell Feb Tuition	03 001 1211 0000 000000 000		563.06
063430	0001	02/06/2013	A Feb Tuition - Iten	03 001 1211 0000 000000 000		563.06
063430	0002	02/06/2013	A Feb Tuition - Miller	03 001 1211 0000 000000 000		563.06
063465	0001	02/20/2013	A Darian Delbrugge 3 mo tuition	03 001 1211 0000 000000 000		1,673.35
063480	0001	02/20/2013	A Tution Fymt Basinger - Feb	03 001 1211 0000 000000 000		563.06
063497	0001	02/26/2013	A Feb Tuition - Dunn	03 001 1211 0000 000000 000		563.06
063506	0001	02/28/2013	A Feb. Tuition Fymt - Ballinger	03 001 1211 0000 000000 000		563.06
RCPT CODE SUB-TOTAL:						5,051.71
063445	0016	02/09/2013	A SB 140 Tuition	03 001 1221 0000 000000 000		0.00
063489	0016	02/22/2013	A SB 140 Tuition	03 001 1221 0000 000000 000		0.00
RCPT CODE SUB-TOTAL:						0.00
063445	0017	02/09/2013	A SF-14H Spec . Ed Tuition	03 001 1223 0000 000000 000		0.00
063489	0017	02/22/2013	A SF-14H Spec . Ed Tuition	03 001 1223 0000 000000 000		0.00
RCPT CODE SUB-TOTAL:						0.00
063445	0008	02/09/2013	A Open Enrollment Revenue	03 001 1227 0000 000000 000		47.54
063489	0008	02/22/2013	A Open Enrollment Revenue	03 001 1227 0000 000000 000		47.53
RCPT CODE SUB-TOTAL:						95.07
063511	0001	02/28/2013	A Richland Bank Aug Interest	03 001 1410 0000 000000 000		103.47
RCPT CODE SUB-TOTAL:						103.47
063423	0001	02/05/2013	A HS School Fees Coll	03 001 1740 0000 000000 100		12.00
063429	0001	02/05/2013	A Central School Fees	03 001 1740 0000 000000 400		56.00
063432	0001	02/07/2013	A Summer PE	03 001 1740 0000 080999 100		90.00
063440	0001	02/08/2013	A Summer PE Payments	03 001 1740 0000 080999 100		180.00
063427	0001	02/11/2013	A HS Fees Credit - Maya Ahmed	03 001 1740 0000 000000 100		14.00
063446	0003	02/12/2013	A Central School Fees	03 001 1740 0000 000000 400		28.00
063447	0001	02/12/2013	A Eastern School Fees	03 001 1740 0000 000000 300		80.00
063449	0001	02/12/2013	A High School School fees	03 001 1740 0000 000000 100		29.00
063449	0003	02/12/2013	A HS Summer Gym Fymts	03 001 1740 0000 080999 100		180.00
063452	0001	02/13/2013	A HS Summer Gym Fymts	03 001 1740 0000 080999 100		450.00

STATUS (STS) CODES:

A-RECEIPT B-REFUND OF RECEIPT V-VOID REFUND OF RECEIPT X-REDUCTION OF EXPENDITURE  
C-APPROPRIATION OR BUDGET MODIFICATIONS D-EXPENSE/SUPPLIES DISTRIBUTION F-FUND TO FUND TRANSFER

DATE: 03/06/2013

TIME: 11:17

LEXINGTON LOCAL SCHOOLS  
 TRANS. BY FUND/RCPT, ALL FUNDS  
 DATES 02/01/2013 THRU 02/28/2013  
 SORTED BY TRANSACTION DATE

PAGE: 2

(RECLE)

TRANS NO	ITEM NO	TRANS DATE	STS	DESCRIPTION OR SOURCE	TI	FUND	RCPT	SPCC	SUBJ	OPU	TRANS AMOUNT
063459	0001	02/14/2013	A	HS Summer PE pymts	03	001	1740	0000	080999	100	190.00
063470	0001	02/19/2013	A	HS Summer PE Payments	03	001	1740	0000	080999	100	450.00
063475	0001	02/20/2013	A	HS Summer PE Payments	03	001	1740	0000	080999	100	270.00
063485	0001	02/21/2013	A	Summer PE Payments	03	001	1740	0000	080999	100	360.00
063487	0001	02/22/2013	A	HS School Fee Payment	03	001	1740	0000	000000	100	24.00
063493	0001	02/25/2013	A	Flutophone Replacements	03	001	1740	0000	000000	300	4.00
063494	0001	02/25/2013	A	HS Summer PE Payments	03	001	1740	0000	080999	100	270.00
063501	0001	02/27/2013	A	HS School Fees Coll	03	001	1740	0000	000000	100	35.00
063504	0001	02/27/2013	A	Central School Fees pymt	03	001	1740	0000	000000	400	28.00
063510	0001	02/28/2013	A	Western Fees - Pay For It	03	001	1740	0000	000000	500	30.00
063510	0002	02/28/2013	A	Central Fees - Pay For It	03	001	1740	0000	000000	400	0.00
RCPT CODE SUB-TOTAL:											2,742.00
063439	0001	02/08/2013	A	Jan Bldg Rental - Zumba	03	001	1810	0000	000000	000	56.25
RCPT CODE SUB-TOTAL:											56.25
063507	0001	02/28/2013	A	Donation from Heartland Church	03	001	1820	0000	000000	000	1,000.00
RCPT CODE SUB-TOTAL:											1,000.00
063477	0001	02/20/2013	A	Nex Gen Tax Abatement Fymt	03	001	1880	0000	000000	000	25,000.00
RCPT CODE SUB-TOTAL:											25,000.00
063513	0001	02/28/2013	A	Reconciling entry for February	03	001	1890	0000	000000	000	0.20-
RCPT CODE SUB-TOTAL:											0.20-
063445	0001	02/08/2013	A	Foundation Funding	03	001	3110	0000	000000	000	345,390.29
063445	0003	02/08/2013	A	Subsidy for High Perform Distr	03	001	3110	0000	000000	000	1,825.04
063445	0004	02/08/2013	A	Special Ed Transportation	03	001	3110	0000	000000	000	1,954.31
063445	0013	02/08/2013	A	FY12 PASS Adjustment	03	001	3110	0000	000000	000	0.00
063445	0015	02/08/2013	A	Bridge Adjustment FY2012	03	001	3110	0000	000000	000	1,501.14-
063489	0001	02/22/2013	A	Foundation Funding	03	001	3110	0000	000000	000	345,325.91
063489	0003	02/22/2013	A	Subsidy for High Perform Distr	03	001	3110	0000	000000	000	1,824.70
063489	0004	02/22/2013	A	Special Ed Transportation	03	001	3110	0000	000000	000	1,954.31
063489	0013	02/22/2013	A	FY12 PASS Adjustment	03	001	3110	0000	000000	000	0.00
063489	0015	02/22/2013	A	Bridge Adjustment FY2012	03	001	3110	0000	000000	000	1,501.14-
RCPT CODE SUB-TOTAL:											695,272.28
063445	0002	02/08/2013	A	Career-Tech Allocation	03	001	3219	0000	000000	000	196.23

## STATUS (STS) CODES:

A-RECEIPT B-REFUND OF RECEIPT V-VOID REFUND OF RECEIPT X-REDUCTION OF EXPENDITURE  
 C-APPROPRIATION OR BUDGET MODIFICATIONS D-EXPENSE/SUPPLIES DISTRIBUTION F-FUND TO FUND TRANSFER

DATE: 03/06/2013

TIME: 11:17

LEXINGTON LOCAL SCHOOLS  
 TRANS. BY FUND/RCPT, ALL FUNDS  
 DATES 02/01/2013 THRU 02/28/2013  
 SORTED BY TRANSACTION DATE

PAGE: 3

(RECLED)

TRANS NO	ITEM NO	TRANS DATE	STS	DESCRIPTION OR SOURCE	TI	FUND	RCPT	SPCC	SUBJ	DFU	TRANS AMOUNT
063489	0002	02/22/2013	A	Career-Tech Allocation	03	001	3219	0000	000000	000	196.23
RCPT CODE SUB-TOTAL:											392.46
063509	0001	02/28/2013	A	MEDICAID Recd -02/28/2013	03	001	3300	0000	000000	000	422.97
RCPT CODE SUB-TOTAL:											422.97
FUND CODE SUB-TOTAL:											1,727,476.01
063417	0001	02/04/2013	A	Beeman Fingerprinting	03	001	1890	9800	000000	000	49.00
063438	0001	02/08/2013	A	Fingerprinting Chg - Kell	03	001	1890	9800	000000	000	27.00
063438	0002	02/08/2013	A	fingerprinting Chg - Lohr	03	001	1890	9800	000000	000	27.00
063456	0001	02/14/2013	A	Fingerprinting chg - Cannon	03	001	1890	9800	000000	000	27.00
063457	0001	02/14/2013	A	Fingerprinting chg - Feaver	03	001	1890	9800	000000	000	49.00
063469	0001	02/19/2013	A	Fingerprinting chg - Zahn	03	001	1890	9800	000000	000	27.00
063474	0001	02/20/2013	A	Fingerprinting Chg - Hayes	03	001	1890	9800	000000	000	25.00
RCPT CODE SUB-TOTAL:											231.00
FUND CODE SUB-TOTAL:											231.00
063467	0003	02/15/2013	A	Prop Tax Adv Richland Perm Imp	03	003	1111	0000	000000	000	63,660.00
RCPT CODE SUB-TOTAL:											63,660.00
FUND CODE SUB-TOTAL:											63,660.00
063415	0026	02/01/2013	A	HS Breakfast	03	006	1511	0000	000000	100	35.75
063415	0027	02/01/2013	A	Jr. Hi Breakfast	03	006	1511	0000	000000	200	1.25
063415	0028	02/01/2013	A	Eastern Breakfast	03	006	1511	0000	000000	300	12.20
063415	0029	02/01/2013	A	Central Breakfast	03	006	1511	0000	000000	400	8.40
063415	0030	02/01/2013	A	Western Breakfast	03	006	1511	0000	000000	500	16.80
063422	0026	02/04/2013	A	HS Breakfast	03	006	1511	0000	000000	100	30.95
063422	0027	02/04/2013	A	Jr. Hi Breakfast	03	006	1511	0000	000000	200	3.50
063422	0028	02/04/2013	A	Eastern Breakfast	03	006	1511	0000	000000	300	13.15
063422	0029	02/04/2013	A	Central Breakfast	03	006	1511	0000	000000	400	11.10
063422	0030	02/04/2013	A	Western Breakfast	03	006	1511	0000	000000	500	14.10
063425	0026	02/05/2013	A	HS Breakfast	03	006	1511	0000	000000	100	32.55
063425	0027	02/05/2013	A	Jr. Hi Breakfast	03	006	1511	0000	000000	200	1.80
063425	0028	02/05/2013	A	Eastern Breakfast	03	006	1511	0000	000000	300	14.80

## STATUS (STS) CODES:

A-RECEIPT B-REFUND OF RECEIPT V-VOID REFUND OF RECEIPT X-REDUCTION OF EXPENDITURE  
 C-APPROPRIATION OR BUDGET MODIFICATIONS D-EXPENSE/SUPPLIES DISTRIBUTION F-FUND TO FUND TRANSFER

DATE: 03/06/2013

TIME: 11:17

LEXINGTON LOCAL SCHOOLS  
 TRANS. BY FUND/RCPT, ALL FUNDS  
 DATES 02/01/2013 THRU 02/28/2013  
 SORTED BY TRANSACTION DATE

PAGE: 4  
 (RECLED)

TRANS NO	ITEM NO	TRANS DATE	STS	DESCRIPTION OR SOURCE	TI	FUND	RCPT	SPEC	SUBJ	QTY	TRANS AMOUNT
063425	0029	02/05/2013	A	Central Breakfast	03	006	1511	0000	000000	400	8.70
063425	0030	02/05/2013	A	Western Breakfast	03	006	1511	0000	000000	500	18.70
063431	0026	02/06/2013	A	HS Breakfast	03	006	1511	0000	000000	100	38.30
063431	0027	02/06/2013	A	Jr. Hi Breakfast	03	006	1511	0000	000000	200	3.00
063431	0028	02/06/2013	A	Eastern Breakfast	03	006	1511	0000	000000	300	15.00
063431	0029	02/06/2013	A	Central Breakfast	03	006	1511	0000	000000	400	11.40
063431	0030	02/06/2013	A	Western Breakfast	03	006	1511	0000	000000	500	13.20
063436	0026	02/07/2013	A	HS Breakfast	03	006	1511	0000	000000	100	35.70
063436	0027	02/07/2013	A	Jr. Hi Breakfast	03	006	1511	0000	000000	200	3.50
063436	0028	02/07/2013	A	Eastern Breakfast	03	006	1511	0000	000000	300	16.80
063436	0029	02/07/2013	A	Central Breakfast	03	006	1511	0000	000000	400	13.40
063436	0030	02/07/2013	A	Western Breakfast	03	006	1511	0000	000000	500	13.45
063442	0026	02/08/2013	A	HS Breakfast	03	006	1511	0000	000000	100	33.50
063442	0027	02/08/2013	A	Jr. Hi Breakfast	03	006	1511	0000	000000	200	1.00
063442	0028	02/08/2013	A	Eastern Breakfast	03	006	1511	0000	000000	300	12.60
063442	0029	02/08/2013	A	Central Breakfast	03	006	1511	0000	000000	400	6.90
063442	0030	02/08/2013	A	Western Breakfast	03	006	1511	0000	000000	500	11.70
063444	0026	02/11/2013	A	HS Breakfast	03	006	1511	0000	000000	100	40.50
063444	0027	02/11/2013	A	Jr. Hi Breakfast	03	006	1511	0000	000000	200	1.00
063444	0028	02/11/2013	A	Eastern Breakfast	03	006	1511	0000	000000	300	14.80
063444	0029	02/11/2013	A	Central Breakfast	03	006	1511	0000	000000	400	8.10
063444	0030	02/11/2013	A	Western Breakfast	03	006	1511	0000	000000	500	13.10
063450	0026	02/12/2013	A	HS Breakfast	03	006	1511	0000	000000	100	22.75
063450	0027	02/12/2013	A	Jr. Hi Breakfast	03	006	1511	0000	000000	200	2.60
063450	0028	02/12/2013	A	Eastern Breakfast	03	006	1511	0000	000000	300	18.10
063450	0029	02/12/2013	A	Central Breakfast	03	006	1511	0000	000000	400	7.70
063450	0030	02/12/2013	A	Western Breakfast	03	006	1511	0000	000000	500	13.70
063455	0026	02/13/2013	A	HS Breakfast	03	006	1511	0000	000000	100	33.10
063455	0027	02/13/2013	A	Jr. Hi Breakfast	03	006	1511	0000	000000	200	0.50
063455	0028	02/13/2013	A	Eastern Breakfast	03	006	1511	0000	000000	300	20.10
063455	0029	02/13/2013	A	Central Breakfast	03	006	1511	0000	000000	400	9.60
063455	0030	02/13/2013	A	Western Breakfast	03	006	1511	0000	000000	500	10.50
063461	0026	02/14/2013	A	HS Breakfast	03	006	1511	0000	000000	100	25.30
063461	0027	02/14/2013	A	Jr. Hi Breakfast	03	006	1511	0000	000000	200	1.30
063461	0028	02/14/2013	A	Eastern Breakfast	03	006	1511	0000	000000	300	12.80
063461	0029	02/14/2013	A	Central Breakfast	03	006	1511	0000	000000	400	8.90
063461	0030	02/14/2013	A	Western Breakfast	03	006	1511	0000	000000	500	7.80
063466	0026	02/15/2013	A	HS Breakfast	03	006	1511	0000	000000	100	23.55
063466	0027	02/15/2013	A	Jr. Hi Breakfast	03	006	1511	0000	000000	200	2.80
063466	0028	02/15/2013	A	Eastern Breakfast	03	006	1511	0000	000000	300	9.05
063466	0029	02/15/2013	A	Central Breakfast	03	006	1511	0000	000000	400	6.90
063466	0030	02/15/2013	A	Western Breakfast	03	006	1511	0000	000000	500	6.00
063473	0026	02/19/2013	A	HS Breakfast	03	006	1511	0000	000000	100	24.00
063473	0027	02/19/2013	A	Jr. Hi Breakfast	03	006	1511	0000	000000	200	2.05

## STATUS (STS) CODES:

A-RECEIPT B-REFUND OF RECEIPT V-VOID REFUND OF RECEIPT X-REDUCTION OF EXPENDITURE  
 C-APPROPRIATION OR BUDGET MODIFICATIONS D-EXPENSE/SUPPLIES DISTRIBUTION F-FUND TO FUND TRANSFER

DATE: 03/06/2013  
TIME: 11:17

LEXINGTON LOCAL SCHOOLS  
TRANS. BY FUND/RCPT, ALL FUNDS  
DATES 02/01/2013 THRU 02/28/2013  
SORTED BY TRANSACTION DATE

PAGE: 5  
(RECEIVED)

TRANS NO	ITEM NO	TRANS DATE	STS	DESCRIPTION OR SOURCE	TI	FUND	RCPT	SPCC	SUBJ	QPU	TRANS AMOUNT
063473	0028	02/19/2013	A	Eastern Breakfast	03	006	1511	0000	000000	300	8.45
063473	0029	02/19/2013	A	Central Breakfast	03	006	1511	0000	000000	400	9.90
063473	0030	02/19/2013	A	Western Breakfast	03	006	1511	0000	000000	500	14.10
063476	0026	02/20/2013	A	HS Breakfast	03	006	1511	0000	000000	100	33.50
063476	0027	02/20/2013	A	Jr. Hi Breakfast	03	006	1511	0000	000000	200	2.50
063476	0028	02/20/2013	A	Eastern Breakfast	03	006	1511	0000	000000	300	13.45
063476	0029	02/20/2013	A	Central Breakfast	03	006	1511	0000	000000	400	13.20
063476	0030	02/20/2013	A	Western Breakfast	03	006	1511	0000	000000	500	14.40
063486	0026	02/21/2013	A	HS Breakfast	03	006	1511	0000	000000	100	28.30
063486	0027	02/21/2013	A	Jr. Hi Breakfast	03	006	1511	0000	000000	200	3.10
063486	0028	02/21/2013	A	Eastern Breakfast	03	006	1511	0000	000000	300	16.00
063486	0029	02/21/2013	A	Central Breakfast	03	006	1511	0000	000000	400	13.70
063486	0030	02/21/2013	A	Western Breakfast	03	006	1511	0000	000000	500	14.40
063488	0026	02/22/2013	A	HS Breakfast	03	006	1511	0000	000000	100	0.00
063488	0027	02/22/2013	A	Jr. Hi Breakfast	03	006	1511	0000	000000	200	2.75
063488	0028	02/22/2013	A	Eastern Breakfast	03	006	1511	0000	000000	300	0.00
063488	0029	02/22/2013	A	Central Breakfast	03	006	1511	0000	000000	400	0.00
063488	0030	02/22/2013	A	Western Breakfast	03	006	1511	0000	000000	500	0.00
063496	0026	02/25/2013	A	HS Breakfast	03	006	1511	0000	000000	100	25.50
063496	0027	02/25/2013	A	Jr. Hi Breakfast	03	006	1511	0000	000000	200	1.80
063496	0028	02/25/2013	A	Eastern Breakfast	03	006	1511	0000	000000	300	15.80
063496	0029	02/25/2013	A	Central Breakfast	03	006	1511	0000	000000	400	12.35
063496	0030	02/25/2013	A	Western Breakfast	03	006	1511	0000	000000	500	15.00
063499	0026	02/26/2013	A	HS Breakfast	03	006	1511	0000	000000	100	26.00
063499	0027	02/26/2013	A	Jr. Hi Breakfast	03	006	1511	0000	000000	200	0.30
063499	0028	02/26/2013	A	Eastern Breakfast	03	006	1511	0000	000000	300	13.85
063499	0029	02/26/2013	A	Central Breakfast	03	006	1511	0000	000000	400	9.55
063499	0030	02/26/2013	A	Western Breakfast	03	006	1511	0000	000000	500	18.00
063500	0026	02/27/2013	A	HS Breakfast	03	006	1511	0000	000000	100	33.40
063500	0027	02/27/2013	A	Jr. Hi Breakfast	03	006	1511	0000	000000	200	2.55
063500	0028	02/27/2013	A	Eastern Breakfast	03	006	1511	0000	000000	300	16.30
063500	0029	02/27/2013	A	Central Breakfast	03	006	1511	0000	000000	400	16.90
063500	0030	02/27/2013	A	Western Breakfast	03	006	1511	0000	000000	500	14.80
063508	0026	02/28/2013	A	HS Breakfast	03	006	1511	0000	000000	100	26.70
063508	0027	02/28/2013	A	Jr. Hi Breakfast	03	006	1511	0000	000000	200	0.50
063508	0028	02/28/2013	A	Eastern Breakfast	03	006	1511	0000	000000	300	13.55
063508	0029	02/28/2013	A	Central Breakfast	03	006	1511	0000	000000	400	13.10
063508	0030	02/28/2013	A	Western Breakfast	03	006	1511	0000	000000	500	17.10
RCPT CODE SUB-TOTAL:											1,280.60
063413	0001	02/01/2013	A	Reimb (2) NSF cks - AW	03	006	1512	0000	000000	100	40.00
063415	0001	02/01/2013	A	HS Stu. Type A	03	006	1512	0000	000000	100	882.25
063415	0005	02/01/2013	A	HS RDA Stu. Type A	03	006	1512	0000	000000	100	521.20-

STATUS (STS) CODES:

A-RECEIPT B-REFUND OF RECEIPT V-VOID REFUND OF RECEIPT X-REDUCTION OF EXPENDITURE  
C-APPROPRIATION OR BUDGET MODIFICATIONS D-EXPENSE/SUPPLIES DISTRIBUTION F-FUND TO FUND TRANSFER



DATE: 03/06/2013  
TIME: 11:17

LEXINGTON LOCAL SCHOOLS  
TRANS. BY FUND/RCPT, ALL FUNDS  
DATES 02/01/2013 THRU 02/28/2013  
SORTED BY TRANSACTION DATE

PAGE: 6  
(RECLED)

TRANS NO	ITEM NO	TRANS DATE	STS DESCRIPTION OR SOURCE	TI FUND RCPT SPCC SUBJ	OPU	TRANS AMOUNT
063415	0006	02/01/2013	A Jr Hi Stu. Type A	03 006 1512 0000 000000	200	444.80
063415	0010	02/01/2013	A Jr. Hi. ROA Stu Type A	03 006 1512 0000 000000	200	170.45
063415	0011	02/01/2013	A Eastern Stu. Type A	03 006 1512 0000 000000	300	400.55
063415	0015	02/01/2013	A Eastern ROA Stu. Type A	03 006 1512 0000 000000	300	172.00-
063415	0016	02/01/2013	A Central Stu. Type A	03 006 1512 0000 000000	400	265.30
063415	0020	02/01/2013	A Central ROA Stu. Type A	03 006 1512 0000 000000	400	100.40
063415	0021	02/01/2013	A Western Stu. Type A	03 006 1512 0000 000000	500	251.15
063415	0025	02/01/2013	A Western ROA Stu. Type A	03 006 1512 0000 000000	500	106.44-
063422	0001	02/04/2013	A HS Stu. Type A	03 006 1512 0000 000000	100	864.50
063422	0005	02/04/2013	A HS ROA Stu. Type A	03 006 1512 0000 000000	100	532.85
063422	0006	02/04/2013	A Jr Hi Stu. Type A	03 006 1512 0000 000000	200	406.60
063422	0010	02/04/2013	A Jr. Hi. ROA Stu Type A	03 006 1512 0000 000000	200	198.55
063422	0011	02/04/2013	A Eastern Stu. Type A	03 006 1512 0000 000000	300	369.50
063422	0015	02/04/2013	A Eastern ROA Stu. Type A	03 006 1512 0000 000000	300	158.70
063422	0016	02/04/2013	A Central Stu. Type A	03 006 1512 0000 000000	400	257.45
063422	0020	02/04/2013	A Central ROA Stu. Type A	03 006 1512 0000 000000	400	39.51
063422	0021	02/04/2013	A Western Stu. Type A	03 006 1512 0000 000000	500	218.15
063422	0025	02/04/2013	A Western ROA Stu. Type A	03 006 1512 0000 000000	500	21.85-
063425	0001	02/05/2013	A HS Stu. Type A	03 006 1512 0000 000000	100	887.30
063425	0005	02/05/2013	A HS ROA Stu. Type A	03 006 1512 0000 000000	100	361.48
063425	0006	02/05/2013	A Jr Hi Stu. Type A	03 006 1512 0000 000000	200	424.60
063425	0010	02/05/2013	A Jr. Hi. ROA Stu Type A	03 006 1512 0000 000000	200	237.25-
063425	0011	02/05/2013	A Eastern Stu. Type A	03 006 1512 0000 000000	300	377.75
063425	0015	02/05/2013	A Eastern ROA Stu. Type A	03 006 1512 0000 000000	300	0.35-
063425	0016	02/05/2013	A Central Stu. Type A	03 006 1512 0000 000000	400	273.95
063425	0020	02/05/2013	A Central ROA Stu. Type A	03 006 1512 0000 000000	400	89.75-
063425	0021	02/05/2013	A Western Stu. Type A	03 006 1512 0000 000000	500	233.10
063425	0025	02/05/2013	A Western ROA Stu. Type A	03 006 1512 0000 000000	500	2.26
063431	0001	02/06/2013	A HS Stu. Type A	03 006 1512 0000 000000	100	818.50
063431	0005	02/06/2013	A HS ROA Stu. Type A	03 006 1512 0000 000000	100	28.25-
063431	0006	02/06/2013	A Jr Hi Stu. Type A	03 006 1512 0000 000000	200	413.00
063431	0010	02/06/2013	A Jr. Hi. ROA Stu Type A	03 006 1512 0000 000000	200	338.25
063431	0011	02/06/2013	A Eastern Stu. Type A	03 006 1512 0000 000000	300	329.40
063431	0015	02/06/2013	A Eastern ROA Stu. Type A	03 006 1512 0000 000000	300	96.80
063431	0016	02/06/2013	A Central Stu. Type A	03 006 1512 0000 000000	400	265.30
063431	0020	02/06/2013	A Central ROA Stu. Type A	03 006 1512 0000 000000	400	29.01-
063431	0021	02/06/2013	A Western Stu. Type A	03 006 1512 0000 000000	500	225.65
063431	0025	02/06/2013	A Western ROA Stu. Type A	03 006 1512 0000 000000	500	4.25-
063436	0001	02/07/2013	A HS Stu. Type A	03 006 1512 0000 000000	100	968.45
063436	0005	02/07/2013	A HS ROA Stu. Type A	03 006 1512 0000 000000	100	304.90-
063436	0006	02/07/2013	A Jr Hi Stu. Type A	03 006 1512 0000 000000	200	475.20
063436	0010	02/07/2013	A Jr. Hi. ROA Stu Type A	03 006 1512 0000 000000	200	50.15-
063436	0011	02/07/2013	A Eastern Stu. Type A	03 006 1512 0000 000000	300	457.10
063436	0015	02/07/2013	A Eastern ROA Stu. Type A	03 006 1512 0000 000000	300	254.20-

STATUS (STS) CODES:

A-RECEIPT B-REFUND OF RECEIPT V-VOID REFUND OF RECEIPT X-REDUCTION OF EXPENDITURE  
C-APPROPRIATION OR BUDGET MODIFICATIONS D-EXPENSE/SUPPLIES DISTRIBUTION F-FUND TO FUND TRANSFER

DATE: 03/06/2013

TIME: 11:17

LEXINGTON LOCAL SCHOOLS  
 TRANS. BY FUND/RCPT, ALL FUNDS  
 DATES 02/01/2013 THRU 02/28/2013  
 SORTED BY TRANSACTION DATE

PAGE: 7

(RECLED)

TRANS NO	ITEM NO	TRANS DATE	STS	DESCRIPTION OR SOURCE	TI	FUND	RCPT	SPCC	SUBJ	DPU	TRANS AMOUNT
063436	0016	02/07/2013	A	Central Stu. Type A	03	006	1512	0000	000000	400	294.40
063436	0020	02/07/2013	A	Central ROA Stu. Type A	03	006	1512	0000	000000	400	235.28-
063436	0021	02/07/2013	A	Western Stu. Type A	03	006	1512	0000	000000	500	301.85
063436	0025	02/07/2013	A	Western ROA Stu. Type A	03	006	1512	0000	000000	500	48.67-
063442	0001	02/08/2013	A	HS Stu. Type A	03	006	1512	0000	000000	100	759.65
063442	0005	02/08/2013	A	HS ROA Stu. Type A	03	006	1512	0000	000000	100	381.35-
063442	0006	02/08/2013	A	Jr Hi Stu. Type A	03	006	1512	0000	000000	200	418.80
063442	0010	02/08/2013	A	Jr. Hi ROA Stu Type A	03	006	1512	0000	000000	200	50.70-
063442	0011	02/08/2013	A	Eastern Stu. Type A	03	006	1512	0000	000000	300	338.05
063442	0015	02/08/2013	A	Eastern ROA Stu. Type A	03	006	1512	0000	000000	300	12.50-
063442	0016	02/08/2013	A	Central Stu. Type A	03	006	1512	0000	000000	400	248.80
063442	0020	02/08/2013	A	Central ROA Stu. Type A	03	006	1512	0000	000000	400	75.09-
063442	0021	02/08/2013	A	Western Stu. Type A	03	006	1512	0000	000000	500	199.30
063442	0025	02/08/2013	A	Western ROA Stu. Type A	03	006	1512	0000	000000	500	76.50
063444	0001	02/11/2013	A	HS Stu. Type A	03	006	1512	0000	000000	100	889.10
063444	0005	02/11/2013	A	HS ROA Stu. Type A	03	006	1512	0000	000000	100	919.35
063444	0006	02/11/2013	A	Jr Hi Stu. Type A	03	006	1512	0000	000000	200	445.80
063444	0010	02/11/2013	A	Jr. Hi ROA Stu Type A	03	006	1512	0000	000000	200	115.15
063444	0011	02/11/2013	A	Eastern Stu. Type A	03	006	1512	0000	000000	300	423.70
063444	0015	02/11/2013	A	Eastern ROA Stu. Type A	03	006	1512	0000	000000	300	81.45
063444	0016	02/11/2013	A	Central Stu. Type A	03	006	1512	0000	000000	400	268.05
063444	0020	02/11/2013	A	Central ROA Stu. Type A	03	006	1512	0000	000000	400	36.95-
063444	0021	02/11/2013	A	Western Stu. Type A	03	006	1512	0000	000000	500	267.65
063444	0025	02/11/2013	A	Western ROA Stu. Type A	03	006	1512	0000	000000	500	74.64-
063450	0001	02/12/2013	A	HS Stu. Type A	03	006	1512	0000	000000	100	875.05
063450	0005	02/12/2013	A	HS ROA Stu. Type A	03	006	1512	0000	000000	100	385.48-
063450	0006	02/12/2013	A	Jr Hi Stu. Type A	03	006	1512	0000	000000	200	411.00
063450	0010	02/12/2013	A	Jr. Hi ROA Stu Type A	03	006	1512	0000	000000	200	40.10-
063450	0011	02/12/2013	A	Eastern Stu. Type A	03	006	1512	0000	000000	300	439.80
063450	0015	02/12/2013	A	Eastern ROA Stu. Type A	03	006	1512	0000	000000	300	18.61
063450	0016	02/12/2013	A	Central Stu. Type A	03	006	1512	0000	000000	400	273.55
063450	0020	02/12/2013	A	Central ROA Stu. Type A	03	006	1512	0000	000000	400	156.86
063450	0021	02/12/2013	A	Western Stu. Type A	03	006	1512	0000	000000	500	293.60
063450	0025	02/12/2013	A	Western ROA Stu. Type A	03	006	1512	0000	000000	500	45.85-
063455	0001	02/13/2013	A	HS Stu. Type A	03	006	1512	0000	000000	100	807.55
063455	0005	02/13/2013	A	HS ROA Stu. Type A	03	006	1512	0000	000000	100	118.90-
063455	0006	02/13/2013	A	Jr Hi Stu. Type A	03	006	1512	0000	000000	200	409.20
063455	0010	02/13/2013	A	Jr. Hi ROA Stu Type A	03	006	1512	0000	000000	200	51.55
063455	0011	02/13/2013	A	Eastern Stu. Type A	03	006	1512	0000	000000	300	332.95
063455	0015	02/13/2013	A	Eastern ROA Stu. Type A	03	006	1512	0000	000000	300	107.75-
063455	0016	02/13/2013	A	Central Stu. Type A	03	006	1512	0000	000000	400	194.20
063455	0020	02/13/2013	A	Central ROA Stu. Type A	03	006	1512	0000	000000	400	78.80-
063455	0021	02/13/2013	A	Western Stu. Type A	03	006	1512	0000	000000	500	207.95
063455	0025	02/13/2013	A	Western ROA Stu. Type A	03	006	1512	0000	000000	500	145.95-

## STATUS (STS) CODES:

A-RECEIPT B-REFUND OF RECEIPT V-VOID REFUND OF RECEIPT X-REDUCTION OF EXPENDITURE  
 C-APPROPRIATION OR BUDGET MODIFICATIONS D-EXPENSE/SUPPLIES DISTRIBUTION F-FUND TO FUND TRANSFER

DATE: 03/06/2013  
TIME: 11:17

LEXINGTON LOCAL SCHOOLS  
TRANS. BY FUND/RCPT, ALL FUNDS  
DATES 02/01/2013 THRU 02/28/2013  
SORTED BY TRANSACTION DATE

PAGE: 8  
(RECEIVED)

TRANS NO	ITEM NO	TRANS DATE	STS DESCRIPTION OR SOURCE	TI FUND RCPT SPCC SUBJ	OPU	TRANS AMOUNT
063461	0001	02/14/2013	A HS Stu. Type A	03 006 1512 0000 000000	100	829.20
063461	0005	02/14/2013	A HS ROA Stu. Type A	03 006 1512 0000 000000	100	568.30-
063461	0006	02/14/2013	A Jr Hi Stu. Type A	03 006 1512 0000 000000	200	417.80
063461	0010	02/14/2013	A Jr. Hi ROA Stu Type A	03 006 1512 0000 000000	200	159.28-
063461	0011	02/14/2013	A Eastern Stu. Type A	03 006 1512 0000 000000	300	352.20
063461	0015	02/14/2013	A Eastern ROA Stu. Type A	03 006 1512 0000 000000	300	10.40
063461	0016	02/14/2013	A Central Stu. Type A	03 006 1512 0000 000000	400	255.50
063461	0020	02/14/2013	A Central ROA Stu. Type A	03 006 1512 0000 000000	400	44.09-
063461	0021	02/14/2013	A Western Stu. Type A	03 006 1512 0000 000000	500	232.30
063461	0025	02/14/2013	A Western ROA Stu. Type A	03 006 1512 0000 000000	500	83.05-
063466	0001	02/15/2013	A HS Stu. Type A	03 006 1512 0000 000000	100	767.70
063466	0005	02/15/2013	A HS ROA Stu. Type A	03 006 1512 0000 000000	100	652.45-
063466	0006	02/15/2013	A Jr Hi Stu. Type A	03 006 1512 0000 000000	200	456.00
063466	0010	02/15/2013	A Jr. Hi ROA Stu Type A	03 006 1512 0000 000000	200	264.30-
063466	0011	02/15/2013	A Eastern Stu. Type A	03 006 1512 0000 000000	300	333.75
063466	0015	02/15/2013	A Eastern ROA Stu. Type A	03 006 1512 0000 000000	300	216.70-
063466	0016	02/15/2013	A Central Stu. Type A	03 006 1512 0000 000000	400	259.80
063466	0020	02/15/2013	A Central ROA Stu. Type A	03 006 1512 0000 000000	400	164.06-
063466	0021	02/15/2013	A Western Stu. Type A	03 006 1512 0000 000000	500	193.80
063466	0025	02/15/2013	A Western ROA Stu. Type A	03 006 1512 0000 000000	500	184.30-
063473	0001	02/19/2013	A HS Stu. Type A	03 006 1512 0000 000000	100	920.75
063473	0005	02/19/2013	A HS ROA Stu. Type A	03 006 1512 0000 000000	100	380.45
063473	0006	02/19/2013	A Jr Hi Stu. Type A	03 006 1512 0000 000000	200	431.40
063473	0010	02/19/2013	A Jr. Hi ROA Stu Type A	03 006 1512 0000 000000	200	97.40
063473	0011	02/19/2013	A Eastern Stu. Type A	03 006 1512 0000 000000	300	429.20
063473	0015	02/19/2013	A Eastern ROA Stu. Type A	03 006 1512 0000 000000	300	246.30-
063473	0016	02/19/2013	A Central Stu. Type A	03 006 1512 0000 000000	400	305.75
063473	0020	02/19/2013	A Central ROA Stu. Type A	03 006 1512 0000 000000	400	32.61-
063473	0021	02/19/2013	A Western Stu. Type A	03 006 1512 0000 000000	500	276.70
063473	0025	02/19/2013	A Western ROA Stu. Type A	03 006 1512 0000 000000	500	97.50-
063476	0001	02/20/2013	A HS Stu. Type A	03 006 1512 0000 000000	100	855.00
063476	0005	02/20/2013	A HS ROA Stu. Type A	03 006 1512 0000 000000	100	164.85-
063476	0006	02/20/2013	A Jr Hi Stu. Type A	03 006 1512 0000 000000	200	416.40
063476	0010	02/20/2013	A Jr. Hi ROA Stu Type A	03 006 1512 0000 000000	200	191.85-
063476	0011	02/20/2013	A Eastern Stu. Type A	03 006 1512 0000 000000	300	375.40
063476	0015	02/20/2013	A Eastern ROA Stu. Type A	03 006 1512 0000 000000	300	84.25-
063476	0016	02/20/2013	A Central Stu. Type A	03 006 1512 0000 000000	400	332.10
063476	0020	02/20/2013	A Central ROA Stu. Type A	03 006 1512 0000 000000	400	75.00-
063476	0021	02/20/2013	A Western Stu. Type A	03 006 1512 0000 000000	500	271.60
063476	0025	02/20/2013	A Western ROA Stu. Type A	03 006 1512 0000 000000	500	126.75
063486	0001	02/21/2013	A HS Stu. Type A	03 006 1512 0000 000000	100	850.90
063486	0005	02/21/2013	A HS ROA Stu. Type A	03 006 1512 0000 000000	100	208.25-
063486	0006	02/21/2013	A Jr Hi Stu. Type A	03 006 1512 0000 000000	200	425.40
063486	0010	02/21/2013	A Jr. Hi ROA Stu Type A	03 006 1512 0000 000000	200	192.35-

STATUS (STS) CODES:

A-RECEIPT B-REFUND OF RECEIPT U-VOID REFUND OF RECEIPT X-REDUCTION OF EXPENDITURE  
C-APPROPRIATION OR BUDGET MODIFICATIONS D-EXPENSE/SUPPLIES DISTRIBUTION F-FUND TO FUND TRANSFER

DATE: 03/06/2013

TIME: 11:17

LEXINGTON LOCAL SCHOOLS  
 TRANS. BY FUND/RCPT, ALL FUNDS  
 DATES 02/01/2013 THRU 02/28/2013  
 SORTED BY TRANSACTION DATE

PAGE: 9

(RECEIVED)

TRANS NO	ITEM NO	TRANS DATE	STS DESCRIPTION OR SOURCE	TI FUND RCPT SPCC SUBJ	QPU	TRANS AMOUNT
063486	0011	02/21/2013	A Eastern Stu. Type A	03 006 1512 0000 000000	300	303.50
063486	0015	02/21/2013	A Eastern ROA Stu. Type A	03 006 1512 0000 000000	300	77.15-
063486	0016	02/21/2013	A Central Stu. Type A	03 006 1512 0000 000000	400	233.50
063486	0020	02/21/2013	A Central ROA Stu. Type A	03 006 1512 0000 000000	400	99.35-
063486	0021	02/21/2013	A Western Stu. Type A	03 006 1512 0000 000000	500	185.95
063486	0025	02/21/2013	A Western ROA Stu. Type A	03 006 1512 0000 000000	500	45.15-
063488	0001	02/22/2013	A HS Stu. Type A	03 006 1512 0000 000000	100	846.35
063488	0005	02/22/2013	A HS ROA Stu. Type A	03 006 1512 0000 000000	100	202.10-
063488	0006	02/22/2013	A Jr Hi Stu. Type A	03 006 1512 0000 000000	200	452.00
063488	0010	02/22/2013	A Jr. Hi ROA Stu Type A	03 006 1512 0000 000000	200	82.25-
063488	0011	02/22/2013	A Eastern Stu. Type A	03 006 1512 0000 000000	300	376.95
063488	0015	02/22/2013	A Eastern ROA Stu. Type A	03 006 1512 0000 000000	300	83.00
063488	0016	02/22/2013	A Central Stu. Type A	03 006 1512 0000 000000	400	254.30
063488	0020	02/22/2013	A Central ROA Stu. Type A	03 006 1512 0000 000000	400	124.40-
063488	0021	02/22/2013	A Western Stu. Type A	03 006 1512 0000 000000	500	221.70
063488	0025	02/22/2013	A Western ROA Stu. Type A	03 006 1512 0000 000000	500	0.45-
063496	0001	02/25/2013	A HS Stu. Type A	03 006 1512 0000 000000	100	870.60
063496	0005	02/25/2013	A HS ROA Stu. Type A	03 006 1512 0000 000000	100	6.90-
063496	0006	02/25/2013	A Jr Hi Stu. Type A	03 006 1512 0000 000000	200	383.40
063496	0010	02/25/2013	A Jr. Hi ROA Stu Type A	03 006 1512 0000 000000	200	67.15
063496	0011	02/25/2013	A Eastern Stu. Type A	03 006 1512 0000 000000	300	395.05
063496	0015	02/25/2013	A Eastern ROA Stu. Type A	03 006 1512 0000 000000	300	76.25-
063496	0016	02/25/2013	A Central Stu. Type A	03 006 1512 0000 000000	400	279.45
063496	0020	02/25/2013	A Central ROA Stu. Type A	03 006 1512 0000 000000	400	158.30
063496	0021	02/25/2013	A Western Stu. Type A	03 006 1512 0000 000000	500	258.25
063496	0025	02/25/2013	A Western ROA Stu. Type A	03 006 1512 0000 000000	500	111.05-
063499	0001	02/26/2013	A HS Stu. Type A	03 006 1512 0000 000000	100	870.75
063499	0005	02/26/2013	A HS ROA Stu. Type A	03 006 1512 0000 000000	100	120.70-
063499	0006	02/26/2013	A Jr Hi Stu. Type A	03 006 1512 0000 000000	200	404.00
063499	0010	02/26/2013	A Jr. Hi ROA Stu Type A	03 006 1512 0000 000000	200	156.30
063499	0011	02/26/2013	A Eastern Stu. Type A	03 006 1512 0000 000000	300	380.50
063499	0015	02/26/2013	A Eastern ROA Stu. Type A	03 006 1512 0000 000000	300	302.15-
063499	0016	02/26/2013	A Central Stu. Type A	03 006 1512 0000 000000	400	262.55
063499	0020	02/26/2013	A Central ROA Stu. Type A	03 006 1512 0000 000000	400	95.05-
063499	0021	02/26/2013	A Western Stu. Type A	03 006 1512 0000 000000	500	224.45
063499	0025	02/26/2013	A Western ROA Stu. Type A	03 006 1512 0000 000000	500	93.95-
063500	0001	02/27/2013	A HS Stu. Type A	03 006 1512 0000 000000	100	912.65
063500	0005	02/27/2013	A HS ROA Stu. Type A	03 006 1512 0000 000000	100	208.50-
063500	0006	02/27/2013	A Jr Hi Stu. Type A	03 006 1512 0000 000000	200	443.40
063500	0010	02/27/2013	A Jr. Hi ROA Stu Type A	03 006 1512 0000 000000	200	26.90
063500	0011	02/27/2013	A Eastern Stu. Type A	03 006 1512 0000 000000	300	359.65
063500	0015	02/27/2013	A Eastern ROA Stu. Type A	03 006 1512 0000 000000	300	102.00
063500	0016	02/27/2013	A Central Stu. Type A	03 006 1512 0000 000000	400	249.20
063500	0020	02/27/2013	A Central ROA Stu. Type A	03 006 1512 0000 000000	400	100.85-

## STATUS (STS) CODES:

A-RECEIPT B-REFUND OF RECEIPT V-VOID REFUND OF RECEIPT X-REDUCTION OF EXPENDITURE  
 C-APPROPRIATION OR BUDGET MODIFICATIONS D-EXPENSE/SUPPLIES DISTRIBUTION F-FUND TO FUND TRANSFER

DATE: 03/06/2013  
TIME: 11:17

LEXINGTON LOCAL SCHOOLS  
TRANS. BY FUND/RCPT, ALL FUNDS  
DATES 02/01/2013 THRU 02/28/2013  
SORTED BY TRANSACTION DATE

PAGE: 10  
(RECLED)

TRANS NO	ITEM NO	TRANS DATE	STS	DESCRIPTION OR SOURCE	TI	FUND	RCPT	SPCC	SUBT	OPU	TRANS AMOUNT
063500	0021	02/27/2013	A	Western Stu. Type A	03	006	1512	0000	000000	500	233.10
063500	0025	02/27/2013	A	Western ROA Stu. Type A	03	006	1512	0000	000000	500	60.30-
063508	0001	02/28/2013	A	HS Stu. Type A	03	006	1512	0000	000000	100	855.40
063508	0005	02/28/2013	A	HS ROA Stu. Type A	03	006	1512	0000	000000	100	215.55-
063508	0006	02/28/2013	A	Jr Hi Stu. Type A	03	006	1512	0000	000000	200	427.60
063508	0010	02/28/2013	A	Jr. Hi ROA Stu Type A	03	006	1512	0000	000000	200	152.55-
063508	0011	02/28/2013	A	Eastern Stu. Type A	03	006	1512	0000	000000	300	353.75
063508	0015	02/28/2013	A	Eastern ROA Stu. Type A	03	006	1512	0000	000000	300	48.65
063508	0016	02/28/2013	A	Central Stu. Type A	03	006	1512	0000	000000	400	300.25
063508	0020	02/28/2013	A	Central ROA Stu. Type A	03	006	1512	0000	000000	400	10.96-
063508	0021	02/28/2013	A	Western Stu. Type A	03	006	1512	0000	000000	500	271.60
063508	0025	02/28/2013	A	Western ROA Stu. Type A	03	006	1512	0000	000000	500	88.09-
063510	0003	02/28/2013	A	HS Lunch - Pay For It	03	006	1512	0000	000000	100	1,482.60
063510	0004	02/28/2013	A	Jr High Lunch - Pay For It	03	006	1512	0000	000000	200	842.90
063510	0005	02/28/2013	A	Eastern Lunch - Pay For It	03	006	1512	0000	000000	300	934.10
063510	0006	02/28/2013	A	Central Lunch - Pay For It	03	006	1512	0000	000000	400	732.25
063510	0007	02/28/2013	A	Western Lunch - Pay For It	03	006	1512	0000	000000	500	632.00
063512	0002	02/28/2013	A	Correct Pay For It to Type A	03	006	1512	0000	000000	100	2,432.50
063512	0004	02/28/2013	A	Correct Pay For It to Type A	03	006	1512	0000	000000	200	1,070.00
063512	0006	02/28/2013	A	Correct Pay For It to Type A	03	006	1512	0000	000000	300	824.25
063512	0008	02/28/2013	A	Correct Pay For It to Type A	03	006	1512	0000	000000	400	751.25
063512	0010	02/28/2013	A	Correct Pay For It to Type A	03	006	1512	0000	000000	500	647.00
RCPT CODE SUB-TOTAL:											46,732.12
063415	0003	02/01/2013	A	HS Stu. ALa Carte	03	006	1513	0000	000000	100	432.25
063415	0008	02/01/2013	A	Jr. Hi Stu. ALa Carte	03	006	1513	0000	000000	200	140.50
063415	0013	02/01/2013	A	Eastern Stu. ALa Carte	03	006	1513	0000	000000	300	73.75
063415	0018	02/01/2013	A	Central Stu. ALa Carte	03	006	1513	0000	000000	400	0.00
063415	0023	02/01/2013	A	Western Stu. ALa Carte	03	006	1513	0000	000000	500	15.00
063422	0003	02/04/2013	A	HS Stu. ALa Carte	03	006	1513	0000	000000	100	437.85
063422	0008	02/04/2013	A	Jr. Hi Stu. ALa Carte	03	006	1513	0000	000000	200	143.00
063422	0013	02/04/2013	A	Eastern Stu. ALa Carte	03	006	1513	0000	000000	300	53.25
063422	0018	02/04/2013	A	Central Stu. ALa Carte	03	006	1513	0000	000000	400	19.00
063422	0023	02/04/2013	A	Western Stu. ALa Carte	03	006	1513	0000	000000	500	14.75
063425	0003	02/05/2013	A	HS Stu. ALa Carte	03	006	1513	0000	000000	100	473.15
063425	0008	02/05/2013	A	Jr. Hi Stu. ALa Carte	03	006	1513	0000	000000	200	164.50
063425	0013	02/05/2013	A	Eastern Stu. ALa Carte	03	006	1513	0000	000000	300	63.50
063425	0018	02/05/2013	A	Central Stu. ALa Carte	03	006	1513	0000	000000	400	17.75
063425	0023	02/05/2013	A	Western Stu. ALa Carte	03	006	1513	0000	000000	500	20.00
063431	0003	02/06/2013	A	HS Stu. ALa Carte	03	006	1513	0000	000000	100	467.85
063431	0008	02/06/2013	A	Jr. Hi Stu. ALa Carte	03	006	1513	0000	000000	200	148.50
063431	0013	02/06/2013	A	Eastern Stu. ALa Carte	03	006	1513	0000	000000	300	53.20
063431	0018	02/06/2013	A	Central Stu. ALa Carte	03	006	1513	0000	000000	400	15.75

STATUS (STS) CODES:

A-RECEIPT B-REFUND OF RECEIPT V-VOID REFUND OF RECEIPT X-REDUCTION OF EXPENDITURE  
C-APPROPRIATION OR BUDGET MODIFICATIONS D-EXPENSE/SUPPLIES DISTRIBUTION F-FUND TO FUND TRANSFER

DATE: 03/06/2013  
TIME: 11:17

LEXINGTON LOCAL SCHOOLS  
TRANS. BY FUND/RCPT, ALL FUNDS  
DATES 02/01/2013 THRU 02/28/2013  
SORTED BY TRANSACTION DATE

PAGE: 11  
(RECLED)

TRANS NO	ITEM NO	TRANS DATE	STS	DESCRIPTION OR SOURCE	TI	FUND	RCPT	SPEC	SUBJ	OPU	TRANS AMOUNT
063431	0023	02/06/2013	A	Western Stu. Ala Carte	03	006	1513	0000	000000	500	18.25
063436	0003	02/07/2013	A	HS Stu. Ala Carte	03	006	1513	0000	000000	100	426.05
063436	0008	02/07/2013	A	Jr. Hi Stu. Ala Carte	03	006	1513	0000	000000	200	154.05
063436	0013	02/07/2013	A	Eastern Stu. Ala Carte	03	006	1513	0000	000000	300	64.50
063436	0018	02/07/2013	A	Central Stu. Ala Carte	03	006	1513	0000	000000	400	15.25
063436	0023	02/07/2013	A	Western Stu. Ala Carte	03	006	1513	0000	000000	500	16.25
063442	0003	02/08/2013	A	HS Stu. Ala Carte	03	006	1513	0000	000000	100	456.50
063442	0008	02/08/2013	A	Jr. Hi Stu. Ala Carte	03	006	1513	0000	000000	200	151.05
063442	0013	02/08/2013	A	Eastern Stu. Ala Carte	03	006	1513	0000	000000	300	45.00
063442	0018	02/08/2013	A	Central Stu. Ala Carte	03	006	1513	0000	000000	400	15.50
063442	0023	02/08/2013	A	Western Stu. Ala Carte	03	006	1513	0000	000000	500	10.00
063427	0002	02/11/2013	A	HS Lunch Deposit - Maya Ahmed	03	006	1513	0000	000000	100	14.00
063444	0003	02/11/2013	A	HS Stu. Ala Carte	03	006	1513	0000	000000	100	519.90
063444	0008	02/11/2013	A	Jr. Hi Stu. Ala Carte	03	006	1513	0000	000000	200	149.55
063444	0013	02/11/2013	A	Eastern Stu. Ala Carte	03	006	1513	0000	000000	300	66.50
063444	0018	02/11/2013	A	Central Stu. Ala Carte	03	006	1513	0000	000000	400	13.25
063444	0023	02/11/2013	A	Western Stu. Ala Carte	03	006	1513	0000	000000	500	18.00
063450	0003	02/12/2013	A	HS Stu. Ala Carte	03	006	1513	0000	000000	100	524.40
063450	0008	02/12/2013	A	Jr. Hi Stu. Ala Carte	03	006	1513	0000	000000	200	166.00
063450	0013	02/12/2013	A	Eastern Stu. Ala Carte	03	006	1513	0000	000000	300	76.30
063450	0018	02/12/2013	A	Central Stu. Ala Carte	03	006	1513	0000	000000	400	14.50
063450	0023	02/12/2013	A	Western Stu. Ala Carte	03	006	1513	0000	000000	500	18.75
063455	0003	02/13/2013	A	HS Stu. Ala Carte	03	006	1513	0000	000000	100	481.40
063455	0008	02/13/2013	A	Jr. Hi Stu. Ala Carte	03	006	1513	0000	000000	200	152.25
063455	0013	02/13/2013	A	Eastern Stu. Ala Carte	03	006	1513	0000	000000	300	73.75
063455	0018	02/13/2013	A	Central Stu. Ala Carte	03	006	1513	0000	000000	400	18.75
063455	0023	02/13/2013	A	Western Stu. Ala Carte	03	006	1513	0000	000000	500	16.75
063461	0003	02/14/2013	A	HS Stu. Ala Carte	03	006	1513	0000	000000	100	421.80
063461	0008	02/14/2013	A	Jr. Hi Stu. Ala Carte	03	006	1513	0000	000000	200	125.65
063461	0013	02/14/2013	A	Eastern Stu. Ala Carte	03	006	1513	0000	000000	300	62.85
063461	0018	02/14/2013	A	Central Stu. Ala Carte	03	006	1513	0000	000000	400	19.00
063461	0023	02/14/2013	A	Western Stu. Ala Carte	03	006	1513	0000	000000	500	15.25
063466	0003	02/15/2013	A	HS Stu. Ala Carte	03	006	1513	0000	000000	100	447.90
063466	0008	02/15/2013	A	Jr. Hi Stu. Ala Carte	03	006	1513	0000	000000	200	120.05
063466	0013	02/15/2013	A	Eastern Stu. Ala Carte	03	006	1513	0000	000000	300	48.25
063466	0018	02/15/2013	A	Central Stu. Ala Carte	03	006	1513	0000	000000	400	21.50
063466	0023	02/15/2013	A	Western Stu. Ala Carte	03	006	1513	0000	000000	500	10.25
063473	0003	02/19/2013	A	HS Stu. Ala Carte	03	006	1513	0000	000000	100	466.55
063473	0008	02/19/2013	A	Jr. Hi Stu. Ala Carte	03	006	1513	0000	000000	200	132.50
063473	0013	02/19/2013	A	Eastern Stu. Ala Carte	03	006	1513	0000	000000	300	73.30
063473	0018	02/19/2013	A	Central Stu. Ala Carte	03	006	1513	0000	000000	400	24.00
063473	0023	02/19/2013	A	Western Stu. Ala Carte	03	006	1513	0000	000000	500	22.00
063476	0003	02/20/2013	A	HS Stu. Ala Carte	03	006	1513	0000	000000	100	395.35
063476	0008	02/20/2013	A	Jr. Hi Stu. Ala Carte	03	006	1513	0000	000000	200	166.40

STATUS (STS) CODES:

A-RECEIPT B-REFUND OF RECEIPT V-VOID REFUND OF RECEIPT X-REDUCTION OF EXPENDITURE  
C-APPROPRIATION OR BUDGET MODIFICATIONS D-EXPENSE/SUPPLIES DISTRIBUTION F-FUND TO FUND TRANSFER



DATE: 03/06/2013  
TIME: 11:17

LEXINGTON LOCAL SCHOOLS  
TRANS. BY FUND/RCPT, ALL FUNDS  
DATES 02/01/2013 THRU 02/28/2013  
SORTED BY TRANSACTION DATE

PAGE: 12  
(RECLED)

TRANS NO	ITEM NO	TRANS DATE	STS DESCRIPTION OR SOURCE	TI FUND RCPT SPCC SUBJ	OPU	TRANS AMOUNT
063476	0013	02/20/2013	A Eastern Stu. Ala Carte	03 006 1513 0000 000000	300	94.50
063476	0018	02/20/2013	A Central Stu. Ala Carte	03 006 1513 0000 000000	400	29.25
063476	0023	02/20/2013	A Western Stu. Ala Carte	03 006 1513 0000 000000	500	20.75
063486	0003	02/21/2013	A HS Stu. Ala Carte	03 006 1513 0000 000000	100	445.55
063486	0008	02/21/2013	A Jr. Hi Stu. Ala Carte	03 006 1513 0000 000000	200	140.75
063486	0013	02/21/2013	A Eastern Stu. Ala Carte	03 006 1513 0000 000000	300	45.25
063486	0018	02/21/2013	A Central Stu. Ala Carte	03 006 1513 0000 000000	400	23.75
063486	0023	02/21/2013	A Western Stu. Ala Carte	03 006 1513 0000 000000	500	15.00
063488	0003	02/22/2013	A HS Stu. Ala Carte	03 006 1513 0000 000000	100	364.55
063488	0008	02/22/2013	A Jr. Hi Stu. Ala Carte	03 006 1513 0000 000000	200	126.15
063488	0013	02/22/2013	A Eastern Stu. Ala Carte	03 006 1513 0000 000000	300	48.60
063488	0014	02/22/2013	A Eastern Stu. Ala Carte	03 006 1513 0000 000000	300	9.25
063488	0018	02/22/2013	A Central Stu. Ala Carte	03 006 1513 0000 000000	400	21.50
063488	0023	02/22/2013	A Western Stu. Ala Carte	03 006 1513 0000 000000	500	9.45
063496	0003	02/25/2013	A HS Stu. Ala Carte	03 006 1513 0000 000000	100	515.10
063496	0008	02/25/2013	A Jr. Hi Stu. Ala Carte	03 006 1513 0000 000000	200	161.15
063496	0013	02/25/2013	A Eastern Stu. Ala Carte	03 006 1513 0000 000000	300	62.75
063496	0018	02/25/2013	A Central Stu. Ala Carte	03 006 1513 0000 000000	400	20.00
063496	0023	02/25/2013	A Western Stu. Ala Carte	03 006 1513 0000 000000	500	16.75
063499	0003	02/26/2013	A HS Stu. Ala Carte	03 006 1513 0000 000000	100	565.40
063499	0008	02/26/2013	A Jr. Hi Stu. Ala Carte	03 006 1513 0000 000000	200	198.15
063499	0013	02/26/2013	A Eastern Stu. Ala Carte	03 006 1513 0000 000000	300	76.75
063499	0018	02/26/2013	A Central Stu. Ala Carte	03 006 1513 0000 000000	400	18.50
063499	0023	02/26/2013	A Western Stu. Ala Carte	03 006 1513 0000 000000	500	21.75
063500	0003	02/27/2013	A HS Stu. Ala Carte	03 006 1513 0000 000000	100	492.65
063500	0008	02/27/2013	A Jr. Hi Stu. Ala Carte	03 006 1513 0000 000000	200	117.40
063500	0013	02/27/2013	A Eastern Stu. Ala Carte	03 006 1513 0000 000000	300	60.25
063500	0018	02/27/2013	A Central Stu. Ala Carte	03 006 1513 0000 000000	400	27.25
063500	0023	02/27/2013	A Western Stu. Ala Carte	03 006 1513 0000 000000	500	18.25
063508	0003	02/28/2013	A HS Stu. Ala Carte	03 006 1513 0000 000000	100	461.95
063508	0008	02/28/2013	A Jr. Hi Stu. Ala Carte	03 006 1513 0000 000000	200	122.75
063508	0013	02/28/2013	A Eastern Stu. Ala Carte	03 006 1513 0000 000000	300	49.65
063508	0018	02/28/2013	A Central Stu. Ala Carte	03 006 1513 0000 000000	400	22.25
063508	0023	02/28/2013	A Western Stu. Ala Carte	03 006 1513 0000 000000	500	18.50
RCPT CODE SUB-TOTAL:						13,464.10
063415	0002	02/01/2013	A HS Stu. Milk	03 006 1514 0000 000000	100	11.00
063415	0007	02/01/2013	A Jr. Hi. Stu Milk	03 006 1514 0000 000000	200	3.00
063415	0012	02/01/2013	A Eastern Stu. Milk	03 006 1514 0000 000000	300	4.00
063415	0017	02/01/2013	A Central Stu. Milk	03 006 1514 0000 000000	400	0.50
063415	0022	02/01/2013	A Western Stu. Milk	03 006 1514 0000 000000	500	3.00
063422	0002	02/04/2013	A HS Stu. Milk	03 006 1514 0000 000000	100	13.00
063422	0007	02/04/2013	A Jr. Hi. Stu Milk	03 006 1514 0000 000000	200	4.00

STATUS (STS) CODES:

A-RECEIPT B-REFUND OF RECEIPT V-VOID REFUND OF RECEIPT X-REDUCTION OF EXPENDITURE  
C-APPROPRIATION OR BUDGET MODIFICATIONS D-EXPENSE/SUPPLIES DISTRIBUTION F-FUND TO FUND TRANSFER

DATE: 03/06/2013  
TIME: 11:17

LEXINGTON LOCAL SCHOOLS  
TRANS. BY FUND/RCPT, ALL FUNDS  
DATES 02/01/2013 THRU 02/28/2013  
SORTED BY TRANSACTION DATE

PAGE: 13  
(RECLED)

TRANS NO	ITEM NO	TRANS DATE	STS	DESCRIPTION OR SOURCE	TI	FUND	RCPT	SPEC	SUBJ	QPU	TRANS AMOUNT
063422	0012	02/04/2013	A	Eastern Stu. Milk	03	006	1514	0000	000000	300	6.00
063422	0017	02/04/2013	A	Central Stu. Milk	03	006	1514	0000	000000	400	2.00
063422	0022	02/04/2013	A	Western Stu. Milk	03	006	1514	0000	000000	500	4.50
063425	0002	02/05/2013	A	HS Stu. Milk	03	006	1514	0000	000000	100	14.50
063425	0007	02/05/2013	A	Jr. Hi. Stu Milk	03	006	1514	0000	000000	200	3.50
063425	0012	02/05/2013	A	Eastern Stu. Milk	03	006	1514	0000	000000	300	4.00
063425	0017	02/05/2013	A	Central Stu. Milk	03	006	1514	0000	000000	400	2.50
063425	0022	02/05/2013	A	Western Stu. Milk	03	006	1514	0000	000000	500	4.50
063431	0002	02/06/2013	A	HS Stu. Milk	03	006	1514	0000	000000	100	17.00
063431	0007	02/06/2013	A	Jr. Hi. Stu Milk	03	006	1514	0000	000000	200	6.00
063431	0012	02/06/2013	A	Eastern Stu. Milk	03	006	1514	0000	000000	300	2.50
063431	0017	02/06/2013	A	Central Stu. Milk	03	006	1514	0000	000000	400	1.00
063431	0022	02/06/2013	A	Western Stu. Milk	03	006	1514	0000	000000	500	4.00
063436	0002	02/07/2013	A	HS Stu. Milk	03	006	1514	0000	000000	100	11.00
063436	0007	02/07/2013	A	Jr. Hi. Stu Milk	03	006	1514	0000	000000	200	2.00
063436	0012	02/07/2013	A	Eastern Stu. Milk	03	006	1514	0000	000000	300	1.50
063436	0017	02/07/2013	A	Central Stu. Milk	03	006	1514	0000	000000	400	1.50
063436	0022	02/07/2013	A	Western Stu. Milk	03	006	1514	0000	000000	500	4.50
063442	0002	02/08/2013	A	HS Stu. Milk	03	006	1514	0000	000000	100	16.50
063442	0007	02/08/2013	A	Jr. Hi. Stu Milk	03	006	1514	0000	000000	200	5.00
063442	0012	02/08/2013	A	Eastern Stu. Milk	03	006	1514	0000	000000	300	3.00
063442	0017	02/08/2013	A	Central Stu. Milk	03	006	1514	0000	000000	400	1.00
063442	0022	02/08/2013	A	Western Stu. Milk	03	006	1514	0000	000000	500	7.00
063444	0002	02/11/2013	A	HS Stu. Milk	03	006	1514	0000	000000	100	14.50
063444	0007	02/11/2013	A	Jr. Hi. Stu Milk	03	006	1514	0000	000000	200	3.00
063444	0012	02/11/2013	A	Eastern Stu. Milk	03	006	1514	0000	000000	300	2.50
063444	0017	02/11/2013	A	Central Stu. Milk	03	006	1514	0000	000000	400	0.50
063444	0022	02/11/2013	A	Western Stu. Milk	03	006	1514	0000	000000	500	4.00
063450	0002	02/12/2013	A	HS Stu. Milk	03	006	1514	0000	000000	100	9.50
063450	0007	02/12/2013	A	Jr. Hi. Stu Milk	03	006	1514	0000	000000	200	3.50
063450	0012	02/12/2013	A	Eastern Stu. Milk	03	006	1514	0000	000000	300	4.00
063450	0017	02/12/2013	A	Central Stu. Milk	03	006	1514	0000	000000	400	1.50
063450	0022	02/12/2013	A	Western Stu. Milk	03	006	1514	0000	000000	500	3.00
063455	0002	02/13/2013	A	HS Stu. Milk	03	006	1514	0000	000000	100	21.00
063455	0007	02/13/2013	A	Jr. Hi. Stu Milk	03	006	1514	0000	000000	200	4.50
063455	0012	02/13/2013	A	Eastern Stu. Milk	03	006	1514	0000	000000	300	4.50
063455	0017	02/13/2013	A	Central Stu. Milk	03	006	1514	0000	000000	400	1.50
063455	0022	02/13/2013	A	Western Stu. Milk	03	006	1514	0000	000000	500	6.50
063461	0002	02/14/2013	A	HS Stu. Milk	03	006	1514	0000	000000	100	16.00
063461	0007	02/14/2013	A	Jr. Hi. Stu Milk	03	006	1514	0000	000000	200	6.50
063461	0012	02/14/2013	A	Eastern Stu. Milk	03	006	1514	0000	000000	300	2.50
063461	0017	02/14/2013	A	Central Stu. Milk	03	006	1514	0000	000000	400	2.00
063461	0022	02/14/2013	A	Western Stu. Milk	03	006	1514	0000	000000	500	6.00
063466	0002	02/15/2013	A	HS Stu. Milk	03	006	1514	0000	000000	100	15.50

STATUS (STS) CODES:

A-RECEIPT B-REFUND OF RECEIPT V-VOID REFUND OF RECEIPT X-REDUCTION OF EXPENDITURE  
C-APPROPRIATION OR BUDGET MODIFICATIONS D-EXPENSE/SUPPLIES DISTRIBUTION F-FUND TO FUND TRANSFER

DATE: 03/06/2013  
TIME: 11:17

LEXINGTON LOCAL SCHOOLS  
TRANS. BY FUND/RCPT, ALL FUNDS  
DATES 02/01/2013 THRU 02/28/2013  
SORTED BY TRANSACTION DATE

PAGE: 14  
(RECLED)

TRANS NO	ITEM NO	TRANS DATE	STS	DESCRIPTION OR SOURCE	TI	FUND	RCPT	SPCC	SUBJ	OPU	TRANS AMOUNT
063466	0007	02/15/2013	A	Jr. Hi. Stu Milk	03	006	1514	0000	000000	200	4.50
063466	0012	02/15/2013	A	Eastern Stu. Milk	03	006	1514	0000	000000	300	2.50
063466	0017	02/15/2013	A	Central Stu. Milk	03	006	1514	0000	000000	400	2.00
063466	0022	02/15/2013	A	Western Stu. Milk	03	006	1514	0000	000000	500	6.50
063473	0002	02/19/2013	A	HS Stu. Milk	03	006	1514	0000	000000	100	13.00
063473	0007	02/19/2013	A	Jr. Hi. Stu Milk	03	006	1514	0000	000000	200	7.00
063473	0012	02/19/2013	A	Eastern Stu. Milk	03	006	1514	0000	000000	300	2.50
063473	0017	02/19/2013	A	Central Stu. Milk	03	006	1514	0000	000000	400	1.00
063473	0022	02/19/2013	A	Western Stu. Milk	03	006	1514	0000	000000	500	4.50
063476	0002	02/20/2013	A	HS Stu. Milk	03	006	1514	0000	000000	100	10.50
063476	0007	02/20/2013	A	Jr. Hi. Stu Milk	03	006	1514	0000	000000	200	5.00
063476	0012	02/20/2013	A	Eastern Stu. Milk	03	006	1514	0000	000000	300	2.50
063476	0017	02/20/2013	A	Central Stu. Milk	03	006	1514	0000	000000	400	1.00
063476	0022	02/20/2013	A	Western Stu. Milk	03	006	1514	0000	000000	500	3.50
063486	0002	02/21/2013	A	HS Stu. Milk	03	006	1514	0000	000000	100	15.50
063486	0007	02/21/2013	A	Jr. Hi. Stu Milk	03	006	1514	0000	000000	200	2.50
063486	0012	02/21/2013	A	Eastern Stu. Milk	03	006	1514	0000	000000	300	4.50
063486	0017	02/21/2013	A	Central Stu. Milk	03	006	1514	0000	000000	400	1.50
063486	0022	02/21/2013	A	Western Stu. Milk	03	006	1514	0000	000000	500	6.00
063488	0002	02/22/2013	A	HS Stu. Milk	03	006	1514	0000	000000	100	15.50
063488	0007	02/22/2013	A	Jr. Hi. Stu Milk	03	006	1514	0000	000000	200	10.00
063488	0012	02/22/2013	A	Eastern Stu. Milk	03	006	1514	0000	000000	300	2.50
063488	0017	02/22/2013	A	Central Stu. Milk	03	006	1514	0000	000000	400	1.50
063488	0022	02/22/2013	A	Western Stu. Milk	03	006	1514	0000	000000	500	3.50
063496	0002	02/25/2013	A	HS Stu. Milk	03	006	1514	0000	000000	100	11.00
063496	0007	02/25/2013	A	Jr. Hi. Stu Milk	03	006	1514	0000	000000	200	3.00
063496	0012	02/25/2013	A	Eastern Stu. Milk	03	006	1514	0000	000000	300	3.50
063496	0017	02/25/2013	A	Central Stu. Milk	03	006	1514	0000	000000	400	2.00
063496	0022	02/25/2013	A	Western Stu. Milk	03	006	1514	0000	000000	500	4.00
063499	0002	02/26/2013	A	HS Stu. Milk	03	006	1514	0000	000000	100	14.00
063499	0007	02/26/2013	A	Jr. Hi. Stu Milk	03	006	1514	0000	000000	200	2.50
063499	0012	02/26/2013	A	Eastern Stu. Milk	03	006	1514	0000	000000	300	2.50
063499	0017	02/26/2013	A	Central Stu. Milk	03	006	1514	0000	000000	400	2.50
063499	0022	02/26/2013	A	Western Stu. Milk	03	006	1514	0000	000000	500	5.50
063500	0002	02/27/2013	A	HS Stu. Milk	03	006	1514	0000	000000	100	10.50
063500	0007	02/27/2013	A	Jr. Hi. Stu Milk	03	006	1514	0000	000000	200	3.00
063500	0012	02/27/2013	A	Eastern Stu. Milk	03	006	1514	0000	000000	300	3.50
063500	0017	02/27/2013	A	Central Stu. Milk	03	006	1514	0000	000000	400	2.00
063500	0022	02/27/2013	A	Western Stu. Milk	03	006	1514	0000	000000	500	4.50
063508	0002	02/28/2013	A	HS Stu. Milk	03	006	1514	0000	000000	100	13.50
063508	0007	02/28/2013	A	Jr. Hi. Stu Milk	03	006	1514	0000	000000	200	5.50
063508	0012	02/28/2013	A	Eastern Stu. Milk	03	006	1514	0000	000000	300	1.50
063508	0017	02/28/2013	A	Central Stu. Milk	03	006	1514	0000	000000	400	0.50
063508	0022	02/28/2013	A	Western Stu. Milk	03	006	1514	0000	000000	500	4.00

STATUS (STS) CODES:

A-RECEIPT B-REFUND OF RECEIPT V-VOID REFUND OF RECEIPT X-REDUCTION OF EXPENDITURE  
C-APPROPRIATION OR BUDGET MODIFICATIONS D-EXPENSE/SUPPLIES DISTRIBUTION F-FUND TO FUND TRANSFER

DATE: 03/06/2013

TIME: 11:17

LEXINGTON LOCAL SCHOOLS  
 TRANS. BY FUND/RCPT, ALL FUNDS  
 DATES 02/01/2013 THRU 02/28/2013  
 SORTED BY TRANSACTION DATE

PAGE: 15

(RECLED)

TRANS NO	ITEM NO	TRANS DATE	STS DESCRIPTION OR SOURCE	TI FUND RCPT SPCC SUBJ OFU	TRANS AMOUNT
RCPT CODE SUB-TOTAL:					524.00
063415	0004	02/01/2013	A HS Adult Ala Carte	03 006 1523 0000 000000 100	22.40
063415	0009	02/01/2013	A Jr. Hi Adult Ala Carte	03 006 1523 0000 000000 200	17.50
063415	0014	02/01/2013	A Eastern Adult Ala Carte	03 006 1523 0000 000000 300	15.00
063415	0019	02/01/2013	A Central Adult Ala Carte	03 006 1523 0000 000000 400	19.50
063415	0024	02/01/2013	A Western Adult Ala Carte	03 006 1523 0000 000000 500	3.25
063422	0004	02/04/2013	A HS Adult Ala Carte	03 006 1523 0000 000000 100	21.75
063422	0009	02/04/2013	A Jr. Hi Adult Ala Carte	03 006 1523 0000 000000 200	12.25
063422	0014	02/04/2013	A Eastern Adult Ala Carte	03 006 1523 0000 000000 300	12.50
063422	0019	02/04/2013	A Central Adult Ala Carte	03 006 1523 0000 000000 400	6.50
063422	0024	02/04/2013	A Western Adult Ala Carte	03 006 1523 0000 000000 500	10.25
063425	0004	02/05/2013	A HS Adult Ala Carte	03 006 1523 0000 000000 100	16.00
063425	0009	02/05/2013	A Jr. Hi Adult Ala Carte	03 006 1523 0000 000000 200	15.75
063425	0014	02/05/2013	A Eastern Adult Ala Carte	03 006 1523 0000 000000 300	4.80
063425	0019	02/05/2013	A Central Adult Ala Carte	03 006 1523 0000 000000 400	16.05
063425	0024	02/05/2013	A Western Adult Ala Carte	03 006 1523 0000 000000 500	5.50
063431	0004	02/06/2013	A HS Adult Ala Carte	03 006 1523 0000 000000 100	7.75
063431	0009	02/06/2013	A Jr. Hi Adult Ala Carte	03 006 1523 0000 000000 200	3.75
063431	0014	02/06/2013	A Eastern Adult Ala Carte	03 006 1523 0000 000000 300	9.55
063431	0019	02/06/2013	A Central Adult Ala Carte	03 006 1523 0000 000000 400	21.25
063431	0024	02/06/2013	A Western Adult Ala Carte	03 006 1523 0000 000000 500	12.00
063436	0004	02/07/2013	A HS Adult Ala Carte	03 006 1523 0000 000000 100	25.75
063436	0009	02/07/2013	A Jr. Hi Adult Ala Carte	03 006 1523 0000 000000 200	12.25
063436	0014	02/07/2013	A Eastern Adult Ala Carte	03 006 1523 0000 000000 300	7.55
063436	0019	02/07/2013	A Central Adult Ala Carte	03 006 1523 0000 000000 400	23.30
063436	0024	02/07/2013	A Western Adult Ala Carte	03 006 1523 0000 000000 500	13.00
063442	0004	02/08/2013	A HS Adult Ala Carte	03 006 1523 0000 000000 100	16.25
063442	0009	02/08/2013	A Jr. Hi Adult Ala Carte	03 006 1523 0000 000000 200	12.00
063442	0014	02/08/2013	A Eastern Adult Ala Carte	03 006 1523 0000 000000 300	9.30
063442	0019	02/08/2013	A Central Adult Ala Carte	03 006 1523 0000 000000 400	0.00
063442	0024	02/08/2013	A Western Adult Ala Carte	03 006 1523 0000 000000 500	3.25
063444	0004	02/11/2013	A HS Adult Ala Carte	03 006 1523 0000 000000 100	28.40
063444	0009	02/11/2013	A Jr. Hi Adult Ala Carte	03 006 1523 0000 000000 200	14.50
063444	0014	02/11/2013	A Eastern Adult Ala Carte	03 006 1523 0000 000000 300	17.75
063444	0019	02/11/2013	A Central Adult Ala Carte	03 006 1523 0000 000000 400	7.00
063444	0024	02/11/2013	A Western Adult Ala Carte	03 006 1523 0000 000000 500	12.25
063450	0004	02/12/2013	A HS Adult Ala Carte	03 006 1523 0000 000000 100	9.90
063450	0009	02/12/2013	A Jr. Hi Adult Ala Carte	03 006 1523 0000 000000 200	14.00
063450	0014	02/12/2013	A Eastern Adult Ala Carte	03 006 1523 0000 000000 300	2.50
063450	0019	02/12/2013	A Central Adult Ala Carte	03 006 1523 0000 000000 400	4.05
063450	0024	02/12/2013	A Western Adult Ala Carte	03 006 1523 0000 000000 500	4.25
063455	0004	02/13/2013	A HS Adult Ala Carte	03 006 1523 0000 000000 100	13.75

## STATUS (STS) CODES:

A-RECEIPT B-REFUND OF RECEIPT V-VOID REFUND OF RECEIPT X-REDUCTION OF EXPENDITURE  
 C-APPROPRIATION OR BUDGET MODIFICATIONS D-EXPENSE/SUPPLIES DISTRIBUTION F-FUND TO FUND TRANSFER

DATE: 03/06/2013

TIME: 11:17

LEXINGTON LOCAL SCHOOLS  
 TRANS. BY FUND/RCPT, ALL FUNDS  
 DATES 02/01/2013 THRU 02/28/2013  
 SORTED BY TRANSACTION DATE

PAGE: 16

(RECLED)

TRANS NO	ITEM NO	TRANS DATE	STS	DESCRIPTION OR SOURCE	TI	FUND	RCPT	SPCC	SUBJ	OPU	TRANS AMOUNT
063455	0009	02/13/2013	A	Jr. Hi Adult Ala Carte	03	006	1523	0000	000000	200	3.75
063455	0014	02/13/2013	A	Eastern Adult Ala Carte	03	006	1523	0000	000000	300	11.00
063455	0019	02/13/2013	A	Central Adult Ala Carte	03	006	1523	0000	000000	400	7.00
063455	0024	02/13/2013	A	Western Adult Ala Carte	03	006	1523	0000	000000	500	3.75
063461	0004	02/14/2013	A	HS Adult Ala Carte	03	006	1523	0000	000000	100	12.00
063461	0009	02/14/2013	A	Jr. Hi Adult Ala Carte	03	006	1523	0000	000000	200	13.50
063461	0014	02/14/2013	A	Eastern Adult Ala Carte	03	006	1523	0000	000000	300	11.40
063461	0019	02/14/2013	A	Central Adult Ala Carte	03	006	1523	0000	000000	400	21.00
063461	0024	02/14/2013	A	Western Adult Ala Carte	03	006	1523	0000	000000	500	13.00
063466	0004	02/15/2013	A	HS Adult Ala Carte	03	006	1523	0000	000000	100	22.80
063466	0009	02/15/2013	A	Jr. Hi Adult Ala Carte	03	006	1523	0000	000000	200	19.00
063466	0014	02/15/2013	A	Eastern Adult Ala Carte	03	006	1523	0000	000000	300	15.25
063466	0019	02/15/2013	A	Central Adult Ala Carte	03	006	1523	0000	000000	400	3.25
063466	0024	02/15/2013	A	Western Adult Ala Carte	03	006	1523	0000	000000	500	6.25
063473	0004	02/19/2013	A	HS Adult Ala Carte	03	006	1523	0000	000000	100	19.75
063473	0009	02/19/2013	A	Jr. Hi Adult Ala Carte	03	006	1523	0000	000000	200	10.80
063473	0014	02/19/2013	A	Eastern Adult Ala Carte	03	006	1523	0000	000000	300	4.00
063473	0019	02/19/2013	A	Central Adult Ala Carte	03	006	1523	0000	000000	400	7.50
063473	0024	02/19/2013	A	Western Adult Ala Carte	03	006	1523	0000	000000	500	7.00
063476	0004	02/20/2013	A	HS Adult Ala Carte	03	006	1523	0000	000000	100	8.25
063476	0009	02/20/2013	A	Jr. Hi Adult Ala Carte	03	006	1523	0000	000000	200	4.00
063476	0014	02/20/2013	A	Eastern Adult Ala Carte	03	006	1523	0000	000000	300	16.00
063476	0019	02/20/2013	A	Central Adult Ala Carte	03	006	1523	0000	000000	400	19.50
063476	0024	02/20/2013	A	Western Adult Ala Carte	03	006	1523	0000	000000	500	3.25
063486	0004	02/21/2013	A	HS Adult Ala Carte	03	006	1523	0000	000000	100	12.50
063486	0009	02/21/2013	A	Jr. Hi Adult Ala Carte	03	006	1523	0000	000000	200	13.00
063486	0014	02/21/2013	A	Eastern Adult Ala Carte	03	006	1523	0000	000000	300	13.50
063486	0019	02/21/2013	A	Central Adult Ala Carte	03	006	1523	0000	000000	400	21.25
063486	0024	02/21/2013	A	Western Adult Ala Carte	03	006	1523	0000	000000	500	8.75
063488	0004	02/22/2013	A	HS Adult Ala Carte	03	006	1523	0000	000000	100	16.40
063488	0009	02/22/2013	A	Jr. Hi Adult Ala Carte	03	006	1523	0000	000000	200	16.50
063488	0019	02/22/2013	A	Central Adult Ala Carte	03	006	1523	0000	000000	400	16.00
063488	0024	02/22/2013	A	Western Adult Ala Carte	03	006	1523	0000	000000	500	2.25
063496	0004	02/25/2013	A	HS Adult Ala Carte	03	006	1523	0000	000000	100	13.75
063496	0009	02/25/2013	A	Jr. Hi Adult Ala Carte	03	006	1523	0000	000000	200	10.25
063496	0014	02/25/2013	A	Eastern Adult Ala Carte	03	006	1523	0000	000000	300	5.75
063496	0019	02/25/2013	A	Central Adult Ala Carte	03	006	1523	0000	000000	400	10.00
063496	0024	02/25/2013	A	Western Adult Ala Carte	03	006	1523	0000	000000	500	8.50
063499	0004	02/26/2013	A	HS Adult Ala Carte	03	006	1523	0000	000000	100	13.75
063499	0009	02/26/2013	A	Jr. Hi Adult Ala Carte	03	006	1523	0000	000000	200	14.00
063499	0014	02/26/2013	A	Eastern Adult Ala Carte	03	006	1523	0000	000000	300	22.25
063499	0019	02/26/2013	A	Central Adult Ala Carte	03	006	1523	0000	000000	400	22.75
063499	0024	02/26/2013	A	Western Adult Ala Carte	03	006	1523	0000	000000	500	5.50
063500	0004	02/27/2013	A	HS Adult Ala Carte	03	006	1523	0000	000000	100	18.50

## STATUS (STS) CODES:

A-RECEIPT B-REFUND OF RECEIPT V-VOID REFUND OF RECEIPT X-REDUCTION OF EXPENDITURE  
 C-APPROPRIATION OR BUDGET MODIFICATIONS D-EXPENSE/SUPPLIES DISTRIBUTION F-FUND TO FUND TRANSFER

DATE: 03/06/2013  
TIME: 11:17

LEXINGTON LOCAL SCHOOLS  
TRANS. BY FUND/RCPT, ALL FUNDS  
DATES 02/01/2013 THRU 02/28/2013  
SORTED BY TRANSACTION DATE

PAGE: 17  
(REC'D)

TRANS NO	ITEM NO	TRANS DATE	STS	DESCRIPTION OR SOURCE	TI	FUND	RCPT	SPCC	SUBJ	OPU	TRANS AMOUNT
063500	0009	02/27/2013	A	Jr. Hi Adult Ala Carte	03	006	1523	0000	000000	200	14.25
063500	0014	02/27/2013	A	Eastern Adult Ala Carte	03	006	1523	0000	000000	300	8.50
063500	0019	02/27/2013	A	Central Adult Ala Carte	03	006	1523	0000	000000	400	12.00
063500	0024	02/27/2013	A	Western Adult Ala Carte	03	006	1523	0000	000000	500	2.25
063508	0004	02/28/2013	A	HS Adult Ala Carte	03	006	1523	0000	000000	100	80.00
063508	0009	02/28/2013	A	Jr. Hi Adult Ala Carte	03	006	1523	0000	000000	200	12.00
063508	0014	02/28/2013	A	Eastern Adult Ala Carte	03	006	1523	0000	000000	300	4.80
063508	0019	02/28/2013	A	Central Adult Ala Carte	03	006	1523	0000	000000	400	12.50
063508	0024	02/28/2013	A	Western Adult Ala Carte	03	006	1523	0000	000000	500	3.50
RCPT CODE SUB-TOTAL:											1,182.25
063512	0001	02/28/2013	A	Correct Pay For It to Type A	03	006	1559	0000	000000	100	2,432.50-
063512	0003	02/28/2013	A	Correct Pay For It to Type A	03	006	1559	0000	000000	200	1,070.00-
063512	0005	02/28/2013	A	Correct Pay For It to Type A	03	006	1559	0000	000000	300	824.25-
063512	0007	02/28/2013	A	Correct Pay For It to Type A	03	006	1559	0000	000000	400	751.25-
063512	0009	02/28/2013	A	Correct Pay For It to Type A	03	006	1559	0000	000000	500	647.00-
RCPT CODE SUB-TOTAL:											5,725.00-
063451	0001	02/13/2013	A	Coke Commission Food Service	03	006	1851	0000	000000	000	65.80
RCPT CODE SUB-TOTAL:											65.80
063468	0001	02/15/2013	A	State Lunch Reim Nov - Central	03	006	3200	0000	000000	400	228.55
063468	0002	02/15/2013	A	State Lunch Reimb Nov - East	03	006	3200	0000	000000	300	266.71
063468	0003	02/15/2013	A	State Lunch Reimb Nov - HS	03	006	3200	0000	000000	100	226.79
063468	0004	02/15/2013	A	State Lunch Reimb Nov JH	03	006	3200	0000	000000	200	170.02
063468	0005	02/15/2013	A	State Lunch Reimb Nov Western	03	006	3200	0000	000000	500	144.25
063503	0001	02/27/2013	A	State Lunch Reim Mar - Central	03	006	3200	0000	000000	400	228.55
063503	0002	02/27/2013	A	State Lunch Reimb Mar - East	03	006	3200	0000	000000	300	266.71
063503	0003	02/27/2013	A	State Lunch Reimb Mar - HS	03	006	3200	0000	000000	100	226.79
063503	0004	02/27/2013	A	State Lunch Reimb Mar JH	03	006	3200	0000	000000	200	170.02
063503	0005	02/27/2013	A	State Lunch Reimb Mar Western	03	006	3200	0000	000000	500	144.25
RCPT CODE SUB-TOTAL:											2,072.64
063490	0001	02/20/2013	A	Federal Reimb Lunch High	03	006	4120	0000	000000	100	8,334.78
063490	0002	02/20/2013	A	Federal Reimb Lunch Jr High	03	006	4120	0000	000000	200	6,499.91
063490	0003	02/20/2013	A	Federal Reimb Lunch Central	03	006	4120	0000	000000	400	5,533.26
063490	0004	02/20/2013	A	Federal Reimb Lunch East	03	006	4120	0000	000000	300	8,414.43
063490	0005	02/20/2013	A	Federal Reimb Lunch Western	03	006	4120	0000	000000	500	4,877.16
063490	0006	02/20/2013	A	Fed Reimb Breakfast - High	03	006	4120	0000	000000	100	14.90
063490	0007	02/20/2013	A	Federal Reimb Breakfast - Jr H	03	006	4120	0000	000000	200	38.60

STATUS (STS) CODES:

A-RECEIPT B-REFUND OF RECEIPT V-VOID REFUND OF RECEIPT X-REDUCTION OF EXPENDITURE  
C-APPROPRIATION OR BUDGET MODIFICATIONS D-EXPENSE/SUPPLIES DISTRIBUTION F-FUND TO FUND TRANSFER



DATE: 03/06/2013  
TIME: 11:17

LEXINGTON LOCAL SCHOOLS  
TRANS. BY FUND/RCPT, ALL FUNDS  
DATES 02/01/2013 THRU 02/28/2013  
SORTED BY TRANSACTION DATE

PAGE: 18  
(RECLED)

TRANS NO	ITEM NO	TRANS DATE	STS DESCRIPTION OR SOURCE	TI FUND RCPT SPCC SUBJ	OPU	TRANS AMOUNT
063490	0008	02/20/2013	A Federal Reimb Break - Central	03 006 4120 0000 000000	400	689.68
063490	0009	02/20/2013	A Federal Reimb Break - East	03 006 4120 0000 000000	300	1,097.68
063490	0010	02/20/2013	A Federal Reimb Break - Western	03 006 4120 0000 000000	500	706.60
RCPT CODE SUB-TOTAL:						34,207.00
FUND CODE SUB-TOTAL:						95,803.51
063511	0003	02/28/2013	A Richland Bank August Interest	03 007 1410 9800 000000	000	0.58
RCPT CODE SUB-TOTAL:						0.58
FUND CODE SUB-TOTAL:						0.58
063511	0004	02/28/2013	A Richland Bank Aug Interest	03 007 1410 9801 000000	000	0.10
RCPT CODE SUB-TOTAL:						0.10
FUND CODE SUB-TOTAL:						0.10
063411	0001	02/01/2013	A Cuyahoga Vending Comm	03 018 1690 9100 000000	000	15.55
063423	0002	02/05/2013	A Ohiopyle Commission	03 018 1690 9100 000000	000	16.78
063449	0002	02/12/2013	A HS Parking Pass	03 018 1690 9100 000000	000	2.00
063502	0001	02/27/2013	A 2013 AP Exam Payments	03 018 1690 9100 000000	000	243.00
RCPT CODE SUB-TOTAL:						277.33
FUND CODE SUB-TOTAL:						277.33
063451	0002	02/13/2013	A Coke Commission Jr High	03 018 1690 9200 000000	000	51.50
RCPT CODE SUB-TOTAL:						51.50
FUND CODE SUB-TOTAL:						51.50
063448	0001	02/12/2013	A Eastern School Store	03 018 1620 9300 000000	000	87.00
RCPT CODE SUB-TOTAL:						87.00

STATUS (STS) CODES:

A-RECEIPT B-REFUND OF RECEIPT V-VOID REFUND OF RECEIPT X-REDUCTION OF EXPENDITURE  
C-APPROPRIATION OR BUDGET MODIFICATIONS D-EXPENSE/SUPPLIES DISTRIBUTION F-FUND TO FUND TRANSFER

DATE: 03/06/2013  
TIME: 11:17

LEXINGTON LOCAL SCHOOLS  
TRANS. BY FUND/RCPT, ALL FUNDS  
DATES 02/01/2013 THRU 02/28/2013  
SORTED BY TRANSACTION DATE

PAGE: 19  
(RECLED)

TRANS NO	ITEM NO	TRANS DATE	STS DESCRIPTION OR SOURCE	TI FUND RCPT SPCC SUBJ OPU	TRANS AMOUNT
063451	0004	02/13/2013	A Coke Commission East	03 018 1690 9300 000000 000	20.70
063451	0005	02/13/2013	A	03 018 1690 9300 000000 000	0.00
RCPT CODE SUB-TOTAL:					20.70
FUND CODE SUB-TOTAL:					107.70
063429	0002	02/05/2013	A Central School Fees - Princ	03 018 1630 9400 000000 000	4.00
063446	0001	02/12/2013	A Central School Fees - Princ	03 018 1630 9400 000000 000	15.94
063504	0002	02/27/2013	A Central School Fees - princ	03 018 1630 9400 000000 000	2.00
RCPT CODE SUB-TOTAL:					21.94
FUND CODE SUB-TOTAL:					21.94
063446	0002	02/12/2013	A Central Lost Library Book	03 018 1890 9401 000000 000	10.95
RCPT CODE SUB-TOTAL:					10.95
FUND CODE SUB-TOTAL:					10.95
063451	0003	02/13/2013	A Coke Commission Wester	03 018 1690 9500 000000 000	24.90
RCPT CODE SUB-TOTAL:					24.90
FUND CODE SUB-TOTAL:					24.90
063495	0001	02/25/2013	A Box Tops Revenue - West	03 018 1890 9501 000000 000	2,130.10
RCPT CODE SUB-TOTAL:					2,130.10
FUND CODE SUB-TOTAL:					2,130.10
063437	0003	02/08/2013	A PTO Recycling-Central	03 019 1890 9121 000000 000	6.37
063472	0003	02/19/2013	A PTO Recycling-Central	03 019 1890 9121 000000 000	11.06
RCPT CODE SUB-TOTAL:					17.43
FUND CODE SUB-TOTAL:					17.43

STATUS (STS) CODES:

A-RECEIPT B-REFUND OF RECEIPT V-VOID REFUND OF RECEIPT X-REDUCTION OF EXPENDITURE  
C-APPROPRIATION OR BUDGET MODIFICATIONS D-EXPENSE/SUPPLIES DISTRIBUTION F-FUND TO FUND TRANSFER

DATE: 03/06/2013  
TIME: 11:17

LEXINGTON LOCAL SCHOOLS  
TRANS. BY FUND/RCPT, ALL FUNDS  
DATES 02/01/2013 THRU 02/28/2013  
SORTED BY TRANSACTION DATE

PAGE: 20  
(RECLED)

TRANS NO	ITEM NO	TRANS DATE	STS DESCRIPTION OR SOURCE	TI FUND RCPT SPCC SUBJ	OPU	TRANS AMOUNT
063437	0001	02/08/2013	A PTO Recycling-Eastern	03 019 1890 9122 000000 000		6.37
063472	0001	02/19/2013	A PTO Recycling-Eastern	03 019 1890 9122 000000 000		11.05
RCPT CODE SUB-TOTAL:						17.42
FUND CODE SUB-TOTAL:						17.42
063437	0002	02/08/2013	A PTO Recycling-Western	03 019 1890 9123 000000 000		6.37
063472	0002	02/19/2013	A PTO Recycling-Western	03 019 1890 9123 000000 000		11.06
RCPT CODE SUB-TOTAL:						17.43
FUND CODE SUB-TOTAL:						17.43
063441	0001	02/08/2013	A Rich Co Foun - Connect Grant	03 019 1890 9201 000000 000		600.00
RCPT CODE SUB-TOTAL:						600.00
FUND CODE SUB-TOTAL:						600.00
063511	0002	02/28/2013	A Richland Bank August Int. 024	03 024 1410 0000 000000 000		77.51
RCPT CODE SUB-TOTAL:						77.51
063416	0001	02/04/2013	A Heck Jan. Ins Premium	03 024 1872 0000 000000 000		1,438.40
063478	0001	02/20/2013	A Employees' Premiums Feb 2013	03 024 1872 0000 000000 000		40,072.72
063491	0001	02/25/2013	A Board's Premiums Jan 2013	03 024 1872 0000 000000 000		260,641.90
063492	0001	02/25/2013	A Board's Premiums Feb 2013	03 024 1872 0000 000000 000		259,380.80
RCPT CODE SUB-TOTAL:						561,533.82
FUND CODE SUB-TOTAL:						561,611.33
063481	0001	02/27/2013	A Donation to LED from Key Club	03 200 1690 9108 000000 000		150.00
RCPT CODE SUB-TOTAL:						150.00
FUND CODE SUB-TOTAL:						150.00

STATUS (STS) CODES:

A-RECEIPT B-REFUND OF RECEIPT V-VOID REFUND OF RECEIPT X-REDUCTION OF EXPENDITURE  
C-APPROPRIATION OR BUDGET MODIFICATIONS D-EXPENSE/SUPPLIES DISTRIBUTION F-FUND TO FUND TRANSFER

DATE: 03/06/2013  
TIME: 11:17

LEXINGTON LOCAL SCHOOLS  
TRANS. BY FUND/RCPT, ALL FUNDS  
DATES 02/01/2013 THRU 02/28/2013  
SORTED BY TRANSACTION DATE

PAGE: 21  
(RECLED)

TRANS NO	ITEM NO	TRANS DATE	STS DESCRIPTION OR SOURCE	TI FUND RCPT SPCC SUBJ	OPU	TRANS AMOUNT
063463	0001	02/15/2013	A HS Stu Coun Valentine Grams	03 200 1620 9114 000000 000		145.00
RCPT CODE SUB-TOTAL:						145.00
FUND CODE SUB-TOTAL:						145.00
063412	0001	02/01/2013	A Jazz Dinner Ticket Sales	03 200 1620 9115 000000 000		100.00
063424	0001	02/05/2013	A Jazz Band Dinner Ticket sales	03 200 1620 9115 000000 000		155.00
063426	0001	02/11/2013	A Jazz Band Deposit - wrong acct	03 200 1620 9115 000000 000		1,625.00-
063426	0002	02/11/2013	A Jazz Band Deposit-wrong acct	03 200 1620 9115 000000 000		100.00-
063426	0003	02/11/2013	A Jazz Band Deposit-wrong acct	03 200 1620 9115 000000 000		155.00-
RCPT CODE SUB-TOTAL:						1,625.00-
FUND CODE SUB-TOTAL:						1,625.00-
063454	0001	02/13/2013	A HS Yearbook Ad Sales	03 200 1620 9119 000000 000		1,755.00
RCPT CODE SUB-TOTAL:						1,755.00
FUND CODE SUB-TOTAL:						1,755.00
063453	0001	02/13/2013	A East St Council Valen Grams	03 200 1620 9301 000000 000		593.85
RCPT CODE SUB-TOTAL:						593.85
FUND CODE SUB-TOTAL:						593.85
063464	0001	02/15/2013	A JH Informed Teens Dance	03 200 1620 9612 000000 000		541.80
RCPT CODE SUB-TOTAL:						541.80
FUND CODE SUB-TOTAL:						541.80
063426	0004	02/11/2013	A Jazz Band Dinner Dance	03 300 1620 9115 000000 000		1,625.00
063426	0005	02/11/2013	A Jazz Band Dinner Dance	03 300 1620 9115 000000 000		100.00
063426	0006	02/11/2013	A Jazz Dinner Dance	03 300 1620 9115 000000 000		155.00
RCPT CODE SUB-TOTAL:						1,880.00

STATUS (STS) CODES:

A-RECEIPT B-REFUND OF RECEIPT V-VOID REFUND OF RECEIPT X-REDUCTION OF EXPENDITURE  
C-APPROPRIATION OR BUDGET MODIFICATIONS D-EXPENSE/SUPPLIES DISTRIBUTION F-FUND TO FUND TRANSFER

DATE: 03/06/2013

TIME: 11:17

LEXINGTON LOCAL SCHOOLS  
 TRANS. BY FUND/RCPT, ALL FUNDS  
 DATES 02/01/2013 THRU 02/28/2013  
 SORTED BY TRANSACTION DATE

PAGE: 22  
 (RECLED)

TRANS NO	ITEM NO	TRANS DATE	STS DESCRIPTION OR SOURCE	TI FUND RCPT SPCC SUBJ OPU	TRANS AMOUNT
FUND CODE SUB-TOTAL:					1,890.00
063433	0001	02/07/2013	A Jr High PE Vending	03 300 1620 9206 000000 000	140.00
RCPT CODE SUB-TOTAL:					140.00
FUND CODE SUB-TOTAL:					140.00
063414	0001	02/01/2013	A JV/Var Girls' BB 1/31	03 300 1610 9600 000000 000	310.00
063418	0001	02/04/2013	A Fr. Boys' BB 2/2	03 300 1610 9600 000000 000	72.00
063421	0001	02/04/2013	A JV/Var Boys BB 02/01 Adm	03 300 1610 9600 000000 000	1,450.00
063443	0001	02/11/2013	A JV/Var Boys BB Adm 2/9	03 300 1610 9600 000000 000	1,005.00
063471	0001	02/19/2013	A Boys JV/Var Adm 2/15	03 300 1610 9600 000000 000	1,326.00
RCPT CODE SUB-TOTAL:					4,163.00
063421	0002	02/04/2013	A JV/Var Boys BB Programs 02/01	03 300 1620 9600 000000 000	90.00
063435	0001	02/07/2013	A Program Ad sales	03 300 1620 9600 000000 000	2,120.00
063443	0002	02/11/2013	A Program Sales 2/9	03 300 1620 9600 000000 000	77.00
063458	0001	02/14/2013	A HS Cheer Uniform sales	03 300 1620 9600 000000 000	140.00
063460	0001	02/14/2013	A Program Ad sales	03 300 1620 9600 000000 000	520.00
063471	0002	02/19/2013	A Boys BB program sales	03 300 1620 9600 000000 000	85.00
RCPT CODE SUB-TOTAL:					3,032.00
063498	0001	02/26/2013	A State Swim dep	03 300 1690 9600 000000 000	10.00
RCPT CODE SUB-TOTAL:					10.00
063434	0001	02/07/2013	A Reg Wrestling Rental	03 300 1810 9600 000000 000	459.00
063434	0002	02/07/2013	A Wooster Track Inv. payment	03 300 1810 9600 000000 000	160.00
RCPT CODE SUB-TOTAL:					619.00
063462	0001	02/14/2013	A Lex Ath Boosters	03 300 1820 9600 000000 000	3,000.00
RCPT CODE SUB-TOTAL:					3,000.00
FUND CODE SUB-TOTAL:					10,824.00
063514	0001	02/28/2013	A Wrestling Regional Revenue	03 300 1610 9601 000000 000	19.00

## STATUS (STS) CODES:

A-RECEIPT B-REFUND OF RECEIPT V-VOID REFUND OF RECEIPT X-REDUCTION OF EXPENDITURE  
 C-APPROPRIATION OR BUDGET MODIFICATIONS D-EXPENSE/SUPPLIES DISTRIBUTION F-FUND TO FUND TRANSFER

DATE: 03/06/2013  
TIME: 11:17

LEXINGTON LOCAL SCHOOLS  
TRANS. BY FUND/RCPT, ALL FUNDS  
DATES 02/01/2013 THRU 02/28/2013  
SORTED BY TRANSACTION DATE

PAGE: 23  
(RECLED)

TRANS NO	ITEM NO	TRANS DATE	STS DESCRIPTION OR SOURCE	TI	FUND	RCPT	SFCC	SUBJ	OPU	TRANS AMOUNT	
063514	0002	02/28/2013	A Wrestling Regional Revenue	03	300	1610	9601	000000	000	3,220.00	
										RCPT CODE SUB-TOTAL:	3,239.00
										FUND CODE SUB-TOTAL:	3,239.00
063428	0001	02/11/2013	A Rltt FY12 cash balance to FY13	03	506	4220	9012	000000	000	4,130.17-	
										RCPT CODE SUB-TOTAL:	4,130.17-
										FUND CODE SUB-TOTAL:	4,130.17-
063428	0002	02/11/2013	A Rltt FY12 cash balance to FY13	03	506	4220	9013	000000	000	4,130.17	
										RCPT CODE SUB-TOTAL:	4,130.17
										FUND CODE SUB-TOTAL:	4,130.17
063482	0001	02/19/2013	A IDEA-B Revenue	03	516	4220	9013	000000	000	4,500.00	
										RCPT CODE SUB-TOTAL:	4,500.00
										FUND CODE SUB-TOTAL:	4,500.00
063484	0001	02/20/2013	A Title I Revenue	03	572	4220	9013	000000	000	15,441.62	
										RCPT CODE SUB-TOTAL:	15,441.62
										FUND CODE SUB-TOTAL:	15,441.62
063483	0001	02/20/2013	A Title II-A Revenue	03	590	4220	9013	000000	000	3,300.03	
										RCPT CODE SUB-TOTAL:	3,300.03
										FUND CODE SUB-TOTAL:	3,300.03
										GRAND TOTAL:	2,472,944.53

STATUS (STS) CODES:

A-RECEIPT B-REFUND OF RECEIPT V-VOID REFUND OF RECEIPT X-REDUCTION OF EXPENDITURE  
C-APPROPRIATION OR BUDGET MODIFICATIONS D-EXPENSE/SUPPLIES DISTRIBUTION F-FUND TO FUND TRANSFER