


LEXINGTON LOCAL SCHOOLS



FINANCIAL REPORT
FOR THE PERIOD ENDING
FEBRUARY 28, 2021

PREPARED BY
JASON WHITESEL, TREASURER

DATE: 03/02/2021
TIME: 16:49

LEXINGTON LOCAL SCHOOLS
CASH RECONCILIATION AS OF 02/28/2021

PAGE: 1
(USAEMSED)

	SUB-TOTALS -----	TOTALS -----
Gross Depository Balances:		
RICHLAND BANK MMA 5719	\$ 1,891,018.32	
RICHLAND BANK SWEEP ACCT 3520	703,363.71	
RICHLAND BANK GENERAL ACCT 0580	300,000.00	
RICHLAND BANK ANTHEM SWEEP 3523	989,256.18	
RICHLAND BANK EE BENEFITS 3180	0.00	
RICHLAND BANK PAYROLL ACCT 9780	29,698.24	
RICHLAND BANK ATHLETIC ACCT 3280	4,350.00	

Total Depository Balances (Gross)		\$ 3,917,686.45
Adjustments to Bank Balance:		
Cash in Transit to Bank	\$ 3,364.25	
Outstanding Checks	225,841.01-	
Adjustments	851.44-	
Outstanding Vision Adj \$11.19		
Municipal Income Tax -\$862.63		

Total Adjustments to Bank Balance		223,328.20-
Investments:		
Treasury Bonds and Notes	\$ 38,041,228.18	
Certificate of Deposits	3,713,000.00	
Other Securities	10,233,112.03	
Other Investments:		
Richland Bank MMA (5750)	459,107.71	
RICHLAND BANK MMA (R252)	3,708,219.19	
Richland Bank MMA/Sav (R252)	248,000.00	

Total Investments		56,402,667.11
Cash on Hand:		
Petty Cash:		
TREASURER'S OFFICE	\$ 100.00	
HIGH SCHOOL	50.00	
JUNIOR HIGH SCHOOL	50.00	
EASTERN, CENTRAL, WESTERN	100.00	
Change Cash:		
ATHLETIC CHANGE	\$ 3,000.00	
CAFETERIA CHANGE	333.00	
JUNIOR HIGH SCHOOL	100.00	
Cash with Fiscal Agent	0.00	

Total Cash on Hand		3,733.00

Total Balances		\$ 60,100,758.36
		=====
Total Fund Balance		\$ 60,100,758.36
		=====
Depository Clearance Accounts:		

Jason L. Whitland

February 01, 2021 through February 28, 2021

Account Name : Lexington Local SD Managing Agency

Account No : 5750

Summary Of Investment Holdings

Quantity	Description		Unit Value	Market Value	Tax Cost	Estimated Ann Inc	Yield To Mkt	
Money Markets - Taxable								
459,107.71	Northern Inslt Government Select Portfolio		1.0000	459,107.71	459,107.71	137.73	0.03%	
<i>Totals</i>				459,107.71	459,107.71	137.73	0.03%	
Marketable CDs								
200,000	MB Financial Bank NA	1.400%	03/30/2021	100.0990	200,198.00	2,800.00	1.40%	
100,000	BankVista	1.400%	04/06/2021	100.1434	100,143.40	1,400.00	1.40%	
200,000	Bank of Santa Clarita CA	1.400%	04/15/2021	100.1773	200,354.60	2,800.00	1.40%	
200,000	Stearns Bank NA	1.950%	09/29/2021	101.1195	202,239.00	3,900.00	1.93%	
200,000	Citibank NA	3.150%	10/26/2021	102.0574	204,114.80	6,300.00	3.09%	
200,000	BMW Bank North America	3.050%	12/28/2021	102.5158	205,031.60	6,100.00	2.98%	
100,000	Medallion Bank UT	3.050%	01/10/2022	102.5994	102,599.40	3,050.00	2.97%	
150,000	TIAA FSB	2.850%	02/22/2022	102.7756	154,163.40	4,275.00	2.77%	
200,000	Bridgewater Bank Bloom MN	1.900%	02/28/2022	101.8599	203,719.80	3,800.00	1.87%	
200,000	Continental Bank UT	1.900%	06/22/2022	102.4023	204,804.60	3,800.00	1.86%	
200,000	American Express Centurion	2.400%	09/12/2022	103.4012	206,802.40	4,800.00	2.32%	
200,000	Discover Bank	2.250%	09/27/2022	103.3811	206,762.20	4,500.00	2.18%	
200,000	Sallie Mae Bank SLC UT	2.500%	12/13/2022	104.2540	208,508.00	5,000.00	2.40%	
25,000	State Bank of India NY	3.000%	03/06/2023	105.7501	26,437.53	750.00	2.84%	
200,000	Comenity Capital Bank	2.700%	04/17/2023	105.4230	210,846.00	5,400.00	2.56%	
150,000	Merrick Bank	2.050%	07/12/2023	104.4538	156,680.70	3,075.00	1.96%	
200,000	Luana Savings Bank	0.200%	12/29/2023	100.0229	200,045.80	400.00	0.20%	
100,000	Border State Bank	1.100%	03/27/2024	102.7298	102,729.80	1,100.00	1.07%	
248,000	Live Oak Banking Company	1.250%	09/13/2024	103.4071	256,449.61	3,100.00	1.21%	
200,000	Industrial & Com Bank 0.3	0.350%	02/11/2025	100.0166	200,033.20	700.00	0.35%	
<i>Totals</i>					3,552,663.84	3,473,000.00	67,050.00	1.89%

February 01, 2021 through February 28, 2021

Account Name : Lexington Local SD Managing Agency

Account No : 5750

Summary Of Investment Holdings

Quantity	Description			Unit Value	Market Value	Tax Cost	Estimated Ann Inc	Yield To Mkt		
<u>U.S. Govt Agy-Exempt State</u>										
325,000	FFCB	0.300%	04/27/2022	100.1676	325,544.84	325,721.51	975.00	0.30%		
250,000	FFCB	0.220%	09/08/2023	99.9225	249,806.15	249,862.50	550.00	0.22%		
	Dtd 09/08/20									
200,000	FHLB	0.220%	05/24/2024	99.5279	199,055.86	200,000.00	440.00	0.22%		
200,000	FFCB	0.430%	10/15/2024	99.3955	198,790.99	200,000.00	860.00	0.43%		
200,000	FHLB	0.500%	11/12/2025	98.6249	197,249.70	200,000.00	1,000.00	0.51%		
<i>Totals</i>					1,170,447.54	1,175,584.01	3,825.00	0.33%		
<u>U.S. Govt Agy-Non-Ex St-Int Only</u>										
250,000	FHLMC	0.4000%	10/23/23	0.400%	10/23/2023	100.0954	250,238.40	250,000.00	1,000.00	0.40%
<i>Totals</i>					250,238.40	250,000.00	1,000.00	0.40%		
<i>Grand Total</i>					5,432,457.49	5,357,691.72	72,012.73	1.33%		

Gain or Loss amounts and transactions, as shown, may not reflect the amount to be used for income tax purposes.

February 01, 2021 through February 28, 2021

Account Name : Lexington Local SD Bond Acct Man Agcy

Account No : R252

Summary Of Investment Holdings

Quantity	Description		Unit Value	Market Value	Tax Cost	Estimated Ann Inc	Yield To Mkt
<u>Money Markets - Taxable</u>							
3,708,219.19	Northern Instl Government Select Portfolio		1.0000	3,708,219.19	3,708,219.19	1,112.47	0.03%
<i>Totals</i>				3,708,219.19	3,708,219.19	1,112.47	0.03%
<u>Money Markets/Savings - Taxable</u>							
248,000	Park National Bank FDIC Account P250		1.0000	248,000.00	248,000.00	74.40	0.03%
<i>Totals</i>				248,000.00	248,000.00	74.40	0.03%
<u>Marketable CDs</u>							
240,000	Ally Bank Midvale UT	1.000%	04/23/2021	100.1490	240,357.60	240,000.00	2,400.00 1.00%
<i>Totals</i>					240,357.60	240,000.00	2,400.00 1.00%
<u>U.S. Treasury Bills</u>							
10,000,000	US Treasury Bill		10/07/2021	99.9694	9,996,940.00	9,987,361.10	5,098.44 0.05%
10,000,000	US Treasury Bills		01/27/2022	99.9341	9,993,410.00	9,994,331.20	6,795.52 0.07%
<i>Totals</i>					19,990,350.00	19,981,692.30	11,893.96 0.06%
<u>Corporate Bonds</u>							
5,000,000	US Treasury Bills		05/13/2021	99.9904	4,999,520.00	4,997,219.45	0.00 0.00%
10,000,000	US Treasury Bill	0.140%	08/12/2021	99.9738	9,997,380.00	9,985,844.40	0.00 0.00%
	United States Treas Bills Dt 081320-081221 Dtd 08/13/20 Mat 08/12/21						
<i>Totals</i>					14,996,900.00	14,983,063.85	0.00 0.00%
<u>Commercial Paper - Corporate</u>							
2,500,000	Agricultural Bk China		03/23/2021	99.9032	2,497,580.55	2,497,580.55	6,500.00 0.26%
2,500,000	Concord Minutemen Cap Co LLC		06/14/2021	99.8785	2,496,961.80	2,496,961.81	6,250.00 0.25%
2,750,000	Lloyds Bk Corp Mkts Plc Com'		06/25/2021	99.8665	2,746,327.98	2,746,327.99	5,225.00 0.19%
	Lloyds Bk Corporate Mkts Plc 0						
2,500,000	Banco De Credito E Com'l Pap		08/02/2021	99.4690	2,486,726.00	2,492,241.68	11,736.50 0.47%

February 01, 2021 through February 28, 2021

Account Name : Lexington Local SD Bond Acct Man Agcy

Account No : R252

Summary Of Investment Holdings

Quantity	Description				Unit Value	Market Value	Tax Cost	Estimated Ann Inc To Mkt	Yield
<i>Totals</i>						10,227,596.33	10,233,112.03	29,711.50	0.29%
<u>U.S. Govt Agv-Exempt State</u>									
1,250,000	FHLB	.1	0.125%	10/15/2021	100.0505	1,250,631.61	1,250,000.00	1,562.50	0.12%
400,000	FFCB		0.300%	04/27/2022	100.1676	400,670.57	400,888.02	1,200.00	0.30%
<i>Totals</i>						1,651,302.18	1,650,888.02	2,762.50	0.17%
<i>Grand Total</i>						51,062,725.30	51,044,975.39	47,954.83	0.09%

Gain or Loss amounts and transactions, as shown, may not reflect the amount to be used for income tax purposes.

LEXINGTON LOCAL SCHOOLS
INVESTMENT REPORT FOR THE MONTH ENDING
FEBRUARY 28, 2021

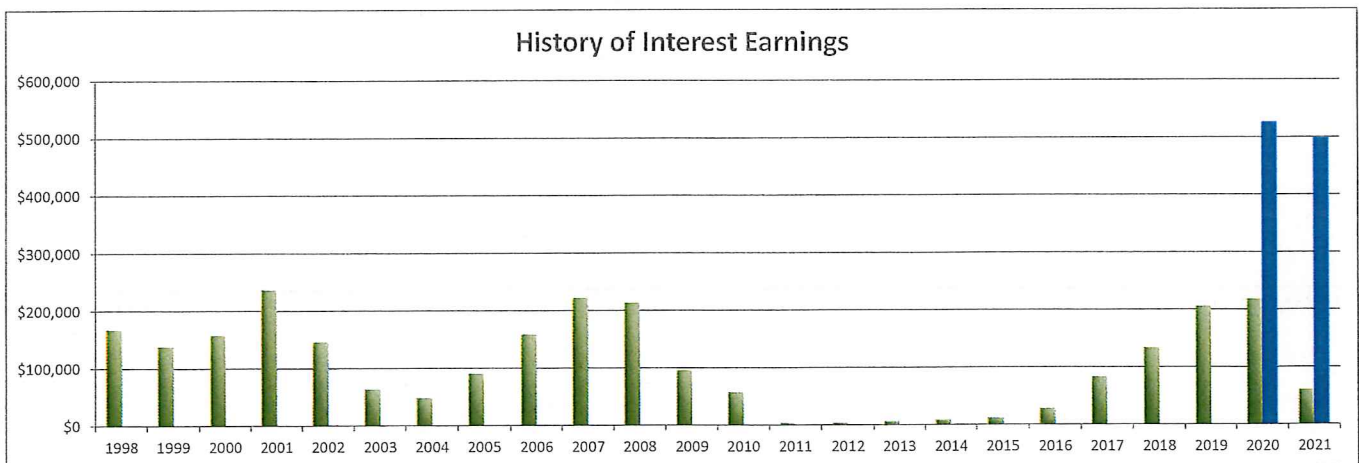
INTEREST EARNED:	THIS MONTH	FISCAL YEAR TO DATE
Richland Bank, General Sweep	\$9.30	\$678.45
Richland Bank, General MMA	\$131.63	\$3,415.23
Richland Bank, Anthem Sweep	\$18.93	\$321.82
Star Ohio	\$0.00	\$0.00
CDs, Bonds, and other investments	\$7,362.71	\$55,306.55
TOTAL INTEREST RECEIVED	\$7,522.57	\$59,722.05

INTEREST EARNED (LEX BOND ACCT)	THIS MONTH	FISCAL YEAR TO DATE
Richland Bank, General Sweep	\$0.00	\$0.00
Richland Bank, General MMA	\$0.00	\$0.00
Richland Bank, Anthem Sweep	\$0.00	\$0.00
Star Ohio	\$0.00	\$0.00
CDs, Bonds, and other investments	\$11,715.95	\$497,837.45
TOTAL INTEREST RECEIVED	\$11,715.95	\$497,837.45

History of Interest Earnings	Fiscal Year	Interest Earnings
	1998	\$ 167,057.52
	1999	\$ 138,113.69
	2000	\$ 157,991.72
	2001	\$ 236,839.79
	2002	\$ 146,052.34
	2003	\$ 63,712.36
	2004	\$ 47,970.95
	2005	\$ 90,719.94
	2006	\$ 158,724.51
	2007	\$ 221,998.86
	2008	\$ 213,660.34
	2009	\$ 95,639.63
	2010	\$ 56,860.22
	2011	\$ 3,001.78
	2012	\$ 3,090.00
	2013	\$ 5,758.97
	2014	\$ 8,349.92
	2015	\$ 11,765.22
	2016	\$ 28,300.22
	2017	\$ 83,194.26
	2018	\$ 133,582.49
	2019	\$ 205,588.68
	2020	\$ 218,228.66
FISCAL Year To Date	2021	\$59,722.05

Lex Bond Acct Interest Earnings	Fiscal Year	Interest Earnings
	2020	\$526,044.24
FISCAL Year To Date	2021	\$497,837.45

Total Interest Earnings 1998 to Present \$ 2,555,924.12



Fnd	Sec	Description	Beginning Balance	MTD Revenues	FYTD Revenues	MTD Expenditures	FYTD Expenditures	Current Available Balance
001	0000	GENERAL FUND	9,139,919.40	1,067,127.28	13,833,881.52	1,988,268.52	16,397,237.87	6,576,563.05
001	9412	GENERAL BUDGET RESERVE SE	87,928.97	.00	.00	.00	.00	87,928.97
002	0000	BOND RETIREMENT FUND	3,451,178.58	.00	1,411,351.80	.00	4,008,017.18	854,513.20
003	0000	PERMANENT IMPROVEMENT FUN	148,007.09	.00	330,501.61	.00	393,377.10	85,131.60
004	0000	LFI BUILDING FUND	10,873,689.78	2,229.94	97,676.51	201,861.48	1,255,790.01	9,715,576.28
006	0000	FOOD SERVICE FUND	3,725.01	68,643.87	310,698.47	66,697.65	504,128.54	189,705.06
007	9100	LEXINGTON MINUTEMEN ACADE	131,732.05	3,107.33	8,956.47	2,500.00	13,500.00	127,188.52
007	9800	TERRY McCAMMON SCHOLARSHI	13,463.82	17.37	5,223.59	.00	.00	18,687.41
010	0000	CLASSROOM FACILITIES CONS	44,475,799.61	9,486.01	400,160.94	249,450.00	3,546,561.44	41,329,399.11
018	9100	HIGH SCHOOL PRINCIPAL'S F	704.30	121.78	2,451.22	642.09	1,531.66	1,623.86
018	9101	HIGH SCHOOL FLOWER FUND	59.00	.00	.00	.00	.00	59.00
018	9200	JUNIOR HIGH PRINCIPAL'S F	6,192.67	.00	5.00	.00	175.00	6,022.67
018	9300	EASTERN PRINCIPAL'S FUND	1,327.88	.00	1,000.01	.00	1,368.20	959.69
018	9301	EASTERN ELEMENTARY BOOKFA	3,897.27	.00	.00	310.02	310.02	3,587.25
018	9302	EASTERN ELEMENTARY MATH	1,036.52	.00	.00	.00	.00	1,036.52
018	9303	EASTERN RUN CLUB	521.83	.00	790.00	.00	815.10	496.73
018	9400	CENTRAL PRINCIPAL'S FUND	9,360.43	2.00	1,023.70	410.46	2,055.45	8,328.68
018	9401	CENTRAL ELEMENTARY BOOKFA	4,952.39	45.00	303.30	183.53	424.98	4,830.71
018	9402	CENTRAL ELEMENTARY ART	1,941.37	.00	.00	.00	.00	1,941.37
018	9500	WESTERN PRINCIPAL'S FUND	17,504.29	345.51	2,372.17	257.41	434.39	19,442.07
018	9501	WESTERN ELEMENTARY BOOKFA	2,694.58	.00	1,388.40	.00	.00	4,082.98
018	9503	WESTERN ELEMENTARY ART	1,986.42	.00	.00	.00	.00	1,986.42
018	9701	JUNIOR HIGH TEACHER ADVIS	109.25	.00	.00	.00	.00	109.25
019	9001	ACADEMIC BOOSTERS GRANTS	769.07	.00	.00	.00	.00	769.07
019	9121	CENTRAL ELEMENTARY PTO GR	1,649.90	21.80	1,058.52	.00	498.89	2,209.53
019	9122	EASTERN ELEMENTARY PTO GR	1,301.33	21.79	1,058.48	.00	.00	2,359.81
019	9123	WESTERN ELEMENTARY PTO GR	2,039.13	21.79	1,058.48	.00	.00	3,097.61
019	9200	RICHLAND COUNTY FOUNDATIO	200.00	.00	.00	.00	.00	200.00
019	9218	RICH CO FOUND-WRITE STUFF	52.93	.00	.00	.00	.00	52.93
019	9221	RICH CO FOUND-SCIENCE DIS	.95	.00	.00	.00	.00	.95
019	9222	RICH CO FOUND-ONE BIG HAP	.00	.00	688.74	686.33	686.33	2.41
019	9223	RICH CO FOUND-MAKER MAVEN	.00	.00	1,250.00	.00	1,250.00	.00
019	9224	RICH CO FOUND-STEM SNAP C	.00	.00	1,478.21	.00	1,411.85	66.36
019	9301	RICH CO FOUND/SECO ROBOTI	31.72	.00	.00	.00	.00	31.72
019	9302	RICH CO RETIRED TEACHERS	150.00	.00	.00	.00	.00	150.00
022	9601	OHSAA TOURNAMENT AGENCY F	.00	.00	7,585.00	.00	2,355.72	5,229.28
024	0000	EMPLOYEE BENEFITS FUND FO	1,175,867.00	433,134.91	3,561,740.17	433,281.23	3,751,109.72	986,497.45
034	0000	DFCC PROJECT MAINTENANCE	100,349.93	.00	82,055.41	.00	1,310.36	181,094.98
200	9101	HIGH SCHOOL ART CLUB	372.46	.00	.00	.00	.00	372.46
200	9102	HIGH SCHOOL DRAMA CLUB	23,990.34	.00	104.00	.00	.00	23,886.34
200	9103	HIGH SCHOOL MATH CLUB	52.70	.00	.00	.00	.00	52.70
200	9104	HIGH SCHOOL LEADERSHIP CO	697.11	.00	.00	.00	.00	697.11
200	9105	HIGH SCHOOL FRENCH CLUB	334.75	.00	30.00	.00	.00	364.75
200	9107	HIGH SCHOOL SPANISH CLUB	568.50	.00	.00	.00	.00	568.50
200	9108	HIGH SCHOOL LED CLUB	2,168.50	.00	.00	.00	.00	2,168.50
200	9114	HIGH SCHOOL STUDENT COUNC	2,286.95	.00	.00	.00	.00	2,286.95

Processing Month: February 2021

(FINSUM)

LEXINGTON LOCAL SCHOOLS

Fnd	Sec	Description	Beginning Balance	MTD Revenues	FYTD Revenues	MTD Expenditures	FYTD Expenditures	Current Available Balance
200	9115	HIGH SCHOOL KEY CLUB	1,605.60	.00	500.25	.00	490.00	1,615.85
200	9116	HIGH SCHOOL CHESS CLUB	321.00	.00	.00	.00	.00	321.00
200	9119	HIGH SCHOOL YEARBOOK FUND	44,489.20	160.00	10,964.00	.00	1,167.74	54,285.46
200	9120	HIGH SCHOOL JOURNALISM FU	505.44	.00	.00	.00	.00	505.44
200	9121	HIGH SCHOOL NATIONAL HONO	200.98	.00	1,667.50	.00	964.05	904.43
200	9201	JUNIOR HIGH ART CLUB	541.33	.00	178.15	.00	.00	719.48
200	9204	JUNIOR HIGH STUDENT COUNC	1,890.27	.00	.00	.00	.00	1,890.27
200	9205	JUNIOR HIGH LIBRARY CLUB	77.65	.00	.00	.00	.00	77.65
200	9301	EASTERN ELEMENTARY STUDEN	1,214.93	.00	.00	.00	115.30	1,099.63
200	9302	EASTERN ELEMENTARY ROBOTI	575.16	.00	.00	.00	.00	575.16
200	9611	HIGH SCHOOL INFORMED TEEN	903.63	.00	.00	.00	.00	903.63
200	9612	JUNIOR HIGH INFORMED TEEN	544.19	.00	16.62	.00	.00	560.80
300	9115	JAZZ BAND	1,512.61	.00	.00	.00	.00	1,512.61
300	9116	CHOIR	1,284.95	.00	.00	.00	.00	1,284.95
300	9206	JUNIOR HIGH PHYS ED DEPAR	3,458.59	.00	150.00	.00	202.92	3,405.67
300	9210	JR HIGH INSTRUMENTAL	41.03	.00	.00	.00	.00	41.03
300	9600	ATHLETIC FUND	4,900.51	3,661.00	96,556.81	4,742.40	104,700.65	3,243.33-
300	9601	ATHLETIC CAPITAL FUND	52,000.00	.00	.00	.00	.00	52,000.00
300	9602	ORCHESTRA	63.22	.00	.00	.00	.00	63.22
300	9603	ELEMENTARY MUSIC	1,572.09	.00	.00	.00	.00	1,572.09
300	9605	BAND	232.95	.00	.00	.00	.00	232.95
451	9021	Network Connectivity FY 2	.00	.00	4,500.00	.00	9,000.00	4,500.00-
467	0000	STUDENT WELLNESS AND SUCC	20,850.80	289,826.45	410,490.45	33,398.41	226,124.86	205,216.39
499	9021	SCHOOL SAFETY GRANT FY21	.00	12,100.92	12,100.92	.00	.00	12,100.92
499	9121	SCHOOL BUS PURCHASE PROGR	.00	.00	42,925.71	.00	42,925.71	.00
507	9021	ESSER FUNDING FY21	213,871.66-	.00	234,267.13	.00	20,395.47	.00
510	9021	CRF FUNDING FY21	.00	.00	118,824.75	.00	118,824.75	.00
516	9020	IDEA-B SPECIAL EDUCATION	26,833.11-	.00	34,158.24	.00	7,325.13	.00
516	9021	IDEA-B SPECIAL EDUCATION	.00	.00	214,127.84	48,140.38	267,657.28	53,529.44-
572	9020	TITLE I FY20	24,246.86-	.00	34,683.37	.00	10,436.51	.00
572	9021	TITLE I FY21	.00	.00	121,827.40	43,279.73	167,519.31	45,691.91-
587	9020	EARLY CHILDHOOD SPECIAL E	3,304.44-	.00	3,304.44	.00	.00	.00
587	9021	EARLY CHILDHOOD SPECIAL E	.00	1,635.99	6,922.44	2,011.71	9,274.22	2,351.78-
590	9021	TITLE II-A IMPROVING TEAC	.00	.00	39,702.38	8,183.85	49,104.84	9,402.46-
599	9021	TITLE IV FY21	.00	.00	21,379.95	.00	21,379.95	.00
599	9921	RICHLAND COUNTY MOBILE HO	.00	.00	20,800.00	1,506.00	14,161.04	6,638.96
Grand Total All Funds			69,561,145.83	1,891,019.72	21495,732.07	3,085,811.20	30956,119.54	60100,758.36
Total Invested Funds			.00					

SCHOOL DISTRICT: LEXINGTON LOCAL SCHOOLS

IRN # 049437

COUNTY: RICHLAND

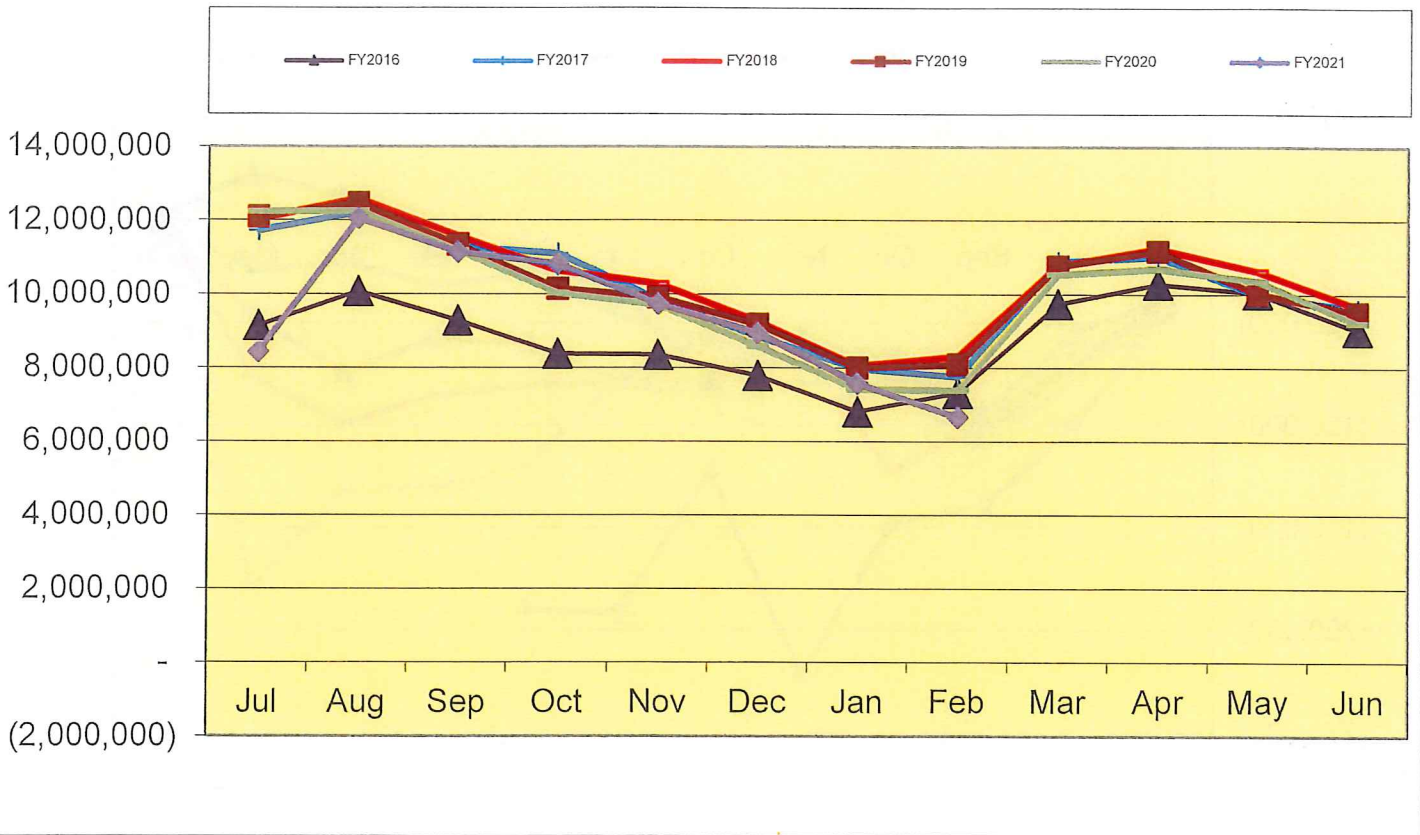
FISCAL YEAR: 2021 MONTH: 02

	MONTHLY ESTIMATE	MONTHLY ACTUAL	MONTHLY DIFFERENCE	FISCAL YTD ESTIMATE	FISCAL YTD ACTUAL	FISCAL YTD DIFFERENCE
REVENUES						
01.010 General Property (Real Estate)	950,000	0	950,000-	5,706,720	4,756,720	950,000-
01.020 Tangible Personal Property Tax	0	0	0	443,419	443,419	0
01.030 Income Tax	0	0	0	0	0	0
01.035 Unrestricted Grants-in-Aid	850,000	1,004,241	154,241	6,792,795	7,033,576	240,781
01.040 Restricted Grants-in-Aid	6,200	6,203	3	49,612	49,624	12
01.045 Restricted Grants-in-Aid - SFSF	0	0	0	0	0	0
01.050 Property Tax Allocation	0	0	0	850,490	851,199	709
01.060 All Other Operating Revenue	110,360	56,683	53,677-	383,506	301,973	81,533-
01.070 Total Revenue	1,916,560	1,067,127	849,433-	14,226,542	13,436,511	790,031-
OTHER FINANCING SOURCES						
02.010 Proceeds from Sale of Notes	0	0	0	0	0	0
02.020 State Emergency Loans & Advancements (Approved)	0	0	0	0	0	0
02.040 Operating Transfers-In	0	0	0	0	0	0
02.050 Advances-In	0	0	0	0	0	0
02.060 All Other Financing Sources	0	0	0	42,778	397,369	354,591
02.070 Total Other Financing Sources	0	0	0	42,778	397,369	354,591
02.080 Total Revenues and Other Financing Sources	1,916,560	1,067,127	849,433-	14,269,320	13,833,880	435,440-
EXPENDITURES						
03.010 Personal Services	1,125,000	1,069,410	55,590-	8,774,786	8,691,738	83,048-
03.020 Employees' Retirement/Insurance Benefits	585,000	541,990	43,010-	4,628,081	4,541,787	86,294-
03.030 Purchased Services	360,000	335,666	24,334-	2,558,056	2,469,840	88,216-
03.040 Supplies and Materials	80,000	33,806	46,194-	591,643	530,750	60,893-
03.050 Capital Outlay	0	794	794	48,897	28,698	20,199-
03.060 Intergovernmental	0	0	0	0	0	0
04.010 Debt Service: All Principal (Historical)	0	0	0	0	0	0
04.020 Debt Service: Principal - Notes	0	0	0	0	0	0
04.030 Debt Service: Principal - State Loans	0	0	0	0	0	0
04.040 Debt Service: Principal - State Advancements	0	0	0	0	0	0
04.050 Debt Service: Principal - HB 264 Loans	0	0	0	0	0	0
04.055 Debt Service: Principal - Other	0	0	0	0	0	0
04.060 Debt Service: Interest and Fiscal Charges	0	0	0	0	0	0
04.300 Other Objects	7,000	6,603	397-	147,986	134,423	13,563-
04.500 Total Expenditures	2,157,000	1,988,269	168,731-	16,749,449	16,397,236	352,213-
OTHER FINANCING USES						
05.010 Operating Transfers - Out	0	0	0	0	0	0
05.020 Advances - Out	0	0	0	0	0	0
05.030 All Other Financing Uses	0	0	0	0	0	0
05.040 Total Other Financing Uses	0	0	0	0	0	0
05.050 Total Expenditure and Other Financing Uses	2,157,000	1,988,269	168,731-	16,749,449	16,397,236	352,213-
06.010 Excess Rev & Oth Financing Sources over (under) Exp &	240,440-	921,142-	680,702-	2,480,129-	2,563,356-	83,227-
07.010 Beginning Cash Balance	6,988,159	7,585,634	597,475	9,227,848	9,227,848	0
07.020 Ending Cash Balance	6,747,719	6,664,492	83,227-	6,747,719	6,664,492	83,227-
08.010 Outstanding Encumbrances	1,000,000	1,085,518	85,518	1,000,000	1,085,518	85,518

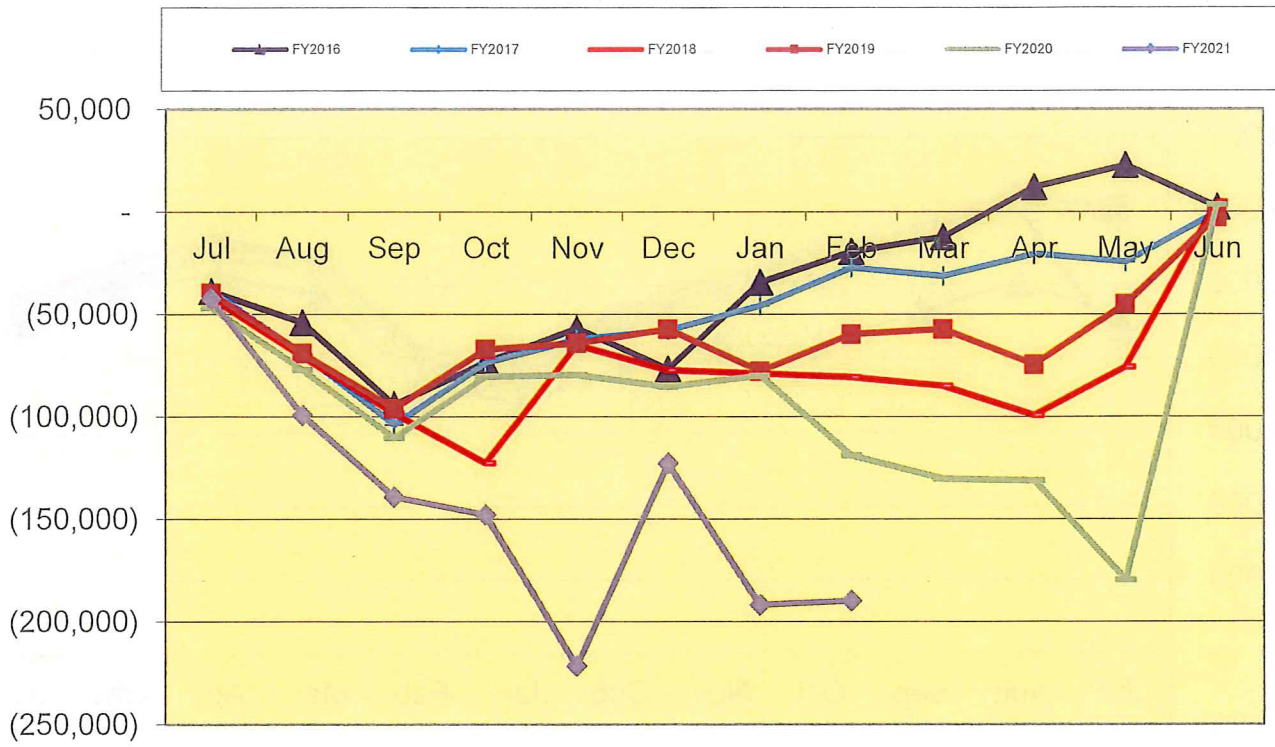
**LEXINGTON LOCAL SCHOOL DISTRICT
GENERAL FUND ONLY 2020-2021
SUMMARY OF RECEIPTS AND EXPENDITURES - FIVE YEAR FORECAST FORMAT**

LINE	DESCRIPTION	2/28/2021	FISCAL YEAR TO DATE Estimate	FISCAL YEAR TO DATE Actual	VARIANCE Estimate vs. Actual	PERCENT of VARIANCE
LINE 7.010	BEGINNING CASH BALANCE		\$ 9,227,848			
REVENUES						
LINE 1.010	Real Estate Tax	\$ 5,706,720	\$ 4,756,720		(\$950,000)	-16.65%
LINE 1.020	Personal Property Tax	\$ 443,419	\$ 443,419		\$0	0.00%
LINE 1.030	Income Tax	\$ -	\$ -		\$0	
LINE 1.035	State Funding	\$ 6,792,795	\$ 7,033,576		\$240,781	3.54%
LINE 1.040	Career Tech / Economic Disadv.	\$ 49,612	\$ 49,624		\$12	0.02%
LINE 1.050	Property Tax Allocation	\$ 850,490	\$ 851,199		\$709	0.08%
LINE 1.060	Other Operating Revenue	\$ 383,506	\$ 301,973		(\$81,533)	-21.26%
LINE 1.070	TOTAL REVENUE	\$ 14,226,542	\$ 13,436,511		(\$790,031)	-5.55%
OTHER SOURCES						
LINE 2.01	Proceeds from Notes	\$ -	\$ -		\$0	
LINE 2.04	Transfers In	\$ -	\$ -		\$0	
LINE 2.050	Advances In	\$ -	\$ -		\$0	#DIV/0!
LINE 2.060	Other Financing Sources	\$ 42,778	\$ 397,369		\$354,591	828.91%
LINE 2.070	TOTAL OTHER SOURCES	\$ 42,778	\$ 397,369		\$354,591	828.91%
LINE 2.080	TOTAL REVENUES & Sources	\$ 14,269,320	\$ 13,833,880		(\$435,440)	-3.05%
EXPENSES						
LINE 3.010	Salaries	\$ 8,774,786	\$ 8,691,738		\$83,048	0.95%
LINE 3.020	Retirement and Benefits	\$ 4,628,081	\$ 4,541,787		\$86,294	1.86%
LINE 3.030	Purchased Services	\$ 2,558,056	\$ 2,469,840		\$88,216	3.45%
LINE 3.040	Supplies and Materials	\$ 591,643	\$ 530,750		\$60,893	10.29%
LINE 3.050	Capital Outlay and Equipment	\$ 48,897	\$ 28,698		\$20,199	41.31%
LINE 3.06	INTERGOVERNMENTAL	\$ -	\$ -		\$0	
LINE 4.020	DEBT SERVICE - Notes	\$ -	\$ -		\$0	
LINE 4.060	DEBT SERVICE - Interest charges	\$ -	\$ -		\$0	
LINE 4.300	Other Objects	\$ 147,986	\$ 134,423		\$13,563	9.17%
LINE 4.500	TOTAL EXPENDITURES	\$ 16,749,449	\$ 16,397,236		\$352,213	2.10%
LINE 5.00	TRANSFERS OUT	\$ -	\$ -		\$0	
LINE 5.02	ADVANCES OUT	\$ -	\$ -		\$0	
LINE 5.03	ALL OTHER USES	\$ -	\$ -		\$0	
LINE 5.040	TOTAL OTHER USES	\$ -	\$ -		\$0	
LINE 5.050	TOTAL EXPENDITURES & USES	\$ 16,749,449	\$ 16,397,236		\$352,213	2.10%
		Estimate	Actual	Variance		
LINE 6.010	REVENUES OVER EXPENSES	\$ (2,480,129)	\$ (2,563,356)		(\$83,227)	
LINE 7.020	ENDING CASH BALANCE	\$ 6,747,719	\$ 6,664,492		(\$83,227)	
	Less Reserves	\$ (87,929)	\$ (87,929)		\$ -	
LINE 8.010	Less Outstanding Encumbrances	\$ (1,000,000)	\$ (1,085,518)		\$ (85,518)	8.55%
LINE 15.010	Unreserved Fund Balance	\$ 5,659,790	\$ 5,491,045		(\$168,745)	-2.98%
		Estimate	Actual	Benchmark Yr. End		
	Salaries/Benefits as % of Revenue	94.2%	98.5%	80.1% or below		
	True Days Cash - Calendar Days on which can operate	82	81	90 or above optimal		

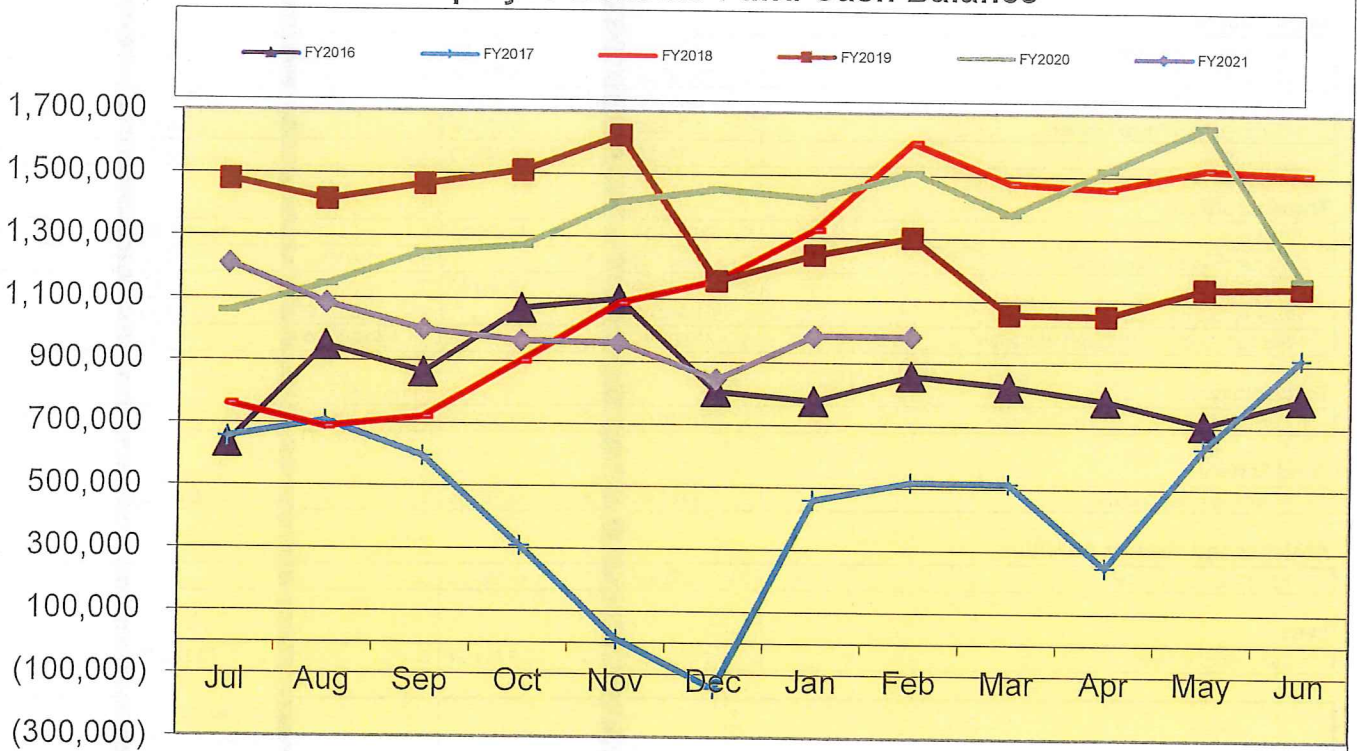
Lexington Local Schools General Fund Cash Balance



Lexington Local Schools Food Service Fund Cash Balance



Lexington Local Schools Employee Benefits Fund Cash Balance



Lexington Local Schools

Permanent Improvement Fund
2/28/2021

	Budgeted Amount	Actual Fiscal Year Expended	Current Encumbrances	Expenses / Encumbrances Over/Under Estimate	Remaining Estimated PI Project Costs
Instruction and Administration					
Western Elementary Equipment/Materials	\$ 8,765.81	\$ 8,700.20	\$ 28.68	\$36.93	\$36.93
Central Elementary Equipment/Materials	\$ 2,190.60	\$ 370.69	\$ 446.70	\$1,373.21	\$1,373.21
Eastern Elementary Equipment/Materials	\$ 159.08	\$ 159.08	\$ -	\$0.00	\$0.00
Eastern Vocab Power Plus	\$ 2,424.93	\$ -	\$ -	\$2,424.93	\$2,424.93
Central PE Equipment	\$ 1,000.00	\$ -	\$ -	\$1,000.00	\$1,000.00
Central Tables	\$ 356.36	\$ -	\$ -	\$356.36	\$356.36
Western Office Chair	\$ 204.60	\$ 204.60	\$ -	\$0.00	\$0.00
Western Teacher Chair	\$ 223.94	\$ 211.86	\$ -	\$12.08	\$12.08
Office Furniture	\$ 1,614.00	\$ 1,614.00	\$ -	\$0.00	\$0.00
Central Shelving	\$ 604.58	\$ 577.84	\$ -	\$26.74	\$26.74
Central Desk Open Front	\$ 344.92	\$ 344.92	\$ -	\$0.00	\$0.00
Central Classroom Chair	\$ 708.00	\$ -	\$ 708.00	\$0.00	\$0.00
Western Portable Screenflex Partition	\$ 1,706.99	\$ 1,706.99	\$ -	\$0.00	\$0.00
JH/HS Music Stands	\$ 2,700.00	\$ -	\$ -	\$2,700.00	\$2,700.00
Maintenance					
New Road Salt Storage	\$ 14,000.00	\$ 9,221.02	\$ 4,778.98	\$0.00	\$0.00
Elementary A/C	\$ 19,795.88	\$ 19,795.88	\$ -	\$0.00	\$0.00
Maintenance Sanitizer Sprayers	\$ 6,039.30	\$ 1,917.91	\$ 1,600.00	\$2,521.39	\$2,521.39
Electrostatic Sanitizer Sprayers	\$ 1,600.00	\$ 1,600.00	\$ -	\$0.00	\$0.00
HS Fencing	\$ 7,740.00	\$ 7,740.00	\$ -	\$0.00	\$0.00
Transportation					
New bus	\$ 50,923.29	\$ 46,923.29	\$ -	\$4,000.00	\$4,000.00
Electrostatic Sanitizer Sprayers	\$ 1,600.00	\$ -	\$ 1,600.00	\$0.00	\$0.00
Bus Fuel Tank	\$ 9,048.00	\$ 9,048.00	\$ -	\$0.00	\$0.00
New Portable Radios	\$ 1,632.00	\$ -	\$ 1,632.00	\$0.00	\$0.00
Bus Fuel Tank Removal and Installation	\$ 40,000.00	\$ -	\$ 40,000.00	\$0.00	\$0.00
Technology					
Computers, servers, tech equip., etc.	\$ 350,000.00	\$ 264,049.55	\$ 5,306.02	\$80,644.43	\$80,644.43
Food Service					
Food Service Equipment	\$ 3,880.00	\$ 3,920.00	\$ -	(\$40.00)	\$0.00
Athletics and Student Activities					
HS Athletics Equipment	\$ 10,000.00	\$ 10,000.00	\$ -	\$0.00	\$0.00
Fees					
Tax Collection Fees	\$ 14,500.00	\$ 5,271.27	\$ -	\$9,228.73	\$9,228.73
Totals	\$ 553,762.28	\$ 393,377.10	\$ 56,100.38	\$104,284.80	\$104,324.80
Total Budgeted	\$ 553,762.28				
Actual Cash Balance 7/1/20	\$ 148,007.09				
Revenues FY21 - Taxes from levy	\$ 330,501.61				
Expenditures FY21	\$ (393,377.10)				
Current Cash Balance	\$85,131.60				
Current Encumbrances	\$ (56,100.38)				
Available Balance	\$29,031.22				

Remaining Estimated Revenues FY21 - Taxes from levy	\$ 344,498.39
Less: Remaining Estimated PI Project Costs	(\$104,324.80)
6/30/21 Estimated Carryover	\$ 269,204.81


Lexington Local Schools

Food Service Fund 2020-21 vs. 2019-2020 vs. 2018-2019

							Beginning Balance 7/1/20	\$ 3,725
2020-2021 Through 2/28/21								
<i>Revenues</i>	District-Wide	High School	Junior High	Eastern	Central	Western	Total	
Student Type A, Ezpay, Misc	\$ -	\$ (1,170)	\$ 370	\$ 455	\$ 1,246	\$ 726	\$ 1,627	
Student Break, Milk & A La Carte	\$ -	\$ 9,540	\$ 2,450	\$ 2,446	\$ 1,748	\$ 979	\$ 17,163	
Adult & Misc revenues	\$ 3,123	\$ 1,374	\$ 500	\$ 508	\$ 321	\$ 58	\$ 5,884	
State Reimb	\$ -	\$ -	\$ -	\$ -	\$ -	\$ -	\$ -	
Federal Reimb	\$ -	\$ 66,007	\$ 50,339	\$ 60,116	\$ 63,070	\$ 46,492	\$ 286,024	
Transfer In	\$ -	\$ -	\$ -	\$ -	\$ -	\$ -	\$ -	
Total Revenues	\$ 3,123	\$ 75,751	\$ 53,659	\$ 63,525	\$ 66,385	\$ 48,255	\$ 310,698	
<i>Expenses</i>								
Wages	\$ 33,594	\$ 72,254	\$ 40,430	\$ 28,376	\$ 23,808	\$ 23,821	\$ 222,283	
Severance	\$ -	\$ -	\$ -	\$ -	\$ -	\$ -	\$ -	
Retirement	\$ 8,062	\$ 16,881	\$ 5,660	\$ 7,603	\$ 5,196	\$ 4,210	\$ 47,612	
Medical	\$ 14,410	\$ 35,054	\$ 11,038	\$ 24,016	\$ 10,522	\$ -	\$ 95,040	
Life, Dent, MC, WC	\$ 936	\$ 2,295	\$ 1,637	\$ 1,064	\$ 639	\$ 311	\$ 6,882	
Purch Serv, Repairs, Phone, Post:	\$ 2,323	\$ 430	\$ 579	\$ 1,617	\$ 320	\$ 320	\$ 5,589	
Supplies	\$ 5,917	\$ 52,727	\$ 14,375	\$ 21,733	\$ 9,278	\$ 22,692	\$ 126,722	
Food Costs	\$ -	\$ -	\$ -	\$ -	\$ -	\$ -	\$ -	
Equipment	\$ -	\$ -	\$ -	\$ -	\$ -	\$ -	\$ -	
Other Costs	\$ -	\$ -	\$ -	\$ -	\$ -	\$ -	\$ -	
Total Expenses	\$ 65,242	\$ 179,641	\$ 73,719	\$ 84,409	\$ 49,763	\$ 51,354	\$ 504,128	
Net Gain (Loss)	\$ (62,119)	\$ (103,890)	\$ (20,060)	\$ (20,884)	\$ 16,622	\$ (3,099)	\$ (193,430)	
							Ending Cash Balance 2/28/21	\$ (189,705)

							Beginning Balance 7/1/18	\$ (2,391)
2019-2020 Through 2/29/20								
<i>Revenues</i>	District-Wide	High School	Junior High	Eastern	Central	Western	Total	
Student Type A, Ezpay, Misc	\$ -	\$ 56,610	\$ 27,600	\$ 31,117	\$ 30,191	\$ 21,651	\$ 167,169	
Student Break, Milk & A La Carte	\$ -	\$ 27,680	\$ 8,167	\$ 7,488	\$ 5,482	\$ 4,734	\$ 53,551	
Adult & Misc revenues	\$ 3,167	\$ 3,686	\$ 828	\$ 1,505	\$ 1,207	\$ 1,036	\$ 11,429	
State Reimb	\$ -	\$ -	\$ -	\$ -	\$ -	\$ -	\$ -	
Federal Reimb	\$ -	\$ 32,495	\$ 23,208	\$ 36,736	\$ 34,474	\$ 22,737	\$ 149,650	
Transfer In	\$ -	\$ -	\$ -	\$ -	\$ -	\$ -	\$ -	
Total Revenues	\$ 3,167	\$ 120,471	\$ 59,803	\$ 76,846	\$ 71,354	\$ 50,158	\$ 381,799	
<i>Expenses</i>								
Wages	\$ 32,936	\$ 74,153	\$ 39,367	\$ 30,551	\$ 23,273	\$ 24,122	\$ 224,402	
Severance	\$ -	\$ -	\$ -	\$ -	\$ -	\$ -	\$ -	
Retirement	\$ 8,009	\$ 13,069	\$ 5,632	\$ 8,515	\$ 4,314	\$ 4,558	\$ 44,097	
Medical	\$ 18,293	\$ 30,536	\$ 10,896	\$ 23,708	\$ 8,399	\$ -	\$ 91,832	
Life, Dent, MC, WC	\$ 1,134	\$ 2,803	\$ 1,871	\$ 1,332	\$ 812	\$ 481	\$ 8,433	
Purch Serv, Repairs, Phone, Post:	\$ 2,316	\$ 5,809	\$ 999	\$ 594	\$ 1,046	\$ 546	\$ 11,310	
Supplies	\$ 3,496	\$ -	\$ -	\$ -	\$ -	\$ -	\$ 3,496	
Food Costs	\$ -	\$ 39,838	\$ 19,724	\$ 34,228	\$ 11,473	\$ 9,401	\$ 114,664	
Equipment	\$ -	\$ -	\$ -	\$ -	\$ -	\$ -	\$ -	
Other Costs	\$ -	\$ -	\$ -	\$ -	\$ -	\$ -	\$ -	
Total Expenses	\$ 66,184	\$ 166,208	\$ 78,489	\$ 98,928	\$ 49,317	\$ 39,108	\$ 498,234	
Net Gain (Loss)	\$ (63,017)	\$ (45,737)	\$ (18,686)	\$ (22,082)	\$ 22,037	\$ 11,050	\$ (116,435)	
							Ending Cash Balance 2/29/20	\$ (118,826)

							Beginning Balance 7/1/18	\$ 4,848
2018-2019 Through 2/28/19								
<i>Revenues</i>	District-Wide	High School	Junior High	Eastern	Central	Western	Total	
Student Type A, Ezpay, Misc	\$ -	\$ 62,295	\$ 29,357	\$ 31,218	\$ 27,274	\$ 23,013	\$ 173,157	
Student Break, Milk & A La Carte	\$ -	\$ 32,703	\$ 9,663	\$ 6,482	\$ 4,201	\$ 4,255	\$ 57,304	
Adult & Misc revenues	\$ 6,340	\$ 2,927	\$ 631	\$ 1,469	\$ 1,191	\$ 951	\$ 13,509	
State Reimb	\$ -	\$ -	\$ -	\$ -	\$ -	\$ -	\$ -	
Federal Reimb	\$ -	\$ 36,628	\$ 25,777	\$ 45,928	\$ 29,062	\$ 25,972	\$ 163,367	
Transfer In	\$ -	\$ -	\$ -	\$ -	\$ -	\$ -	\$ -	
Total Revenues	\$ 6,340	\$ 134,553	\$ 65,428	\$ 85,097	\$ 61,728	\$ 54,191	\$ 407,337	
<i>Expenses</i>								
Wages	\$ 32,290	\$ 73,424	\$ 37,235	\$ 25,041	\$ 22,755	\$ 23,378	\$ 214,123	
Severance	\$ -	\$ -	\$ -	\$ -	\$ -	\$ -	\$ -	
Retirement	\$ 7,750	\$ 13,384	\$ 6,890	\$ 7,053	\$ 4,734	\$ 4,302	\$ 44,113	
Medical	\$ 16,853	\$ 28,190	\$ 13,227	\$ 20,310	\$ 4,667	\$ -	\$ 83,247	
Life, Dent, MC, WC	\$ 1,112	\$ 2,831	\$ 1,741	\$ 1,210	\$ 841	\$ 512	\$ 8,247	
Purch Serv, Repairs, Phone, Post:	\$ 2,563	\$ 839	\$ 709	\$ 472	\$ 472	\$ 595	\$ 5,650	
Supplies	\$ 3,391	\$ 41,135	\$ 21,248	\$ 32,267	\$ 9,089	\$ 9,224	\$ 116,354	
Food Costs	\$ -	\$ -	\$ -	\$ -	\$ -	\$ -	\$ -	
Equipment	\$ -	\$ -	\$ -	\$ -	\$ -	\$ -	\$ -	
Other Costs	\$ -	\$ -	\$ -	\$ -	\$ -	\$ -	\$ -	
Total Expenses	\$ 63,959	\$ 159,803	\$ 81,050	\$ 86,353	\$ 42,558	\$ 38,011	\$ 471,734	
Net Gain (Loss)	\$ (57,619)	\$ (25,250)	\$ (15,622)	\$ (1,256)	\$ 19,170	\$ 16,180	\$ (64,397)	
							Ending Cash Balance 2/28/19	\$ (59,549)



Check#	Check Date	Org Sta	Vendor Paid	Check Amount	Status Date
089217	02/05/2021	B/R	DOMESTIC VIOLENCE SHELTER	365.51	02/11/2021
089218	02/05/2021	B/R	WADE, RANDY	17.70	02/12/2021
089219	02/05/2021	W/W	BADERTSCHER, AMANDA	100.00	
089220	02/05/2021	W/R	AMAZON CAPITAL SERVICES	94.61	02/12/2021
089221	02/05/2021	W/R	MCLAUGHLIN, ASHLEY N	90.00	02/11/2021
089222	02/05/2021	W/R	BARNES & NOBLE	310.02	02/17/2021
089223	02/05/2021	W/R	WELSH, BRENDA K	143.00	02/16/2021
089224	02/05/2021	W/R	BRIDGEWAY ACADEMY	5,550.00	02/12/2021
089225	02/05/2021	W/R	CDW-G	196.73	02/17/2021
089226	02/05/2021	W/R	COWLES, CINDY	971.49	02/12/2021
089227	02/05/2021	W/R	CULLIGAN QUALITY WATER	37.00	02/11/2021
089228	02/05/2021	W/R	SCHAEFER, DAVID & MICHELE	87.70	02/16/2021
089229	02/05/2021	W/R	SPELLING OUT DYSLEXIA	600.00	02/19/2021
089230	02/05/2021	W/R	ITsavvy	658.00	02/12/2021
089231	02/05/2021	W/R	HAYES, JAMES	582.21	02/16/2021
089232	02/05/2021	W/R	CATANESE, KELLI	225.00	02/09/2021
089233	02/05/2021	W/R	COLLINS, LINDA	40.27	02/08/2021
089234	02/05/2021	W/R	MT. VERNON HIGH SCHOOL	175.00	02/17/2021
089235	02/05/2021	W/R	PEARSON ASSESSMENTS	556.73	02/16/2021
089236	02/05/2021	W/R	NCOCC	1,227.50	02/26/2021
089237	02/05/2021	W/R	NOVA LUNA EDUC & CONSULTING	972.00	02/11/2021
089238	02/05/2021	W/R	OHIO.NET INTERNET PROVIDERS	419.80	02/11/2021
089239	02/05/2021	W/R	PSAT/NMSQT	527.00	02/16/2021
089240	02/05/2021	W/R	QUENCH	39.14	02/26/2021
089241	02/05/2021	W/R	SAM'S CLUB	158.55	02/12/2021
089242	02/05/2021	W/R	SCHOOL SPECIALTY INC.	10.64	02/16/2021
089243	02/05/2021	W/R	SMETZ'S TIRE SERVICE CENTER	2,351.60	02/18/2021
089244	02/05/2021	W/R	STANTON SHEET MUSIC	641.08	02/11/2021
089245	02/05/2021	W/R	STOODT'S FRESH MARKET	74.74	02/11/2021
089246	02/05/2021	W/R	THE ESKEN GROUP, LLC	855.00	02/16/2021
089247	02/05/2021	W/R	OHIO BUREAU OF CRIMINAL IDENT.	145.00	02/12/2021
089248	02/05/2021	W/R	UCP OF GREATER CLEVELAND	8,950.00	02/12/2021
089249	02/05/2021	W/R	VERIZON WIRELESS	1,506.00	02/17/2021
089250	02/05/2021	W/R	WASHINGTON AUTO PARTS	316.61	02/18/2021
089251	02/09/2021	W/R	NICKLES BAKERY	389.74	02/17/2021
089252	02/09/2021	W/R	AMAZON CAPITAL SERVICES	269.91	02/17/2021
089253	02/09/2021	W/R	AMERICAN EXPRESS	282.93	02/16/2021
089254	02/09/2021	W/R	BRIDGEWAY ACADEMY	1,040.00	02/18/2021
089255	02/09/2021	W/R	CALLAHAN DOOR SALES	145.00	02/24/2021
089256	02/09/2021	W/R	CDW-G	65.47	02/22/2021
089257	02/09/2021	W/R	CLEARWATER SYSTEMS	29.90	02/19/2021
089258	02/09/2021	W/R	ELZY MILLING & TRADE LTD.	285.00	02/16/2021
089259	02/09/2021	W/R	EQUIPARTS	224.89	02/17/2021
089260	02/09/2021	W/R	G & L SUPPLY CO.	1,854.00	02/16/2021
089261	02/09/2021	W/R	AVITA HEALTH SYSTEM	55.00	02/19/2021
089262	02/09/2021	W/R	GRAINGER	691.26	02/16/2021
089263	02/09/2021	W/R	J & B ACCOUSTICAL	87.00	02/12/2021
089264	02/09/2021	W/R	WEIDIG, KATHY	107.04	02/16/2021
089265	02/09/2021	W/R	LOWE'S HOME CENTER	455.84	02/16/2021
089266	02/09/2021	W/R	MENARDS	84.60	02/23/2021
089267	02/09/2021	W/R	MID-OHIO ED. SERVICE CENTER	21,068.37	02/22/2021
089268	02/09/2021	W/W	OHSBCA	30.00	

Check#	Check Date	Org Sta	Vendor Paid	Check Amount	Status Date
089269	02/09/2021	W/W	PLAZA LANES INC	245.00	
089270	02/09/2021	W/R	SHARE CORPORATION	707.47	02/17/2021
089271	02/09/2021	W/R	SHELBY PRINTING, INC.	452.06	02/22/2021
089272	02/09/2021	W/R	SHOOK CONSTRUCTION CO	451,311.48	02/17/2021
089273	02/09/2021	W/R	SIESEL DISTRIBUTING, LLC	1,801.85	02/22/2021
089274	02/09/2021	W/R	STANDARD PLUMBING & HEATING CO	180.00	02/19/2021
089275	02/09/2021	W/R	TRANSPORTATION ACCESSORIES CO.	65.66	02/16/2021
089276	02/09/2021	W/R	TRUCK SALES & SERVICE, INC.	708.45	02/22/2021
089277	02/09/2021	W/R	UPS STORE	12.52	02/23/2021
089278	02/09/2021	W/R	VILLAGE OF LEXINGTON	2,478.93	02/23/2021
089279	02/09/2021	W/R	WASHINGTON AUTO PARTS	249.82	02/18/2021
089280	02/09/2021	W/R	WOLFF BROS. SUPPLY, INC.	182.56	02/19/2021
089281	02/10/2021	W/R	AMERICAN EXPRESS	162.73	02/16/2021
089282	02/10/2021	W/R	CLEARWATER SYSTEMS	129.20	02/19/2021
089283	02/10/2021	W/R	AMERICAN EXPRESS	49.44	02/16/2021
089284	02/11/2021	W/W	BADERTSCHER, AMANDA	100.00	
089285	02/11/2021	W/R	AMAZON CAPITAL SERVICES	56.98	02/17/2021
089286	02/11/2021	W/R	MCLAUGHLIN, ASHLEY N	85.00	02/22/2021
089287	02/11/2021	W/R	BRIDGEWAY ACADEMY	350.00	02/23/2021
089288	02/11/2021	W/R	CDW-G	106.69	02/23/2021
089289	02/11/2021	W/R	HARCOURT OUTLINE, INC.	105.16	02/18/2021
089290	02/11/2021	W/R	JOSTEN'S	6,596.00	02/19/2021
089291	02/11/2021	W/R	KELL ACE HARDWARE	115.28	02/18/2021
089292	02/11/2021	W/R	O.E. MEYER COMPANY	6.82	02/22/2021
089293	02/11/2021	W/R	OHIO HEALTH CONSORTIUM, INC.	35.00	02/17/2021
089294	02/11/2021	W/R	SMITHFOODS, INC	3,450.33	02/18/2021
089295	02/11/2021	W/R	THE CENTER FOR INDIVIDUAL &	45.00	02/18/2021
089296	02/11/2021	W/R	TRANSPORTATION ACCESSORIES CO.	738.95	02/18/2021
089297	02/11/2021	W/R	WASHINGTON AUTO PARTS	660.65	02/18/2021
089298	02/17/2021	W/W	AWARDSMITH	6.50	
089299	02/17/2021	W/R	SPELLING OUT DYSLEXIA	300.00	02/24/2021
089300	02/17/2021	W/R	HEALTHCARE BILLING SERVICES	233.78	02/26/2021
089301	02/17/2021	W/W	HAYES, JAMES	776.28	
089302	02/17/2021	W/R	RENHILL GROUP, INC.	8,252.78	02/25/2021
089303	02/17/2021	W/R	USI, INC.	303.42	02/23/2021
089304	02/23/2021	W/W	AMAZON CAPITAL SERVICES	1,141.99	
089305	02/23/2021	W/W	AMERICAN ELECTRIC POWER	34,468.20	
089306	02/23/2021	W/R	JAVUREK, AUSTIN	500.00	02/25/2021
089307	02/23/2021	W/W	CARDINAL BUS SALES & SERVICE	617.34	
089308	02/23/2021	W/W	CDW-G	859.75	
089309	02/23/2021	W/W	COLUMBIA GAS OF OHIO	3,697.28	
089310	02/23/2021	W/W	EJ THERAPY INC	55,230.00	
089311	02/23/2021	W/W	SPELLING OUT DYSLEXIA	250.00	
089312	02/23/2021	W/W	GLENNS SALES & SERVICE	665.62	
089313	02/23/2021	W/W	GRADY ENTERPRISES, INC.	1,066.22	
089314	02/23/2021	W/W	HAYES, JAMES	194.07	
089315	02/23/2021	W/W	KIMBALL MIDWEST	184.11	
089316	02/23/2021	W/W	LAKESHORE LEARNING MATERIALS	501.37	
089317	02/23/2021	W/W	MID-OHIO AUTO REPAIR	389.91	
089318	02/23/2021	W/W	NEWS JOURNAL	62.05	
089319	02/23/2021	W/W	MVD SPORTS	103.95	
089320	02/23/2021	W/W	NORTH CENTRAL OHIO ESC	2,029.17	


Check#	Check Date	Org Sta	Vendor Paid	Check Amount	Status Date
089321	02/23/2021	W/W	OHIO.NET INTERNET PROVIDERS	427.53	
089322	02/23/2021	W/W	REALLY GOOD STUFF	184.96	
089323	02/23/2021	W/W	RIVER EDUCATION SERVICES INC	3,375.00	
089324	02/23/2021	W/W	SCHOOL SPECIALTY INC.	257.41	
089325	02/23/2021	W/W	STOODT'S FRESH MARKET	120.99	
089326	02/23/2021	W/W	THE LIBRARY STORE	183.53	
089327	02/23/2021	W/W	TRANSPORTATION ACCESSORIES CO.	436.56	
089328	02/25/2021	W/W	ADAPTIVE SPORTS PROGRAM OF OH	50.00	
089329	02/25/2021	W/W	AJINOMOTO CAMBROOKE, INC	99.44	
089330	02/25/2021	W/W	BADERTSCHER, AMANDA	100.00	
089331	02/25/2021	W/W	AMAZON CAPITAL SERVICES	278.26	
089332	02/25/2021	W/W	MCLAUGHLIN, ASHLEY N	260.00	
089333	02/25/2021	W/W	BOWLING GREEN STATE UNIVERSITY	2,500.00	
089334	02/25/2021	W/W	COLE DISTRIBUTING	11,591.02	
089335	02/25/2021	W/W	DATA RECOGNITION CORPORATION	589.19	
089336	02/25/2021	W/W	EQUIPARTS	255.72	
089337	02/25/2021	W/W	GRAINGER	657.00	
089338	02/25/2021	W/W	HD SUPPLY FACILITIES	115.55	
089339	02/25/2021	W/W	MAKE MUSIC	350.00	
089340	02/25/2021	W/W	MENARDS	59.96	
089341	02/25/2021	W/W	RUMPKE	1,165.92	
089342	02/25/2021	W/W	DeLUCA, SANDRA	31.40	
089343	02/25/2021	W/W	SCHMIDT SECURITY	320.00	
089344	02/25/2021	W/W	SCHOOL SPECIALTY INC.	15.59	
089345	02/25/2021	W/W	STANDARD PLUMBING & HEATING CO	4,060.00	
089346	02/25/2021	W/W	STAR LANES AT THE HARBOR	140.00	
089347	02/25/2021	W/W	stHEALTH BENEFIT SOLUTIONS LLC	44,271.40	
089348	02/25/2021	W/W	US BANK	1,397.68	
089349	02/25/2021	W/W	SANSALONE, VINCENT	20.00	
089350	02/25/2021	W/W	RICHLAND CO. HEALTH DEPT	1,088.00	
089351	02/26/2021	W/W	CARDINAL BUS SALES & SERVICE	349.44	
089352	02/26/2021	W/W	CenturyLink	862.26	
089353	02/26/2021	W/W	SPELLING OUT DYSLEXIA	250.00	
089354	02/26/2021	W/W	HAYES, JAMES	776.28	
089355	02/26/2021	W/W	KIMBALL MIDWEST	98.40	
089356	02/26/2021	W/W	KROGER COMPANY	34.27	
089357	02/26/2021	W/W	MEDINA COUNTY SCHOOLS' ESC	180.00	
089358	02/26/2021	W/W	OAASFEP	149.00	
089359	02/26/2021	W/W	PIONEER CTC	44.50	
089360	02/26/2021	W/W	POST MASTER	110.00	
089361	02/26/2021	W/W	RENHILL GROUP, INC.	6,734.30	
089362	02/26/2021	W/W	TRANSPORTATION ACCESSORIES CO.	561.55	
089363	02/28/2021	W/W	LEXINGTON ATHLETIC DEPT.	1,880.00	
089364	02/28/2021	W/W	CBIZ BENEFITS & INSURANCE	2,750.00	
691619	02/05/2021	C/R	LEXINGTON SCHOOLS - PAYROLL	576,323.38	02/05/2021
691623	02/11/2021	M/M	MEMO-S.E.R.S.	3,032.75	
691624	02/11/2021	M/M	MEMO-S.T.R.S.	7,785.61	
691625	02/12/2021	M/M	GORDON FOOD SERVICE	16,837.35	
691626	02/19/2021	C/R	LEXINGTON SCHOOLS - PAYROLL	573,908.78	02/19/2021
691627	02/22/2021	M/M	ANTHEM BENEFIT SERVICES	367,209.04	
691628	02/22/2021	M/M	MEMO-S.E.R.S.	2,910.99	
691629	02/22/2021	M/M	MEMO-S.T.R.S.	6,578.42	

Date: 3/02/2021

C H E C K R E G I S T E R
Processing Month: February 2021
LEXINGTON LOCAL SCHOOLS

Page: 4
(CHKREG)

Check#	Check Date	Org Sta	Vendor Paid	Check Amount	Status Date
691630	02/26/2021	M/M	MEMO-MID OHIO ESC	6,692.02	
691631	02/26/2021	M/M	MEMO-S.E.R.S.	46,434.00	
691632	02/26/2021	M/M	MEMO-S.T.R.S.	123,990.00	
691634	02/28/2021	M/M	LEXINGTON SCHOOLS - PAYROLL	15,540.71	
Total Checks Issued				\$ 2,475,609.56	



DATE: 03/02/2021
 TIME: 16:07

LEXINGTON LOCAL SCHOOLS
 TRANS. BY FUND/RCPT, ALL FUNDS
 DATES 02/01/2021 THRU 02/28/2021
 SORTED BY TRANSACTION DATE

PAGE: 1
 (RECLED)

TRANS NO	ITEM NO	TRANS DATE	STS	DESCRIPTION OR SOURCE	TI	FUND	RCPT	SPCC	SUBJ	AMOUNT	TRANS AMOUNT
075685	0001	02/04/2021	A	Tuition	03	001	1211	0000	000000 000		1,907.85
075688	0001	02/05/2021	A	Preschool tuition	03	001	1211	0000	000000 500		400.00
075695	0001	02/09/2021	A	Preschool tuition	03	001	1211	0000	000000 500		700.00
075696	0001	02/11/2021	A	Tuition	03	001	1211	0000	000000 000		289.35
075718	0001	02/11/2021	A	Preschool tuition	03	001	1211	0000	000000 500		900.00
075716	0001	02/22/2021	A	Preschool tuition	03	001	1211	0000	000000 500		1,100.00
075719	0001	02/24/2021	A	Tuition	03	001	1211	0000	000000 000		635.95
075724	0001	02/24/2021	A	Preschool tuition	03	001	1211	0000	000000 500		1,000.00
RCPT CODE SUB-TOTAL:											6,933.15
075721	0004	02/24/2021	A	Excess Cost Payment - Lakewood	03	001	1223	0000	000000 000		6,493.86
075703	0020	02/26/2021	A	JV98 Excess Cost (SF-6)	03	001	1223	0000	000000 000		30,487.11
RCPT CODE SUB-TOTAL:											36,980.97
075694	0016	02/12/2021	A	Open Enrollment Revenue	03	001	1227	0000	000000 000		250.83
075703	0015	02/26/2021	A	Open Enrollment Revenue	03	001	1227	0000	000000 000		250.83
RCPT CODE SUB-TOTAL:											501.66
075738	0001	02/28/2021	A	Richland Bank Interest	03	001	1410	0000	000000 000		7,368.02
RCPT CODE SUB-TOTAL:											7,368.02
075687	0001	02/03/2021	A	School fees	03	001	1740	0000	000000 200		60.00
075692	0001	02/08/2021	A	School fees	03	001	1740	0000	000000 200		42.00
075693	0001	02/09/2021	A	School fees	03	001	1740	0000	000000 100		174.00
075701	0001	02/11/2021	A	School fees	03	001	1740	0000	000000 100		300.00
075702	0001	02/11/2021	A	School fees	03	001	1740	0000	000000 200		27.00
075706	0001	02/11/2021	A	Western school fees	03	001	1740	0000	000000 500		20.00
075708	0002	02/12/2021	A	Central school fees	03	001	1740	0000	000000 400		28.00
075707	0001	02/17/2021	A	School fees	03	001	1740	0000	000000 100		442.00
075714	0001	02/22/2021	A	School fees	03	001	1740	0000	000000 100		318.00
075720	0001	02/23/2021	A	School fees	03	001	1740	0000	000000 200		12.00
075723	0001	02/24/2021	A	School fees	03	001	1740	0000	000000 300		127.00
075725	0001	02/24/2021	A	Western school fees	03	001	1740	0000	000000 500		20.00
075727	0001	02/25/2021	A	School fees	03	001	1740	0000	000000 100		623.00
075728	0001	02/25/2021	A	School fees	03	001	1740	0000	000000 200		12.00
075737	0001	02/28/2021	A	HS Fees - Pay For It	03	001	1740	0000	000000 100		486.00
075737	0002	02/28/2021	A	Central Fees - Pay For It	03	001	1740	0000	000000 400		90.00
075737	0003	02/28/2021	A	Jr High Fees - Pay For It	03	001	1740	0000	000000 200		60.00
075737	0004	02/28/2021	A	Eastern Fees - Pay For It	03	001	1740	0000	000000 300		270.00
075737	0005	02/28/2021	A	Western Fees - Pay For It	03	001	1740	0000	000000 500		210.00

STATUS (STS) CODES:

A-RECEIPT B-REFUND OF RECEIPT V-VOID REFUND OF RECEIPT X-REDUCTION OF EXPENDITURE
 C-APPROPRIATION OR BUDGET MODIFICATIONS D-EXPENSE/SUPPLIES DISTRIBUTION F-FUND TO FUND TRANSFER

DATE: 03/02/2021
 TIME: 16:07

LEXINGTON LOCAL SCHOOLS
 TRANS. BY FUND/RCPT, ALL FUNDS
 DATES 02/01/2021 THRU 02/28/2021
 SORTED BY TRANSACTION DATE

PAGE: 2
 (RECLED)

TRANS NO	ITEM NO	TRANS DATE	STS	DESCRIPTION OR SOURCE	TI	FUND	RCPT	SPCC	SUBJ	QPL	TRANS AMOUNT
RCPT CODE SUB-TOTAL:											3,321.00
075686	0002	02/04/2021	A	Jury Duty Reimb	03	001	1890	0000	000000	000	10.00
RCPT CODE SUB-TOTAL:											10.00
075694	0001	02/12/2021	A	Opportunity Grant	03	001	3110	0000	000000	000	451,867.28
075694	0002	02/12/2021	A	Targeted Assistance	03	001	3110	0000	000000	000	32,892.64
075694	0003	02/12/2021	A	K-3 Literacy Funding	03	001	3110	0000	000000	000	5,948.56
075694	0005	02/12/2021	A	Limited English Prof Funding	03	001	3110	0000	000000	000	122.71
075694	0006	02/12/2021	A	Gifted Education Funding	03	001	3110	0000	000000	000	5,092.68
075694	0007	02/12/2021	A	Transportation	03	001	3110	0000	000000	000	22,763.69
075694	0008	02/12/2021	A	Special Education Funding	03	001	3110	0000	000000	000	50,084.00
075694	0009	02/12/2021	A	Graduation Bonus	03	001	3110	0000	000000	000	1,658.97
075694	0010	02/12/2021	A	Third Grade Reading Bonus	03	001	3110	0000	000000	000	994.42
075694	0013	02/12/2021	A	Enrollment Growth Supplement	03	001	3110	0000	000000	000	388.66
075694	0014	02/12/2021	A	Preschool Special Educ Funding	03	001	3110	0000	000000	000	4,399.75
075694	0015	02/12/2021	A	Special Educ Transportation	03	001	3110	0000	000000	000	2,349.21
075703	0001	02/26/2021	A	Opportunity Grant	03	001	3110	0000	000000	000	299,003.24
075703	0002	02/26/2021	A	Targeted Assistance	03	001	3110	0000	000000	000	32,892.64
075703	0003	02/26/2021	A	K-3 Literacy Funding	03	001	3110	0000	000000	000	5,948.56
075703	0005	02/26/2021	A	Limited English Prof Funding	03	001	3110	0000	000000	000	122.71
075703	0006	02/26/2021	A	Gifted Education Funding	03	001	3110	0000	000000	000	5,092.68
075703	0007	02/26/2021	A	Transportation	03	001	3110	0000	000000	000	22,763.69
075703	0008	02/26/2021	A	Special Education Funding	03	001	3110	0000	000000	000	50,084.00
075703	0009	02/26/2021	A	Graduation Bonus	03	001	3110	0000	000000	000	1,658.97
075703	0010	02/26/2021	A	Third Grade Reading Bonus	03	001	3110	0000	000000	000	994.42
075703	0012	02/26/2021	A	Enrollment Growth Supplement	03	001	3110	0000	000000	000	388.65
075703	0013	02/26/2021	A	Preschool Special Educ Funding	03	001	3110	0000	000000	000	4,379.56
075703	0014	02/26/2021	A	Special Educ Transportation	03	001	3110	0000	000000	000	2,349.20
RCPT CODE SUB-TOTAL:											1,004,240.89
075694	0004	02/12/2021	A	Economic Disadvantaged Funding	03	001	3211	0000	000000	000	2,383.81
075703	0004	02/26/2021	A	Economic Disadvantaged Funding	03	001	3211	0000	000000	000	2,383.81
RCPT CODE SUB-TOTAL:											4,767.62
075694	0011	02/12/2021	A	Career Tech Education Funding	03	001	3219	0000	000000	000	717.70
075703	0011	02/26/2021	A	Career Tech Education Funding	03	001	3219	0000	000000	000	717.70
RCPT CODE SUB-TOTAL:											1,435.40

STATUS (STS) CODES:

A-RECEIPT B-REFUND OF RECEIPT V-VOID REFUND OF RECEIPT X-REDUCTION OF EXPENDITURE
 C-APPROPRIATION OR BUDGET MODIFICATIONS D-EXPENSE/SUPPLIES DISTRIBUTION F-FUND TO FUND TRANSFER

DATE: 03/02/2021
 TIME: 16:07

LEXINGTON LOCAL SCHOOLS
 TRANS. BY FUND/RCPT, ALL FUNDS
 DATES 02/01/2021 THRU 02/28/2021
 SORTED BY TRANSACTION DATE

PAGE: 3
 (RECLD)

TRANS NO	ITEM NO	TRANS DATE	STS	DESCRIPTION OR SOURCE	TI	FUND	RCPT	SPCC	SUBJ	QFU	TRANS AMOUNT
075736	0001	02/28/2021	A	MEDICAID Recd -2/19	03	001	3300	0000	000000	000	1,568.57
											RCPT CODE SUB-TOTAL: 1,568.57
											FUND CODE SUB-TOTAL: 1,067,127.28
075738	0006	02/28/2021	A	LFI Fund	03	004	1410	0000	000000	000	2,229.94
											RCPT CODE SUB-TOTAL: 2,229.94
											FUND CODE SUB-TOTAL: 2,229.94
075738	0004	02/28/2021	A	Richland Bank Interest	03	006	1410	0000	000000	000	0.00
											RCPT CODE SUB-TOTAL: 0.00
075691	0026	02/05/2021	A	HS Breakfast	03	006	1511	0000	000000	100	16.25
075691	0027	02/05/2021	A	Jr. Hi Breakfast	03	006	1511	0000	000000	200	0.00
075691	0028	02/05/2021	A	Eastern Breakfast	03	006	1511	0000	000000	300	0.00
075691	0029	02/05/2021	A	Central Breakfast	03	006	1511	0000	000000	400	0.00
075691	0030	02/05/2021	A	Western Breakfast	03	006	1511	0000	000000	500	2.00
075732	0026	02/12/2021	A	HS Breakfast	03	006	1511	0000	000000	100	15.00
075732	0027	02/12/2021	A	Jr. Hi Breakfast	03	006	1511	0000	000000	200	0.00
075732	0028	02/12/2021	A	Eastern Breakfast	03	006	1511	0000	000000	300	0.00
075732	0029	02/12/2021	A	Central Breakfast	03	006	1511	0000	000000	400	0.00
075732	0030	02/12/2021	A	Western Breakfast	03	006	1511	0000	000000	500	2.50
075733	0026	02/19/2021	A	HS Breakfast	03	006	1511	0000	000000	100	2.50
075733	0027	02/19/2021	A	Jr. Hi Breakfast	03	006	1511	0000	000000	200	0.00
075733	0028	02/19/2021	A	Eastern Breakfast	03	006	1511	0000	000000	300	0.00
075733	0029	02/19/2021	A	Central Breakfast	03	006	1511	0000	000000	400	0.00
075733	0030	02/19/2021	A	Western Breakfast	03	006	1511	0000	000000	500	0.00
075734	0026	02/26/2021	A	HS Breakfast	03	006	1511	0000	000000	100	23.00
075734	0027	02/26/2021	A	Jr. Hi Breakfast	03	006	1511	0000	000000	200	0.00
075734	0028	02/26/2021	A	Eastern Breakfast	03	006	1511	0000	000000	300	3.25
075734	0029	02/26/2021	A	Central Breakfast	03	006	1511	0000	000000	400	0.00
075734	0030	02/26/2021	A	Western Breakfast	03	006	1511	0000	000000	500	1.25
											RCPT CODE SUB-TOTAL: 65.75
075682	0001	02/05/2021	B	LUNCH ACCT REFUND- RANDY	03	006	1512	0000	000000	100	17.70-
075691	0001	02/05/2021	A	HS Stu. Type A	03	006	1512	0000	000000	100	0.00
075691	0005	02/05/2021	A	HS ROA Stu. Type A	03	006	1512	0000	000000	100	66.68-

STATUS (STS) CODES:

A-RECEIPT B-REFUND OF RECEIPT V-VOID REFUND OF RECEIPT X-REDUCTION OF EXPENDITURE
 C-APPROPRIATION OR BUDGET MODIFICATIONS D-EXPENSE/SUPPLIES DISTRIBUTION F-FUND TO FUND TRANSFER

DATE: 03/02/2021
 TIME: 16:07

LEXINGTON LOCAL SCHOOLS
 TRANS. BY FUND/RCPT, ALL FUNDS
 DATES 02/01/2021 THRU 02/28/2021
 SORTED BY TRANSACTION DATE

PAGE: 4
 (RECLD)

TRANS NO	ITEM NO	TRANS DATE	STS	DESCRIPTION OR SOURCE	TI	FUND	RCPT	SPCC	SUBJ	QPU	TRANS AMOUNT
075691	0006	02/05/2021	A	Jr Hi Stu. Type A	03	006	1512	0000	000000	200	0.00
075691	0010	02/05/2021	A	Jr. Hi RQA Stu Type A	03	006	1512	0000	000000	200	6.65
075691	0011	02/05/2021	A	Eastern Stu. Type A	03	006	1512	0000	000000	300	0.00
075691	0015	02/05/2021	A	Eastern RQA Stu. Type A	03	006	1512	0000	000000	300	103.00-
075691	0016	02/05/2021	A	Central Stu. Type A	03	006	1512	0000	000000	400	0.00
075691	0020	02/05/2021	A	Central RQA Stu. Type A	03	006	1512	0000	000000	400	64.70-
075691	0021	02/05/2021	A	Western Stu. Type A	03	006	1512	0000	000000	500	0.00
075691	0025	02/05/2021	A	Western RQA Stu. Type A	03	006	1512	0000	000000	500	46.00-
075732	0001	02/12/2021	A	HS Stu. Type A	03	006	1512	0000	000000	100	0.00
075732	0005	02/12/2021	A	HS RQA Stu. Type A	03	006	1512	0000	000000	100	440.75-
075732	0006	02/12/2021	A	Jr Hi Stu. Type A	03	006	1512	0000	000000	200	0.00
075732	0010	02/12/2021	A	Jr. Hi RQA Stu Type A	03	006	1512	0000	000000	200	167.60-
075732	0011	02/12/2021	A	Eastern Stu. Type A	03	006	1512	0000	000000	300	0.00
075732	0015	02/12/2021	A	Eastern RQA Stu. Type A	03	006	1512	0000	000000	300	168.20-
075732	0016	02/12/2021	A	Central Stu. Type A	03	006	1512	0000	000000	400	0.00
075732	0020	02/12/2021	A	Central RQA Stu. Type A	03	006	1512	0000	000000	400	108.45-
075732	0021	02/12/2021	A	Western Stu. Type A	03	006	1512	0000	000000	500	0.00
075732	0025	02/12/2021	A	Western RQA Stu. Type A	03	006	1512	0000	000000	500	92.30-
075733	0001	02/19/2021	A	HS Stu. Type A	03	006	1512	0000	000000	100	0.00
075733	0005	02/19/2021	A	HS RQA Stu. Type A	03	006	1512	0000	000000	100	71.10-
075733	0006	02/19/2021	A	Jr Hi Stu. Type A	03	006	1512	0000	000000	200	0.00
075733	0010	02/19/2021	A	Jr. Hi RQA Stu Type A	03	006	1512	0000	000000	200	30.30-
075733	0011	02/19/2021	A	Eastern Stu. Type A	03	006	1512	0000	000000	300	0.00
075733	0015	02/19/2021	A	Eastern RQA Stu. Type A	03	006	1512	0000	000000	300	17.05-
075733	0016	02/19/2021	A	Central Stu. Type A	03	006	1512	0000	000000	400	0.00
075733	0020	02/19/2021	A	Central RQA Stu. Type A	03	006	1512	0000	000000	400	30.00-
075733	0021	02/19/2021	A	Western Stu. Type A	03	006	1512	0000	000000	500	0.00
075733	0025	02/19/2021	A	Western RQA Stu. Type A	03	006	1512	0000	000000	500	16.00-
075734	0001	02/26/2021	A	HS Stu. Type A	03	006	1512	0000	000000	100	0.00
075734	0005	02/26/2021	A	HS RQA Stu. Type A	03	006	1512	0000	000000	100	536.35-
075734	0006	02/26/2021	A	Jr Hi Stu. Type A	03	006	1512	0000	000000	200	0.00
075734	0010	02/26/2021	A	Jr. Hi RQA Stu Type A	03	006	1512	0000	000000	200	169.75-
075734	0011	02/26/2021	A	Eastern Stu. Type A	03	006	1512	0000	000000	300	0.00
075734	0015	02/26/2021	A	Eastern RQA Stu. Type A	03	006	1512	0000	000000	300	151.90-
075734	0016	02/26/2021	A	Central Stu. Type A	03	006	1512	0000	000000	400	0.00
075734	0020	02/26/2021	A	Central RQA Stu. Type A	03	006	1512	0000	000000	400	12.85
075734	0021	02/26/2021	A	Western Stu. Type A	03	006	1512	0000	000000	500	0.00
075734	0025	02/26/2021	A	Western RQA Stu. Type A	03	006	1512	0000	000000	500	91.25-
075737	0006	02/28/2021	A	HS Lunch - Pay For It	03	006	1512	0000	000000	100	881.00
075737	0007	02/28/2021	A	Jr High Lunch - Pay For It	03	006	1512	0000	000000	200	145.25
075737	0008	02/28/2021	A	Eastern Lunch - Pay For It	03	006	1512	0000	000000	300	180.00
075737	0009	02/28/2021	A	Central Lunch - Pay For It	03	006	1512	0000	000000	400	155.00
075737	0010	02/28/2021	A	Western Lunch - Pay For It	03	006	1512	0000	000000	500	55.00
RCPT CODE SUB-TOTAL:											953.33-

STATUS (STS) CODES:

A-RECEIPT B-REFUND OF RECEIPT V-VOID REFUND OF RECEIPT X-REDUCTION OF EXPENDITURE
 C-APPROPRIATION OR BUDGET MODIFICATIONS D-EXPENSE/SUPPLIES DISTRIBUTION F-FUND TO FUND TRANSFER

DATE: 03/02/2021
 TIME: 16:07

LEXINGTON LOCAL SCHOOLS
 TRANS. BY FUND/RCPT, ALL FUNDS
 DATES 02/01/2021 THRU 02/28/2021
 SORTED BY TRANSACTION DATE

PAGE: 5
 (RECLED)

TRANS NO	ITEN NO	TRANS DATE	STS	DESCRIPTION OR SOURCE	TI	FUND	RCPT	SPCC	SUBJ	QFU	TRANS AMOUNT
075691	0003	02/05/2021	A	HS Stu. Ala Carte	03	006	1513	0000	000000	100	294.35
075691	0008	02/05/2021	A	Jr. Hi Stu. Ala Carte	03	006	1513	0000	000000	200	107.85
075691	0013	02/05/2021	A	Eastern Stu. Ala Carte	03	006	1513	0000	000000	300	101.35
075691	0018	02/05/2021	A	Central Stu. Ala Carte	03	006	1513	0000	000000	400	68.70
075691	0023	02/05/2021	A	Western Stu. Ala Carte	03	006	1513	0000	000000	500	47.00
075732	0003	02/12/2021	A	HS Stu. Ala Carte	03	006	1513	0000	000000	100	517.50
075732	0008	02/12/2021	A	Jr. Hi Stu. Ala Carte	03	006	1513	0000	000000	200	190.55
075732	0013	02/12/2021	A	Eastern Stu. Ala Carte	03	006	1513	0000	000000	300	166.70
075732	0018	02/12/2021	A	Central Stu. Ala Carte	03	006	1513	0000	000000	400	150.45
075732	0023	02/12/2021	A	Western Stu. Ala Carte	03	006	1513	0000	000000	500	95.50
075733	0003	02/19/2021	A	HS Stu. Ala Carte	03	006	1513	0000	000000	100	108.85
075733	0008	02/19/2021	A	Jr. Hi Stu. Ala Carte	03	006	1513	0000	000000	200	45.05
075733	0013	02/19/2021	A	Eastern Stu. Ala Carte	03	006	1513	0000	000000	300	31.30
075733	0018	02/19/2021	A	Central Stu. Ala Carte	03	006	1513	0000	000000	400	26.00
075733	0023	02/19/2021	A	Western Stu. Ala Carte	03	006	1513	0000	000000	500	19.00
075734	0003	02/26/2021	A	HS Stu. Ala Carte	03	006	1513	0000	000000	100	578.35
075734	0008	02/26/2021	A	Jr. Hi Stu. Ala Carte	03	006	1513	0000	000000	200	210.95
075734	0013	02/26/2021	A	Eastern Stu. Ala Carte	03	006	1513	0000	000000	300	196.75
075734	0018	02/26/2021	A	Central Stu. Ala Carte	03	006	1513	0000	000000	400	147.15
075734	0023	02/26/2021	A	Western Stu. Ala Carte	03	006	1513	0000	000000	500	103.25

RCPT CODE SUB-TOTAL: 3,206.60

075691	0002	02/05/2021	A	HS Stu. Milk	03	006	1514	0000	000000	100	4.50
075691	0007	02/05/2021	A	Jr. Hi. Stu Milk	03	006	1514	0000	000000	200	2.50
075691	0012	02/05/2021	A	Eastern Stu. Milk	03	006	1514	0000	000000	300	1.00
075691	0017	02/05/2021	A	Central Stu. Milk	03	006	1514	0000	000000	400	0.00
075691	0022	02/05/2021	A	Western Stu. Milk	03	006	1514	0000	000000	500	0.50
075732	0002	02/12/2021	A	HS Stu. Milk	03	006	1514	0000	000000	100	6.50
075732	0007	02/12/2021	A	Jr. Hi. Stu Milk	03	006	1514	0000	000000	200	6.50
075732	0012	02/12/2021	A	Eastern Stu. Milk	03	006	1514	0000	000000	300	1.00
075732	0017	02/12/2021	A	Central Stu. Milk	03	006	1514	0000	000000	400	0.50
075732	0022	02/12/2021	A	Western Stu. Milk	03	006	1514	0000	000000	500	0.00
075733	0002	02/19/2021	A	HS Stu. Milk	03	006	1514	0000	000000	100	2.50
075733	0007	02/19/2021	A	Jr. Hi. Stu Milk	03	006	1514	0000	000000	200	1.00
075733	0012	02/19/2021	A	Eastern Stu. Milk	03	006	1514	0000	000000	300	1.00
075733	0017	02/19/2021	A	Central Stu. Milk	03	006	1514	0000	000000	400	0.50
075733	0022	02/19/2021	A	Western Stu. Milk	03	006	1514	0000	000000	500	0.00
075734	0002	02/26/2021	A	HS Stu. Milk	03	006	1514	0000	000000	100	12.00
075734	0007	02/26/2021	A	Jr. Hi. Stu Milk	03	006	1514	0000	000000	200	6.00
075734	0012	02/26/2021	A	Eastern Stu. Milk	03	006	1514	0000	000000	300	0.50
075734	0017	02/26/2021	A	Central Stu. Milk	03	006	1514	0000	000000	400	0.00
075734	0022	02/26/2021	A	Western Stu. Milk	03	006	1514	0000	000000	500	0.50

RCPT CODE SUB-TOTAL: 47.00

STATUS (STS) CODES:

A-RECEIPT B-REFUND OF RECEIPT V-VOID REFUND OF RECEIPT X-REDUCTION OF EXPENDITURE
 C-APPROPRIATION OR BUDGET MODIFICATIONS D-EXPENSE/SUPPLIES DISTRIBUTION F-FUND TO FUND TRANSFER

DATE: 03/02/2021
 TIME: 16:07

LEXINGTON LOCAL SCHOOLS
 TRANS. BY FUND/RCPT, ALL FUNDS
 DATES 02/01/2021 THRU 02/28/2021
 SORTED BY TRANSACTION DATE

PAGE: 6
 (RECLD)

TRANS NO	ITEM NO	TRANS DATE	STS	DESCRIPTION OR SOURCE	TI	FUND	RCPT	SPCC	SUBJ	QTY	TRANS AMOUNT
075691	0004	02/05/2021	A	HS Adult Ala Carte	03	006	1523	0000	000000	100	67.25
075691	0009	02/05/2021	A	Jr. Hi Adult Ala Carte	03	006	1523	0000	000000	200	28.00
075691	0014	02/05/2021	A	Eastern Adult Ala Carte	03	006	1523	0000	000000	300	12.75
075691	0019	02/05/2021	A	Central Adult Ala Carte	03	006	1523	0000	000000	400	17.00
075691	0024	02/05/2021	A	Western Adult Ala Carte	03	006	1523	0000	000000	500	1.50
075732	0004	02/12/2021	A	HS Adult Ala Carte	03	006	1523	0000	000000	100	78.95
075732	0009	02/12/2021	A	Jr. Hi Adult Ala Carte	03	006	1523	0000	000000	200	31.55
075732	0014	02/12/2021	A	Eastern Adult Ala Carte	03	006	1523	0000	000000	300	32.00
075732	0019	02/12/2021	A	Central Adult Ala Carte	03	006	1523	0000	000000	400	26.00
075732	0024	02/12/2021	A	Western Adult Ala Carte	03	006	1523	0000	000000	500	0.00
075733	0004	02/19/2021	A	HS Adult Ala Carte	03	006	1523	0000	000000	100	24.25
075733	0009	02/19/2021	A	Jr. Hi Adult Ala Carte	03	006	1523	0000	000000	200	4.25
075733	0014	02/19/2021	A	Eastern Adult Ala Carte	03	006	1523	0000	000000	300	5.75
075733	0019	02/19/2021	A	Central Adult Ala Carte	03	006	1523	0000	000000	400	8.50
075733	0024	02/19/2021	A	Western Adult Ala Carte	03	006	1523	0000	000000	500	0.00
075734	0004	02/26/2021	A	HS Adult Ala Carte	03	006	1523	0000	000000	100	69.25
075734	0009	02/26/2021	A	Jr. Hi Adult Ala Carte	03	006	1523	0000	000000	200	39.30
075734	0014	02/26/2021	A	Eastern Adult Ala Carte	03	006	1523	0000	000000	300	37.75
075734	0019	02/26/2021	A	Central Adult Ala Carte	03	006	1523	0000	000000	400	16.75
075734	0024	02/26/2021	A	Western Adult Ala Carte	03	006	1523	0000	000000	500	0.50
RCPT CODE SUB-TOTAL:											501.30
075683	0001	02/03/2021	A	Federal Reimb Lunch High	03	006	4120	0000	000000	100	8,216.10
075683	0002	02/03/2021	A	Federal Reimb Lunch Jr High	03	006	4120	0000	000000	200	8,001.30
075683	0003	02/03/2021	A	Federal Reimb Lunch Central	03	006	4120	0000	000000	400	7,893.90
075683	0004	02/03/2021	A	Federal Reimb Lunch East	03	006	4120	0000	000000	300	8,445.22
075683	0005	02/03/2021	A	Federal Reimb Lunch Western	03	006	4120	0000	000000	500	8,212.52
075683	0006	02/03/2021	A	Fed Reimb Breakfast - High	03	006	4120	0000	000000	100	4,337.55
075683	0007	02/03/2021	A	Federal Reimb Breakfast - Jr H	03	006	4120	0000	000000	200	5,053.36
075683	0008	02/03/2021	A	Federal Reimb Break - Central	03	006	4120	0000	000000	400	4,981.04
075683	0009	02/03/2021	A	Federal Reimb Break - East	03	006	4120	0000	000000	300	5,414.96
075683	0010	02/03/2021	A	Federal Reimb Break - Western	03	006	4120	0000	000000	500	5,220.60
RCPT CODE SUB-TOTAL:											65,776.55
FUND CODE SUB-TOTAL:											68,643.87
075738	0005	02/28/2021	A	Richland Bank Int - Minutemen	03	007	1410	9100	000000	000	118.25
RCPT CODE SUB-TOTAL:											118.25
075686	0001	02/04/2021	A	Martin Hall Donation	03	007	1820	9100	000000	000	2,989.08

STATUS (STS) CODES:

A-RECEIPT B-REFUND OF RECEIPT V-VOID REFUND OF RECEIPT X-REDUCTION OF EXPENDITURE
 C-APPROPRIATION OR BUDGET MODIFICATIONS D-EXPENSE/SUPPLIES DISTRIBUTION F-FUND TO FUND TRANSFER

DATE: 03/02/2021
 TIME: 16:07

LEXINGTON LOCAL SCHOOLS
 TRANS. BY FUND/RCPT, ALL FUNDS
 DATES 02/01/2021 THRU 02/28/2021
 SORTED BY TRANSACTION DATE

PAGE: 8
 (RECLD)

TRANS NO	ITEM NO	TRANS DATE	STS	DESCRIPTION OR SOURCE	TI	FUND	RCPT	SPCC	SUBJ	OPU	TRANS AMOUNT
075691	0001	02/05/2021	B	3RD GRADE FUNDRAISER-DONATION	03	018	1630	9500	000000	000	365.51-
075706	0002	02/11/2021	A	Western fees princ acct	03	018	1630	9500	000000	000	10.00
075725	0002	02/24/2021	A	Western fees princ acct	03	018	1630	9500	000000	000	10.00
RCPT CODE SUB-TOTAL:											345.51-
FUND CODE SUB-TOTAL:											345.51-
075721	0003	02/24/2021	A	PTD Recycling-Central	03	019	1890	9121	000000	000	21.80
RCPT CODE SUB-TOTAL:											21.80
FUND CODE SUB-TOTAL:											21.80
075721	0001	02/24/2021	A	PTD Recycling-Eastern	03	019	1890	9122	000000	000	21.79
RCPT CODE SUB-TOTAL:											21.79
FUND CODE SUB-TOTAL:											21.79
075705	0001	02/11/2021	A	Preschool tuition	03	019	1890	9123	000000	000	900.00
075717	0001	02/11/2021	A	Preschool tuition	03	019	1890	9123	000000	000	900.00-
075721	0002	02/24/2021	A	PTD Recycling-Western	03	019	1890	9123	000000	000	21.79
RCPT CODE SUB-TOTAL:											21.79
FUND CODE SUB-TOTAL:											21.79
075738	0002	02/28/2021	A	Richland Bank Int. 024	03	024	1410	0000	000000	000	18.93
RCPT CODE SUB-TOTAL:											18.93
075729	0001	02/19/2021	A	Employees' Premiums Feb	03	024	1872	0000	000000	000	63,750.99
075730	0001	02/19/2021	A	Board's Premiums Feb	03	024	1872	0000	000000	000	369,978.96
075739	0001	02/19/2021	A	Board's Premiums Feb	03	024	1872	0000	000000	000	2,769.92-
075722	0001	02/24/2021	A	Parker Feb Cobra	03	024	1872	0000	000000	000	2,155.95
RCPT CODE SUB-TOTAL:											433,115.98
FUND CODE SUB-TOTAL:											433,134.91

STATUS (STS) CODES:

A-RECEIPT B-REFUND OF RECEIPT V-VOID REFUND OF RECEIPT X-REDUCTION OF EXPENDITURE
 C-APPROPRIATION OR BUDGET MODIFICATIONS D-EXPENSE/SUPPLIES DISTRIBUTION F-FUND TO FUND TRANSFER

Date: 03/02/21
 Time: 4:08 pm

LEXINGTON LOCAL SCHOOLS
 Revenue Account Summary
 SORTED BY FUND-SCC/ACCT

Page: 1
 (REVSUM)

	FYTD Receivable	FYTD Actual Receipts	MTD Actual Receipts	YTD Actual Receipts	FYTD Balance Receivable	FYTD Percent Received
*****TOTAL FOR FUND-SCC 001 0000 (GENERAL FUND):	24,492,649.00	13,833,881.52	1,067,127.28	1,993,836.90	10,658,767.48	56.48
*****TOTAL FOR FUND-SCC 002 0000 (BOND RETIREMENT FUND):	3,169,000.00	1,411,351.80	0.00	0.00	1,757,648.20	44.54
*****TOTAL FOR FUND-SCC 003 0000 (PERMANENT IMPROVEMENT FUND):	724,334.00	330,501.61	0.00	0.00	393,832.39	45.63
*****TOTAL FOR FUND-SCC 004 0000 (LFI BUILDING FUND):	100,000.00	97,676.51	2,229.94	5,109.25	2,323.49	97.68
*****TOTAL FOR FUND-SCC 006 0000 (FOOD SERVICE FUND):	715,727.00	310,698.47	68,643.87	71,617.60	405,028.53	43.41
*****TOTAL FOR FUND-SCC 007 9100 (LEXINGTON MINUTEMEN ACADEMIC SCHOLARSHIP FUND):	11,000.00	8,956.47	3,107.33	3,140.40	2,043.53	81.42
*****TOTAL FOR FUND-SCC 007 9800 (TERRY McCAMMON SCHOLARSHIP FUND):	295.00	5,223.59	17.37	5,022.25	4,928.59-	0.00
*****TOTAL FOR FUND-SCC 010 0000 (CLASSROOM FACILITIES CONSTRUCTION FUND):	400,000.00	400,160.94	9,484.01	21,557.45	160.94-	100.04
*****TOTAL FOR FUND-SCC 018 9100 (HIGH SCHOOL PRINCIPAL'S FUND):	9,900.00	2,451.22	121.78	259.58	7,448.78	24.76
*****TOTAL FOR FUND-SCC 018 9101 (HIGH SCHOOL FLOWER FUND):	150.00	0.00	0.00	0.00	150.00	0.00

*** NOTE!! ONLY ACTIVE ACCOUNTS HAVE BEEN SELECTED, TOTALS MAY EXCLUDE AMOUNTS THAT ARE RELATED TO INACTIVE ACCOUNTS. ***

LEXINGTON LOCAL SCHOOLS
 Revenue Account Summary
 SORTED BY FUND-SCC/ACCT

	FYTD Receivable	FYTD Actual Receipts	NTD Actual Receipts	YTD Actual Receipts	FYTD Balance Receivable	FYTD Percent Received
*****TOTAL FOR FUND-SCC 018 9200 (JUNIOR HIGH PRINCIPAL'S FUND):	5,100.00	5.00	0.00	0.00	5,095.00	0.10
*****TOTAL FOR FUND-SCC 018 9300 (EASTERN PRINCIPAL'S FUND):	2,500.00	1,000.01	0.00	0.00	1,499.99	40.00
*****TOTAL FOR FUND-SCC 018 9301 (EASTERN ELEMENTARY BOOKFAIR/BOXTOPS FUND):	4,500.00	0.00	0.00	0.00	6,500.00	0.00
*****TOTAL FOR FUND-SCC 018 9303 (EASTERN RUN CLUB):	1,250.00	790.00	0.00	0.00	460.00	63.20
*****TOTAL FOR FUND-SCC 018 9400 (CENTRAL PRINCIPAL'S FUND):	4,600.00	1,023.70	2.00	38.00	3,576.30	22.25
*****TOTAL FOR FUND-SCC 018 9401 (CENTRAL ELEMENTARY BOOKFAIR FUND):	4,000.00	303.30	45.00	256.30	3,696.70	7.58
*****TOTAL FOR FUND-SCC 018 9500 (WESTERN PRINCIPAL'S FUND):	6,000.00	2,372.17	345.51-	172.00	3,627.83	39.54
*****TOTAL FOR FUND-SCC 018 9501 (WESTERN ELEMENTARY BOOKFAIR/BOXTOPS FUND):	5,000.00	1,388.40	0.00	248.40	3,611.60	27.77
*****TOTAL FOR FUND-SCC 019 9121 (CENTRAL ELEMENTARY PTO GRANTS):	1,100.00	1,058.52	21.80	26.09	41.48	96.23
*****TOTAL FOR FUND-SCC 019 9122 (EASTERN ELEMENTARY PTO GRANTS):	1,100.00	1,058.48	21.79	26.07	41.52	96.23

*** NOTE!! ONLY ACTIVE ACCOUNTS HAVE BEEN SELECTED, TOTALS MAY EXCLUDE AMOUNTS THAT ARE RELATED TO INACTIVE ACCOUNTS. ***

Date: 03/02/21
 Time: 4:08 pm

LEXINGTON LOCAL SCHOOLS
 Revenue Account Summary
 SORTED BY FUND-SCC/ACCT

Page: 3
 (REVSUM)

	FYTD Receivable	FYTD Actual Receipts	MTD Actual Receipts	YTD Actual Receipts	FYTD Balance Receivable	FYTD Percent Received
*****TOTAL FOR FUND-SCC 019 9123 (WESTERN ELEMENTARY PTO GRANTS):	1,100.00	1,058.48	21.79	26.07	41.52	96.23
*****TOTAL FOR FUND-SCC 019 9222 (RICH CO FOUND-DNE BIG HAPPY FAMILY):	688.74	688.74	0.00	0.00	0.00	100.00
*****TOTAL FOR FUND-SCC 019 9223 (RICH CO FOUND-MAKER MAVEN STEM):	1,250.00	1,250.00	0.00	0.00	0.00	100.00
*****TOTAL FOR FUND-SCC 019 9224 (RICH CO FOUND-STEM SNAP CIRCUITS):	1,478.21	1,478.21	0.00	0.00	0.00	100.00
*****TOTAL FOR FUND-SCC 022 9601 (OHSAA TOURNAMENT AGENCY FUND):	19,628.00	7,585.00	0.00	0.00	12,043.00	38.64
*****TOTAL FOR FUND-SCC 024 0000 (EMPLOYEE BENEFITS FUND FOR MEDICAL/DENTAL):	4,975,263.00	3,561,740.17	433,134.91	873,173.58	1,413,522.83	71.59
*****TOTAL FOR FUND-SCC 034 0000 (OFCC PROJECT MAINTENANCE FUND):	184,000.00	82,055.41	0.00	0.00	101,944.59	44.60
*****TOTAL FOR FUND-SCC 200 9101 (HIGH SCHOOL ART CLUB):	279.00	0.00	0.00	0.00	279.00	0.00
*****TOTAL FOR FUND-SCC 200 9102 (HIGH SCHOOL DRAMA CLUB):	11,500.00	104.00-	0.00	0.00	11,604.00	0.90-
*****TOTAL FOR FUND-SCC 200 9105 (HIGH SCHOOL FRENCH CLUB):	45.00	30.00	0.00	0.00	15.00	66.67

*** NOTE!! ONLY ACTIVE ACCOUNTS HAVE BEEN SELECTED, TOTALS MAY EXCLUDE AMOUNTS THAT ARE RELATED TO INACTIVE ACCOUNTS. ***

	FYTD Receivable	FYTD Actual Receipts	MTD Actual Receipts	YTD Actual Receipts	FYTD Balance Receivable	FYTD Percent Received
*****TOTAL FOR FUND-SCC 200 9107 (HIGH SCHOOL SPANISH CLUB):	150.00	0.00	0.00	0.00	150.00	0.00
*****TOTAL FOR FUND-SCC 200 9108 (HIGH SCHOOL LED CLUB):	600.00	0.00	0.00	0.00	600.00	0.00
*****TOTAL FOR FUND-SCC 200 9114 (HIGH SCHOOL STUDENT COUNCIL FUND):	2,500.00	0.00	0.00	0.00	2,500.00	0.00
*****TOTAL FOR FUND-SCC 200 9115 (HIGH SCHOOL KEY CLUB):	3,000.00	500.25	0.00	0.00	2,499.75	16.68
*****TOTAL FOR FUND-SCC 200 9119 (HIGH SCHOOL YEARBOOK FUND):	16,500.00	10,964.00	160.00	1,264.00	5,536.00	66.45
*****TOTAL FOR FUND-SCC 200 9121 (HIGH SCHOOL NATIONAL HONOR SOCIETY):	2,500.00	1,667.50	0.00	923.50	832.50	66.70
*****TOTAL FOR FUND-SCC 200 9201 (JUNIOR HIGH ART CLUB):	75.00	178.15	0.00	0.00	103.15	237.53
*****TOTAL FOR FUND-SCC 200 9204 (JUNIOR HIGH STUDENT COUNCIL FUND):	1,317.00	0.00	0.00	0.00	1,317.00	0.00
*****TOTAL FOR FUND-SCC 200 9301 (EASTERN ELEMENTARY STUDENT ACTIVITY FUND):	1,500.00	0.00	0.00	0.00	1,500.00	0.00
*****TOTAL FOR FUND-SCC 200 9302 (EASTERN ELEMENTARY ROBOTICS FUND):	850.00	0.00	0.00	0.00	850.00	0.00

*** NOTE!! ONLY ACTIVE ACCOUNTS HAVE BEEN SELECTED, TOTALS MAY EXCLUDE AMOUNTS THAT ARE RELATED TO INACTIVE ACCOUNTS. ***

LEXINGTON LOCAL SCHOOLS
 Revenue Account Summary
 SORTED BY FUND-SCC/ACCT

	FYTD Receivable	FYTD Actual Receipts	MTD Actual Receipts	YTD Actual Receipts	FYTD Balance Receivable	FYTD Percent Received
*****TOTAL FOR FUND-SCC 200 9612 (JUNIOR HIGH INFORMED TEENS FUND):	1,000.00	16.62	0.00	0.00	983.38	1.66
*****TOTAL FOR FUND-SCC 300 9116 (CHOIR):	300.00	0.00	0.00	0.00	300.00	0.00
*****TOTAL FOR FUND-SCC 300 9206 (JUNIOR HIGH PHYS ED DEPARTMENT FUND):	2,800.00	150.00	0.00	0.00	2,650.00	5.36
*****TOTAL FOR FUND-SCC 300 9600 (ATHLETIC FUND):	196,500.00	96,556.81	3,661.00	23,273.00	99,943.19	49.14
*****TOTAL FOR FUND-SCC 300 9601 (ATHLETIC CAPITAL FUND):	25,000.00	0.00	0.00	0.00	25,000.00	0.00
*****TOTAL FOR FUND-SCC 451 9021 (Network Connectivity FY 2021):	9,000.00	4,500.00	0.00	0.00	4,500.00	50.00
*****TOTAL FOR FUND-SCC 467 0000 (STUDENT WELLNESS AND SUCCESS FUND):	313,072.28	410,490.45	289,826.45	289,826.45	97,418.17-	131.12
*****TOTAL FOR FUND-SCC 499 9021 (SCHOOL SAFETY GRANT FY21):	10,500.00	12,100.92	12,100.92	12,100.92	1,600.92-	115.25
*****TOTAL FOR FUND-SCC 499 9121 (SCHOOL BUS PURCHASE PROGRAM):	42,925.71	42,925.71	0.00	0.00	0.00	100.00
*****TOTAL FOR FUND-SCC 507 9021 (ESSER FUNDING FY21):	237,635.18	234,267.13	0.00	12,349.54	3,368.05	98.58

*** NOTE!! ONLY ACTIVE ACCOUNTS HAVE BEEN SELECTED, TOTALS MAY EXCLUDE AMOUNTS THAT ARE RELATED TO INACTIVE ACCOUNTS. ***

Date: 03/02/21
Time: 4:08 pm

LEXINGTON LOCAL SCHOOLS
Revenue Account Summary
SORTED BY FUND-SCC/ACCT

Page: 6
(REVSUM)

	FYTD Receivable	FYTD Actual Receipts	MTD Actual Receipts	YTD Actual Receipts	FYTD Balance Receivable	FYTD Percent Received
*****TOTAL FOR FUND-SCC 510 9021 (CRF FUNDING FY21):	118,824.75	118,824.75	0.00	92,861.61	0.00	100.00
*****TOTAL FOR FUND-SCC 516 9020 (IDEA-B SPECIAL EDUCATION FY20):	34,158.24	34,158.24	0.00	0.00	0.00	100.00
*****TOTAL FOR FUND-SCC 516 9021 (IDEA-B SPECIAL EDUCATION FY21):	586,242.19	214,127.84	0.00	82,193.88	372,114.35	36.53
*****TOTAL FOR FUND-SCC 572 9020 (TITLE I FY20):	37,225.31	34,683.37	0.00	0.00	2,541.94	93.17
*****TOTAL FOR FUND-SCC 572 9021 (TITLE I FY21):	266,587.05	121,827.40	0.00	45,152.98	144,759.65	45.70
*****TOTAL FOR FUND-SCC 572 9921 (EDEC):	5,695.32	0.00	0.00	0.00	5,695.32	0.00
*****TOTAL FOR FUND-SCC 587 9020 (EARLY CHILDHOOD SPECIAL EDUCATION IDEA FY20):	3,304.44	3,304.44	0.00	0.00	0.00	100.00
*****TOTAL FOR FUND-SCC 587 9021 (EARLY CHILDHOOD SPECIAL EDUCATION IDEA FY21):	15,153.47	6,922.44	1,435.99	3,795.43	8,231.03	45.68
*****TOTAL FOR FUND-SCC 590 9021 (TITLE II-A IMPROVING TEACHER QUALITY FY21):	52,936.51	39,702.38	0.00	16,795.91	13,234.13	75.00
*****TOTAL FOR FUND-SCC 599 9021 (TITLE IV FY21):	30,374.82	21,379.95	0.00	1,345.00	8,994.87	70.39

*** NOTE!! ONLY ACTIVE ACCOUNTS HAVE BEEN SELECTED, TOTALS MAY EXCLUDE AMOUNTS THAT ARE RELATED TO INACTIVE ACCOUNTS. ***

28

Date: 03/02/21
Time: 4:08 pm

LEXINGTON LOCAL SCHOOLS
Revenue Account Summary
SORTED BY FUND-SCC/ACCT

Page: 7
(REVSUM)

	FYTD Receivable	FYTD Actual Receipts	MTD Actual Receipts	YTD Actual Receipts	FYTD Balance Receivable	FYTD Percent Received
*****TOTAL FOR FUND-SCC 599 9921 (RICHLAND COUNTY MOBILE HOT SPOT GRANT):	20,800.00	20,800.00	0.00	0.00	0.00	100.00
=====						
*****GRAND TOTALS:	36,894,464.22	21,495,732.07	1,991,019.72	3,556,392.16	15,398,732.15	58.26
=====						

*** NOTE!! ONLY ACTIVE ACCOUNTS HAVE BEEN SELECTED, TOTALS MAY EXCLUDE AMOUNTS THAT ARE RELATED TO INACTIVE ACCOUNTS. ***

Date: 03/02/21
 Time: 4:09 pm

LEXINGTON LOCAL SCHOOLS
 Appropriation Account Summary
 SORTED BY FUND-SCC/ACCT

Page: 1
 (APPSUN)

FYTD Appropriated	Prior FY Carryover Encumbrances	FYTD Expendable	FYTD Actual Expenditures	MTD Actual Expenditures	Current + Future Encumbrances	FYTD Remaining Balance	FYTD Percent Exp/Enc
*****TOTAL FOR FUND-SCC 001 0000 (GENERAL FUND):							
26,167,897.00	269,184.22	26,437,081.22	16,397,237.87	1,988,268.52	1,085,888.08	8,953,955.27	66.13
*****TOTAL FOR FUND-SCC 002 0000 (BOND RETIREMENT FUND):							
5,017,331.26	0.00	5,017,331.26	4,008,017.18	0.00	965,853.13	43,460.95	99.13
*****TOTAL FOR FUND-SCC 003 0000 (PERMANENT IMPROVEMENT FUND):							
725,000.00	28,616.47	753,616.47	393,377.10	0.00	56,100.38	304,138.99	59.64
*****TOTAL FOR FUND-SCC 004 0000 (LFI BUILDING FUND):							
10,092,430.78	881,259.00	10,973,689.78	1,255,790.01	201,861.48	1,767,960.90	7,949,938.87	27.55
*****TOTAL FOR FUND-SCC 006 0000 (FOOD SERVICE FUND):							
718,008.01	1,444.00	719,452.01	504,128.54	66,697.65	52,345.52	162,977.95	77.35
*****TOTAL FOR FUND-SCC 007 9100 (LEXINGTON MINUTEMEN ACADEMIC SCHOLARSHIP FUND):							
15,500.00	3,000.00	18,500.00	13,500.00	2,500.00	4,500.00	500.00	97.30
*****TOTAL FOR FUND-SCC 010 0000 (CLASSROOM FACILITIES CONSTRUCTION FUND):							
42,866,140.46	2,009,659.15	44,875,799.61	3,546,561.44	249,450.00	1,036,595.95	40,292,642.22	10.21
*****TOTAL FOR FUND-SCC 018 9100 (HIGH SCHOOL PRINCIPAL'S FUND):							
10,604.30	0.00	10,604.30	1,531.66	642.09	7,936.60	1,136.04	89.29
*****TOTAL FOR FUND-SCC 018 9101 (HIGH SCHOOL FLOWER FUND):							
209.00	0.00	209.00	0.00	0.00	65.00	144.00	31.10
*****TOTAL FOR FUND-SCC 018 9200 (JUNIOR HIGH PRINCIPAL'S FUND):							
5,412.67	5,880.00	11,292.67	175.00	0.00	5,880.00	5,237.67	53.62

*** NOTE!! ONLY ACTIVE ACCOUNTS HAVE BEEN SELECTED, TOTALS MAY EXCLUDE AMOUNTS THAT ARE RELATED TO INACTIVE ACCOUNTS. ***

LEXINGTON LOCAL SCHOOLS
 Appropriation Account Summary
 SORTED BY FUND-SCC/ACCT

FYTD Appropriated	Prior FY Carryover Encumbrances	FYTD Expendable	FYTD Actual Expenditures	MTD Actual Expenditures	Current + Future Encumbrances	FYTD Remaining Balance	FYTD Percent Exp/Enc
*****TOTAL FOR FUND-SCC 018 9300 (EASTERN PRINCIPAL'S FUND):							
3,401.48	426.40	3,827.88	1,368.20	0.00	373.00	2,086.68	45.49
*****TOTAL FOR FUND-SCC 018 9301 (EASTERN ELEMENTARY BOOKFAIR/BOXTOPS FUND):							
10,397.27	0.00	10,397.27	310.02	310.02	0.00	10,087.25	2.98
*****TOTAL FOR FUND-SCC 018 9302 (EASTERN ELEMENTARY MATH):							
1,036.52	0.00	1,036.52	0.00	0.00	0.00	1,036.52	0.00
*****TOTAL FOR FUND-SCC 018 9303 (EASTERN RUN CLUB):							
1,771.83	0.00	1,771.83	815.10	0.00	384.90	571.83	67.73
*****TOTAL FOR FUND-SCC 018 9400 (CENTRAL PRINCIPAL'S FUND):							
7,500.00	1,282.91	8,782.91	2,055.45	410.46	1,050.28	5,677.18	35.36
*****TOTAL FOR FUND-SCC 018 9401 (CENTRAL ELEMENTARY BOOKFAIR FUND):							
6,500.00	56.72	6,556.72	424.98	183.53	205.15	5,926.59	9.61
*****TOTAL FOR FUND-SCC 018 9402 (CENTRAL ELEMENTARY ART):							
1,500.00	0.00	1,500.00	0.00	0.00	0.00	1,500.00	0.00
*****TOTAL FOR FUND-SCC 018 9500 (WESTERN PRINCIPAL'S FUND):							
9,500.00	201.50	9,701.50	434.39	257.41	281.20	8,985.91	7.38
*****TOTAL FOR FUND-SCC 018 9501 (WESTERN ELEMENTARY BOOKFAIR/BOXTOPS FUND):							
6,500.00	0.00	6,500.00	0.00	0.00	0.00	6,500.00	0.00
*****TOTAL FOR FUND-SCC 018 9503 (WESTERN ELEMENTARY ART):							
1,986.42	0.00	1,986.42	0.00	0.00	0.00	1,986.42	0.00

*** NOTE!! ONLY ACTIVE ACCOUNTS HAVE BEEN SELECTED, TOTALS MAY EXCLUDE AMOUNTS THAT ARE RELATED TO INACTIVE ACCOUNTS. ***

Date: 03/02/21
 Time: 4:09 pm

LEXINGTON LOCAL SCHOOLS
 Appropriation Account Summary
 SORTED BY FUND-SCC/ACCT

Page: 3
 (APPSUN)

FYTD Appropriated	Prior FY Carryover Encumbrances	FYTD Expendable	FYTD Actual Expenditures	MTD Actual Expenditures	Current + Future Encumbrances	FYTD Remaining Balance	FYTD Percent Exp/Enc
*****TOTAL FOR FUND-SCC 018 9901 (JUNIOR HIGH TEACHER ADVISORY FUND):							
109.25	0.00	109.25	0.00	0.00	0.00	109.25	0.00
*****TOTAL FOR FUND-SCC 019 9001 (ACADEMIC BOOSTERS GRANTS):							
769.07	0.00	769.07	0.00	0.00	0.00	769.07	0.00
*****TOTAL FOR FUND-SCC 019 9121 (CENTRAL ELEMENTARY PTO GRANTS):							
2,306.26	443.64	2,749.90	498.89	0.00	750.00	1,501.01	45.42
*****TOTAL FOR FUND-SCC 019 9122 (EASTERN ELEMENTARY PTO GRANTS):							
2,401.33	0.00	2,401.33	0.00	0.00	0.00	2,401.33	0.00
*****TOTAL FOR FUND-SCC 019 9123 (WESTERN ELEMENTARY PTO GRANTS):							
3,139.13	0.00	3,139.13	0.00	0.00	0.00	3,139.13	0.00
*****TOTAL FOR FUND-SCC 019 9200 (RICHLAND COUNTY FOUNDATION GRANT PLAYGROUND):							
200.00	0.00	200.00	0.00	0.00	0.00	200.00	0.00
*****TOTAL FOR FUND-SCC 019 9218 (RICH CO FOUND-WRITE STUFF STEAM KIT):							
52.93	0.00	52.93	0.00	0.00	0.00	52.93	0.00
*****TOTAL FOR FUND-SCC 019 9221 (RICH CO FOUND-SCIENCE DISCOVERY BINS):							
0.95	0.00	0.95	0.00	0.00	0.00	0.95	0.00
*****TOTAL FOR FUND-SCC 019 9222 (RICH CO FOUND-ONE BIG HAPPY FAMILY):							
688.74	0.00	688.74	686.33	686.33	0.00	2.41	99.65
*****TOTAL FOR FUND-SCC 019 9223 (RICH CO FOUND-MAKER MAVEN STEM):							
1,250.00	0.00	1,250.00	1,250.00	0.00	0.00	0.00	100.00

*** NOTE!! ONLY ACTIVE ACCOUNTS HAVE BEEN SELECTED, TOTALS MAY EXCLUDE AMOUNTS THAT ARE RELATED TO INACTIVE ACCOUNTS. ***

LEXINGTON LOCAL SCHOOLS
 Appropriation Account Summary
 SORTED BY FUND-SCC/ACCT

FYTD Appropriated	Prior FY Carryover Encumbrances	FYTD Expendable	FYTD Actual Expenditures	MTD Actual Expenditures	Current + Future Encumbrances	FYTD Remaining Balance	FYTD Percent Exp/Enc
*****TOTAL FOR FUND-SCC 019 9224 (RICH CO FOUND-STEM SNAP CIRCUITS):							
1,478.21	0.00	1,478.21	1,411.85	0.00	0.00	66.36	95.51
*****TOTAL FOR FUND-SCC 019 9301 (RICH CO FOUND/SECO ROBOTICS GRANT (HEIMANN)):							
31.72	0.00	31.72	0.00	0.00	0.00	31.72	0.00
*****TOTAL FOR FUND-SCC 019 9302 (RICH CO RETIRED TEACHERS ASSOC):							
150.00	0.00	150.00	0.00	0.00	0.00	150.00	0.00
*****TOTAL FOR FUND-SCC 022 9601 (OHSAA TOURNAMENT AGENCY FUND):							
19,628.00	0.00	19,628.00	2,355.72	0.00	15,500.00	1,772.28	90.97
*****TOTAL FOR FUND-SCC 024 0000 (EMPLOYEE BENEFITS FUND FOR MEDICAL/DENTAL):							
5,096,545.00	0.00	5,096,545.00	3,751,109.72	433,281.23	442,294.20	903,141.08	82.28
*****TOTAL FOR FUND-SCC 034 0000 (OFCC PROJECT MAINTENANCE FUND):							
5,000.00	0.00	5,000.00	1,310.36	0.00	0.00	3,689.64	26.21
*****TOTAL FOR FUND-SCC 200 9101 (HIGH SCHOOL ART CLUB):							
651.46	0.00	651.46	0.00	0.00	0.00	651.46	0.00
*****TOTAL FOR FUND-SCC 200 9102 (HIGH SCHOOL DRAMA CLUB):							
20,000.00	4,599.04	24,599.04	0.00	0.00	0.00	24,599.04	0.00
*****TOTAL FOR FUND-SCC 200 9103 (HIGH SCHOOL MATH CLUB):							
52.70	0.00	52.70	0.00	0.00	0.00	52.70	0.00
*****TOTAL FOR FUND-SCC 200 9104 (HIGH SCHOOL LEADERSHIP COUNCIL):							
697.11	0.00	697.11	0.00	0.00	0.00	697.11	0.00

*** NOTE!! ONLY ACTIVE ACCOUNTS HAVE BEEN SELECTED, TOTALS MAY EXCLUDE AMOUNTS THAT ARE RELATED TO INACTIVE ACCOUNTS. ***

Date: 03/02/21
 Time: 4:09 pm

LEXINGTON LOCAL SCHOOLS
 Appropriation Account Summary
 SORTED BY FUND-SCC/ACCT

FYTD Appropriated	Prior FY Carryover Encumbrances	FYTD Expendable	FYTD Actual Expenditures	MTD Actual Expenditures	Current + Future Encumbrances	FYTD Remaining Balance	FYTD Percent Exp/Enc
*****TOTAL FOR FUND-SCC 200 9105 (HIGH SCHOOL FRENCH CLUB):							
379.75	0.00	379.75	0.00	0.00	0.00	379.75	0.00
*****TOTAL FOR FUND-SCC 200 9107 (HIGH SCHOOL SPANISH CLUB):							
718.50	0.00	718.50	0.00	0.00	0.00	718.50	0.00
*****TOTAL FOR FUND-SCC 200 9108 (HIGH SCHOOL LED CLUB):							
1,000.00	518.13	1,518.13	0.00	0.00	0.00	1,518.13	0.00
*****TOTAL FOR FUND-SCC 200 9114 (HIGH SCHOOL STUDENT COUNCIL FUND):							
2,500.00	0.00	2,500.00	0.00	0.00	500.00	2,000.00	20.00
*****TOTAL FOR FUND-SCC 200 9115 (HIGH SCHOOL KEY CLUB):							
1,000.00	0.00	1,000.00	490.00	0.00	0.00	510.00	49.00
*****TOTAL FOR FUND-SCC 200 9116 (HIGH SCHOOL CHESS CLUB):							
321.00	0.00	321.00	0.00	0.00	0.00	321.00	0.00
*****TOTAL FOR FUND-SCC 200 9119 (HIGH SCHOOL YEARBOOK FUND):							
20,000.00	4,831.20	24,831.20	1,167.74	0.00	3,663.46	20,000.00	19.46
*****TOTAL FOR FUND-SCC 200 9120 (HIGH SCHOOL JOURNALISM FUND):							
250.00	0.00	250.00	0.00	0.00	0.00	250.00	0.00
*****TOTAL FOR FUND-SCC 200 9121 (HIGH SCHOOL NATIONAL HONOR SOCIETY):							
1,500.00	0.00	1,500.00	964.05	0.00	220.95	315.00	79.00
*****TOTAL FOR FUND-SCC 200 9201 (JUNIOR HIGH ART CLUB):							
616.33	0.00	616.33	0.00	0.00	0.00	616.33	0.00

*** NOTE!! ONLY ACTIVE ACCOUNTS HAVE BEEN SELECTED, TOTALS MAY EXCLUDE AMOUNTS THAT ARE RELATED TO INACTIVE ACCOUNTS. ***

Date: 03/02/21
 Time: 4:09 pm

LEXINGTON LOCAL SCHOOLS
 Appropriation Account Summary
 SORTED BY FUND-SCC/ACCT

Page: 6
 (APPSUM)

FYTD Appropriated	Prior FY Carryover Encumbrances	FYTD Expendable	FYTD Actual Expenditures	MTD Actual Expenditures	Current + Future Encumbrances	FYTD Remaining Balance	FYTD Percent Exp/Enc
*****TOTAL FOR FUND-SCC 200 9204 (JUNIOR HIGH STUDENT COUNCIL FUND):							
1,500.00	0.00	1,500.00	0.00	0.00	0.00	1,500.00	0.00
*****TOTAL FOR FUND-SCC 200 9205 (JUNIOR HIGH LIBRARY CLUB):							
77.65	0.00	77.65	0.00	0.00	0.00	77.65	0.00
*****TOTAL FOR FUND-SCC 200 9301 (EASTERN ELEMENTARY STUDENT ACTIVITY FUND):							
2,000.00	0.00	2,000.00	115.30	0.00	1,099.63	785.07	60.75
*****TOTAL FOR FUND-SCC 200 9302 (EASTERN ELEMENTARY ROBOTICS FUND):							
1,425.16	0.00	1,425.16	0.00	0.00	0.00	1,425.16	0.00
*****TOTAL FOR FUND-SCC 200 9611 (HIGH SCHOOL INFORMED TEENS FUND):							
903.63	0.00	903.63	0.00	0.00	0.00	903.63	0.00
*****TOTAL FOR FUND-SCC 200 9612 (JUNIOR HIGH INFORMED TEENS FUND):							
1,544.18	0.00	1,544.18	0.00	0.00	0.00	1,544.18	0.00
*****TOTAL FOR FUND-SCC 300 9115 (JAZZ BAND):							
1,000.00	0.00	1,000.00	0.00	0.00	0.00	1,000.00	0.00
*****TOTAL FOR FUND-SCC 300 9116 (CHOIR):							
1,584.95	0.00	1,584.95	0.00	0.00	0.00	1,584.95	0.00
*****TOTAL FOR FUND-SCC 300 9206 (JUNIOR HIGH PHYS ED DEPARTMENT FUND):							
3,000.00	0.00	3,000.00	202.92	0.00	1,136.08	1,661.00	44.63
*****TOTAL FOR FUND-SCC 300 9210 (JR HIGH INSTRUMENTAL):							
41.03	0.00	41.03	0.00	0.00	0.00	41.03	0.00

*** NOTE!! ONLY ACTIVE ACCOUNTS HAVE BEEN SELECTED, TOTALS MAY EXCLUDE AMOUNTS THAT ARE RELATED TO INACTIVE ACCOUNTS. ***

LEXINGTON LOCAL SCHOOLS
 Appropriation Account Summary
 SORTED BY FUND-SCC/ACCT

FYTD Appropriated	Prior FY Carryover Encumbrances	FYTD Expendable	FYTD Actual Expenditures	MTD Actual Expenditures	Current + Future Encumbrances	FYTD Remaining Balance	FYTD Percent Exp/Enc
*****TOTAL FOR FUND-SCC 300 9600 (ATHLETIC FUND):							
198,700.00	2,209.18	200,909.18	104,700.65	4,742.40	54,525.97	41,682.56	79.25
*****TOTAL FOR FUND-SCC 300 9601 (ATHLETIC CAPITAL FUND):							
45,000.00	0.00	45,000.00	0.00	0.00	0.00	45,000.00	0.00
*****TOTAL FOR FUND-SCC 300 9602 (ORCHESTRA):							
63.22	0.00	63.22	0.00	0.00	0.00	63.22	0.00
*****TOTAL FOR FUND-SCC 300 9603 (ELEMENTARY MUSIC):							
1,572.09	0.00	1,572.09	0.00	0.00	0.00	1,572.09	0.00
*****TOTAL FOR FUND-SCC 300 9605 (BAND):							
232.95	0.00	232.95	0.00	0.00	0.00	232.95	0.00
*****TOTAL FOR FUND-SCC 451 9021 (Network Connectivity FY 2021):							
9,000.00	0.00	9,000.00	9,000.00	0.00	0.00	0.00	100.00
*****TOTAL FOR FUND-SCC 467 0000 (STUDENT WELLNESS AND SUCCESS FUND):							
313,958.80	19,964.28	333,923.08	226,124.86	33,398.41	25,119.32	82,678.90	75.24
*****TOTAL FOR FUND-SCC 499 9021 (SCHOOL SAFETY GRANT FY21):							
10,500.00	0.00	10,500.00	0.00	0.00	0.00	10,500.00	0.00
*****TOTAL FOR FUND-SCC 499 9121 (SCHOOL BUS PURCHASE PROGRAM):							
42,925.71	0.00	42,925.71	42,925.71	0.00	0.00	0.00	100.00
*****TOTAL FOR FUND-SCC 507 9021 (ESSER FUNDING FY21):							
23,763.52	0.00	23,763.52	20,395.47	0.00	3,368.05	0.00	100.00

*** NOTE!! ONLY ACTIVE ACCOUNTS HAVE BEEN SELECTED, TOTALS MAY EXCLUDE AMOUNTS THAT ARE RELATED TO INACTIVE ACCOUNTS. ***

LEXINGTON LOCAL SCHOOLS
 Appropriation Account Summary
 SORTED BY FUND-SCC/ACCT

FYTD Appropriated	Prior FY Carryover Encumbrances	FYTD Expendable	FYTD Actual Expenditures	MTD Actual Expenditures	Current + Future Encumbrances	FYTD Remaining Balance	FYTD Percent Exp/Enc
*****TOTAL FOR FUND-SCC 510 9021 (CRF FUNDING FY21):							
118,824.75	0.00	118,824.75	118,824.75	0.00	0.00	0.00	100.00
*****TOTAL FOR FUND-SCC 516 9020 (IDEA-B SPECIAL EDUCATION FY20):							
7,325.13	14,133.53	21,458.66	7,325.13	0.00	0.00	14,133.53	34.14
*****TOTAL FOR FUND-SCC 516 9021 (IDEA-B SPECIAL EDUCATION FY21):							
572,108.66	0.00	572,108.66	267,657.28	48,140.38	175,349.97	129,101.41	77.43
*****TOTAL FOR FUND-SCC 572 9020 (TITLE I FY20):							
9,249.35	1,187.16	10,436.51	10,436.51	0.00	0.00	0.00	100.00
*****TOTAL FOR FUND-SCC 572 9021 (TITLE I FY21):							
269,128.97	0.00	269,128.97	167,519.31	43,279.73	9,736.93	91,872.75	65.86
*****TOTAL FOR FUND-SCC 572 9921 (EDEC):							
5,695.32	0.00	5,695.32	0.00	0.00	0.00	5,695.32	0.00
*****TOTAL FOR FUND-SCC 587 9020 (EARLY CHILDHOOD SPECIAL EDUCATION IDEA FY20):							
0.00	60.00	60.00	0.00	0.00	0.00	60.00	0.00
*****TOTAL FOR FUND-SCC 587 9021 (EARLY CHILDHOOD SPECIAL EDUCATION IDEA FY21):							
15,093.47	0.00	15,093.47	9,274.22	2,011.71	4,201.03	1,618.22	89.28
*****TOTAL FOR FUND-SCC 590 9021 (TITLE II-A IMPROVING TEACHER QUALITY FY21):							
52,936.51	0.00	52,936.51	49,104.84	8,183.85	0.00	3,831.67	92.76
*****TOTAL FOR FUND-SCC 599 9020 (TITLE IV FY20):							
600.00	600.00	0.00	0.00	0.00	0.00	0.00	0.00

*** NOTE!! ONLY ACTIVE ACCOUNTS HAVE BEEN SELECTED, TOTALS MAY EXCLUDE AMOUNTS THAT ARE RELATED TO INACTIVE ACCOUNTS. ***

Date: 03/02/21
 Time: 4:09 pm

LEXINGTON LOCAL SCHOOLS
 Appropriation Account Summary
 SORTED BY FUND-SCC/ACCT

Page: 9
 (APPSUM)

FYTD Appropriated	Prior FY Carryover Encumbrances	FYTD Expendable	FYTD Actual Expenditures	MTD Actual Expenditures	Current + Future Encumbrances	FYTD Remaining Balance	FYTD Percent Exp/Enc
*****TOTAL FOR FUND-SCC 599 9021 (TITLE IV FY21):							
30,374.82	0.00	30,374.82	21,379.95	0.00	0.00	8,994.87	70.39
*****TOTAL FOR FUND-SCC 599 9921 (RICHLAND COUNTY MOBILE HOT SPOT GRANT):							
20,800.00	0.00	20,800.00	14,161.04	1,506.00	6,198.50	440.46	97.88
*****GRAND TOTALS:							
92,611,794.33	3,249,556.53	95,861,350.86	30,956,119.54	3,085,811.20	5,729,084.18	59,176,147.14	38.27

*** NOTE!! ONLY ACTIVE ACCOUNTS HAVE BEEN SELECTED, TOTALS MAY EXCLUDE AMOUNTS THAT ARE RELATED TO INACTIVE ACCOUNTS. ***