

# LEXINGTON LOCAL SCHOOLS



---

FINANCIAL REPORT  
FOR THE PERIOD ENDING  
FEBRUARY 28, 2019

---

PREPARED BY  
JASON WHITESEL, TREASURER

DATE: 03/04/2019  
TIME: 09:33

LEXINGTON LOCAL SCHOOLS  
CASH RECONCILIATION AS OF 02/28/2019

PAGE: 1  
(USAEMSED)

	SUB-TOTALS	TOTALS
	-----	-----
Gross Depository Balances:		
RICHLAND BANK MMA 5719	\$ 881,277.42	
RICHLAND BANK SWEEP ACCT 3520	1,729,792.92	
RICHLAND BANK GENERAL ACCT 0580	300,916.00	
RICHLAND BANK ANTHEM SWEEP 3523	1,303,429.72	
RICHLAND BANK EE BENEFITS 3180	0.00	
RICHLAND BANK PAYROLL ACCT 9780	6,874.01	
RICHLAND BANK ATHLETIC ACCT 3280	3,320.00	
	-----	
Total Depository Balances (Gross)		\$ 4,225,610.07
Adjustments to Bank Balance:		
Cash in Transit to Bank	\$ 6,529.00	
Outstanding Checks	108,504.23-	
Adjustments	693.17-	
Outstanding Vision Adjustment \$53.58		
Municipal Income Tax -\$746.75		
	-----	
Total Adjustments to Bank Balance		102,668.40-
Investments:		
Treasury Bonds and Notes	\$ 800,028.63	
Certificate of Deposits	4,328,000.00	
Other Securities	0.00	
Other Investments:		
Richland Bank - Money Market	40,019.31	
	-----	
Total Investments		5,168,047.94
Cash on Hand:		
Petty Cash:		
TREASURER'S OFFICE	\$ 100.00	
HIGH SCHOOL	50.00	
JUNIOR HIGH SCHOOL	50.00	
EASTERN, CENTRAL, WESTERN	150.00	
Change Cash:		
ATHLETIC CHANGE	\$ 3,000.00	
CAFETERIA CHANGE	440.00	
JUNIOR HIGH SCHOOL	100.00	
Cash with Fiscal Agent	0.00	
	-----	
Total Cash on Hand		3,890.00
		-----
Total Balances		\$ 9,294,879.61
		=====
Total Fund Balance		\$ 9,294,879.61
		=====
Depository Clearance Accounts:		
	-----	
Total Clearance Account Balances		\$ 0.00

*James D. [Signature]*

February 01, 2019 through February 28, 2019

Account Name : Lexington Local SD Managing Agency

Account No : 5750

## Summary Of Investment Holdings

Quantity	Description			Unit Value	Market Value	Tax Cost	Estimated Ann Inc	Yield To Mkt
<b><u>Money Markets - Taxable</u></b>								
40,019.31	Northern Instl Government Select Portfolio			1.0000	40,019.31	40,019.31	900.43	2.25%
<b>Totals</b>					<b>40,019.31</b>	<b>40,019.31</b>	<b>900.43</b>	<b>2.25%</b>
<b><u>Marketable CDs</u></b>								
125,000	First Foundation Bank	2.350%	06/28/2019	99.9983	124,997.88	125,000.00	2,937.50	2.35%
200,000	Capital One Bank USA NA	1.200%	08/12/2019	99.4263	198,852.60	200,000.00	2,400.00	1.21%
100,000	First Financial NW Inc WA	1.450%	08/19/2019	99.5801	99,580.10	100,000.00	1,450.00	1.46%
200,000	Abacus Federal Svgs Bk NY	1.250%	09/17/2019	99.3882	198,776.40	200,000.00	2,500.00	1.26%
30,000	First General Bank	2.200%	01/21/2020	99.7610	29,928.30	30,000.00	660.00	2.21%
200,000	Alma Bank NY	1.300%	06/10/2020	98.4080	196,816.00	200,000.00	2,600.00	1.32%
150,000	Community Fin'l Svcs Bk KY	1.500%	08/19/2020	98.4115	147,617.25	150,000.00	2,250.00	1.52%
248,000	Wells Fargo Bank NA	2.800%	09/14/2020	100.2771	248,687.21	248,000.00	6,944.00	2.79%
200,000	Marlin Business Bank	1.850%	10/13/2020	98.7637	197,527.40	200,000.00	3,700.00	1.87%
175,000	Unison Bank	1.500%	11/25/2020	98.9217	173,112.98	175,000.00	2,625.00	1.52%
200,000	Goldman Sachs Bank USA	1.850%	02/17/2021	98.3882	196,776.40	200,000.00	3,700.00	1.88%
200,000	MB Financial Bank NA	1.400%	03/30/2021	96.8509	193,701.80	200,000.00	2,800.00	1.45%
100,000	BankVista Sartell MN	1.400%	04/06/2021	97.3183	97,318.30	100,000.00	1,400.00	1.44%
200,000	Bank of Santa Clarita CA	1.400%	04/15/2021	97.2797	194,559.40	200,000.00	2,800.00	1.44%
125,000	HSBC Bank USA NA	2.150%	07/26/2021	98.5851	123,231.38	125,000.00	2,687.50	2.18%
200,000	Stearns Bank NA	1.950%	09/29/2021	97.9190	195,838.00	200,000.00	3,900.00	1.99%
200,000	Citibank NA	3.150%	10/26/2021	100.8917	201,783.40	200,000.00	6,300.00	3.12%
200,000	BMW Bank North America	3.050%	12/28/2021	100.6073	201,214.60	200,000.00	6,100.00	3.03%
100,000	Medallion Bank Utah	3.500%	01/10/2022	100.6043	100,604.30	100,000.00	3,500.00	3.48%
150,000	TIAA FSB	2.850%	02/22/2022	100.0066	150,009.90	150,000.00	4,275.00	2.85%
200,000	Bridgewater Bank Bloom MN	1.900%	02/28/2022	97.2691	194,538.20	200,000.00	3,800.00	1.95%
200,000	Continental Bank UT	1.900%	06/22/2022	96.8700	193,740.00	200,000.00	3,800.00	1.96%
200,000	American Express Centurion	2.400%	09/12/2022	97.5616	195,123.20	200,000.00	4,800.00	2.46%

February 01, 2019 through February 28, 2019

Account Name : Lexington Local SD Managing Agency

Account No : 5750

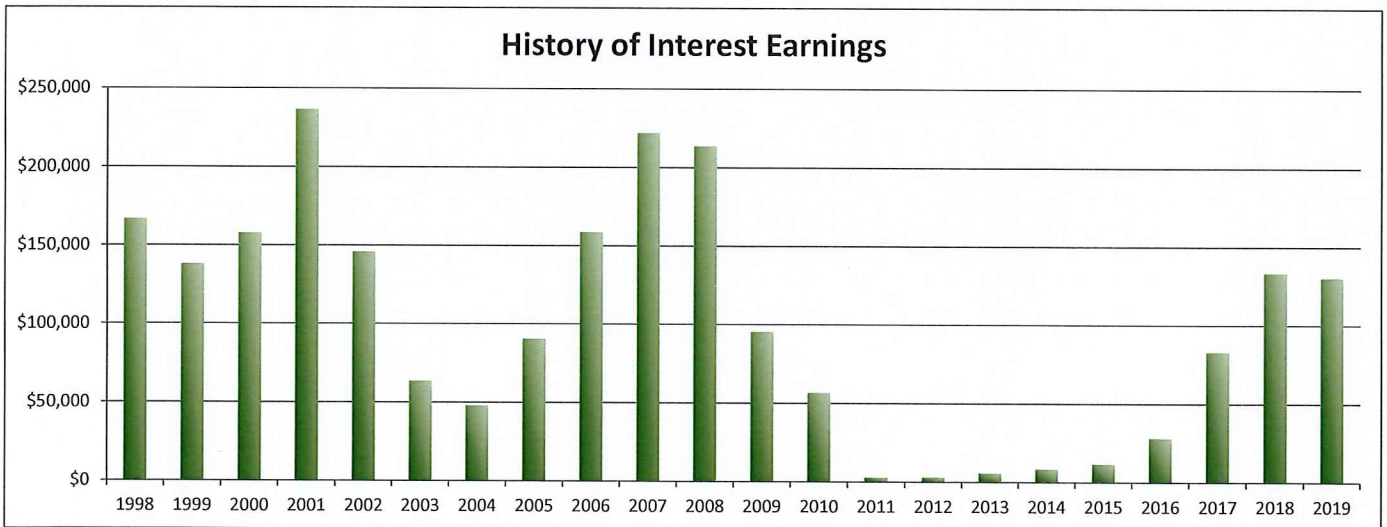
## Summary Of Investment Holdings

Quantity	Description			Unit Value	Market Value	Tax Cost	Estimated Ann Inc To Mkt	Yield
200,000	Discover Bank	2.250%	09/27/2022	97.6845	195,369.00	200,000.00	4,500.00	2.30%
200,000	Sallie Mae Bank SLC UT	2.500%	12/13/2022	98.3297	196,659.40	200,000.00	5,000.00	2.54%
25,000	State Bank of India NY	3.000%	03/06/2023	99.9942	24,998.55	25,000.00	750.00	3.00%
<i>Totals</i>					<b>4,271,361.95</b>	<b>4,328,000.00</b>	<b>88,179.00</b>	<b>2.06%</b>
<u>U.S. Govt Agy-Non-Ex St-Int Only</u>								
300,000	FHLMC	1.350%	03/29/2019	99.9221	299,766.30	300,028.63	4,050.00	1.35%
200,000	FHLMC	1.300%	10/25/2019	99.2065	198,413.00	200,000.00	2,600.00	1.31%
300,000	FNMA	1.300%	07/28/2020	98.2778	294,833.40	300,000.00	3,900.00	1.32%
<i>Totals</i>					<b>793,012.70</b>	<b>800,028.63</b>	<b>10,550.00</b>	<b>1.33%</b>
<i>Grand Total</i>					<b>5,104,393.96</b>	<b>5,168,047.94</b>	<b>99,629.43</b>	<b>1.95%</b>

**LEXINGTON LOCAL SCHOOLS**  
**INVESTMENT REPORT FOR THE MONTH ENDING**  
**FEBRUARY 28, 2019**

<b>INTEREST EARNED:</b>	<b>THIS MONTH</b>	<b>FISCAL YEAR TO DATE</b>
Richland Bank, General Sweep	\$1,751.13	\$14,710.79
Richland Bank, General MMA	\$2,178.40	\$46,167.45
Richland Bank, Anthem Sweep	\$2,139.93	\$17,036.69
Star Ohio	\$0.00	\$0.00
CDs, Bonds, and other investments	\$6,727.23	\$52,460.33
<b>TOTAL INTEREST RECEIVED</b>	<b>\$12,796.69</b>	<b>\$130,375.26</b>

<b>History of Interest Earnings</b>	<b>Fiscal Year</b>	<b>Interest Earnings</b>
	1998	\$ 167,057.52
	1999	\$ 138,113.69
	2000	\$ 157,991.72
	2001	\$ 236,839.79
	2002	\$ 146,052.34
	2003	\$ 63,712.36
	2004	\$ 47,970.95
	2005	\$ 90,719.94
	2006	\$ 158,724.51
	2007	\$ 221,998.86
	2008	\$ 213,660.34
	2009	\$ 95,639.63
	2010	\$ 56,860.22
	2011	\$ 3,001.78
	2012	\$ 3,090.00
	2013	\$ 5,758.97
	2014	\$ 8,349.92
	2015	\$ 11,765.22
	2016	\$ 28,300.22
	2017	\$ 83,194.26
	2018	\$ 133,582.49
<b>FISCAL Year To Date</b>	<b>2019</b>	<b>\$130,375.26</b>
<b>Total Interest Earnings 1998 to Present</b>		<b>\$ 2,202,759.99</b>



Fnd	Sec	Description	Beginning Balance	MTD Revenues	FYTD Revenues	MTD Expenditures	FYTD Expenditures	Current Available Balance
001	0000	GENERAL FUND	9,575,829.51	2,100,515.31	14,711,621.37	2,002,008.77	16,273,904.80	8,013,546.08
001	9412	GENERAL BUDGET RESERVE SE	87,928.97	.00	.00	.00	.00	87,928.97
002	0000	BOND RETIREMENT FUND	1,925.89	.00	.00	.00	.00	1,925.89
003	0000	PERMANENT IMPROVEMENT FUN	44,751.40	70,180.00	375,070.24	12,705.25	671,709.19	251,887.55
006	0000	FOOD SERVICE FUND	4,848.21	84,488.49	407,336.70	66,363.09	471,733.83	59,548.92
007	9100	LEXINGTON MINUTEMEN ACADE	14,214.53	2,194.35	2,688.91	.00	5,300.00	11,603.44
007	9800	TERRY McCAMMON SCHOLARSHI	13,043.45	16.92	146.31	500.00	500.00	12,689.76
018	9100	HIGH SCHOOL PRINCIPAL'S F	1,508.57	283.27	3,302.65	780.89	3,539.01	1,272.21
018	9200	JUNIOR HIGH PRINCIPAL'S F	2,854.95	.00	4,245.78	419.49	3,309.49	3,791.24
018	9300	EASTERN PRINCIPAL'S FUND	6,168.59	.00	4,097.59	1,106.80	5,175.23	5,090.95
018	9301	EASTERN ELEMENTARY BOOKFA	10,101.57	.00	2,894.46	.00	3,525.93	9,470.10
018	9302	EASTERN ELEMENTARY MATH	1,604.30	.00	.00	.00	367.78	1,236.52
018	9303	EASTERN RUN CLUB	.00	.00	206.68	.00	.00	206.68
018	9400	CENTRAL PRINCIPAL'S FUND	8,372.37	53.00	2,079.20	.00	1,316.22	9,135.35
018	9401	CENTRAL ELEMENTARY BOOKFA	2,485.22	.00	2,464.10	31.03	1,478.48	3,470.84
018	9402	CENTRAL ELEMENTARY ART	1,460.00	.00	.00	.00	.00	1,460.00
018	9500	WESTERN PRINCIPAL'S FUND	13,894.90	103.50	3,434.75	.00	1,963.48	15,366.17
018	9501	WESTERN ELEMENTARY BOOKFA	2,677.47	.00	3,623.12	.00	3,620.78	2,679.81
018	9503	WESTERN ELEMENTARY ART	1,432.42	.00	.00	.00	.00	1,432.42
018	9901	JUNIOR HIGH TEACHER ADVIS	109.25	.00	.00	.00	.00	109.25
019	9001	ACADEMIC BOOSTERS GRANTS	769.07	.00	.00	.00	.00	769.07
019	9121	CENTRAL ELEMENTARY PTO GR	403.65	.00	1,087.67	.00	453.60	1,037.72
019	9122	EASTERN ELEMENTARY PTO GR	376.22	.00	1,087.68	.00	268.22	1,195.68
019	9123	WESTERN ELEMENTARY PTO GR	3,536.40	.00	1,087.68	.00	328.03	4,296.05
019	9200	RICHLAND COUNTY FOUNDATIO	200.00	.00	.00	.00	.00	200.00
019	9218	RICH CO FOUNO-WRITE STUFF	.00	.00	1,172.57	.00	436.49	736.08
019	9301	RICH CO FOUNO/SECO ROBOTI	600.00	.00	.00	.00	32.26	567.74
022	9601	OHSAA TOURNAMENT AGENCY F	6,676.66	5,521.87	19,858.21	1,973.77	25,727.91	806.96
024	0000	EMPLOYEE BENEFITS FUND FO	1,511,703.50	445,158.57	3,065,987.57	388,125.15	3,274,207.77	1,303,483.30
200	9101	HIGH SCHOOL ART CLUB	93.76	.00	.00	.00	.00	93.76
200	9102	HIGH SCHOOL DRAMA CLUB	31,102.75	.00	.00	626.25	5,471.03	25,631.72
200	9103	HIGH SCHOOL MATH CLUB	52.70	.00	.00	.00	.00	52.70
200	9104	HIGH SCHOOL LEADERSHIP CO	576.82	.00	.00	.00	.00	576.82
200	9105	HIGH SCHOOL FRENCH CLUB	257.37	35.00	35.00	.00	.00	292.37
200	9107	HIGH SCHOOL SPANISH CLUB	706.04	.00	.00	.00	20.00	686.04
200	9108	HIGH SCHOOL LED CLUB	3,216.18	144.89	553.10	.00	394.05	3,375.23
200	9114	HIGH SCHOOL STUDENT COUNC	1,318.86	154.98	804.25	20.86	255.69	1,867.42
200	9115	HIGH SCHOOL KEY CLUB	1,492.57	48.00	442.00	.00	841.97	1,092.60
200	9116	HIGH SCHOOL CHESS CLUB	321.00	.00	.00	.00	.00	321.00
200	9119	HIGH SCHOOL YEARBOOK FUND	52,511.73	280.00	12,015.00	.00	19,980.78	44,545.95
200	9120	HIGH SCHOOL JOURNALISM FU	505.44	.00	.00	.00	.00	505.44
200	9121	HIGH SCHOOL NATIONAL HONO	852.23	.00	2,218.00	24.99	1,932.98	1,137.25
200	9201	JUNIOR HIGH ART CLUB	485.13	.00	56.20	.00	.00	541.33
200	9204	JUNIOR HIGH STUDENT COUNC	887.62	557.50	1,217.35	206.01	457.76	1,647.21
200	9205	JUNIOR HIGH LIBRARY CLUB	77.65	.00	.00	.00	.00	77.65
200	9301	EASTERN ELEMENTARY STUDEN	1,182.41	575.63	1,049.98	288.96	816.96	1,415.43

Processing Month: February 2019  
 LEXINGTON LOCAL SCHOOLS

(FINSUM)

Fnd	Scc	Description	Beginning Balance	MTD Revenues	FYTD Revenues	MTD Expenditures	FYTD Expenditures	Current Available Balance
200	9302	EASTERN ELEMENTARY ROBOTI	.00	.00	855.00	143.30	143.30	711.70
200	9611	HIGH SCHOOL INFORMED TEEN	903.63	.00	.00	.00	.00	903.63
200	9612	JUNIOR HIGH INFORMED TEEN	424.40	12.00	32.28	.00	.00	456.68
300	9115	JAZZ BAND	2,225.81	.00	.00	.00	.00	2,225.81
300	9116	CHOIR	1,102.20	.00	.00	.00	92.00	1,010.20
300	9206	JUNIOR HIGH PHYS ED DEPAR	3,089.95	495.00	2,395.00	.00	1,910.01	3,574.94
300	9210	JR HIGH INSTRUMENTAL	41.03	.00	.00	.00	.00	41.03
300	9600	ATHLETIC FUND	26,558.57	13,947.00	178,827.80	16,288.84	190,543.60	14,842.77
300	9601	ATHLETIC CAPITAL FUND	26,000.00	.00	13,000.00	.00	.00	39,000.00
300	9602	ORCHESTRA	63.22	.00	.00	.00	.00	63.22
300	9603	ELEMENTARY MUSIC	1,587.41	.00	.00	.00	179.84	1,407.57
300	9605	BAND	232.95	.00	.00	.00	.00	232.95
451	9019	Network Connectivity FY 2	.00	.00	4,500.00	.00	9,000.00	4,500.00-
499	9018	SECONDARY TRANSITION ENHA	.00	.00	1,171.00	.00	1,171.00	.00
499	9019	SCHOOL SAFETY GRANT	.00	.00	13,136.25	13,136.25	13,136.25	.00
516	9018	IDEA-B SPECIAL EDUCATION	45,581.14-	.00	86,225.54	.00	40,644.40	.00
516	9019	IDEA-B SPECIAL EDUCATION	.00	37,464.45	250,979.54	40,261.82	264,546.56	13,567.02-
572	9018	TITLE I FY18	16,104.31-	.00	51,049.39	.00	34,945.08	.00
572	9019	TITLE I FY19	.00	27,835.24	144,471.68	35,350.66	158,264.76	13,793.08-
587	9018	EARLY CHILDHOOD SPECIAL E	515.19-	.00	515.19	.00	.00	.00
587	9019	EARLY CHILDHOOD SPECIAL E	.00	.00	6,412.24	675.45	7,087.69	675.45-
590	9019	TITLE II-A IMPROVING TEAC	.00	4,953.79	37,839.91	7,450.41	42,826.98	4,987.07-
599	9019	TITLE IV	.00	.00	8,239.00	.00	8,239.00	.00
Grand Total All Funds			11,415,145.86	2,795,018.76	19431,533.94	2,563,077.54	21551,800.19	9294,879.61
Total Invested Funds			.00					

DATE: 03/01/2019  
TIME: 15:48:07OHIO DEPARTMENT OF EDUCATION - OFFICE OF SCHOOL MANAGEMENT ASSISTANCE  
ANNUAL SPENDING PLAN (CURRENT OPERATION - GENERAL FUND ONLY - O.R.C. 5705.391)

PAGE: 1

SCHOOL DISTRICT: LEXINGTON LOCAL SCHOOLS

IRN # 049437

COUNTY: RICHLAND

FISCAL YEAR: 2019 MONTH: 02

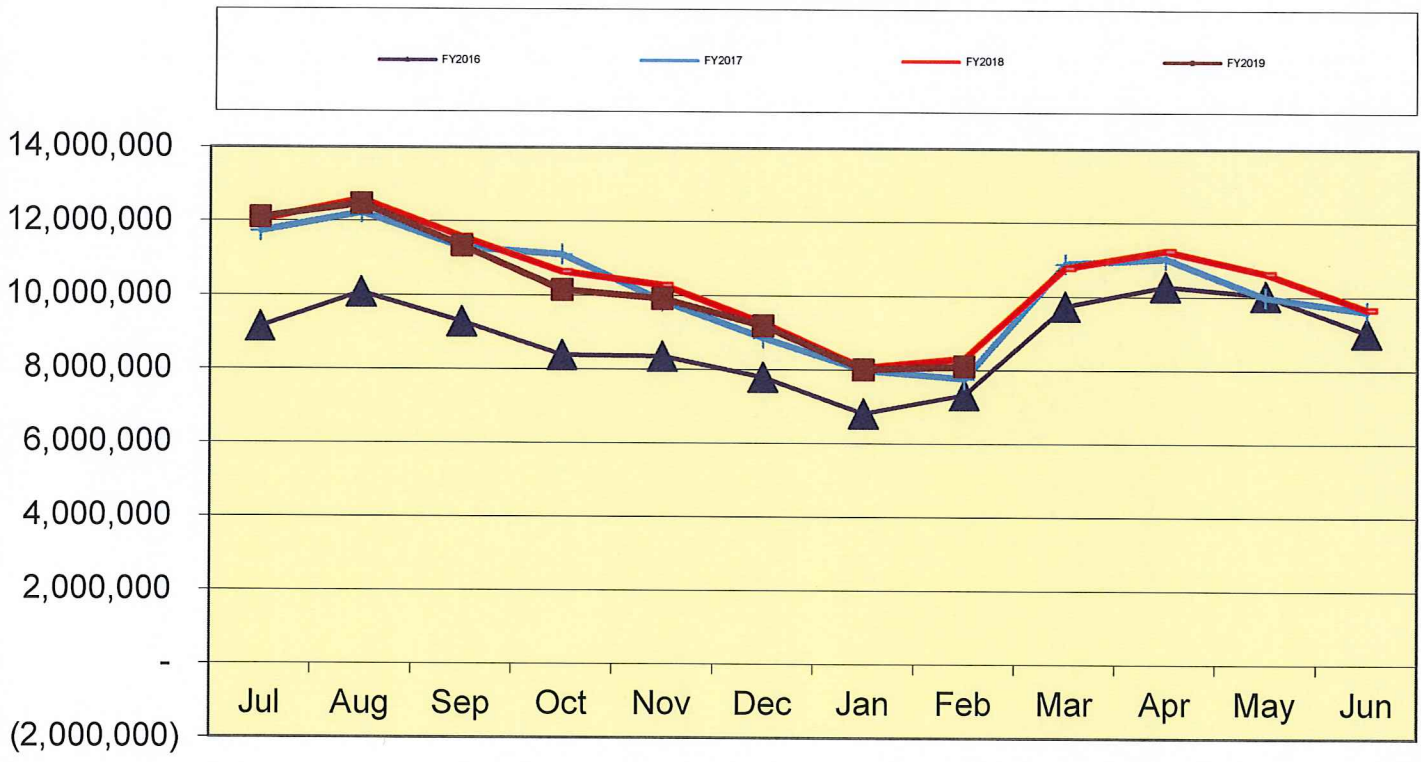
	MONTHLY ESTIMATE	MONTHLY ACTUAL	MONTHLY DIFFERENCE	FISCAL YTD ESTIMATE	FISCAL YTD ACTUAL	FISCAL YTD DIFFERENCE
REVENUES						
01.010 General Property (Real Estate)	1,241,219	1,139,820	101,399-	6,030,243	5,715,274	314,969-
01.020 Tangible Personal Property Tax	0	0	0	260,000	273,751	13,751
01.030 Income Tax	0	0	0	0	0	0
01.035 Unrestricted Grants-in-Aid	835,000	866,746	31,746	7,076,582	7,279,597	203,015
01.040 Restricted Grants-in-Aid	7,000	4,766	2,234-	51,200	42,950	8,250-
01.045 Restricted Grants-in-Aid - SFSF	0	0	0	0	0	0
01.050 Property Tax Allocation	0	0	0	891,000	872,186	18,814-
01.060 All Other Operating Revenue	30,000	85,183	55,183	252,000	466,576	214,576
01.070 Total Revenue	2,113,219	2,096,515	16,704-	14,561,025	14,650,334	89,309
OTHER FINANCING SOURCES						
02.010 Proceeds from Sale of Notes	0	0	0	0	0	0
02.020 State Emergency Loans & Advancements (Approved)	0	0	0	0	0	0
02.040 Operating Transfers-In	0	0	0	0	0	0
02.050 Advances-In	0	0	0	0	0	0
02.060 All Other Financing Sources	1,000	4,000	3,000	84,000	61,288	22,712-
02.070 Total Other Financing Sources	1,000	4,000	3,000	84,000	61,288	22,712-
02.080 Total Revenues and Other Financing Sources	2,114,219	2,100,515	13,704-	14,645,025	14,711,622	66,597
EXPENDITURES						
03.010 Personal Services	1,100,000	1,071,653	28,347-	8,873,000	8,791,830	81,170-
03.020 Employees' Retirement/Insurance Benefits	555,000	552,219	2,781-	4,346,000	4,113,345	232,655-
03.030 Purchased Services	381,000	336,713	44,287-	2,767,000	2,547,113	219,887-
03.040 Supplies and Materials	51,000	37,388	13,612-	565,000	637,016	72,016
03.050 Capital Outlay	1,000	1,516	516	93,500	42,072	51,428-
03.060 Intergovernmental	0	0	0	0	0	0
04.010 Debt Service: All Principal (Historical)	0	0	0	0	0	0
04.020 Debt Service: Principal - Notes	0	0	0	0	0	0
04.030 Debt Service: Principal - State Loans	0	0	0	0	0	0
04.040 Debt Service: Principal - State Advancements	0	0	0	0	0	0
04.050 Debt Service: Principal - HB 264 Loans	0	0	0	0	0	0
04.055 Debt Service: Principal - Other	0	0	0	0	0	0
04.060 Debt Service: Interest and Fiscal Charges	0	0	0	0	0	0
04.300 Other Objects	1,500	2,520	1,020	145,500	142,527	2,973-
04.500 Total Expenditures	2,089,500	2,002,009	87,491-	16,790,000	16,273,903	516,097-
OTHER FINANCING USES						
05.010 Operating Transfers - Out	0	0	0	0	0	0
05.020 Advances - Out	0	0	0	0	0	0
05.030 All Other Financing Uses	0	0	0	0	0	0
05.040 Total Other Financing Uses	0	0	0	0	0	0
05.050 Total Expenditure and Other Financing Uses	2,089,500	2,002,009	87,491-	16,790,000	16,273,903	516,097-
06.010 Excess Rev & Oth Financing Sources over(under) Exp &	24,719	98,506	73,787	2,144,975-	1,562,281-	582,694
07.010 Beginning Cash Balance	7,494,064	8,002,971	508,907	9,663,758	9,663,758	0
07.020 Ending Cash Balance	7,518,783	8,101,477	582,694	7,518,783	8,101,477	582,694
08.010 Outstanding Encumbrances	1,100,000	1,145,491	45,491	1,100,000	1,145,491	45,491



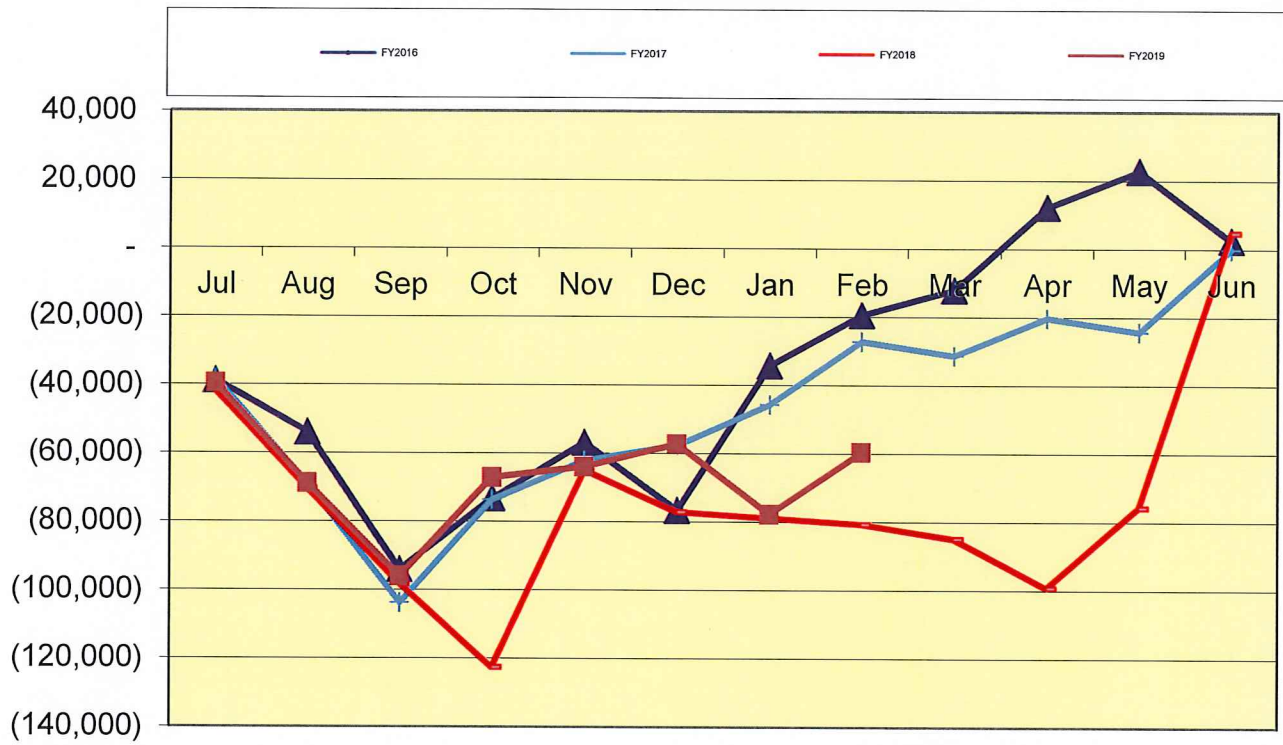
**LEXINGTON LOCAL SCHOOL DISTRICT  
GENERAL FUND ONLY 2018-19  
SUMMARY OF RECEIPTS AND EXPENDITURES - FIVE YEAR FORECAST FORMAT**

LINE	DESCRIPTION	2/28/2019	FISCAL YEAR TO DATE Estimate	FISCAL YEAR TO DATE Actual	VARIANCE Estimate vs. Actual	PERCENT of VARIANCE
LINE 7.010	BEGINNING CASH BALANCE			\$ 9,663,758		
<b>REVENUES</b>						
LINE 1.010	Real Estate Tax	\$ 6,030,243	\$ 5,715,274		(\$314,969)	-5.22%
LINE 1.020	Personal Property Tax	\$ 260,000	\$ 273,751		\$13,751	5.29%
LINE 1.030	Income Tax	\$ -	\$ -		\$0	
LINE 1.035	State Funding	\$ 7,076,582	\$ 7,279,597		\$203,015	2.87%
LINE 1.040	Career Tech / Economic Disadv.	\$ 51,200	\$ 42,950		(\$8,250)	-16.11%
LINE 1.050	Property Tax Allocation	\$ 891,000	\$ 872,186		(\$18,814)	-2.11%
LINE 1.060	Other Operating Revenue	\$ 252,000	\$ 466,576		\$214,576	85.15%
LINE 1.070	TOTAL REVENUE	\$ 14,561,025	\$ 14,650,334		\$89,309	0.61%
<b>EXPENSES</b>						
LINE 2.01	Proceeds from Notes	\$ -	\$ -		\$0	
LINE 2.04	Transfers In	\$ -	\$ -		\$0	
LINE 2.050	Advances In	\$ -	\$ -		\$0	#DIV/0!
LINE 2.060	Other Financing Sources	\$ 84,000	\$ 61,288		(\$22,712)	-27.04%
LINE 2.070	TOTAL OTHER SOURCES	\$ 84,000	\$ 61,288		(\$22,712)	-27.04%
LINE 2.080	TOTAL REVENUES & Sources	\$ 14,645,025	\$ 14,711,622		\$66,597	0.45%
<b>EXPENSES</b>						
LINE 3.010	Salaries	\$ 8,873,000	\$ 8,791,830		\$81,170	0.91%
LINE 3.020	Retirement and Benefits	\$ 4,346,000	\$ 4,113,345		\$232,655	5.35%
LINE 3.030	Purchased Services	\$ 2,767,000	\$ 2,547,113		\$219,887	7.95%
LINE 3.040	Supplies and Materials	\$ 565,000	\$ 637,016		(\$72,016)	-12.75%
LINE 3.050	Capital Outlay and Equipment	\$ 93,500	\$ 42,072		\$51,428	55.00%
LINE 3.06	INTERGOVERNMENTAL	\$ -	\$ -		\$0	
LINE 4.020	DEBT SERVICE - Notes	\$ -	\$ -		\$0	
LINE 4.060	DEBT SERVICE - Interest charges	\$ -	\$ -		\$0	
LINE 4.300	Other Objects	\$ 145,500	\$ 142,527		\$2,973	2.04%
LINE 4.500	TOTAL EXPENDITURES	\$ 16,790,000	\$ 16,273,903		\$516,097	3.07%
LINE 5.00	TRANSFERS OUT	\$ -	\$ -		\$0	
LINE 5.02	ADVANCES OUT	\$ -	\$ -		\$0	
LINE 5.03	ALL OTHER USES	\$ -	\$ -		\$0	
LINE 5.040	TOTAL OTHER USES	\$ -	\$ -		\$0	
LINE 5.050	TOTAL EXPENDITURES & USES	\$ 16,790,000	\$ 16,273,903		\$516,097	3.07%
		Estimate	Actual	Variance		
LINE 6.010	REVENUES OVER EXPENSES	\$ (2,144,975)	\$ (1,562,281)		\$582,694	
LINE 7.020	ENDING CASH BALANCE	\$ 7,518,783	\$ 8,101,477		\$582,694	
	Less Reserves	\$ (87,929)	\$ (87,929)		\$ -	
LINE 8.010	Less Outstanding Encumbrances	\$ (1,100,000)	\$ (1,145,491)		\$ (45,491)	4.14%
LINE 15.010	Unreserved Fund Balance	\$ 6,330,854	\$ 6,868,057		\$537,203	8.49%
	Salaries/Benefits as % of Revenue	90.8%	88.1%	Benchmark Yr. End 80.1% or below		
	True Days Cash - Calendar Days on which can operate	92	103	90 or above optimal		

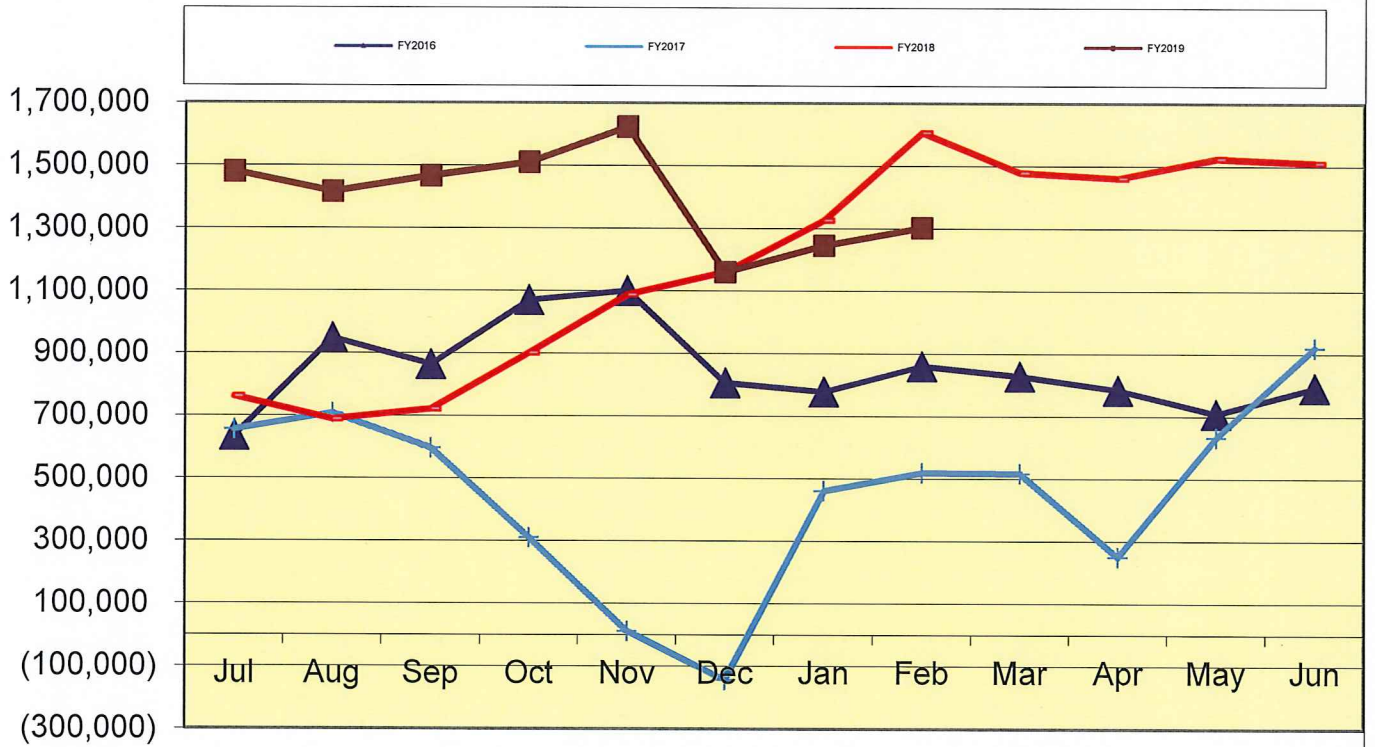
### Lexington Local Schools General Fund Cash Balance



### Lexington Local Schools Food Service Fund Cash Balance



### Lexington Local Schools Employee Benefits Fund Cash Balance



Lexington Local Schools

Permanent Improvement Fund  
2/28/2019

	Budgeted Amount	Actual Fiscal Year Expended	Current Encumbrances	Expenses / Encumbrances Over/Under Estimate	Remaining Estimated PI Project Costs
<b>Instruction and Administration</b>					
Instrumental Music Equipment	\$ 5,129.19	\$ 4,655.08	\$ 306.00	\$168.11	\$168.11
Western Reading Materials/Furniture	\$ 32,317.64	\$ 32,860.82	\$ 216.78	(\$759.96)	\$0.00
Central Reading Materials/Furniture	\$ 15,019.87	\$ 14,157.13	\$ 125.00	\$737.74	\$737.74
Central Music Equipment	\$ 933.55	\$ 1,098.28	\$ -	(\$164.73)	\$0.00
Western/Eastern Music Equipment	\$ 626.98	\$ 626.98	\$ -	\$0.00	\$0.00
3 Portable AED Units	\$ 4,647.21	\$ 4,361.41	\$ -	\$285.80	\$0.00
Eastern Reading Books/Materials	\$ 10,240.54	\$ 10,042.60	\$ 196.33	\$1.61	\$0.00
Central Adjustable Desk Lift	\$ 425.44	\$ 369.95	\$ -	\$55.49	\$0.00
Western Guidance Table / Stools	\$ 895.82	\$ 870.04	\$ -	\$25.78	\$0.00
JH Office Chairs	\$ 437.75	\$ 422.50	\$ -	\$15.25	\$0.00
JH PE Equipment	\$ 679.67	\$ -	\$ -	\$679.67	\$679.67
Security Office Equipment	\$ 1,308.82	\$ 1,365.10	\$ -	(\$56.28)	\$0.00
Central Reading Materials	\$ 3,000.00	\$ -	\$ -	\$3,000.00	\$3,000.00
Western Storage Cabinet	\$ 69.95	\$ -	\$ -	\$69.95	\$69.95
Western Music Room Chairs	\$ 1,264.44	\$ -	\$ -	\$1,264.44	\$1,264.44
Central Room Divider	\$ 500.88	\$ 500.88	\$ -	\$0.00	\$0.00
School Health Refrigerator	\$ 205.15	\$ 206.45	\$ -	(\$1.30)	\$0.00
<b>Maintenance</b>					
HS Roof Project	\$ 26,553.00	\$ 26,553.00	\$ -	\$0.00	\$0.00
JH Roof Project	\$ 13,684.00	\$ 13,684.00	\$ -	\$0.00	\$0.00
JH Roof Project (FY18 Carryover)	\$ 6,553.00	\$ 6,553.00	\$ -	\$0.00	\$0.00
Eastern Concrete Curb/Walkway	\$ 13,300.00	\$ 13,340.00	\$ -	(\$40.00)	\$0.00
JH Chair Lift	\$ 20,000.00	\$ 16,950.00	\$ -	\$3,050.00	\$0.00
HS New Security Recording System	\$ 9,000.00	\$ 9,000.00	\$ -	\$0.00	\$0.00
Window Film Security	\$ 25,866.25	\$ 26,809.26	\$ -	(\$943.01)	\$0.00
Camera/Monitor Upgrades (Elementaries/JH)	\$ 33,259.69	\$ 33,260.03	\$ -	(\$0.34)	\$0.00
Bollards (Approx. 40)	\$ 24,700.00	\$ 24,700.00	\$ -	\$0.00	\$0.00
HS Parking Lot Trench Asphaltting	\$ 12,970.00	\$ 14,015.00	\$ -	(\$1,045.00)	\$0.00
Security Fencing Western/Eastern	\$ 8,908.00	\$ 8,900.00	\$ -	\$8.00	\$0.00
Ohio School Safety Grant	\$ (13,136.25)	\$ (13,136.25)	\$ -	\$0.00	\$0.00
<b>Transportation</b>					
New buses	\$ 184,196.00	\$ 184,196.00	\$ -	\$0.00	\$0.00
<b>Technology</b>					
Computers, servers, tech equip., etc.	\$ 198,000.00	\$ 201,983.91	\$ 1,189.00	(\$5,172.91)	\$0.00
<b>Food Service</b>					
Food Service Equipment	\$ 751.85	\$ 748.96	\$ -	\$2.89	\$0.00
<b>Athletics and Student Activities</b>					
HS Athletics Equipment	\$ 22,900.00	\$ 22,442.50	\$ -	\$457.50	\$0.00
Visitor Side FB Stadium Drainage System	\$ 3,780.00	\$ 3,780.00	\$ -	\$0.00	\$0.00
Portable AED Unit	\$ 1,549.07	\$ 1,406.17	\$ -	\$142.90	\$0.00
<b>Fees</b>					
Tax Collection Fees	\$ 14,500.00	\$ 4,986.39	\$ -	\$9,513.61	\$9,513.61
<b>Totals</b>					
	Budgeted Amount	Actual Fiscal Year Expended	Current Encumbrances	Expenses / Encumbrances Over/Under Estimate	Remaining Estimated PI Project Costs
<b>Totals</b>	\$ 685,037.51	\$ 671,709.19	\$ 2,033.11	\$11,295.21	\$15,433.52
Total Budgeted	\$ 685,037.51				
Actual Cash Balance 7/1/18	\$ 44,751.40				
Revenues FY19 - Taxes from levy	\$ 375,070.24				
Expenditures FY19	(\$ 671,709.19)				
Current Cash Balance	(\$251,887.55)				
Current Encumbrances	\$ (2,033.11)				
Available Balance	(\$253,920.66)				
Remaining Estimated Revenues FY19 - Taxes from levy	\$ 324,929.76				
Less: Remaining Estimated PI Project Costs	(\$15,433.52)				
6/30/19 Estimated Carryover	\$ 55,575.58				

Lexington Local Schools

Food Service Fund 2018-19 vs. 2017-2018 vs. 2016-2017

							Beginning Balance 7/1/18	\$ 4,848
<b>2018-2019 Through 2/28/19</b>								
<i>Revenues</i>	District-Wide	High School	Junior High	Eastern	Central	Western	<b>Total</b>	
Student Type A, Ezipay, Misc	\$ -	\$ 62,295	\$ 29,357	\$ 31,218	\$ 27,274	\$ 23,013	\$ 173,157	
Student Break, Milk & A La Carte	\$ -	\$ 32,703	\$ 9,663	\$ 6,482	\$ 4,201	\$ 4,255	\$ 57,304	
Adult & Misc revenues	\$ 6,340	\$ 2,927	\$ 631	\$ 1,469	\$ 1,191	\$ 951	\$ 13,509	
State Reimb	\$ -	\$ -	\$ -	\$ -	\$ -	\$ -	\$ -	
Federal Reimb	\$ -	\$ 36,628	\$ 25,777	\$ 45,928	\$ 29,062	\$ 25,972	\$ 163,367	
Transfer In	\$ -	\$ -	\$ -	\$ -	\$ -	\$ -	\$ -	
<b>Total Revenues</b>	<b>\$ 6,340</b>	<b>\$ 134,553</b>	<b>\$ 65,428</b>	<b>\$ 85,097</b>	<b>\$ 61,728</b>	<b>\$ 54,191</b>	<b>\$ 407,337</b>	
<i>Expenses</i>								
Wages	\$ 32,290	\$ 73,424	\$ 37,235	\$ 25,041	\$ 22,755	\$ 23,378	\$ 214,123	
Severance	\$ -	\$ -	\$ -	\$ -	\$ -	\$ -	\$ -	
Retirement	\$ 7,750	\$ 13,384	\$ 6,890	\$ 7,053	\$ 4,734	\$ 4,302	\$ 44,113	
Medical	\$ 16,853	\$ 28,190	\$ 13,227	\$ 20,310	\$ 4,667	\$ -	\$ 83,247	
Life, Dent, MC, WC	\$ 1,112	\$ 2,831	\$ 1,741	\$ 1,210	\$ 841	\$ 512	\$ 8,247	
Purch Serv, Repairs, Phone, Post:	\$ 2,563	\$ 839	\$ 709	\$ 472	\$ 472	\$ 595	\$ 5,650	
Supplies	\$ 3,391	\$ 41,135	\$ 21,248	\$ 32,267	\$ 9,089	\$ 9,224	\$ 116,354	
Food Costs	\$ -	\$ -	\$ -	\$ -	\$ -	\$ -	\$ -	
Equipment	\$ -	\$ -	\$ -	\$ -	\$ -	\$ -	\$ -	
Other Costs	\$ -	\$ -	\$ -	\$ -	\$ -	\$ -	\$ -	
<b>Total Expenses</b>	<b>\$ 63,959</b>	<b>\$ 159,803</b>	<b>\$ 81,050</b>	<b>\$ 86,353</b>	<b>\$ 42,558</b>	<b>\$ 38,011</b>	<b>\$ 471,734</b>	
<b>Net Gain (Loss)</b>	<b>\$ (57,619)</b>	<b>\$ (25,250)</b>	<b>\$ (15,622)</b>	<b>\$ (1,256)</b>	<b>\$ 19,170</b>	<b>\$ 16,180</b>	<b>\$ (64,397)</b>	
							<b>Ending Cash Balance 2/28/19</b>	<b>\$ (59,549)</b>

							Beginning Balance 7/1/17	\$ 13
<b>2017-2018 Through 2/28/18</b>								
<i>Revenues</i>	District-Wide	High School	Junior High	Eastern	Central	Western	<b>Total</b>	
Student Type A, Ezipay, Misc	\$ -	\$ 65,402	\$ 27,065	\$ 31,786	\$ 24,788	\$ 21,266	\$ 170,307	
Student Break, Milk & A La Carte	\$ -	\$ 36,539	\$ 8,999	\$ 8,425	\$ 3,347	\$ 4,835	\$ 62,145	
Adult & Misc revenues	\$ 5,547	\$ 2,666	\$ 745	\$ 1,440	\$ 1,152	\$ 1,089	\$ 12,639	
State Reimb	\$ -	\$ -	\$ -	\$ -	\$ -	\$ -	\$ -	
Federal Reimb	\$ -	\$ 39,086	\$ 26,380	\$ 46,762	\$ 33,401	\$ 22,909	\$ 168,538	
Transfer In	\$ -	\$ -	\$ -	\$ -	\$ -	\$ -	\$ -	
<b>Total Revenues</b>	<b>\$ 5,547</b>	<b>\$ 143,693</b>	<b>\$ 63,189</b>	<b>\$ 88,413</b>	<b>\$ 62,688</b>	<b>\$ 50,099</b>	<b>\$ 413,629</b>	
<i>Expenses</i>								
Wages	\$ 31,768	\$ 78,277	\$ 35,145	\$ 24,142	\$ 22,988	\$ 22,745	\$ 215,065	
Severance	\$ -	\$ -	\$ -	\$ -	\$ -	\$ -	\$ -	
Retirement	\$ 7,613	\$ 16,287	\$ 6,017	\$ 5,813	\$ 5,873	\$ 4,441	\$ 46,044	
Medical	\$ 18,067	\$ 32,991	\$ 15,890	\$ 21,774	\$ 5,003	\$ -	\$ 93,725	
Life, Dent, MC, WC	\$ 1,158	\$ 2,977	\$ 1,723	\$ 1,149	\$ 889	\$ 521	\$ 8,417	
Purch Serv, Repairs, Phone, Post:	\$ 2,855	\$ 1,358	\$ 1,031	\$ 1,121	\$ 923	\$ 493	\$ 7,781	
Supplies	\$ 3,181	\$ -	\$ -	\$ -	\$ -	\$ -	\$ 3,181	
Food Costs	\$ -	\$ 47,910	\$ 19,248	\$ 33,874	\$ 9,937	\$ 9,126	\$ 120,095	
Equipment	\$ -	\$ -	\$ -	\$ -	\$ -	\$ -	\$ -	
Other Costs	\$ -	\$ -	\$ -	\$ -	\$ -	\$ -	\$ -	
<b>Total Expenses</b>	<b>\$ 64,642</b>	<b>\$ 179,800</b>	<b>\$ 79,054</b>	<b>\$ 87,873</b>	<b>\$ 45,613</b>	<b>\$ 37,326</b>	<b>\$ 494,308</b>	
<b>Net Gain (Loss)</b>	<b>\$ (59,095)</b>	<b>\$ (36,107)</b>	<b>\$ (15,865)</b>	<b>\$ 540</b>	<b>\$ 17,075</b>	<b>\$ 12,773</b>	<b>\$ (80,679)</b>	
							<b>Ending Cash Balance 2/28/18</b>	<b>\$ (80,666)</b>

							Beginning Balance 7/1/16	\$ 2,553
<b>2016-2017 Through 2/28/17</b>								
<i>Revenues</i>	District-Wide	High School	Junior High	Eastern	Central	Western	<b>Total</b>	
Student Type A, Ezipay, Misc	\$ -	\$ 69,217	\$ 30,642	\$ 30,411	\$ 25,504	\$ 23,083	\$ 178,857	
Student Break, Milk & A La Carte	\$ -	\$ 42,520	\$ 11,984	\$ 7,242	\$ 3,941	\$ 3,874	\$ 69,561	
Adult & Misc revenues	\$ 18,974	\$ 4,562	\$ 993	\$ 1,712	\$ 1,693	\$ 896	\$ 28,830	
State Reimb	\$ -	\$ 982	\$ 726	\$ 1,110	\$ 853	\$ 597	\$ 4,268	
Federal Reimb	\$ -	\$ 40,948	\$ 31,383	\$ 46,841	\$ 36,329	\$ 26,095	\$ 181,596	
<b>Total Revenues</b>	<b>\$ 18,974</b>	<b>\$ 158,229</b>	<b>\$ 75,728</b>	<b>\$ 87,316</b>	<b>\$ 68,320</b>	<b>\$ 54,545</b>	<b>\$ 463,112</b>	
<i>Expenses</i>								
Wages	\$ 31,221	\$ 78,424	\$ 37,357	\$ 24,976	\$ 22,283	\$ 21,736	\$ 215,997	
Severance	\$ -	\$ -	\$ -	\$ -	\$ -	\$ -	\$ -	
Retirement	\$ 7,461	\$ 17,628	\$ 6,308	\$ 7,334	\$ 4,471	\$ 3,629	\$ 46,831	
Medical	\$ 16,084	\$ 29,075	\$ 18,828	\$ 19,384	\$ 1,226	\$ -	\$ 84,597	
Life, Dent, MC, WC	\$ 1,027	\$ 2,657	\$ 1,604	\$ 1,094	\$ 563	\$ 426	\$ 7,371	
Purch Serv, Repairs, Phone, Post:	\$ 2,710	\$ 6,854	\$ 1,149	\$ 538	\$ 812	\$ 538	\$ 12,601	
Supplies	\$ 4,301	\$ -	\$ -	\$ -	\$ -	\$ -	\$ 4,301	
Food Costs	\$ -	\$ 49,767	\$ 18,789	\$ 32,215	\$ 10,905	\$ 9,388	\$ 121,064	
Equipment	\$ -	\$ -	\$ -	\$ -	\$ -	\$ -	\$ -	
Other Costs	\$ -	\$ -	\$ -	\$ -	\$ -	\$ -	\$ -	
<b>Total Expenses</b>	<b>\$ 62,804</b>	<b>\$ 184,405</b>	<b>\$ 84,035</b>	<b>\$ 85,541</b>	<b>\$ 40,260</b>	<b>\$ 35,717</b>	<b>\$ 492,762</b>	
<b>Net Gain (Loss)</b>	<b>\$ (43,830)</b>	<b>\$ (26,176)</b>	<b>\$ (8,307)</b>	<b>\$ 1,775</b>	<b>\$ 28,060</b>	<b>\$ 18,828</b>	<b>\$ (29,650)</b>	
							<b>Ending Cash Balance 2/28/17</b>	<b>\$ (27,097)</b>

Check#	Check Date	Org Sta	Vendor Paid	Check Amount	Status Date
084507	02/06/2019	W/R	SMITH, ADAM	46.55	02/11/2019
084508	02/06/2019	W/R	ADVANCED TURF SOLUTIONS	2,894.70	02/12/2019
084509	02/06/2019	W/R	NICKLES BAKERY	914.36	02/13/2019
084510	02/06/2019	W/R	AMAZON.COM/ AMEX	1,536.02	02/12/2019
084511	02/06/2019	W/W	PARKER, AMY	98.80	
084512	02/06/2019	W/R	BAKER VEHICLE SYSTEMS, INC.	386.99	02/20/2019
084513	02/06/2019	W/W	BARGAIN BALLOONS	24.12	
084514	02/06/2019	W/R	CDW-G	450.21	02/19/2019
084515	02/06/2019	W/R	CENTRAL OHIO MAT COMPANY	2,886.50	02/12/2019
084516	02/06/2019	W/R	CHARLES RITTER CO.	716.25	02/11/2019
084517	02/06/2019	W/R	CLEARWATER SYSTEMS	119.60	02/12/2019
084518	02/06/2019	W/R	COLES ENERGY, INC.	733.65	02/12/2019
084519	02/06/2019	W/R	FUSION APPAREL	708.00	02/12/2019
084520	02/06/2019	W/R	GRAINGER	37.50	02/12/2019
084521	02/06/2019	W/R	HAUGLAND LEARNING CENTER LLC	6,500.00	02/12/2019
084522	02/06/2019	W/R	HIGH SCHOOL AD NETWORK LLC	32.00	02/12/2019
084523	02/06/2019	W/R	JULIAN & GRUBE, INC.	1,500.00	02/13/2019
084524	02/06/2019	W/R	LESCH BATTERY & POWER	79.26	02/12/2019
084525	02/06/2019	W/R	LINDAMOOD-BELL LEARNING	4,300.00	02/12/2019
084526	02/06/2019	W/R	HAAS, MARY	15.39	02/28/2019
084527	02/06/2019	W/R	MAYNE TRANSPORTATION LLC	5,337.50	02/12/2019
084528	02/06/2019	W/W	MENARDS	133.50	
084529	02/06/2019	W/R	METRONOME MUSIC STORE	704.94	02/21/2019
084530	02/06/2019	W/R	MID-OHIO ED. SERVICE CENTER	13,730.12	02/11/2019
084531	02/06/2019	W/R	NATIONWIDE CHILDRENS HOSPITAL	48,660.00	02/15/2019
084532	02/06/2019	W/R	ACORN DISTRIBUTORS, INC.	601.10	02/12/2019
084533	02/06/2019	W/R	OHIO HEALTH CONSORTIUM, INC.	257.00	02/13/2019
084534	02/06/2019	W/R	POST MASTER	550.00	02/11/2019
084535	02/06/2019	W/R	QUENCH	39.14	02/12/2019
084536	02/06/2019	W/R	REX PIPE AND SUPPLY CO.	48.82	02/12/2019
084537	02/06/2019	W/R	RUTH, RICHARD A	312.59	02/27/2019
084538	02/06/2019	W/R	RICHLAND CO. JUVENILE COURT	720.00	02/13/2019
084539	02/06/2019	W/R	SCHMIDT SECURITY	220.00	02/12/2019
084540	02/06/2019	W/R	SIEMENS INDUSTRY, INC.	11,808.00	02/11/2019
084541	02/06/2019	W/R	SMETZ'S TIRE SERVICE CENTER	1,051.80	02/13/2019
084542	02/06/2019	W/R	TEAM SPORTS, INC	675.00	02/13/2019
084543	02/06/2019	W/R	OHIO STATE UNIVERSITY	10,000.00	02/13/2019
084544	02/06/2019	W/R	ROSEBERRY, TOMMIE	492.00	02/11/2019
084545	02/06/2019	W/R	OHIO BUREAU OF CRIMINAL IDENT.	208.00	02/15/2019
084546	02/06/2019	W/R	TRUCK SALES & SERVICE, INC.	895.09	02/12/2019
084547	02/06/2019	W/R	VILLAGE OF LEXINGTON	5,718.84	02/12/2019
084548	02/06/2019	W/R	WENDY'S SPRING CLASSIC	200.00	02/26/2019
084549	02/07/2019	W/R	AMAZON.COM/ AMEX	12.19	02/12/2019
084550	02/07/2019	B/R	MADISON LOCAL SCHOOLS	1,200.00	02/11/2019
084551	02/08/2019	B/R	OHIO CARDINAL CONFERENCE	511.00	02/12/2019
084552	02/08/2019	B/R	OHIO CARDINAL CONFERENCE	546.00	02/12/2019
084553	02/11/2019	W/R	HAYES, JAMES	776.28	02/14/2019
084554	02/12/2019	W/R	KEDING, ALEXANDER	125.00	02/25/2019
084555	02/12/2019	W/R	BADERTSCHER, AMANDA	180.00	02/22/2019
084556	02/12/2019	W/R	AWARDSMITH	79.50	02/27/2019
084557	02/12/2019	W/R	BRIDGEWAY ACADEMY	5,252.00	02/25/2019
084558	02/12/2019	W/R	CARDINAL BUS SALES & SERVICE	35.68	02/19/2019

Check#	Check Date	Org Sta	Vendor Paid	Check Amount	Status Date
084559	02/12/2019	W/R	CDI COMPUTERS DEALERS INC.	431.00	02/21/2019
084560	02/12/2019	W/R	CENTER FOR RESPONSIVE SCHOOLS	1,393.00	02/21/2019
084561	02/12/2019	W/R	COWLES, CINDY	734.58	02/19/2019
084562	02/12/2019	W/R	COMMERCIAL PARTS & SERVICE	414.14	02/20/2019
084563	02/12/2019	W/R	CULLIGAN QUALITY WATER	37.00	02/20/2019
084564	02/12/2019	W/R	DO NOT USE	600.00	02/19/2019
084565	02/12/2019	W/R	ELZY MILLING & TRADE LTD.	960.00	02/19/2019
084566	02/12/2019	W/R	EQUIPARTS	211.10	02/19/2019
084567	02/12/2019	W/R	FRONT & CENTER TURF	9,500.00	02/19/2019
084568	02/12/2019	W/R	GIONINO'S PIZZERIA	56.50	02/19/2019
084569	02/12/2019	W/R	GRAINGER	437.88	02/19/2019
084570	02/12/2019	W/R	HEALTHCARE BILLING SERVICES	362.60	02/15/2019
084571	02/12/2019	W/R	VANHOUTEN, JON	125.00	02/19/2019
084572	02/12/2019	W/R	JOSTEN'S	972.95	02/19/2019
084573	02/12/2019	W/W	KELL ACE HARDWARE	75.09	
084574	02/12/2019	W/R	KROGER COMPANY	27.77	02/19/2019
084575	02/12/2019	W/R	MAIN STREET MARKET	45.74	02/19/2019
084576	02/12/2019	W/R	DAVIS, MICHAEL J	250.00	02/19/2019
084577	02/12/2019	W/R	MID-OHIO ED. SERVICE CENTER	458.40	02/15/2019
084578	02/12/2019	W/W	METCALF, MINDY T	125.00	
084579	02/12/2019	W/R	NOVA LUNA EDUC & CONSULTING	972.00	02/20/2019
084580	02/12/2019	W/R	OAASFEP	475.00	02/21/2019
084581	02/12/2019	W/W	OAEP	210.00	
084582	02/12/2019	W/R	CANNON, PATRICK	330.00	02/14/2019
084583	02/12/2019	W/R	HENKELS, PETER	463.60	02/15/2019
084584	02/12/2019	W/R	PSAT/NMSQT	700.00	02/19/2019
084585	02/12/2019	W/R	HOLLOWAY, SHEILA	493.20	02/19/2019
084586	02/12/2019	W/R	SIEMENS INDUSTRY, INC.	646.80	02/19/2019
084587	02/12/2019	W/R	STANDARD PLUMBING & HEATING CO	1,485.71	02/19/2019
084588	02/12/2019	W/R	DEXTER COMPANY	765.87	02/21/2019
084589	02/12/2019	W/R	WEAVER, TROY J	125.00	02/19/2019
084590	02/12/2019	W/R	WASHINGTON AUTO PARTS	1,109.27	02/20/2019
084591	02/12/2019	W/R	WOLFF BROS. SUPPLY, INC.	405.86	02/19/2019
084592	02/12/2019	W/R	WILKINS, ZAK	572.79	02/14/2019
084593	02/14/2019	W/R	HAMPTON INN- BOWLING GREEN	700.40	02/21/2019
084594	02/15/2019	W/R	A.B.L.E.	1,968.75	02/21/2019
084595	02/15/2019	W/R	CLELAND, AMY	100.00	02/19/2019
084596	02/15/2019	W/R	CHARLES RITTER CO.	217.54	02/19/2019
084597	02/15/2019	W/R	DATA RECOGNITION CORPORATION	553.77	02/28/2019
084598	02/15/2019	W/R	JOHNSON, EMILY	25.00	02/22/2019
084599	02/15/2019	W/W	FEUCHT, STEVEN G	210.00	
084600	02/15/2019	W/R	GILBARCO INC.	30.00	02/19/2019
084601	02/15/2019	W/R	MOTTON, JAANA	75.00	02/21/2019
084602	02/15/2019	W/R	VANHOUTEN, JON	218.75	02/21/2019
084603	02/15/2019	W/R	GUY, KATHERINE	288.96	02/22/2019
084604	02/15/2019	W/W	DURYEA, KAYLA	675.00	
084605	02/15/2019	W/R	LEXINGTON LOCAL SCHOOLS	447.50	02/19/2019
084606	02/15/2019	W/W	MAIN STREET MARKET	163.49	
084607	02/15/2019	W/R	MID-OHIO ED. SERVICE CENTER	228.00	02/19/2019
084608	02/15/2019	W/W	HOOVER, PAMELA	25.00	
084609	02/15/2019	W/R	PEPPLE & WAGGONER, LTD.	94.00	02/21/2019
084610	02/15/2019	W/R	PIONEER CTC	626.25	02/25/2019



Check#	Check Date	Org Sta	Vendor Paid	Check Amount	Status Date
084611	02/15/2019	W/R	RC THERAPY SERVICES, INC.	6,365.25	02/25/2019
084612	02/15/2019	W/R	RENHILL GROUP, INC.	8,450.13	02/20/2019
084613	02/15/2019	W/W	LONG, ROGER	80.00	
084614	02/15/2019	W/W	RIGGLEMAN, RYAN	218.75	
084615	02/15/2019	W/R	DOMKA, STEPHEN F	484.76	02/20/2019
084616	02/15/2019	W/R	WEAVER, TROY J	125.00	02/27/2019
084617	02/15/2019	W/R	HITMAN ENTERTAINMENT	170.00	02/19/2019
084618	02/15/2019	W/R	UNIVERSITY OF AKRON	420.00	02/28/2019
084619	02/15/2019	B/R	OTTAWA GLANDORFF	362.00	02/25/2019
084620	02/18/2019	W/R	20th Century Lanes	200.00	02/26/2019
084621	02/18/2019	W/W	LITTLE, ANDY J	125.00	
084622	02/18/2019	W/R	BARTKO, ANTHONY S	105.00	02/26/2019
084623	02/18/2019	W/R	CDW-G	207.95	02/25/2019
084624	02/18/2019	W/R	GUMMER WHOLESALE INC	544.39	02/22/2019
084625	02/18/2019	W/R	HAYES, JAMES	776.28	02/25/2019
084626	02/18/2019	W/W	VANHOUTEN, JON	125.00	
084627	02/18/2019	W/R	DAVIS, MICHAEL J	125.00	02/26/2019
084628	02/18/2019	W/R	ONTARIO ATHLETIC DEPT.	200.00	02/27/2019
084629	02/18/2019	W/R	ORIENTAL TRADING COMPANY	31.03	02/26/2019
084630	02/18/2019	W/R	RICHLAND CO. HEALTH DEPT	1,277.50	02/22/2019
084631	02/18/2019	W/R	ROTH, ROB	90.00	02/19/2019
084632	02/18/2019	W/R	SCHOOL HEALTH CORP.	525.15	02/25/2019
084633	02/18/2019	W/W	THE MEMORY PROJECT INC	315.00	
084634	02/18/2019	W/R	THE CENTER FOR INDIVIDUAL &	2,691.00	02/26/2019
084635	02/19/2019	W/R	KEDING, ALEXANDER	218.75	02/27/2019
084636	02/19/2019	W/R	CBIZ BENEFITS & INSURANCE	2,750.00	02/25/2019
084637	02/19/2019	W/R	CHARLES RITTER CO.	28.19	02/25/2019
084638	02/19/2019	W/W	GRADY ENTERPRISES, INC.	1,117.14	
084639	02/19/2019	W/W	MVD SPORTS	85.25	
084640	02/19/2019	W/W	OHIO DEPART. OF JOB & FAMILY	4.71	
084641	02/19/2019	W/R	CANNON, PATRICK	720.00	02/20/2019
084642	02/19/2019	W/R	SMITHFOODS, INC	2,721.74	02/27/2019
084643	02/19/2019	W/W	OHIO STATE UNIVERSITY	500.00	
084644	02/19/2019	W/R	TRANSPORTATION ACCESSORIES CO.	113.54	02/26/2019
084645	02/19/2019	W/W	US BANK	3,786.84	
084646	02/20/2019	W/R	COURTYARD BY MARRIOTT	1,857.36	02/25/2019
084647	02/21/2019	W/R	MEYER, JEFF	180.00	02/25/2019
084648	02/21/2019	W/R	LONG, ROGER	110.00	02/25/2019
084649	02/21/2019	W/W	SLEEP INN	455.76	
084650	02/25/2019	W/W	ADVANCED TURF SOLUTIONS	2,990.76	
084651	02/25/2019	W/W	BRIDGEWAY ACADEMY	668.50	
084652	02/25/2019	W/W	NEER, CALEB	125.00	
084653	02/25/2019	W/W	CALVERT CATHOLIC SCHOOLS	200.00	
084654	02/25/2019	W/W	CDW-G	100.77	
084655	02/25/2019	W/W	CenturyLink	834.42	
084656	02/25/2019	W/W	CLEVELAND CLINIC CHILDREN'S	1,782.00	
084657	02/25/2019	W/W	COLES ENERGY, INC.	844.49	
084658	02/25/2019	W/W	COLUMBIA GAS OF OHIO	3,677.42	
084659	02/25/2019	W/W	DIRECT ENERGY BUSINESS MARKETI	7,629.79	
084660	02/25/2019	W/W	DO NOT USE	300.00	
084661	02/25/2019	W/W	EQUIPARTS	867.06	
084662	02/25/2019	W/W	NORTH CENTRAL/OSU	9,378.40	

Check#	Check Date	Org Sta	Vendor Paid	Check Amount	Status Date
084663	02/25/2019	W/W	GRAINGER	917.06	
084664	02/25/2019	W/R	POINER, JACOB	439.45	02/27/2019
084665	02/25/2019	W/W	HAYES, JAMES	388.14	
084666	02/25/2019	W/W	VANHOUTEN, JON	125.00	
084667	02/25/2019	W/W	KAHL'S ELECTRIC, INC.	1,072.00	
084668	02/25/2019	W/W	KAHL'S TELECOMMUNICATIONS	160.00	
084669	02/25/2019	W/R	HEIMANN, KAYLA	58.05	02/27/2019
084670	02/25/2019	W/R	LESCH BATTERY & POWER	172.31	02/28/2019
084671	02/25/2019	W/W	LIVING HISTORY PRODUCTIONS	300.00	
084672	02/25/2019	W/W	LOFT VIOLIN SHOP	759.50	
084673	02/25/2019	W/W	MYSTERY SCIENCE	69.00	
084674	02/25/2019	W/W	OHIO.NET INTERNET PROVIDERS	466.39	
084675	02/25/2019	W/W	OMEA	420.00	
084676	02/25/2019	W/W	CONOVER, PAM	77.40	
084677	02/25/2019	W/W	PHONAK LLC	1,809.99	
084678	02/25/2019	W/W	RUMPKE	952.67	
084679	02/25/2019	W/W	DeLUCA, SANDRA	6.99	
084680	02/25/2019	W/W	SHARE CORPORATION	453.77	
084681	02/25/2019	W/W	SIESEL DISTRIBUTING, LLC	1,437.78	
084682	02/25/2019	W/W	STANDARD PLUMBING & HEATING CO	684.54	
084683	02/25/2019	W/W	STAPLES	44.00	
084684	02/25/2019	W/W	TEAM SPORTS, INC	350.00	
084685	02/25/2019	W/W	THERAPRO, INC.	129.80	
084686	02/25/2019	W/W	TREASURER, STATE OF OHIO	100.00	
084687	02/25/2019	W/W	WEAVER, TROY J	125.00	
084688	02/25/2019	W/W	TWO2 ENTERPRISES, LLC	929.09	
084689	02/25/2019	W/W	UCP OF GREATER CLEVELAND	8,400.00	
084690	02/25/2019	W/W	VERIZON WIRELESS	696.15	
084691	02/25/2019	W/W	VILLAGE OF LEXINGTON	29,031.10	
084692	02/25/2019	W/W	WAL-MART DISCOUNT CITIES	56.87	
084693	02/25/2019	W/V	CenturyLink	813.60	02/25/2019
084694	02/25/2019	W/W	CenturyLink	802.56	
084695	02/28/2019	W/W	MEYER, JEFF	220.00	
084696	02/28/2019	W/W	LEXINGTON HIGH SCHOOL	56.77	
084697	02/28/2019	W/W	LONG, ROGER	220.00	
084698	02/28/2019	W/W	COUNTRY INN & SUITES	476.15	
084699	02/28/2019	W/W	STAR LANES AT THE HARBOR	200.00	
084700	02/28/2019	W/W	HAYES, JAMES	776.28	
084701	02/28/2019	W/W	LEXINGTON ATHLETIC DEPT.	2,865.00	
691283	02/05/2019	C/R	LEXINGTON SCHOOLS - PAYROLL	565,291.43	02/28/2019
691285	02/06/2019	M/M	MEMO-S.E.R.S.	3,102.07	
691286	02/06/2019	M/M	MEMO-S.T.R.S.	6,889.15	
691287	02/08/2019	M/M	GORDON FOOD SERVICE	18,197.32	
691288	02/20/2019	C/R	LEXINGTON SCHOOLS - PAYROLL	561,021.07	02/28/2019
691289	02/15/2019	M/M	LEXINGTON SCHOOLS - PAYROLL	15,065.69	
691290	02/21/2019	M/M	ANTHEM BENEFIT SERVICES	373,814.50	
691291	02/21/2019	M/M	MEMO-S.E.R.S.	3,135.02	
691292	02/21/2019	M/M	MEMO-S.T.R.S.	6,889.15	
691293	02/26/2019	M/M	RICHLAND BANK - (MEMO FEE)	202.61	
691294	02/26/2019	M/M	MEMO-MID OHIO ESC	6,572.29	
691295	02/27/2019	M/M	MEMO-S.E.R.S.	44,426.00	
691296	02/27/2019	M/M	MEMO-S.T.R.S.	123,532.00	

Date: 3/04/2019

C H E C K   R E G I S T E R  
Processing Month: February 2019  
LEXINGTON LOCAL SCHOOLS

Page: 5  
(CHKREG)

Check#	Check Date	Org Sta	Vendor Paid	Check Amount	Status Date
Total Checks Issued				\$ 2,020,944.04	

TRANS NO	ITEM NO	TRANS DATE	STS	DESCRIPTION OR SOURCE	TI	FUND	RCPT	SPCC	SUBJ	OPU	TRANS AMOUNT
073416	0001	02/20/2019	A	Prop Tax Adv - Richland Genera	03	001	1111	0000	000000	000	747,780.00
073416	0002	02/20/2019	A	Prop Tax Adv Richland Emerg	03	001	1111	0000	000000	000	392,040.00
RCPT CODE SUB-TOTAL:											1,139,820.00
073360	0001	02/05/2019	A	Preschool tuition	03	001	1211	0000	000000	500	400.00
073372	0001	02/07/2019	A	Preschool tuition	03	001	1211	0000	000000	500	350.00
073387	0001	02/12/2019	A	Preschool tuition	03	001	1211	0000	000000	500	800.00
073391	0001	02/13/2019	A	Tuition pymt	03	001	1211	0000	000000	000	3,100.65
073392	0001	02/13/2019	A	tuition pymt	03	001	1211	0000	000000	000	2,480.52
073398	0001	02/14/2019	A	Preschool tuition	03	001	1211	0000	000000	500	200.00
073415	0001	02/15/2019	A	Preschool tuition	03	001	1211	0000	000000	500	450.00
073425	0001	02/19/2019	A	Tuition pymt	03	001	1211	0000	000000	000	1,240.26
073427	0001	02/19/2019	A	Preschool tuition	03	001	1211	0000	000000	500	100.00
073431	0001	02/21/2019	A	Preschool tuition	03	001	1211	0000	000000	500	300.00
073450	0001	02/25/2019	A	Preschool tuition	03	001	1211	0000	000000	500	150.00
073459	0001	02/27/2019	A	Preschool tuition	03	001	1211	0000	000000	500	400.00
073460	0001	02/28/2019	A	Preschool tuition	03	001	1211	0000	000000	500	200.00
RCPT CODE SUB-TOTAL:											10,171.43
073438	0020	02/22/2019	A	JV50 SF14 Reg Tuition Pos	03	001	1221	0000	000000	000	20,188.67
RCPT CODE SUB-TOTAL:											20,188.67
073438	0019	02/22/2019	A	JV98 SF6 Excess Cost Pos	03	001	1223	0000	000000	000	8,032.40
073438	0021	02/22/2019	A	JV52 SF14 SpecEd Tuition Pos	03	001	1223	0000	000000	000	22,893.88
RCPT CODE SUB-TOTAL:											30,926.28
073344	0012	02/08/2019	A	Open Enrollment Revenue	03	001	1227	0000	000000	000	150.50
073438	0012	02/22/2019	A	Open Enrollment Revenue	03	001	1227	0000	000000	000	150.50
RCPT CODE SUB-TOTAL:											301.00
073471	0001	02/28/2019	A	Richland Bank Interest	03	001	1410	0000	000000	000	10,624.37
RCPT CODE SUB-TOTAL:											10,624.37
073361	0001	02/05/2019	A	School fees	03	001	1740	0000	000000	300	450.00
073379	0001	02/08/2019	A	HS fees	03	001	1740	0000	000000	100	420.00
073380	0001	02/08/2019	A	HS fees	03	001	1740	0000	000000	100	142.00
073397	0001	02/14/2019	A	School fees	03	001	1740	0000	000000	300	300.00
073402	0001	02/15/2019	A	school fees	03	001	1740	0000	000000	100	2,110.00

STATUS (STS) CODES:

A-RECEIPT B-REFUND OF RECEIPT V-VOID REFUND OF RECEIPT X-REDUCTION OF EXPENDITURE  
 C-APPROPRIATION OR BUDGET MODIFICATIONS D-EXPENSE/SUPPLIES DISTRIBUTION F-FUND TO FUND TRANSFER

TRANS NO	ITEM NO	TRANS DATE	STS	DESCRIPTION OR SOURCE	TI	FUND	RCPT	SPCC	SUBJ	OPU	TRANS AMOUNT
073403	0001	02/15/2019	A	school fees	03	001	1740	0000	000000	100	664.00
073406	0001	02/15/2019	A	school fees	03	001	1740	0000	000000	100	140.00
073414	0001	02/15/2019	A	school fees	03	001	1740	0000	000000	500	10.00
073420	0001	02/15/2019	A	school fees	03	001	1740	0000	000000	100	2,110.00
073421	0001	02/15/2019	A	Summer PE	03	001	1740	0000	080999	100	1,900.00
073421	0002	02/15/2019	A	School fees	03	001	1740	0000	000000	100	210.00
073435	0001	02/22/2019	A	School fees	03	001	1740	0000	000000	100	210.00
073448	0001	02/22/2019	A	School fees	03	001	1740	0000	000000	400	28.00
073453	0001	02/26/2019	A	School fees	03	001	1740	0000	000000	300	90.00
073455	0001	02/26/2019	A	School fees	03	001	1740	0000	000000	100	147.00
073469	0001	02/28/2019	A	HS Fees - Pay For It	03	001	1740	0000	000000	100	104.00
073469	0002	02/28/2019	A	Central Fees - Pay For It	03	001	1740	0000	000000	400	90.00
073469	0003	02/28/2019	A	Jr High Fees - Pay For It	03	001	1740	0000	000000	400	92.00
073469	0004	02/28/2019	A	Eastern Fees - Pay For It	03	001	1740	0000	000000	400	210.00
073469	0005	02/28/2019	A	Western Fees - Pay For It	03	001	1740	0000	000000	400	60.00
RCPT CODE SUB-TOTAL:											5,267.00
073377	0004	02/11/2019	A	Wrestling Tourn Cust bene	03	001	1890	0000	000000	000	88.59
073391	0002	02/13/2019	A	Jury duty- Rice	03	001	1890	0000	000000	000	20.00
073440	0002	02/25/2019	A	Ashland U Transportation Reimb	03	001	1890	0000	000000	000	100.00
073442	0001	02/26/2019	A	School Specialty Refund	03	001	1890	0000	000000	000	342.84
073456	0004	02/26/2019	A	Girls Sect Benefits 2/20 & 23	03	001	1890	0000	000000	000	73.88
RCPT CODE SUB-TOTAL:											625.31
073344	0001	02/08/2019	A	Opportunity Grant	03	001	3110	0000	000000	000	307,718.42
073344	0002	02/08/2019	A	Targeted Assistance	03	001	3110	0000	000000	000	32,618.99
073344	0003	02/08/2019	A	K-3 Literacy Funding	03	001	3110	0000	000000	000	5,955.03
073344	0005	02/08/2019	A	Limited English Prof Funding	03	001	3110	0000	000000	000	87.85
073344	0006	02/08/2019	A	Gifted Education Funding	03	001	3110	0000	000000	000	5,105.24
073344	0007	02/08/2019	A	Transportation	03	001	3110	0000	000000	000	22,023.90
073344	0008	02/08/2019	A	Special Education Funding	03	001	3110	0000	000000	000	49,262.66
073344	0010	02/08/2019	A	Preschool Special Educ Funding	03	001	3110	0000	000000	000	9,232.59
073344	0011	02/08/2019	A	Special Educ Transportation	03	001	3110	0000	000000	000	1,871.36
073438	0001	02/22/2019	A	Opportunity Grant	03	001	3110	0000	000000	000	308,302.10
073438	0002	02/22/2019	A	Targeted Assistance	03	001	3110	0000	000000	000	32,424.65
073438	0003	02/22/2019	A	K-3 Literacy Funding	03	001	3110	0000	000000	000	6,003.70
073438	0005	02/22/2019	A	Limited English Prof Funding	03	001	3110	0000	000000	000	88.23
073438	0006	02/22/2019	A	Gifted Education Funding	03	001	3110	0000	000000	000	5,080.98
073438	0007	02/22/2019	A	Transportation	03	001	3110	0000	000000	000	22,023.01
073438	0008	02/22/2019	A	Special Education Funding	03	001	3110	0000	000000	000	48,862.06
073438	0010	02/22/2019	A	Preschool Special Educ Funding	03	001	3110	0000	000000	000	8,213.81
073438	0011	02/22/2019	A	Special Educ Transportation	03	001	3110	0000	000000	000	1,871.36

STATUS (STS) CODES:

A-RECEIPT B-REFUND OF RECEIPT V-VOID REFUND OF RECEIPT X-REDUCTION OF EXPENDITURE  
 C-APPROPRIATION OR BUDGET MODIFICATIONS D-EXPENSE/SUPPLIES DISTRIBUTION F-FUND TO FUND TRANSFER

TRANS NO	ITEM NO	TRANS DATE	STS	DESCRIPTION OR SOURCE	TI	FUND	RCPT	SPCC	SUBJ	DPV	TRANS AMOUNT
RCPT CODE SUB-TOTAL:											866,745.94
073344	0004	02/08/2019	A	Economic Disadvantaged Funding	03	001	3211	0000	000000	000	1,620.40
073438	0004	02/22/2019	A	Economic Disadvantaged Funding	03	001	3211	0000	000000	000	1,645.70
RCPT CODE SUB-TOTAL:											3,266.10
073344	0009	02/08/2019	A	Career Tech Education Funding	03	001	3219	0000	000000	000	550.46
073438	0009	02/22/2019	A	Career Tech Education Funding	03	001	3219	0000	000000	000	949.66
RCPT CODE SUB-TOTAL:											1,500.12
073458	0001	02/22/2019	A	MEDICAID Recd -2/7/19	03	001	3300	0000	000000	000	325.62
073458	0002	02/22/2019	A	MEDICAID Recd 2/14/19	03	001	3300	0000	000000	000	56.92
073458	0003	02/22/2019	A	MEDICAID Recd 2/22/19	03	001	3300	0000	000000	000	242.88
073468	0001	02/28/2019	A	MEDICAID Recd 2/28/19	03	001	3300	0000	000000	000	6,453.67
RCPT CODE SUB-TOTAL:											7,079.09
073440	0001	02/25/2019	A	Imperial Autism Refund	03	001	5300	0000	000000	000	4,000.00
RCPT CODE SUB-TOTAL:											4,000.00
FUND CODE SUB-TOTAL:											2,100,515.31
073416	0003	02/20/2019	A	Prop Tax Adv Richland Perm Imp	03	003	1111	0000	000000	000	70,180.00
RCPT CODE SUB-TOTAL:											70,180.00
FUND CODE SUB-TOTAL:											70,180.00
073471	0004	02/28/2019	A	Richland Bank Interest	03	006	1410	0000	000000	000	0.00
RCPT CODE SUB-TOTAL:											0.00
073386	0026	02/08/2019	A	HS Breakfast	03	006	1511	0000	000000	100	84.15
073386	0027	02/08/2019	A	Jr. Hi Breakfast	03	006	1511	0000	000000	200	40.65
073386	0028	02/08/2019	A	Eastern Breakfast	03	006	1511	0000	000000	300	55.25
073386	0029	02/08/2019	A	Central Breakfast	03	006	1511	0000	000000	400	52.20
073386	0030	02/08/2019	A	Western Breakfast	03	006	1511	0000	000000	500	50.60
073413	0026	02/15/2019	A	HS Breakfast	03	006	1511	0000	000000	100	65.15

STATUS (STS) CODES:

A-RECEIPT B-REFUND OF RECEIPT V-VOID REFUND OF RECEIPT X-REDUCTION OF EXPENDITURE  
 C-APPROPRIATION OR BUDGET MODIFICATIONS D-EXPENSE/SUPPLIES DISTRIBUTION F-FUND TO FUND TRANSFER

TRANS NO	ITEM NO	TRANS DATE	STS	DESCRIPTION OR SOURCE	TI	FUND	RCPT	SPCC	SUBJ	OPU	TRANS AMOUNT
073413	0027	02/15/2019	A	Jr. Hi Breakfast	03	006	1511	0000	000000	200	14.45
073413	0028	02/15/2019	A	Eastern Breakfast	03	006	1511	0000	000000	300	21.90
073413	0029	02/15/2019	A	Central Breakfast	03	006	1511	0000	000000	400	22.10
073413	0030	02/15/2019	A	Western Breakfast	03	006	1511	0000	000000	500	32.00
073457	0026	02/22/2019	A	HS Breakfast	03	006	1511	0000	000000	100	62.40
073457	0027	02/22/2019	A	Jr. Hi Breakfast	03	006	1511	0000	000000	200	24.45
073457	0028	02/22/2019	A	Eastern Breakfast	03	006	1511	0000	000000	300	24.00
073457	0029	02/22/2019	A	Central Breakfast	03	006	1511	0000	000000	400	37.50
073457	0030	02/22/2019	A	Western Breakfast	03	006	1511	0000	000000	500	25.35
073470	0026	02/28/2019	A	HS Breakfast	03	006	1511	0000	000000	100	109.70
073470	0027	02/28/2019	A	Jr. Hi Breakfast	03	006	1511	0000	000000	200	31.20
073470	0028	02/28/2019	A	Eastern Breakfast	03	006	1511	0000	000000	300	46.90
073470	0029	02/28/2019	A	Central Breakfast	03	006	1511	0000	000000	400	51.90
073470	0030	02/28/2019	A	Western Breakfast	03	006	1511	0000	000000	500	61.00

RCPT CODE SUB-TOTAL: 912.85

073386	0001	02/08/2019	A	HS Stu. Type A	03	006	1512	0000	000000	100	2,605.95
073386	0005	02/08/2019	A	HS ROA Stu. Type A	03	006	1512	0000	000000	100	1,869.95-
073386	0006	02/08/2019	A	Jr Hi Stu. Type A	03	006	1512	0000	000000	200	1,229.45
073386	0010	02/08/2019	A	Jr. Hi ROA Stu Type A	03	006	1512	0000	000000	200	857.40-
073386	0011	02/08/2019	A	Eastern Stu. Type A	03	006	1512	0000	000000	300	1,355.70
073386	0015	02/08/2019	A	Eastern ROA Stu. Type A	03	006	1512	0000	000000	300	917.81-
073386	0016	02/08/2019	A	Central Stu. Type A	03	006	1512	0000	000000	400	1,198.45
073386	0020	02/08/2019	A	Central ROA Stu. Type A	03	006	1512	0000	000000	400	819.34-
073386	0021	02/08/2019	A	Western Stu. Type A	03	006	1512	0000	000000	500	1,048.65
073386	0025	02/08/2019	A	Western ROA Stu. Type A	03	006	1512	0000	000000	500	919.80-
073413	0001	02/15/2019	A	HS Stu. Type A	03	006	1512	0000	000000	100	2,012.40
073413	0005	02/15/2019	A	HS ROA Stu. Type A	03	006	1512	0000	000000	100	1,364.60-
073413	0006	02/15/2019	A	Jr Hi Stu. Type A	03	006	1512	0000	000000	200	1,042.90
073413	0010	02/15/2019	A	Jr. Hi ROA Stu Type A	03	006	1512	0000	000000	200	810.10-
073413	0011	02/15/2019	A	Eastern Stu. Type A	03	006	1512	0000	000000	300	1,126.00
073413	0015	02/15/2019	A	Eastern ROA Stu. Type A	03	006	1512	0000	000000	300	691.84-
073413	0016	02/15/2019	A	Central Stu. Type A	03	006	1512	0000	000000	400	963.80
073413	0020	02/15/2019	A	Central ROA Stu. Type A	03	006	1512	0000	000000	400	506.09-
073413	0021	02/15/2019	A	Western Stu. Type A	03	006	1512	0000	000000	500	836.40
073413	0025	02/15/2019	A	Western ROA Stu. Type A	03	006	1512	0000	000000	500	674.40-
073457	0001	02/22/2019	A	HS Stu. Type A	03	006	1512	0000	000000	100	2,045.65
073457	0005	02/22/2019	A	HS ROA Stu. Type A	03	006	1512	0000	000000	100	1,373.00-
073457	0006	02/22/2019	A	Jr Hi Stu. Type A	03	006	1512	0000	000000	200	1,007.95
073457	0010	02/22/2019	A	Jr. Hi ROA Stu Type A	03	006	1512	0000	000000	200	587.95-
073457	0011	02/22/2019	A	Eastern Stu. Type A	03	006	1512	0000	000000	300	1,100.10
073457	0015	02/22/2019	A	Eastern ROA Stu. Type A	03	006	1512	0000	000000	300	899.59-
073457	0016	02/22/2019	A	Central Stu. Type A	03	006	1512	0000	000000	400	899.80

STATUS (STS) CODES:

A-RECEIPT B-REFUND OF RECEIPT V-VOID REFUND OF RECEIPT X-REDUCTION OF EXPENDITURE  
 C-APPROPRIATION OR BUDGET MODIFICATIONS D-EXPENSE/SUPPLIES DISTRIBUTION F-FUND TO FUND TRANSFER

TRANS NO	ITEM NO	TRANS DATE	STS	DESCRIPTION OR SOURCE	TI	FUND	RCPT	SPCC	SUBJ	OPU	TRANS AMOUNT
073457	0020	02/22/2019	A	Central ROA Stu. Type A	03	006	1512	0000	000000	400	674.67-
073457	0021	02/22/2019	A	Western Stu. Type A	03	006	1512	0000	000000	500	750.35
073457	0025	02/22/2019	A	Western ROA Stu. Type A	03	006	1512	0000	000000	500	534.15-
073469	0006	02/28/2019	A	HS Lunch - Pay For It	03	006	1512	0000	000000	100	5,037.65
073469	0007	02/28/2019	A	Jr High Lunch - Pay For It	03	006	1512	0000	000000	200	2,641.20
073469	0008	02/28/2019	A	Eastern Lunch - Pay For It	03	006	1512	0000	000000	300	2,660.15
073469	0009	02/28/2019	A	Central Lunch - Pay For It	03	006	1512	0000	000000	400	2,071.80
073469	0010	02/28/2019	A	Western Lunch - Pay For It	03	006	1512	0000	000000	500	2,447.25
073470	0001	02/28/2019	A	HS Stu. Type A	03	006	1512	0000	000000	100	2,108.10
073470	0005	02/28/2019	A	HS ROA Stu. Type A	03	006	1512	0000	000000	100	908.23-
073470	0006	02/28/2019	A	Jr Hi Stu. Type A	03	006	1512	0000	000000	200	968.45
073470	0010	02/28/2019	A	Jr. Hi ROA Stu Type A	03	006	1512	0000	000000	200	865.15-
073470	0011	02/28/2019	A	Eastern Stu. Type A	03	006	1512	0000	000000	300	1,112.30
073470	0015	02/28/2019	A	Eastern ROA Stu. Type A	03	006	1512	0000	000000	300	473.45-
073470	0016	02/28/2019	A	Central Stu. Type A	03	006	1512	0000	000000	400	881.75
073470	0020	02/28/2019	A	Central ROA Stu. Type A	03	006	1512	0000	000000	400	438.13-
073470	0021	02/28/2019	A	Western Stu. Type A	03	006	1512	0000	000000	500	804.95
073470	0025	02/28/2019	A	Western ROA Stu. Type A	03	006	1512	0000	000000	500	610.00-
RCPT CODE SUB-TOTAL:											23,161.50
073386	0003	02/08/2019	A	HS Stu. ALa Carte	03	006	1513	0000	000000	100	1,177.90
073386	0008	02/08/2019	A	Jr. Hi Stu. Ala Carte	03	006	1513	0000	000000	200	435.90
073386	0013	02/08/2019	A	Eastern Stu. Ala Carte	03	006	1513	0000	000000	300	269.56
073386	0018	02/08/2019	A	Central Stu. Ala Carte	03	006	1513	0000	000000	400	205.50
073386	0023	02/08/2019	A	Western Stu. Ala Carte	03	006	1513	0000	000000	500	154.50
073413	0003	02/15/2019	A	HS Stu. ALa Carte	03	006	1513	0000	000000	100	1,075.35
073413	0008	02/15/2019	A	Jr. Hi Stu. Ala Carte	03	006	1513	0000	000000	200	354.75
073413	0013	02/15/2019	A	Eastern Stu. Ala Carte	03	006	1513	0000	000000	300	188.30
073413	0018	02/15/2019	A	Central Stu. Ala Carte	03	006	1513	0000	000000	400	102.50
073413	0023	02/15/2019	A	Western Stu. Ala Carte	03	006	1513	0000	000000	500	105.25
073457	0003	02/22/2019	A	HS Stu. ALa Carte	03	006	1513	0000	000000	100	1,087.70
073457	0008	02/22/2019	A	Jr. Hi Stu. Ala Carte	03	006	1513	0000	000000	200	300.40
073457	0013	02/22/2019	A	Eastern Stu. Ala Carte	03	006	1513	0000	000000	300	188.30
073457	0018	02/22/2019	A	Central Stu. Ala Carte	03	006	1513	0000	000000	400	154.25
073457	0023	02/22/2019	A	Western Stu. Ala Carte	03	006	1513	0000	000000	500	105.00
073470	0003	02/28/2019	A	HS Stu. ALa Carte	03	006	1513	0000	000000	100	1,042.10
073470	0008	02/28/2019	A	Jr. Hi Stu. Ala Carte	03	006	1513	0000	000000	200	335.15
073470	0013	02/28/2019	A	Eastern Stu. Ala Carte	03	006	1513	0000	000000	300	209.30
073470	0018	02/28/2019	A	Central Stu. Ala Carte	03	006	1513	0000	000000	400	158.50
073470	0023	02/28/2019	A	Western Stu. Ala Carte	03	006	1513	0000	000000	500	81.80
RCPT CODE SUB-TOTAL:											7,732.01

STATUS (STS) CODES:

A-RECEIPT    B-REFUND OF RECEIPT    V-VOID REFUND OF RECEIPT    X-REDUCTION OF EXPENDITURE  
 C-APPROPRIATION OR BUDGET MODIFICATIONS    D-EXPENSE/SUPPLIES DISTRIBUTION    F-FUND TO FUND TRANSFER



TRANS NO	ITEM NO	TRANS DATE	STS	DESCRIPTION OR SOURCE	TI	FUND	RCPT	SPCC	SUBJ	OPU	TRANS AMOUNT
073386	0002	02/08/2019	A	HS Stu. Milk	03	006	1514	0000	000000	100	50.00
073386	0007	02/08/2019	A	Jr. Hi. Stu Milk	03	006	1514	0000	000000	200	5.50
073386	0012	02/08/2019	A	Eastern Stu. Milk	03	006	1514	0000	000000	300	5.50
073386	0017	02/08/2019	A	Central Stu. Milk	03	006	1514	0000	000000	400	12.50
073386	0022	02/08/2019	A	Western Stu. Milk	03	006	1514	0000	000000	500	13.00
073413	0002	02/15/2019	A	HS Stu. Milk	03	006	1514	0000	000000	100	28.00
073413	0007	02/15/2019	A	Jr. Hi. Stu Milk	03	006	1514	0000	000000	200	3.00
073413	0012	02/15/2019	A	Eastern Stu. Milk	03	006	1514	0000	000000	300	3.50
073413	0017	02/15/2019	A	Central Stu. Milk	03	006	1514	0000	000000	400	8.00
073413	0022	02/15/2019	A	Western Stu. Milk	03	006	1514	0000	000000	500	12.00
073457	0002	02/22/2019	A	HS Stu. Milk	03	006	1514	0000	000000	100	24.00
073457	0007	02/22/2019	A	Jr. Hi. Stu Milk	03	006	1514	0000	000000	200	3.00
073457	0012	02/22/2019	A	Eastern Stu. Milk	03	006	1514	0000	000000	300	5.00
073457	0017	02/22/2019	A	Central Stu. Milk	03	006	1514	0000	000000	400	10.00
073457	0022	02/22/2019	A	Western Stu. Milk	03	006	1514	0000	000000	500	7.50
073470	0002	02/28/2019	A	HS Stu. Milk	03	006	1514	0000	000000	100	20.50
073470	0007	02/28/2019	A	Jr. Hi. Stu Milk	03	006	1514	0000	000000	200	3.00
073470	0012	02/28/2019	A	Eastern Stu. Milk	03	006	1514	0000	000000	300	5.50
073470	0017	02/28/2019	A	Central Stu. Milk	03	006	1514	0000	000000	400	15.00
073470	0022	02/28/2019	A	Western Stu. Milk	03	006	1514	0000	000000	500	10.00

RCPT CODE SUB-TOTAL: 244.50

073386	0004	02/08/2019	A	HS Adult Ala Carte	03	006	1523	0000	000000	100	137.80
073386	0009	02/08/2019	A	Jr. Hi Adult Ala Carte	03	006	1523	0000	000000	200	20.25
073386	0014	02/08/2019	A	Eastern Adult Ala Carte	03	006	1523	0000	000000	300	45.25
073386	0019	02/08/2019	A	Central Adult Ala Carte	03	006	1523	0000	000000	400	18.00
073386	0024	02/08/2019	A	Western Adult Ala Carte	03	006	1523	0000	000000	500	22.75
073413	0004	02/15/2019	A	HS Adult Ala Carte	03	006	1523	0000	000000	100	107.35
073413	0009	02/15/2019	A	Jr. Hi Adult Ala Carte	03	006	1523	0000	000000	200	14.75
073413	0014	02/15/2019	A	Eastern Adult Ala Carte	03	006	1523	0000	000000	300	32.50
073413	0019	02/15/2019	A	Central Adult Ala Carte	03	006	1523	0000	000000	400	20.00
073413	0024	02/15/2019	A	Western Adult Ala Carte	03	006	1523	0000	000000	500	22.00
073457	0004	02/22/2019	A	HS Adult Ala Carte	03	006	1523	0000	000000	100	118.30
073457	0009	02/22/2019	A	Jr. Hi Adult Ala Carte	03	006	1523	0000	000000	200	17.00
073457	0014	02/22/2019	A	Eastern Adult Ala Carte	03	006	1523	0000	000000	300	36.00
073457	0019	02/22/2019	A	Central Adult Ala Carte	03	006	1523	0000	000000	400	26.50
073457	0024	02/22/2019	A	Western Adult Ala Carte	03	006	1523	0000	000000	500	17.25
073470	0004	02/28/2019	A	HS Adult Ala Carte	03	006	1523	0000	000000	100	94.25
073470	0009	02/28/2019	A	Jr. Hi Adult Ala Carte	03	006	1523	0000	000000	200	15.10
073470	0014	02/28/2019	A	Eastern Adult Ala Carte	03	006	1523	0000	000000	300	17.75
073470	0019	02/28/2019	A	Central Adult Ala Carte	03	006	1523	0000	000000	400	12.25
073470	0024	02/28/2019	A	Western Adult Ala Carte	03	006	1523	0000	000000	500	13.00

RCPT CODE SUB-TOTAL: 808.05

STATUS (STS) CODES:

A-RECEIPT B-REFUND OF RECEIPT V-VOID REFUND OF RECEIPT X-REDUCTION OF EXPENDITURE  
 C-APPROPRIATION OR BUDGET MODIFICATIONS D-EXPENSE/SUPPLIES DISTRIBUTION F-FUND TO FUND TRANSFER

TRANS NO	ITEM NO	TRANS DATE	STS	DESCRIPTION OR SOURCE	TI	FUND	RCPT	SPCC	SUBJ	OPU	TRANS AMOUNT
073356	0001	02/04/2019	A	Preschool snacks	03	006	1890	0000	000000	000	447.75
073444	0001	02/19/2019	A	Preschool snacks	03	006	1890	0000	000000	000	447.50
RCPT CODE SUB-TOTAL:											895.25
073349	0001	02/11/2019	A	Federal Reimb Lunch High	03	006	4120	0000	000000	100	5,063.11
073349	0002	02/11/2019	A	Federal Reimb Lunch Jr High	03	006	4120	0000	000000	200	3,461.42
073349	0003	02/11/2019	A	Federal Reimb Lunch Central	03	006	4120	0000	000000	400	3,769.26
073349	0004	02/11/2019	A	Federal Reimb Lunch East	03	006	4120	0000	000000	300	5,705.13
073349	0005	02/11/2019	A	Federal Reimb Lunch Western	03	006	4120	0000	000000	500	3,232.23
073349	0006	02/11/2019	A	Fed Reimb Breakfast - High	03	006	4120	0000	000000	100	368.55
073349	0007	02/11/2019	A	Federal Reimb Breakfast - Jr H	03	006	4120	0000	000000	200	241.22
073349	0008	02/11/2019	A	Federal Reimb Break - Central	03	006	4120	0000	000000	400	509.50
073349	0009	02/11/2019	A	Federal Reimb Break - East	03	006	4120	0000	000000	300	1,033.08
073349	0010	02/11/2019	A	Federal Reimb Break - Western	03	006	4120	0000	000000	500	592.18
073349	0011	02/11/2019	A	Preschool Milk - Western	03	006	4120	1280	000000	500	47.30
073439	0001	02/26/2019	A	Federal Reimb Lunch High	03	006	4120	0000	000000	100	5,442.12
073439	0002	02/26/2019	A	Federal Reimb Lunch Jr High	03	006	4120	0000	000000	200	3,997.66
073439	0003	02/26/2019	A	Federal Reimb Lunch Central	03	006	4120	0000	000000	400	4,299.32
073439	0004	02/26/2019	A	Federal Reimb Lunch East	03	006	4120	0000	000000	300	6,395.26
073439	0005	02/26/2019	A	Federal Reimb Lunch Western	03	006	4120	0000	000000	500	3,613.68
073439	0006	02/26/2019	A	Fed Reimb Breakfast - High	03	006	4120	0000	000000	100	307.99
073439	0007	02/26/2019	A	Federal Reimb Breakfast - Jr H	03	006	4120	0000	000000	200	214.76
073439	0008	02/26/2019	A	Federal Reimb Break - Central	03	006	4120	0000	000000	400	496.93
073439	0009	02/26/2019	A	Federal Reimb Break - East	03	006	4120	0000	000000	300	1,274.71
073439	0010	02/26/2019	A	Federal Reimb Break - Western	03	006	4120	0000	000000	500	618.58
073439	0011	02/26/2019	A	Preschool Milk - Western	03	006	4120	1280	000000	500	50.34
RCPT CODE SUB-TOTAL:											50,734.33
FUND CODE SUB-TOTAL:											84,488.49
073471	0005	02/28/2019	A	Richland Bank Interest	03	007	1410	9100	000000	000	15.47
RCPT CODE SUB-TOTAL:											15.47
073364	0001	02/06/2019	A	Martin Hall Donation	03	007	1820	9100	000000	000	2,178.88
RCPT CODE SUB-TOTAL:											2,178.88
FUND CODE SUB-TOTAL:											2,194.35

STATUS (STS) CODES:

A-RECEIPT    B-REFUND OF RECEIPT    V-VOID REFUND OF RECEIPT    X-REDUCTION OF EXPENDITURE  
 C-APPROPRIATION OR BUDGET MODIFICATIONS    D-EXPENSE/SUPPLIES DISTRIBUTION    F-FUND TO FUND TRANSFER

TRANS NO	ITEM NO	TRANS DATE	STS	DESCRIPTION OR SOURCE	TI	FUND	RCPT	SPCC	SUBJ	OPU	TRANS AMOUNT
073471	0003	02/28/2019	A	Richland Bank Interest	03	007	1410	9800	000000	000	16.92
RCPT CODE SUB-TOTAL:											16.92
FUND CODE SUB-TOTAL:											16.92
073359	0001	02/05/2019	A	OhioPyle commission	03	018	1690	9100	000000	000	37.87
073381	0001	02/08/2019	A	MD coffee service	03	018	1690	9100	000000	000	56.75
073393	0001	02/13/2019	A	Youth in gov't Candy sales	03	018	1690	9100	000000	000	92.00
073404	0001	02/15/2019	A	MD coffee service	03	018	1690	9100	000000	000	57.56
073436	0001	02/22/2019	A	MD coffee service	03	018	1690	9100	000000	000	39.09
RCPT CODE SUB-TOTAL:											283.27
FUND CODE SUB-TOTAL:											283.27
073448	0002	02/22/2019	A	school fees princ acct	03	018	1630	9400	000000	000	2.00
073448	0003	02/22/2019	A	Staff yearbook	03	018	1630	9400	000000	000	12.00
073461	0001	02/28/2019	A	Central Yearbooks	03	018	1630	9400	000000	000	39.00
RCPT CODE SUB-TOTAL:											53.00
FUND CODE SUB-TOTAL:											53.00
073414	0002	02/15/2019	A	school fees princ acct	03	018	1630	9500	000000	000	3.50
073449	0001	02/25/2019	A	Donations for Kapustar	03	018	1630	9500	000000	000	100.00
RCPT CODE SUB-TOTAL:											103.50
FUND CODE SUB-TOTAL:											103.50
073350	0001	02/04/2019	A	Wrestling Tourn adm 2/2	03	022	1615	9601	000000	000	2,840.00
073377	0001	02/11/2019	A	Wrestling Tourn Cust OT costs	03	022	1615	9601	000000	000	573.40-
073377	0003	02/11/2019	A	Wrestling Tourn Cust Benefits	03	022	1615	9601	000000	000	88.59-
073445	0001	02/21/2019	A	Girls Sect Tourn Adm 2/20	03	022	1615	9601	000000	000	960.00
073451	0001	02/25/2019	A	Sect Girls BB Tourn adm 2/23	03	022	1615	9601	000000	000	2,456.00
073456	0002	02/26/2019	A	Girls Sect Cust OT 2/20 & 23	03	022	1615	9601	000000	000	478.26-
073456	0003	02/26/2019	A	Girls Sect Benefits 2/20 & 23	03	022	1615	9601	000000	000	73.88-
RCPT CODE SUB-TOTAL:											5,041.87

STATUS (STS) CODES:

A-RECEIPT B-REFUND OF RECEIPT V-VOID REFUND OF RECEIPT X-REDUCTION OF EXPENDITURE  
 C-APPROPRIATION OR BUDGET MODIFICATIONS D-EXPENSE/SUPPLIES DISTRIBUTION F-FUND TO FUND TRANSFER

TRANS NO	ITEM NO	TRANS DATE	STS	DESCRIPTION OR SOURCE	TI	FUND	RCPT	SPCC	SUBJ	OPU	TRANS AMOUNT
073466	0001	02/26/2019	A	OHSAA Tourn Reimb - Reg Wrestl	03	022	1690	9601	000000	000	480.00
											RCPT CODE SUB-TOTAL: 480.00
											FUND CODE SUB-TOTAL: 5,521.87
073471	0002	02/28/2019	A	Richland Bank Int. 024	03	024	1410	0000	000000	000	2,139.93
											RCPT CODE SUB-TOTAL: 2,139.93
073365	0001	02/06/2019	A	Ramey Jan ins	03	024	1872	0000	000000	000	71.79
073411	0001	02/20/2019	A	Employees' Premiums Feb	03	024	1872	0000	000000	000	66,874.47
073412	0001	02/20/2019	A	Board's Premiums Feb	03	024	1872	0000	000000	000	373,914.50
073432	0001	02/22/2019	A	Ramey Feb ins	03	024	1872	0000	000000	000	143.57
073441	0001	02/25/2019	A	Heck Jan Cobra	03	024	1872	0000	000000	000	2,114.31
											RCPT CODE SUB-TOTAL: 443,018.64
											FUND CODE SUB-TOTAL: 445,158.57
073454	0001	02/26/2019	A	French Club dues	03	200	1630	9105	000000	000	35.00
											RCPT CODE SUB-TOTAL: 35.00
											FUND CODE SUB-TOTAL: 35.00
073399	0001	02/14/2019	A	Recycling	03	200	1690	9108	000000	000	122.89
073405	0001	02/15/2019	A	recycling	03	200	1690	9108	000000	000	22.00
											RCPT CODE SUB-TOTAL: 144.89
											FUND CODE SUB-TOTAL: 144.89
073401	0001	02/15/2019	A	Valentine gram sales	03	200	1620	9114	000000	000	62.00
											RCPT CODE SUB-TOTAL: 62.00
073364	0002	02/06/2019	A	Sainiak donation-Stu Council	03	200	1690	9114	000000	000	92.98
											RCPT CODE SUB-TOTAL: 92.98

STATUS (STS) CODES:

A-RECEIPT B-REFUND OF RECEIPT V-VOID REFUND OF RECEIPT X-REDUCTION OF EXPENDITURE  
C-APPROPRIATION OR BUDGET MODIFICATIONS D-EXPENSE/SUPPLIES DISTRIBUTION F-FUND TO FUND TRANSFER

25

TRANS NO	ITEM NO	TRANS DATE	STS	DESCRIPTION OR SOURCE	TI	FUND	RCPT	SPCC	SUBJ	OPU	TRANS AMOUNT
FUND CODE SUB-TOTAL:											154.98
073362	0001	02/04/2019	A	Key Club shirt sales	03	200	1690	9115	000000	000	43.00
073363	0001	02/05/2019	A	Key Club shirt sales	03	200	1690	9115	000000	000	5.00
RCPT CODE SUB-TOTAL:											48.00
FUND CODE SUB-TOTAL:											48.00
073353	0001	02/04/2019	A	Yearbook sales	03	200	1620	9119	000000	000	100.00
073400	0001	02/14/2019	A	Yearbook sale	03	200	1620	9119	000000	000	60.00
073437	0001	02/22/2019	A	Yearbook sales	03	200	1620	9119	000000	000	120.00
RCPT CODE SUB-TOTAL:											280.00
FUND CODE SUB-TOTAL:											280.00
073428	0001	02/19/2019	A	Valentine Day dance & Candy	03	200	1690	9204	000000	000	557.50
RCPT CODE SUB-TOTAL:											557.50
FUND CODE SUB-TOTAL:											557.50
073388	0001	02/12/2019	A	Candy Grams fundraiser	03	200	1620	9301	000000	000	468.59
073389	0001	02/12/2019	A	Candy Grams fundraiser	03	200	1620	9301	000000	000	468.59
073390	0001	02/12/2019	A	Candygram fundraiser	03	200	1620	9301	000000	000	575.63
RCPT CODE SUB-TOTAL:											575.63
FUND CODE SUB-TOTAL:											575.63
073426	0001	02/19/2019	A	Milliron recycling	03	200	1690	9612	000000	000	12.00
RCPT CODE SUB-TOTAL:											12.00
FUND CODE SUB-TOTAL:											12.00
073371	0001	02/07/2019	A	JH PE vending	03	300	1620	9206	000000	000	225.00

STATUS (STS) CODES:

A-RECEIPT B-REFUND OF RECEIPT V-VOID REFUND OF RECEIPT X-REDUCTION OF EXPENDITURE  
 C-APPROPRIATION OR BUDGET MODIFICATIONS D-EXPENSE/SUPPLIES DISTRIBUTION F-FUND TO FUND TRANSFER

TRANS NO	ITEM NO	TRANS DATE	STS	DESCRIPTION OR SOURCE	TI	FUND	RCPT	SPCC	SUBJ	OPU	TRANS AMOUNT
073407	0001	02/15/2019	A	PE vending	03	300	1620	9206	000000	000	270.00
RCPT CODE SUB-TOTAL:											495.00
FUND CODE SUB-TOTAL:											495.00
073352	0001	02/04/2019	A	Boys BB Adm 2/1	03	300	1610	9600	000000	707	1,674.00
073354	0001	02/04/2019	A	8th Gr OCC tourn adm 2/2	03	300	1610	9600	000000	716	375.00
073355	0001	02/04/2019	A	OCC Bowling tourn adm 2/2	03	300	1610	9600	000000	000	586.00
073358	0001	02/04/2019	A	Swim meet adm 1/29	03	300	1610	9600	000000	709	326.00
073367	0001	02/06/2019	A	8th Gr OCC Tourn adm 2/5	03	300	1610	9600	000000	716	409.00
073368	0001	02/06/2019	A	Boys BB adm 2/5	03	300	1610	9600	000000	707	964.00
073346	0001	02/07/2019	B	ADMISSIONS	03	300	1610	9600	000000	709	600.00-
073370	0001	02/07/2019	A	JH Boys BB adm 2/6	03	300	1610	9600	000000	715	216.00
073347	0001	02/08/2019	B	BOWLING	03	300	1610	9600	000000	000	511.00-
073348	0001	02/08/2019	B	GIRLS OCC BASKETBALL 8TH	03	300	1610	9600	000000	716	546.00-
073373	0001	02/08/2019	A	OCC 8th gr tourn adm 2/7	03	300	1610	9600	000000	716	458.00
073375	0001	02/11/2019	A	Boys BB adm 2/8	03	300	1610	9600	000000	707	1,778.00
073385	0001	02/11/2019	A	Girls BB adm 1/29	03	300	1610	9600	000000	708	246.00
073385	0002	02/11/2019	A	overage on gate	03	300	1610	9600	000000	708	4.00
073374	0001	02/12/2019	A	Boys BB presale tickets	03	300	1610	9600	000000	707	358.00
073394	0001	02/13/2019	A	Boys BB adm 2/12	03	300	1610	9600	000000	707	1,372.00
073396	0001	02/14/2019	A	Girls BB adm 2/13	03	300	1610	9600	000000	708	460.00
073422	0001	02/19/2019	A	Boys BB adm 2/16	03	300	1610	9600	000000	707	2,709.00
073462	0001	02/28/2019	A	2018/19 Winter season tickets	03	300	1610	9600	000000	000	160.00
RCPT CODE SUB-TOTAL:											10,458.00
073351	0001	02/04/2019	A	Boys BB program sales 2/1	03	300	1620	9600	000000	707	96.00
073357	0001	02/04/2019	A	Wrestling tourn program sales	03	300	1620	9600	000000	000	100.00
073366	0001	02/06/2019	A	Boys BB program sales 2/5	03	300	1620	9600	000000	707	52.00
073369	0001	02/06/2019	A	Bolwing tourn programs	03	300	1620	9600	000000	000	35.00
073376	0001	02/11/2019	A	Boys BB programs	03	300	1620	9600	000000	707	80.00
073376	0002	02/11/2019	A	overage	03	300	1620	9600	000000	707	8.00
073395	0001	02/13/2019	A	Boys BB programs 2/12	03	300	1620	9600	000000	707	68.00
073423	0001	02/19/2019	A	Boys BB programs 2/16	03	300	1620	9600	000000	707	102.00
RCPT CODE SUB-TOTAL:											541.00
073408	0001	02/14/2019	A	2018 Program ads	03	300	1690	9600	000000	000	250.00
073410	0001	02/14/2019	A	2018/19 ad	03	300	1690	9600	000000	000	100.00
073429	0001	02/19/2019	A	2018/19 Program ad	03	300	1690	9600	000000	000	750.00
073447	0001	02/22/2019	A	2018/19 Program sponsor	03	300	1690	9600	000000	000	195.00

STATUS (STS) CODES:

A-RECEIPT B-REFUND OF RECEIPT V-VOID REFUND OF RECEIPT X-REDUCTION OF EXPENDITURE  
 C-APPROPRIATION OR BUDGET MODIFICATIONS D-EXPENSE/SUPPLIES DISTRIBUTION F-FUND TO FUND TRANSFER

TRANS NO	ITEM NO	TRANS DATE	STS	DESCRIPTION OR SOURCE	TI	FUND	RCPT	SPCC	SUBJ	OPU	TRANS AMOUNT
073452	0001	02/25/2019	A	Sect program sales	03	300	1690	9600	000000	000	90.00
073463	0001	02/26/2019	A	2018/19 Program Ads	03	300	1690	9600	000000	000	945.00
073467	0001	02/28/2019	A	Uniform replacement	03	300	1690	9600	000000	000	80.00
RCPT CODE SUB-TOTAL:											2,410.00
073346	0002	02/07/2019	B	ENTRY FEES	03	300	1890	9600	000000	709	600.00-
073409	0001	02/14/2019	A	Track Invite fee	03	300	1890	9600	000000	712	250.00
073383	0001	02/15/2019	B	PRESALE TICKETS 2/9/19	03	300	1890	9600	000000	707	362.00-
073424	0001	02/19/2019	A	Track Invite entry fee	03	300	1890	9600	000000	712	250.00
073430	0001	02/19/2019	A	2018 Girls Golf entry fee	03	300	1890	9600	000000	706	250.00
073464	0001	02/26/2019	A	2019 Track Invite entry fee	03	300	1890	9600	000000	712	250.00
073465	0001	02/26/2019	A	Girls Golf entry fee	03	300	1890	9600	000000	706	500.00
RCPT CODE SUB-TOTAL:											538.00
FUND CODE SUB-TOTAL:											13,947.00
073417	0001	02/21/2019	A	IDEA-B Revenue	03	516	4220	9019	000000	000	37,464.45
RCPT CODE SUB-TOTAL:											37,464.45
FUND CODE SUB-TOTAL:											37,464.45
073418	0001	02/22/2019	A	Title I Revenue	03	572	4220	9019	000000	000	27,835.24
RCPT CODE SUB-TOTAL:											27,835.24
FUND CODE SUB-TOTAL:											27,835.24
073419	0001	02/22/2019	A	Title II-A Revenue	03	590	4220	9019	000000	000	4,953.79
RCPT CODE SUB-TOTAL:											4,953.79
FUND CODE SUB-TOTAL:											4,953.79
GRAND TOTAL:											2,795,018.76

STATUS (STS) CODES:

A-RECEIPT    B-REFUND OF RECEIPT    V-VOID REFUND OF RECEIPT    X-REDUCTION OF EXPENDITURE  
 C-APPROPRIATION OR BUDGET MODIFICATIONS    D-EXPENSE/SUPPLIES DISTRIBUTION    F-FUND TO FUND TRANSFER

LEXINGTON LOCAL SCHOOLS  
 Revenue Account Summary  
 SORTED BY FUND-SCC/ACCT

	FYTD Receivable	FYTD Actual Receipts	MTD Actual Receipts	YTD Actual Receipts	FYTD Balance Receivable	FYTD Percent Received
*****TOTAL FOR FUND-SCC 001 0000 (GENERAL FUND):	24,495,508.00	14,711,621.37	2,100,515.31	3,067,208.08	9,783,886.63	60.06
*****TOTAL FOR FUND-SCC 003 0000 (PERMANENT IMPROVEMENT FUND):	702,632.00	375,070.24	70,180.00	70,180.00	327,561.76	53.38
*****TOTAL FOR FUND-SCC 006 0000 (FOOD SERVICE FUND):	755,799.00	407,336.70	84,488.49	118,556.81	348,462.30	53.89
*****TOTAL FOR FUND-SCC 007 9100 (LEXINGTON MINUTEMEN ACADEMIC SCHOLARSHIP FUND):	6,040.00	2,688.91	2,194.35	2,209.09	3,351.09	44.52
*****TOTAL FOR FUND-SCC 007 9800 (TERRY McCAMMON SCHOLARSHIP FUND):	350.00	146.31	16.92	37.56	203.69	41.80
*****TOTAL FOR FUND-SCC 018 9100 (HIGH SCHOOL PRINCIPAL'S FUND):	10,628.00	3,302.65	283.27	471.26	7,325.35	31.07
*****TOTAL FOR FUND-SCC 018 9200 (JUNIOR HIGH PRINCIPAL'S FUND):	5,233.00	4,245.78	0.00	0.00	987.22	81.13
*****TOTAL FOR FUND-SCC 018 9300 (EASTERN PRINCIPAL'S FUND):	9,609.00	4,097.59	0.00	1,216.10	5,511.41	42.64
*****TOTAL FOR FUND-SCC 018 9301 (EASTERN ELEMENTARY BOOKFAIR/BOXTOPS FUND):	6,539.00	2,894.46	0.00	0.00	3,644.54	44.26
*****TOTAL FOR FUND-SCC 018 9302 (EASTERN ELEMENTARY MATH):	1,226.00	0.00	0.00	0.00	1,226.00	0.00

\*\*\* NOTE!! ONLY ACTIVE ACCOUNTS HAVE BEEN SELECTED, TOTALS MAY EXCLUDE AMOUNTS THAT ARE RELATED TO INACTIVE ACCOUNTS. \*\*\*



	FYTD Receivable	FYTD Actual Receipts	MTD Actual Receipts	YTD Actual Receipts	FYTD Balance Receivable	FYTD Percent Received
*****TOTAL FOR FUND-SCC 018 9303 (EASTERN RUN CLUB):	0.00	206.68	0.00	0.00	206.68-	0.00
*****TOTAL FOR FUND-SCC 018 9400 (CENTRAL PRINCIPAL'S FUND):	5,785.00	2,079.20	53.00	460.90	3,705.80	35.94
*****TOTAL FOR FUND-SCC 018 9401 (CENTRAL ELEMENTARY BOOKFAIR FUND):	4,548.00	2,464.10	0.00	16.00	2,083.90	54.18
*****TOTAL FOR FUND-SCC 018 9402 (CENTRAL ELEMENTARY ART):	1,415.00	0.00	0.00	0.00	1,415.00	0.00
*****TOTAL FOR FUND-SCC 018 9500 (WESTERN PRINCIPAL'S FUND):	6,709.00	3,434.75	103.50	143.50	3,274.25	51.20
*****TOTAL FOR FUND-SCC 018 9501 (WESTERN ELEMENTARY BOOKFAIR/BOXTOPS FUND):	5,976.00	3,623.12	0.00	0.00	2,352.88	60.63
*****TOTAL FOR FUND-SCC 018 9503 (WESTERN ELEMENTARY ART):	2,455.00	0.00	0.00	0.00	2,455.00	0.00
*****TOTAL FOR FUND-SCC 019 9121 (CENTRAL ELEMENTARY PTO GRANTS):	1,171.00	1,087.67	0.00	11.61	83.33	92.88
*****TOTAL FOR FUND-SCC 019 9122 (EASTERN ELEMENTARY PTO GRANTS):	1,171.00	1,087.68	0.00	11.62	83.32	92.88
*****TOTAL FOR FUND-SCC 019 9123 (WESTERN ELEMENTARY PTO GRANTS):	1,171.00	1,087.68	0.00	11.61	83.32	92.88

\*\*\* NOTE!! ONLY ACTIVE ACCOUNTS HAVE BEEN SELECTED, TOTALS MAY EXCLUDE AMOUNTS THAT ARE RELATED TO INACTIVE ACCOUNTS. \*\*\*

LEXINGTON LOCAL SCHOOLS  
 Revenue Account Summary  
 SORTED BY FUND-SCC/ACCT

	FYTD Receivable	FYTD Actual Receipts	MTD Actual Receipts	YTD Actual Receipts	FYTD Balance Receivable	FYTD Percent Received
*****TOTAL FOR FUND-SCC 019 9218 (RICH CO FOUN-WRITE STUFF STEAM KIT):	1,172.57	1,172.57	0.00	0.00	0.00	100.00
*****TOTAL FOR FUND-SCC 019 9301 (RICH CO FOUND/SECO ROBOTICS GRANT (HEIMANN)):	15,000.00	0.00	0.00	0.00	15,000.00	0.00
*****TOTAL FOR FUND-SCC 022 9601 (OHSAA TOURNAMENT AGENCY FUND):	76,290.00	19,858.21	5,521.87	5,521.87	56,431.79	26.03
*****TOTAL FOR FUND-SCC 024 0000 (EMPLOYEE BENEFITS FUND FOR MEDICAL/DENTAL):	4,921,275.00	3,065,987.57	445,158.57	890,129.98	1,855,287.43	62.30
*****TOTAL FOR FUND-SCC 200 9102 (HIGH SCHOOL DRAMA CLUB):	15,893.00	0.00	0.00	0.00	15,893.00	0.00
*****TOTAL FOR FUND-SCC 200 9104 (HIGH SCHOOL LEADERSHIP COUNCIL):	3,712.00	0.00	0.00	0.00	3,712.00	0.00
*****TOTAL FOR FUND-SCC 200 9105 (HIGH SCHOOL FRENCH CLUB):	184.00	35.00	35.00	35.00	149.00	19.02
*****TOTAL FOR FUND-SCC 200 9107 (HIGH SCHOOL SPANISH CLUB):	400.00	0.00	0.00	0.00	400.00	0.00
*****TOTAL FOR FUND-SCC 200 9108 (HIGH SCHOOL LEO CLUB):	955.00	553.10	144.89	144.89	401.90	57.92
*****TOTAL FOR FUND-SCC 200 9114 (HIGH SCHOOL STUDENT COUNCIL FUND):	958.00	804.25	154.98	154.98	153.75	83.95

\*\*\* NOTE!! ONLY ACTIVE ACCOUNTS HAVE BEEN SELECTED, TOTALS MAY EXCLUDE AMOUNTS THAT ARE RELATED TO INACTIVE ACCOUNTS. \*\*\*

	FYTD Receivable	FYTD Actual Receipts	MTD Actual Receipts	YTD Actual Receipts	FYTD Balance Receivable	FYTD Percent Received
*****TOTAL FOR FUND-SCC 200 9115 (HIGH SCHOOL KEY CLUB):	434.00	442.00	48.00	192.00	6.00-	101.39
*****TOTAL FOR FUND-SCC 200 9119 (HIGH SCHOOL YEARBOOK FUND):	13,323.00	12,015.00	280.00	805.00	1,308.00	90.18
*****TOTAL FOR FUND-SCC 200 9121 (HIGH SCHOOL NATIONAL HONOR SOCIETY):	1,590.00	2,218.00	0.00	162.00	628.00-	139.50
*****TOTAL FOR FUND-SCC 200 9201 (JUNIOR HIGH ART CLUB):	96.00	56.20	0.00	0.00	39.80	58.54
*****TOTAL FOR FUND-SCC 200 9204 (JUNIOR HIGH STUDENT COUNCIL FUND):	1,686.00	1,217.35	557.50	557.50	468.65	72.20
*****TOTAL FOR FUND-SCC 200 9301 (EASTERN ELEMENTARY STUDENT ACTIVITY FUND):	2,225.00	1,049.98	575.63	575.63	1,175.02	47.19
*****TOTAL FOR FUND-SCC 200 9302 (EASTERN ELEMENTARY ROBOTICS FUND):	0.00	855.00	0.00	420.00	855.00-	0.00
*****TOTAL FOR FUND-SCC 200 9611 (HIGH SCHOOL INFORMED TEENS FUND):	1,402.00	0.00	0.00	0.00	1,402.00	0.00
*****TOTAL FOR FUND-SCC 200 9612 (JUNIOR HIGH INFORMED TEENS FUND):	736.00	32.28	12.00	24.78	703.72	4.39
*****TOTAL FOR FUND-SCC 300 9115 (JAZZ BAND):	528.00	0.00	0.00	0.00	528.00	0.00

\*\*\* NOTE!! ONLY ACTIVE ACCOUNTS HAVE BEEN SELECTED, TOTALS MAY EXCLUDE AMOUNTS THAT ARE RELATED TO INACTIVE ACCOUNTS. \*\*\*

	FYTD Receivable	FYTD Actual Receipts	MTD Actual Receipts	YTD Actual Receipts	FYTD Balance Receivable	FYTD Percent Received
*****TOTAL FOR FUND-SCC 300 9116 (CHOIR):	200.00	0.00	0.00	0.00	200.00	0.00
*****TOTAL FOR FUND-SCC 300 9206 (JUNIOR HIGH PHYS ED DEPARTMENT FUND):	2,910.00	2,395.00	495.00	845.00	515.00	82.30
*****TOTAL FOR FUND-SCC 300 9600 (ATHLETIC FUND):	227,988.00	178,827.80	13,947.00	29,680.20	49,160.20	78.44
*****TOTAL FOR FUND-SCC 300 9601 (ATHLETIC CAPITAL FUND):	26,000.00	13,000.00	0.00	0.00	13,000.00	50.00
*****TOTAL FOR FUND-SCC 300 9603 (ELEMENTARY MUSIC):	276.00	0.00	0.00	0.00	276.00	0.00
*****TOTAL FOR FUND-SCC 451 9019 (Network Connectivity FY 2019):	9,000.00	4,500.00	0.00	0.00	4,500.00	50.00
*****TOTAL FOR FUND-SCC 499 9018 (SECONDARY TRANSITION ENHANCEMENT FUND):	1,171.00	1,171.00	0.00	0.00	0.00	100.00
*****TOTAL FOR FUND-SCC 499 9019 (SCHOOL SAFETY GRANT):	13,136.25	13,136.25	0.00	0.00	0.00	100.00
*****TOTAL FOR FUND-SCC 516 9018 (IDEA-B SPECIAL EDUCATION FY18):	85,890.06	86,225.54	0.00	0.00	335.48	100.39
*****TOTAL FOR FUND-SCC 516 9019 (IDEA-B SPECIAL EDUCATION FY19):	561,089.77	250,979.54	37,464.45	108,493.26	310,110.23	44.73

\*\*\* NOTE!! ONLY ACTIVE ACCOUNTS HAVE BEEN SELECTED, TOTALS MAY EXCLUDE AMOUNTS THAT ARE RELATED TO INACTIVE ACCOUNTS. \*\*\*

	FYTD Receivable	FYTD Actual Receipts	MTD Actual Receipts	YTD Actual Receipts	FYTD Balance Receivable	FYTD Percent Received
*****TOTAL FOR FUND-SCC 572 9018 (TITLE I FY18):	49,793.26	51,049.39	0.00	0.00	1,256.13-	102.52
*****TOTAL FOR FUND-SCC 572 9019 (TITLE I FY19):	270,922.45	144,471.69	27,835.24	68,228.60	126,450.77	53.33
*****TOTAL FOR FUND-SCC 587 9018 (EARLY CHILDHOOD SPECIAL EDUCATION IDEA FY18):	515.19	515.19	0.00	0.00	0.00	100.00
*****TOTAL FOR FUND-SCC 587 9019 (EARLY CHILDHOOD SPECIAL EDUCATION IDEA FY19):	28,685.67	6,412.24	0.00	2,574.25	22,273.43	22.35
*****TOTAL FOR FUND-SCC 590 9019 (TITLE II-A IMPROVING TEACHER QUALITY FY19):	55,035.92	37,839.91	4,953.79	18,057.66	17,196.01	68.75
*****TOTAL FOR FUND-SCC 599 9019 (TITLE IV):	26,113.30	8,239.00	0.00	528.00	17,874.30	31.55
*****GRAND TOTALS:	32,440,553.44	19,431,533.94	2,795,018.76	4,387,664.74	13,009,019.50	59.90

\*\*\* NOTE!! ONLY ACTIVE ACCOUNTS HAVE BEEN SELECTED, TOTALS MAY EXCLUDE AMOUNTS THAT ARE RELATED TO INACTIVE ACCOUNTS. \*\*\*

LEXINGTON LOCAL SCHOOLS  
 Appropriation Account Summary  
 SORTED BY FUND-SCC/ACCT

FYTD Appropriated	Prior FY Carryover Encumbrances	FYTD Expendable	FYTD Actual Expenditures	MTD Actual Expenditures	Current + Future Encumbrances	FYTD Remaining Balance	FYTD Percent Exp/Enc
*****TOTAL FOR FUND-SCC 001 0000 (GENERAL FUND):							
25,277,489.00	46,429.80	25,323,918.80	16,273,904.80	2,002,008.77	1,145,491.08	7,904,522.92	68.79
*****TOTAL FOR FUND-SCC 003 0000 (PERMANENT IMPROVEMENT FUND):							
740,828.27	6,555.13	747,383.40	671,709.19	12,705.25-	2,033.11	73,641.10	90.15
*****TOTAL FOR FUND-SCC 006 0000 (FOOD SERVICE FUND):							
760,280.38	366.83	760,647.21	471,733.83	66,363.09	82,460.15	206,453.23	72.86
*****TOTAL FOR FUND-SCC 007 9100 (LEXINGTON MINUTEMEN ACADEMIC SCHOLARSHIP FUND):							
8,000.00	500.00	8,500.00	5,300.00	0.00	1,000.00	2,200.00	74.12
*****TOTAL FOR FUND-SCC 007 9800 (TERRY McCAMMON SCHOLARSHIP FUND):							
500.00	0.00	500.00	500.00	500.00	0.00	0.00	100.00
*****TOTAL FOR FUND-SCC 018 9100 (HIGH SCHOOL PRINCIPAL'S FUND):							
11,757.00	0.00	11,757.00	3,539.01	780.89	7,366.38	851.61	92.76
*****TOTAL FOR FUND-SCC 018 9200 (JUNIOR HIGH PRINCIPAL'S FUND):							
4,340.00	2,380.00	6,720.00	3,309.49	419.49	3,295.09	115.42	98.28
*****TOTAL FOR FUND-SCC 018 9300 (EASTERN PRINCIPAL'S FUND):							
12,246.00	827.80	13,073.80	5,175.23	1,106.80	1,413.57	6,485.00	50.40
*****TOTAL FOR FUND-SCC 018 9301 (EASTERN ELEMENTARY BOOKFAIR/BOXTOPS FUND):							
7,931.00	0.00	7,931.00	3,525.93	0.00	4,352.04	53.03	99.33
*****TOTAL FOR FUND-SCC 018 9302 (EASTERN ELEMENTARY MATH):							
1,010.00	0.00	1,010.00	367.78	0.00	642.22	0.00	100.00

\*\*\* NOTE!! ONLY ACTIVE ACCOUNTS HAVE BEEN SELECTED, TOTALS MAY EXCLUDE AMOUNTS THAT ARE RELATED TO INACTIVE ACCOUNTS. \*\*\*

LEXINGTON LOCAL SCHOOLS  
 Appropriation Account Summary  
 SORTED BY FUND-SCC/ACCT

FYTD Appropriated	Prior FY Carryover Encumbrances	FYTD Expendable	FYTD Actual Expenditures	MTD Actual Expenditures	Current + Future Encumbrances	FYTD Remaining Balance	FYTD Percent Exp/Enc
*****TOTAL FOR FUND-SCC 018 9400 (CENTRAL PRINCIPAL'S FUND):							
5,121.00	437.96	5,558.96	1,316.22	0.00	3,392.71	850.03	84.71
*****TOTAL FOR FUND-SCC 018 9401 (CENTRAL ELEMENTARY BOOKFAIR FUND):							
5,937.00	0.00	5,937.00	1,478.48	31.03	2,776.42	1,682.10	71.67
*****TOTAL FOR FUND-SCC 018 9402 (CENTRAL ELEMENTARY ART):							
1,096.00	0.00	1,096.00	0.00	0.00	228.63	867.37	20.86
*****TOTAL FOR FUND-SCC 018 9500 (WESTERN PRINCIPAL'S FUND):							
5,039.00	473.51	5,512.51	1,963.48	0.00	662.50	2,886.53	47.64
*****TOTAL FOR FUND-SCC 018 9501 (WESTERN ELEMENTARY BOOKFAIR/BOXTOPS FUND):							
6,474.00	0.00	6,474.00	3,620.78	0.00	0.00	2,853.22	55.93
*****TOTAL FOR FUND-SCC 018 9503 (WESTERN ELEMENTARY ART):							
1,918.00	0.00	1,918.00	0.00	0.00	0.00	1,918.00	0.00
*****TOTAL FOR FUND-SCC 018 9901 (JUNIOR HIGH TEACHER ADVISORY FUND):							
109.25	0.00	109.25	0.00	0.00	0.00	109.25	0.00
*****TOTAL FOR FUND-SCC 019 9121 (CENTRAL ELEMENTARY PTO GRANTS):							
1,324.65	250.00	1,574.65	453.60	0.00	627.98	493.07	68.69
*****TOTAL FOR FUND-SCC 019 9122 (EASTERN ELEMENTARY PTO GRANTS):							
1,547.22	0.00	1,547.22	268.22	0.00	0.00	1,279.00	17.34
*****TOTAL FOR FUND-SCC 019 9123 (WESTERN ELEMENTARY PTO GRANTS):							
4,707.40	0.00	4,707.40	328.03	0.00	992.00	3,387.37	28.04

\*\*\* NOTE!! ONLY ACTIVE ACCOUNTS HAVE BEEN SELECTED, TOTALS MAY EXCLUDE AMOUNTS THAT ARE RELATED TO INACTIVE ACCOUNTS. \*\*\*

LEXINGTON LOCAL SCHOOLS  
 Appropriation Account Summary  
 SORTED BY FUND-SCC/ACCT

FYTD Appropriated	Prior FY Carryover Encumbrances	FYTD Expendable	FYTD Actual Expenditures	MTD Actual Expenditures	Current + Future Encumbrances	FYTD Remaining Balance	FYTD Percent Exp/Enc
*****TOTAL FOR FUND-SCC 019 9200 (RICHLAND COUNTY FOUNDATION GRANT PLAYGROUND):							
200.00	0.00	200.00	0.00	0.00	0.00	200.00	0.00
*****TOTAL FOR FUND-SCC 019 921B (RICH CO FOUN-WRITE STUFF STEAM KIT):							
1,172.57	0.00	1,172.57	436.49	0.00	0.00	736.08	37.23
*****TOTAL FOR FUND-SCC 019 9301 (RICH CO FOUN/SECO ROBOTICS GRANT (HEIMANN)):							
15,600.00	0.00	15,600.00	32.26	0.00	567.74	15,000.00	3.85
*****TOTAL FOR FUND-SCC 022 9601 (OHSAA TOURNAMENT AGENCY FUND):							
74,027.00	246.56	74,273.56	25,727.91	1,973.77	46,571.28	1,974.37	97.34
*****TOTAL FOR FUND-SCC 024 0000 (EMPLOYEE BENEFITS FUND FOR MEDICAL/DENTAL):							
4,459,905.00	0.00	4,459,905.00	3,274,207.77	388,125.15	11,000.00	1,174,697.23	73.66
*****TOTAL FOR FUND-SCC 200 9101 (HIGH SCHOOL ART CLUB):							
93.76	0.00	93.76	0.00	0.00	0.00	93.76	0.00
*****TOTAL FOR FUND-SCC 200 9102 (HIGH SCHOOL DRAMA CLUB):							
14,916.00	5,110.00	20,026.00	5,471.03	626.25	4,870.00	9,684.97	51.64
*****TOTAL FOR FUND-SCC 200 9103 (HIGH SCHOOL MATH CLUB):							
52.70	0.00	52.70	0.00	0.00	0.00	52.70	0.00
*****TOTAL FOR FUND-SCC 200 9104 (HIGH SCHOOL LEADERSHIP COUNCIL):							
3,656.00	0.00	3,656.00	0.00	0.00	0.00	3,656.00	0.00
*****TOTAL FOR FUND-SCC 200 9105 (HIGH SCHOOL FRENCH CLUB):							
107.00	0.00	107.00	0.00	0.00	0.00	107.00	0.00

\*\*\* NOTE!! ONLY ACTIVE ACCOUNTS HAVE BEEN SELECTED, TOTALS MAY EXCLUDE AMOUNTS THAT ARE RELATED TO INACTIVE ACCOUNTS. \*\*\*



LEXINGTON LOCAL SCHOOLS  
 Appropriation Account Summary  
 SORTED BY FUND-SCC/ACCT

FYTD Appropriated	Prior FY Carryover Encumbrances	FYTD Expendable	FYTD Actual Expenditures	MTD Actual Expenditures	Current + Future Encumbrances	FYTD Remaining Balance	FYTD Percent Exp/Enc
*****TOTAL FOR FUND-SCC 200 9107 (HIGH SCHOOL SPANISH CLUB):							
483.00	0.00	483.00	20.00	0.00	0.00	463.00	4.14
*****TOTAL FOR FUND-SCC 200 9108 (HIGH SCHOOL LED CLUB):							
2,009.00	0.00	2,009.00	394.05	0.00	1,605.95	9.00	99.55
*****TOTAL FOR FUND-SCC 200 9114 (HIGH SCHOOL STUDENT COUNCIL FUND):							
2,276.86	0.00	2,276.86	235.69	20.86	2,244.31	223.14	109.80
*****TOTAL FOR FUND-SCC 200 9115 (HIGH SCHOOL KEY CLUB):							
1,232.00	117.79	1,349.79	841.97	0.00	169.03	338.79	74.90
*****TOTAL FOR FUND-SCC 200 9116 (HIGH SCHOOL CHESS CLUB):							
321.00	0.00	321.00	0.00	0.00	0.00	321.00	0.00
*****TOTAL FOR FUND-SCC 200 9119 (HIGH SCHOOL YEARBOOK FUND):							
18,682.00	9,136.66	27,818.66	19,980.78	0.00	4,128.14	3,709.74	86.66
*****TOTAL FOR FUND-SCC 200 9120 (HIGH SCHOOL JOURNALISM FUND):							
165.00	0.00	165.00	0.00	0.00	0.00	165.00	0.00
*****TOTAL FOR FUND-SCC 200 9121 (HIGH SCHOOL NATIONAL HONOR SOCIETY):							
2,300.00	0.00	2,300.00	1,932.98	24.99	330.22	36.80	98.40
*****TOTAL FOR FUND-SCC 200 9201 (JUNIOR HIGH ART CLUB):							
481.13	0.00	481.13	0.00	0.00	275.00	206.13	57.16
*****TOTAL FOR FUND-SCC 200 9204 (JUNIOR HIGH STUDENT COUNCIL FUND):							
1,128.00	0.00	1,128.00	457.76	206.01	332.24	338.00	70.04

\*\*\* NOTE!! ONLY ACTIVE ACCOUNTS HAVE BEEN SELECTED, TOTALS MAY EXCLUDE AMOUNTS THAT ARE RELATED TO INACTIVE ACCOUNTS. \*\*\*

LEXINGTON LOCAL SCHOOLS  
 Appropriation Account Summary  
 SORTED BY FUND-SCC/ACCT

FYTD Appropriated	Prior FY Carryover Encumbrances	FYTD Expendable	FYTD Actual Expenditures	MTD Actual Expenditures	Current + Future Encumbrances	FYTD Remaining Balance	FYTD Percent Exp/Enc
*****TOTAL FOR FUND-SCC 200 9205 (JUNIOR HIGH LIBRARY CLUB):							
77.65	0.00	77.65	0.00	0.00	0.00	77.65	0.00
*****TOTAL FOR FUND-SCC 200 9301 (EASTERN ELEMENTARY STUDENT ACTIVITY FUND):							
1,764.00	0.00	1,764.00	816.96	288.96	0.00	947.04	46.31
*****TOTAL FOR FUND-SCC 200 9302 (EASTERN ELEMENTARY ROBOTICS FUND):							
500.00	0.00	500.00	143.30	143.30	356.70	0.00	100.00
*****TOTAL FOR FUND-SCC 200 9611 (HIGH SCHOOL INFORMED TEENS FUND):							
1,454.00	0.00	1,454.00	0.00	0.00	0.00	1,454.00	0.00
*****TOTAL FOR FUND-SCC 200 9612 (JUNIOR HIGH INFORMED TEENS FUND):							
530.00	0.00	530.00	0.00	0.00	0.00	530.00	0.00
*****TOTAL FOR FUND-SCC 300 9115 (JAZZ BAND):							
649.00	0.00	649.00	0.00	0.00	0.00	649.00	0.00
*****TOTAL FOR FUND-SCC 300 9116 (CHOIR):							
1,302.20	0.00	1,302.20	92.00	0.00	0.00	1,210.20	7.06
*****TOTAL FOR FUND-SCC 300 9206 (JUNIOR HIGH PHYS ED DEPARTMENT FUND):							
2,453.00	0.00	2,453.00	1,910.01	0.00	372.99	170.00	93.07
*****TOTAL FOR FUND-SCC 300 9600 (ATHLETIC FUND):							
222,500.00	8,272.86	230,772.86	190,543.60	16,288.84	35,111.76	5,117.50	97.78
*****TOTAL FOR FUND-SCC 300 9602 (ORCHESTRA):							
63.22	0.00	63.22	0.00	0.00	0.00	63.22	0.00

\*\*\* NOTE!! ONLY ACTIVE ACCOUNTS HAVE BEEN SELECTED, TOTALS MAY EXCLUDE AMOUNTS THAT ARE RELATED TO INACTIVE ACCOUNTS. \*\*\*

LEXINGTON LOCAL SCHOOLS  
 Appropriation Account Summary  
 SORTED BY FUND-SCC/ACCT

FYTD Appropriated	Prior FY Carryover Encumbrances	FYTD Expendable	FYTD Actual Expenditures	MTD Actual Expenditures	Current + Future Encumbrances	FYTD Remaining Balance	FYTD Percent Exp/Enc
*****TOTAL FOR FUND-SCC 300 9603 (ELEMENTARY MUSIC):							
1,552.00	0.00	1,552.00	179.84	0.00	0.00	1,372.16	11.59
*****TOTAL FOR FUND-SCC 300 9605 (BAND):							
232.95	0.00	232.95	0.00	0.00	0.00	232.95	0.00
*****TOTAL FOR FUND-SCC 451 9019 (Network Connectivity FY 2019):							
9,000.00	0.00	9,000.00	9,000.00	0.00	0.00	0.00	100.00
*****TOTAL FOR FUND-SCC 499 901B (SECONDARY TRANSITION ENHANCEMENT FUND):							
0.00	1,171.00	1,171.00	1,171.00	0.00	0.00	0.00	100.00
*****TOTAL FOR FUND-SCC 499 9019 (SCHOOL SAFETY GRANT):							
13,136.25	0.00	13,136.25	13,136.25	13,136.25	0.00	0.00	100.00
*****TOTAL FOR FUND-SCC 516 901B (IDEA-B SPECIAL EDUCATION FY18):							
13,319.26	27,325.14	40,644.40	40,644.40	0.00	0.00	0.00	100.00
*****TOTAL FOR FUND-SCC 516 9019 (IDEA-B SPECIAL EDUCATION FY19):							
560,754.29	0.00	560,754.29	264,546.56	40,261.82	204,717.94	91,489.79	83.68
*****TOTAL FOR FUND-SCC 572 901B (TITLE I FY18):							
34,567.08	378.00	34,945.08	34,945.08	0.00	0.00	0.00	100.00
*****TOTAL FOR FUND-SCC 572 9019 (TITLE I FY19):							
269,666.32	0.00	269,666.32	158,264.76	35,350.66	11,820.59	99,580.97	63.07
*****TOTAL FOR FUND-SCC 587 901B (EARLY CHILDHOOD SPECIAL EDUCATION IDEA FY18):							
4,410.28-	4,410.28	0.00	0.00	0.00	0.00	0.00	0.00

\*\*\* NOTE!! ONLY ACTIVE ACCOUNTS HAVE BEEN SELECTED, TOTALS MAY EXCLUDE AMOUNTS THAT ARE RELATED TO INACTIVE ACCOUNTS. \*\*\*

LEXINGTON LOCAL SCHOOLS  
 Appropriation Account Summary  
 SORTED BY FUND-SCC/ACCT

FYTD Appropriated	Prior FY Carryover Encumbrances	FYTD Expendable	FYTD Actual Expenditures	MTD Actual Expenditures	Current + Future Encumbrances	FYTD Remaining Balance	FYTD Percent Exp/Enc
*****TOTAL FOR FUND-SCC 587 9019 (EARLY CHILDHOOD SPECIAL EDUCATION IDEA FY19):							
28,685.67	0.00	28,685.67	7,087.69	675.45	12,166.98	9,431.00	67.12
*****TOTAL FOR FUND-SCC 590 9019 (TITLE II-A IMPROVING TEACHER QUALITY FY19):							
55,035.92	0.00	55,035.92	42,826.98	7,450.41	0.00	12,208.94	77.82
*****TOTAL FOR FUND-SCC 599 9018 (TITLE IV):							
3,400.00-	3,400.00	0.00	0.00	0.00	0.00	0.00	0.00
*****TOTAL FOR FUND-SCC 599 9019 (TITLE IV):							
26,113.30	0.00	26,113.30	8,239.00	0.00	241.00	17,633.30	32.47
*****GRAND TOTALS:							
32,692,009.02	117,789.32	32,809,798.34	21,551,800.19	2,563,077.54	1,593,615.75	9,664,382.40	70.54

\*\*\* NOTE!! ONLY ACTIVE ACCOUNTS HAVE BEEN SELECTED, TOTALS MAY EXCLUDE AMOUNTS THAT ARE RELATED TO INACTIVE ACCOUNTS. \*\*\*