

LEXINGTON LOCAL SCHOOLS



FINANCIAL REPORT
FOR THE PERIOD ENDING
DECEMBER 31, 2022

PREPARED BY
JASON WHITESEL, TREASURER

Date: 01/06/2023
Time: 12:18

LEXINGTON LOCAL SCHOOLS
Cash Reconciliation as of 12/31/2022

Page: 1

Gross Depository Balances:

Richland Bank MMA 5719	\$2,632,356.15
Richland Bank Sweep Acct 3520	\$770,764.40
Richland Bank General Acct 0580	\$300,000.00
Richland Bank Anthem Sweep 3523	\$601,219.37
Richland Bank EE Benefits 3180	\$0.00
Richland Bank Payroll Acct 9780	\$23,422.37
Richland Bank Athletic Acct 3280	\$3,345.00

Total Depository Balances (Gross) \$4,331,107.29

Adjustments to Bank Balance:

Cash in Transit to Bank	\$5,443.75
Outstanding Checks	(\$188,059.51)
Adjustments:	
Outstanding Vision Adjustment	(\$4.04)
American Fidelity / State Inc Tax	\$23.09

Total Adjustments to Bank Balance (\$182,596.71)

Investments:

Treasury Bonds and Notes	\$4,161,170.94
Certificate of Deposits	\$2,721,000.00
Other Securities	\$0.00
Other Investments:	
Richland Bank MMA 5750	\$596,582.30
Richland Bank MMA R252	\$1,995,824.67
Commercial Paper R252	\$887,700.42

Total Investments \$10,362,278.33

Cash on Hand:

Petty Cash:	
Treasurer's Office	\$100.00
High School	\$50.00
Junior High School	\$50.00
Eastern, Central, Western	\$200.00
Change Cash:	
Athletic Change	\$3,000.00
Cafeteria Change	\$276.00
Junior High School Change	\$100.00
Central Change	\$100.00
Cash with Fiscal Agent	\$0.00

Total Cash on Hand \$3,876.00

Total Balances \$14,514,664.91

Total Fund Balance \$14,514,664.91

December 01, 2022 through December 31, 2022

Account Name : Lexington Local SD Managing Agency

Account No : 5750

Summary Of Investment Holdings

Shares or Par Value	Investment Category		Avg Unit Cost	Cost Basis	Unit Price	Market Value	Estimated Current Ann Inc	Current Yield
<u>Money Markets - Taxable</u>								
596,582.3	Northern Instl Government Select Portfolio		1.00	596,582.30	1.00	596,582.30	21,476.96	3.60%
Totals				596,582.30		596,582.30	21,476.96	3.60%
<u>Marketable CDs</u>								
25,000	State Bank of India NY	3.000%	03/06/2023	100.00	25,000.00	99.80	24,950.00	750.00 3.01%
200,000	Comenity Capital Bank	2.700%	04/17/2023	100.00	200,000.00	99.57	199,146.20	5,400.00 2.71%
150,000	Merrick Bank	2.050%	07/12/2023	100.00	150,000.00	98.80	148,203.60	3,075.00 2.07%
200,000	Astera Cr Un Lansing MI	4.650%	10/27/2023	100.00	200,000.00	99.61	199,228.20	9,300.00 4.67%
200,000	Capital One Natl Assn Va	0.500%	11/24/2023	100.00	200,000.00	96.41	192,822.60	1,000.00 0.52%
200,000	Luana Savings Bank	0.200%	12/29/2023	100.00	200,000.00	95.68	191,359.00	400.00 0.21%
100,000	Border State Bank	1.100%	03/27/2024	100.00	100,000.00	95.74	95,742.40	1,100.00 1.15%
200,000	Jpmorgan Chase Bk N A	4.700%	04/30/2024	100.00	200,000.00	100.09	200,181.80	9,400.00 4.70%
248,000	Live Oak Banking Company	1.250%	09/13/2024	100.00	248,000.00	94.50	234,355.04	3,100.00 1.32%
200,000	Industrial & Com Bank 0.3	0.350%	02/11/2025	100.00	200,000.00	91.52	183,030.60	700.00 0.38%
150,000	Barclays Bk Del	2.950%	05/12/2025	100.00	150,000.00	96.35	144,528.15	4,425.00 3.06%
248,000	Goldman Sachs Bk USA	0.800%	08/18/2025	100.00	248,000.00	90.69	224,919.38	1,984.00 0.88%
200,000	First Ctznz Bk & Tr Co Rale	4.700%	10/28/2025	100.00	200,000.00	100.31	200,621.40	9,400.00 4.69%
200,000	Morgan Stanley Private Bk N	4.050%	09/30/2026	100.00	200,000.00	97.41	194,816.00	8,100.00 4.16%
200,000	Morgan Stanley Bk N A	4.850%	10/30/2026	100.00	200,000.00	100.43	200,851.00	9,700.00 4.83%
Totals				2,721,000.00		2,634,755.37	67,834.00	2.57%
<u>U.S. Treasury Bills</u>								
300,000	United States Treas Bills		11/02/2023	95.44	286,334.83	96.20	288,614.70	13,495.62 4.68%
Totals				286,334.83		288,614.70	13,495.62	4.68%
<u>U.S. Govt Agv-Exempt State</u>								
250,000	Federal Farm Cr Bks	0.220%	09/08/2023	99.95	249,862.50	96.83	242,063.11	550.00 0.23%
200,000	Federal Home Loan Banks	1.650%	12/28/2023	100.00	200,000.00	96.70	193,399.37	3,300.00 1.71%
200,000	Federal Home Loan Banks	0.220%	05/24/2024	100.00	200,000.00	93.70	187,401.39	440.00 0.23%

December 01, 2022 through December 31, 2022

Account Name : Lexington Local SD Managing Agency

Account No : 5750

Summary Of Investment Holdings

Shares or Par Value	Investment Category		Avg Unit Cost	Cost Basis	Unit Price	Market Value	Estimated Ann Inc	Current Yield
200,000	Federal Home Loan Banks	1.000%	07/19/2024	100.00	200,000.00	94.17	188,342.67	2,000.00 1.06%
200,000	Federal Farm Cr Bks	0.430%	10/15/2024	100.00	200,000.00	92.60	185,206.60	860.00 0.46%
250,000	Federal Home Loan Banks	2.000%	12/17/2024	100.09	250,228.87	95.12	237,804.32	5,000.00 2.10%
200,000	Federal Home Loan Banks	0.500%	09/10/2025	100.00	200,000.00	89.79	179,573.50	1,000.00 0.56%
200,000	Federal Home Loan Banks	0.500%	11/12/2025	100.00	200,000.00	89.28	178,564.79	1,000.00 0.56%
200,000	Federal Home Loan Banks	1.000%	03/30/2026	100.00	200,000.00	89.62	179,248.04	2,000.00 1.12%
200,000	Federal Farm Cr Bks	4.400%	06/22/2026	100.27	200,532.19	97.11	194,211.82	8,800.00 4.53%
300,000	Federal Home Loan Banks	1.125%	09/29/2026	100.10	300,302.55	88.32	264,974.80	3,375.00 1.27%
250,000	Federal Home Loan Banks	1.300%	11/24/2026	99.88	249,687.50	88.93	222,336.72	3,250.00 1.46%
Totals					2,650,613.61		2,453,127.13	31,575.00 1.29%
<u>U.S. Govt Agy-Non-Ex St-Int Only</u>								
200,000	Federal Home Ln Mtg Corp	3.200%	05/16/2025	100.00	200,000.00	96.57	193,130.26	6,400.00 3.31%
225,000	Federal Natl Mtg Assn	0.650%	07/30/2025	99.95	224,887.50	90.60	203,850.27	1,462.50 0.72%
300,000	Federal Farm Cr Bks	5.300%	10/19/2026	99.73	299,175.00	99.88	299,647.44	15,900.00 5.31%
200,000	Federal Home Ln Mtg Corp	5.000%	09/30/2027	99.90	199,800.00	99.12	198,241.06	10,000.00 5.04%
300,000	Federal Home Ln Mtg Corp	6.000%	11/17/2027	100.12	300,360.00	99.91	299,739.87	18,000.00 6.01%
Totals					1,224,222.50		1,194,608.90	51,762.50 4.33%
Total Investments					7,478,753.24		7,167,688.40	186,144.08 2.60%
Plus Net Cash							0.00	
Total Market Value							7,167,688.40	

Gain or Loss amounts and transactions, as shown, may not reflect the amount to be used for income tax purposes.

December 01, 2022 through December 31, 2022

Account Name : Lexington Local SD Bond Acct Man Agcy

Account No : R252

Summary Of Investment Holdings

Shares or Par Value	Investment Category		Avg Unit Cost	Cost Basis	Unit Price	Market Value	Estimated Current Ann Inc	Current Yield
<u>Money Markets - Taxable</u>								
1,995,824.67	Northern Instl Government Select Portfolio		1.00	1,995,824.67	1.00	1,995,824.67	71,849.69	3.60%
<i>Totals</i>				1,995,824.67		1,995,824.67	71,849.69	3.60%
<u>Commercial Paper - Corporate</u>								
900,000	Credit Suisse First Boston N	01/03/2023	98.63	887,700.42	99.95	899,545.50	0.00	0.00%
<i>Totals</i>				887,700.42		899,545.50	0.00	0.00%
<i>Total Investments</i>				2,883,525.09		2,895,370.17	71,849.69	2.48%
<i>Plus Net Cash</i>						0.00		
<i>Total Market Value</i>						2,895,370.17		

Gain or Loss amounts and transactions, as shown, may not reflect the amount to be used for income tax purposes.

LEXINGTON LOCAL SCHOOLS
INVESTMENT REPORT FOR THE MONTH ENDING
DECEMBER 31, 2022

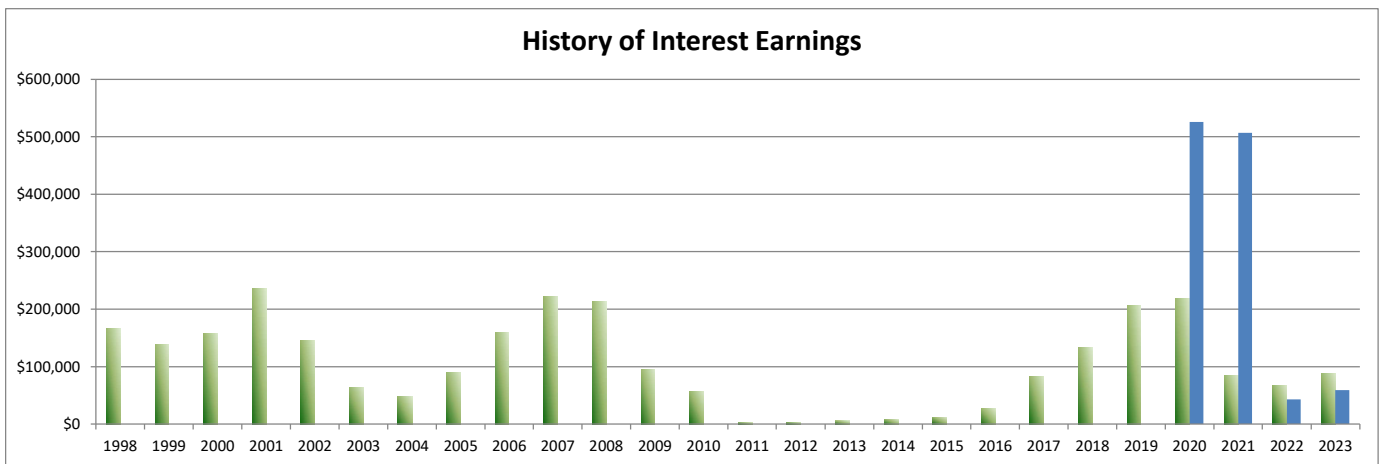
INTEREST EARNED:	THIS MONTH	FISCAL YEAR TO DATE
Richland Bank, General Sweep	\$1,382.68	\$14,111.13
Richland Bank, General MMA	\$5,881.81	\$32,887.20
Richland Bank, Anthem Sweep	\$803.22	\$2,992.37
Star Ohio	\$0.00	\$0.00
CDs, Bonds, and other investments	\$12,125.71	\$38,419.88
TOTAL INTEREST RECEIVED	\$20,193.42	\$88,410.58

INTEREST EARNED (LEX BOND ACCT)	THIS MONTH	FISCAL YEAR TO DATE
Richland Bank, General Sweep	\$0.00	\$0.00
Richland Bank, General MMA	\$0.00	\$0.00
Richland Bank, Anthem Sweep	\$0.00	\$0.00
Star Ohio	\$0.00	\$0.00
CDs, Bonds, and other investments	\$6,477.49	\$59,289.30
TOTAL INTEREST RECEIVED	\$6,477.49	\$59,289.30

History of Interest Earnings	Fiscal Year	Interest Earnings
	1998	\$ 167,057.52
	1999	\$ 138,113.69
	2000	\$ 157,991.72
	2001	\$ 236,839.79
	2002	\$ 146,052.34
	2003	\$ 63,712.36
	2004	\$ 47,970.95
	2005	\$ 90,719.94
	2006	\$ 158,724.51
	2007	\$ 221,998.86
	2008	\$ 213,660.34
	2009	\$ 95,639.63
	2010	\$ 56,860.22
	2011	\$ 3,001.78
	2012	\$ 3,090.00
	2013	\$ 5,758.97
	2014	\$ 8,349.92
	2015	\$ 11,765.22
	2016	\$ 28,300.22
	2017	\$ 83,194.26
	2018	\$ 133,582.49
	2019	\$ 205,588.68
	2020	\$ 218,228.66
	2021	\$ 85,117.81
	2022	\$ 67,902.15
FISCAL Year To Date	2023	\$88,410.58

Lex Bond Acct Interest Earnings	Fiscal Year	Interest Earnings
	2020	\$526,044.24
	2021	\$507,134.12
	2022	\$43,256.67
FISCAL Year To Date	2023	\$59,289.30

Total Interest Earnings 1998 to Present	\$ 2,737,632.61
--	------------------------



Reporting Period: December 2022 (FY 2023)

1/6/23 12:06 PM

As Of Period: 12/31/2022

LEXINGTON LOCAL SCHOOLS Cash Summary Report

Full Account Code	Description	Initial Cash	MTD Received	FYTD Received	MTD Expended	FYTD Expended	Fund Balance
001-0000	GENERAL FUND	\$ 10,270,343.42	\$ 822,706.38	\$ 11,172,762.49	\$ 2,081,441.41	\$ 12,569,508.00	\$ 8,873,597.91
001-9412	GENERAL BUDGET RESERVE SET- ASIDE-1%/BWC	87,928.97	0.00	0.00	0.00	0.00	87,928.97
002-0000	BOND RETIREMENT FUND	1,539,710.73	0.00	1,457,873.29	0.00	2,179,036.70	818,547.32
003-0000	PERMANENT IMPROVEMENT FUND	157,326.37	0.00	323,547.84	2,303.29	403,116.21	77,758.00
004-0000	LFI BUILDING FUND	3,783,948.86	2,316.42	24,248.95	14,997.53	2,777,017.95	1,031,179.86
006-0000	FOOD SERVICE FUND	335,154.02	111,510.22	338,678.39	94,652.84	417,739.23	256,093.18
007-9100	LEXINGTON MINUTEMEN ACADEMIC SCHOLARSHIP FUND	135,500.02	233.42	8,029.13	9,000.00	10,150.00	133,379.15
010-0000	CLASSROOM FACILITIES CONSTRUCTION FUND	8,914,173.95	4,161.07	35,040.35	37,516.00	7,096,869.07	1,852,345.23
018-9100	HIGH SCHOOL PRINCIPAL'S FUND	0.00	449.95	2,593.02	371.00	3,314.84	(721.82)
018-9101	HIGH SCHOOL FLOWER FUND	0.61	0.00	0.00	0.00	0.00	0.61
018-9200	JUNIOR HIGH PRINCIPAL'S FUND	7,955.81	0.00	(204.42)	0.00	1,027.50	6,723.89
018-9300	EASTERN PRINCIPAL'S FUND	2,492.63	2,651.00	4,806.92	397.56	1,103.79	6,195.76
018-9301	EASTERN ELEMENTARY BOOKFAIR/BOXTOPS FUND	3,616.00	0.00	0.00	0.00	186.83	3,429.17
018-9302	EASTERN ELEMENTARY MATH	1,036.52	0.00	0.00	0.00	0.00	1,036.52
018-9303	EASTERN RUN CLUB	379.86	0.00	1,060.00	832.00	970.13	469.73
018-9400	CENTRAL PRINCIPAL'S FUND	6,831.69	0.00	1,801.62	330.82	775.64	7,857.67
018-9401	CENTRAL ELEMENTARY BOOKFAIR FUND	4,379.76	0.00	3,112.47	1,189.41	1,189.41	6,302.82
018-9402	CENTRAL ELEMENTARY ART	1,941.37	0.00	0.00	0.00	41.60	1,899.77
018-9500	WESTERN PRINCIPAL'S FUND	19,405.20	442.27	2,916.79	589.00	2,331.81	19,990.18
018-9501	WESTERN ELEMENTARY BOOKFAIR/BOXTOPS FUND	4,405.06	0.00	25.00	0.00	131.83	4,298.23
018-9503	WESTERN ELEMENTARY ART	1,986.42	0.00	0.00	0.00	1,174.12	812.30
018-9901	JUNIOR HIGH TEACHER ADVISORY FUND	109.25	0.00	0.00	0.00	13.95	95.30
019-9001	ACADEMIC BOOSTERS GRANTS	769.07	0.00	0.00	0.00	0.00	769.07
019-9121	CENTRAL ELEMENTARY PTO GRANTS	1,845.70	7.44	40.13	0.00	0.00	1,885.83
019-9122	EASTERN ELEMENTARY PTO GRANTS	2,495.94	7.44	1,040.12	0.00	0.00	3,536.06
019-9123	WESTERN ELEMENTARY PTO GRANTS	3,233.76	7.42	2,040.09	0.00	0.00	5,273.85
019-9200	RICHLAND COUNTY FOUNDATION GRANT PLAYGROUND	200.00	0.00	0.00	0.00	0.00	200.00
019-9226	RICH CO FOUND GRANT-SCIENCE ENRICH FIELD TRIP	344.55	0.00	0.00	253.00	253.00	91.55
019-9227	RICH CO FOUND GRANT-CAREER BOOKS AND ACTIVITIES	0.00	0.00	532.00	0.00	0.00	532.00
019-9228	RICH CO FOUND GRANT-SOCIAL STUDIES MAKERSPACE	0.00	0.00	1,490.34	0.00	1,472.82	17.52
019-9301	RICH CO FOUND/SECO ROBOTICS GRANT (HEIMANN)	31.72	0.00	0.00	0.00	0.00	31.72
019-9302	RICH CO RETIRED TEACHERS ASSOC	150.00	0.00	0.00	0.00	0.00	150.00
019-9304	RICHLAND CO RETIRED TEACHERS -	200.00	0.00	0.00	0.00	0.00	200.00

Reporting Period: December 2022 (FY 2023)

1/6/23 12:06 PM

As Of Period: 12/31/2022

LEXINGTON LOCAL SCHOOLS Cash Summary Report

Full Account Code	Description	Initial Cash	MTD Received	FYTD Received	MTD Expended	FYTD Expended	Fund Balance
	HS ENGLISH						
022-9601	OHSAA TOURNAMENT AGENCY FUND	\$ 15,697.03	\$ 680.00	\$ (9,180.85)	\$ 0.00	\$ 5,309.78	\$ 1,206.40
024-0000	EMPLOYEE BENEFITS FUND FOR MEDICAL/DENTAL	602,251.69	440,203.35	2,635,353.97	442,771.78	2,686,490.54	551,115.12
034-0000	OFCC PROJECT MAINTENANCE FUND	466,338.41	0.00	79,426.46	0.00	1,263.52	544,501.35
200-9101	HIGH SCHOOL ART CLUB	372.46	0.00	0.00	0.00	0.00	372.46
200-9102	HIGH SCHOOL DRAMA CLUB	24,795.32	0.00	0.00	894.79	1,914.79	22,880.53
200-9103	HIGH SCHOOL MATH CLUB	52.70	0.00	0.00	0.00	0.00	52.70
200-9104	HIGH SCHOOL LEADERSHIP COUNCIL	681.50	0.00	0.00	0.00	0.00	681.50
200-9105	HIGH SCHOOL FRENCH CLUB	364.75	0.00	105.00	0.00	0.00	469.75
200-9107	HIGH SCHOOL SPANISH CLUB	688.50	0.00	0.00	0.00	0.00	688.50
200-9108	HIGH SCHOOL LEO CLUB	1,952.01	0.00	417.45	0.00	0.00	2,369.46
200-9114	HIGH SCHOOL STUDENT COUNCIL FUND	3,541.88	0.00	3,161.00	0.00	1,486.51	5,216.37
200-9115	HIGH SCHOOL KEY CLUB	1,789.17	0.00	810.00	729.00	729.00	1,870.17
200-9116	HIGH SCHOOL CHESS CLUB	321.00	0.00	0.00	0.00	0.00	321.00
200-9119	HIGH SCHOOL YEARBOOK FUND	48,496.71	50.00	6,428.00	0.00	12,804.80	42,119.91
200-9120	HIGH SCHOOL JOURNALISM FUND	505.44	0.00	0.00	0.00	0.00	505.44
200-9121	HIGH SCHOOL NATIONAL HONOR SOCIETY	0.00	0.00	5,600.00	495.00	3,695.50	1,904.50
200-9201	JUNIOR HIGH ART CLUB	647.48	0.00	0.00	0.00	0.00	647.48
200-9204	JUNIOR HIGH STUDENT COUNCIL FUND	1,346.98	621.00	978.00	404.54	493.50	1,831.48
200-9205	JUNIOR HIGH LIBRARY CLUB	77.65	0.00	0.00	0.00	0.00	77.65
200-9301	EASTERN ELEMENTARY STUDENT ACTIVITY FUND	1,281.57	2,944.87	2,944.87	0.00	0.00	4,226.44
200-9302	EASTERN ELEMENTARY ROBOTICS FUND	575.16	0.00	0.00	0.00	0.00	575.16
200-9611	HIGH SCHOOL INFORMED TEENS FUND	903.63	0.00	0.00	0.00	0.00	903.63
200-9612	JUNIOR HIGH INFORMED TEENS FUND	1,053.92	0.00	5.58	0.00	0.00	1,059.50
300-9115	JAZZ BAND	1,512.61	0.00	0.00	0.00	754.99	757.62
300-9116	CHOIR	1,284.95	0.00	0.00	0.00	0.00	1,284.95
300-9206	JUNIOR HIGH PHYS ED DEPARTMENT FUND	3,045.75	0.00	246.00	0.00	0.00	3,291.75
300-9210	JR HIGH INSTRUMENTAL	41.03	0.00	0.00	0.00	0.00	41.03
300-9600	ATHLETIC FUND	9,232.36	44,715.10	191,340.44	24,171.81	136,830.95	63,741.85
300-9601	ATHLETIC CAPITAL FUND	81,136.66	0.00	12,000.00	0.00	0.00	93,136.66
300-9602	ORCHESTRA	63.22	0.00	0.00	0.00	0.00	63.22
300-9603	ELEMENTARY MUSIC	1,572.09	0.00	0.00	0.00	0.00	1,572.09
300-9605	BAND	232.95	0.00	0.00	0.00	0.00	232.95
451-9023	DATA COMMUNICATION FUND	0.00	0.00	4,500.00	0.00	9,000.00	(4,500.00)
467-0000	STUDENT WELLNESS AND SUCCESS FUND	0.00	0.00	0.00	430.05	430.05	(430.05)

Reporting Period: December 2022 (FY 2023)

1/6/23 12:06 PM

As Of Period: 12/31/2022

LEXINGTON LOCAL SCHOOLS
Cash Summary Report

Full Account Code	Description	Initial Cash	MTD Received	FYTD Received	MTD Expended	FYTD Expended	Fund Balance
499-9121	SCHOOL BUS PURCHASE PROGRAM	\$ 0.00	\$ 0.00	\$ 0.00	\$ 0.00	\$ 0.00	\$ 0.00
507-9022	ESSER ARP FUNDING	(80,743.35)	69,177.44	637,770.51	47,936.84	586,807.91	(29,780.75)
507-9921	ESSER II FUNDING	0.00	0.00	11,526.00	13,921.15	25,447.15	(13,921.15)
516-9022	IDEA-B SPECIAL EDUCATION FY22	(113,767.74)	0.00	117,767.30	0.00	3,999.56	0.00
516-9023	IDEA PART B GRANTS	0.00	173,321.70	234,854.32	59,314.63	256,405.50	(21,551.18)
516-9922	IDEA PART B GRANTS	(5,510.87)	0.00	5,510.87	0.00	0.00	0.00
572-9021	TITLE I FY21	0.00	0.00	0.00	0.00	0.00	0.00
572-9022	TITLE I FY22	(37,107.86)	0.00	43,774.96	0.00	6,667.10	0.00
572-9023	TITLE I DISADVANTAGED CHILDREN	0.00	42,208.36	125,507.32	24,298.04	131,928.34	(6,421.02)
572-9922	TITLE I DISADVANTAGED CHILDREN	0.00	0.00	7,000.00	0.00	7,000.00	0.00
584-9023	TITLE IV, PART A, STUDENT SUPPORT AND ACADEMIC ENRICHMENT PROGRAMS	0.00	0.00	20,554.48	0.00	26,154.52	(5,600.04)
587-9023	IDEA PRESCHOOL-HANDICAPPED	0.00	1,486.46	4,289.64	1,040.20	4,289.64	0.00
587-9922	IDEA PRESCHOOL-HANDICAPPED	(2,313.40)	0.00	2,313.40	0.00	0.00	0.00
590-9023	IMPROVING TEACHER QUALITY	0.00	14,212.48	32,626.40	8,723.22	35,376.21	(2,749.81)
599-9023	MISCELLANEOUS FED. GRANT FUND	0.00	0.00	47,992.94	0.00	0.00	47,992.94
Grand Total		\$ 26,320,310.62	\$ 1,734,113.79	\$ 17,607,058.58	\$ 2,869,004.91	\$ 29,412,704.29	\$ 14,514,664.91

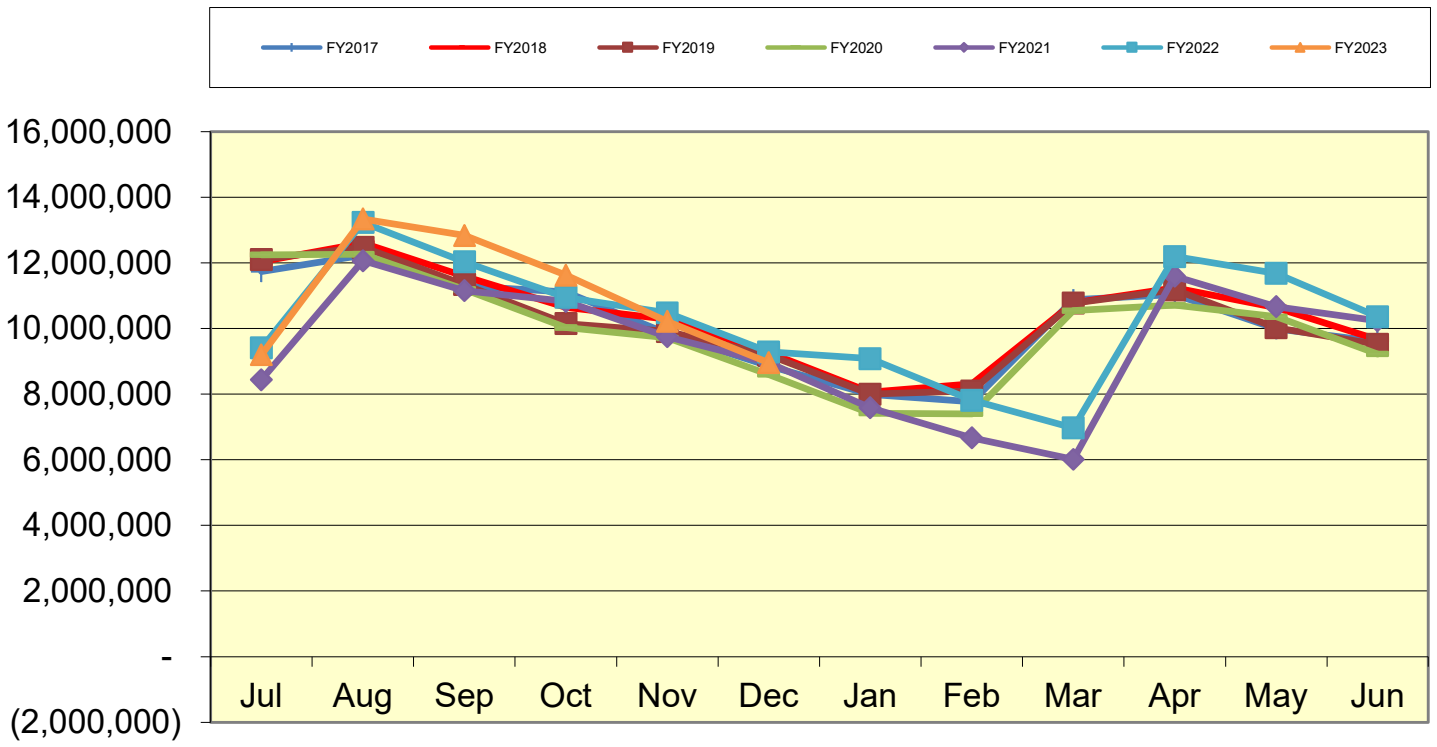
LEXINGTON LOCAL SCHOOLS Spending Plan Summary

ODE Line Number	Monthly Estimate	Monthly Actual	Monthly Difference	FYTD Estimate	FYTD Actual	FYTD Difference
01.010 General Property (Real Estate)	\$ 0.00	\$ 0.00	\$ 0.00	\$ 4,846,201.00	\$ 4,846,201.10	\$ 0.10
01.020 Tangible Personal Property Tax	0.00	0.00	0.00	467,255.00	467,255.11	0.11
01.030 Income Tax	0.00	0.00	0.00	0.00	0.00	0.00
01.035 Unrestricted Grants-in-Aid	712,000.00	757,316.26	45,316.26	4,356,643.00	4,398,194.55	41,551.55
01.040 Restricted Grants-in-Aid	45,000.00	40,156.72	(4,843.28)	251,856.00	241,544.77	(10,311.23)
01.045 Restricted Federal Grants-in-Aid - SFSF	0.00	0.00	0.00	0.00	0.00	0.00
01.050 Property Tax Allocation	0.00	0.00	0.00	883,036.00	883,092.92	56.92
01.060 All Other Operating Revenue	13,000.00	25,233.40	12,233.40	292,027.00	321,671.66	29,644.66
01.070 Total Revenue	770,000.00	822,706.38	52,706.38	11,097,018.00	11,157,960.11	60,942.11
02.010 Proceeds from Sale of Notes	0.00	0.00	0.00	0.00	0.00	0.00
02.020 State Emergency Loans & Advancements (Approved)	0.00	0.00	0.00	0.00	0.00	0.00
02.040 Operating Transfers-In	0.00	0.00	0.00	0.00	0.00	0.00
02.050 Advances-In	0.00	0.00	0.00	0.00	0.00	0.00
02.060 All Other Financial Sources	0.00	0.00	0.00	14,802.00	14,802.38	0.38
02.070 Total Other Financing Sources	0.00	0.00	0.00	14,802.00	14,802.38	0.38
02.080 Total Revenues and Other Financing Sources	770,000.00	822,706.38	52,706.38	11,111,820.00	11,172,762.49	60,942.49
03.010 Personal Services	1,200,000.00	1,218,064.50	18,064.50	7,126,979.00	7,193,715.85	66,736.85
03.020 Employees' Retirement/Insurance Benefits	598,000.00	590,925.60	(7,074.40)	3,481,416.00	3,453,051.81	(28,364.19)
03.030 Purchased Services	255,000.00	182,310.12	(72,689.88)	1,028,298.00	1,095,545.55	67,247.55
03.040 Supplies and Materials	30,000.00	69,611.85	39,611.85	616,034.00	627,743.15	11,709.15
03.050 Capital Outlay	0.00	20,529.34	20,529.34	29,601.00	60,327.32	30,726.32
03.060 Intergovernmental	0.00	0.00	0.00	0.00	0.00	0.00
04.010 Debt Service: All Principal (Historical)	0.00	0.00	0.00	0.00	0.00	0.00
04.020 Debt Service: Principal-Notes	0.00	0.00	0.00	0.00	0.00	0.00
04.030 Debt Service: Principal - State Loans	0.00	0.00	0.00	0.00	0.00	0.00
04.040 Debt Service: Principal - State Advancements	0.00	0.00	0.00	0.00	0.00	0.00
04.050 Debt Service: Principal - HB 264 Loans	0.00	0.00	0.00	0.00	0.00	0.00
04.055 Debt Service: Principal - Other	0.00	0.00	0.00	0.00	0.00	0.00
04.060 Debt Service: Interest and Fiscal Charges	0.00	0.00	0.00	0.00	0.00	0.00
04.300 Other Objects	6,500.00	0.00	(6,500.00)	143,623.00	139,124.32	(4,498.68)
04.500 Total Expenditures	2,089,500.00	2,081,441.41	(8,058.59)	12,425,951.00	12,569,508.00	143,557.00
05.010 Operational Transfers - Out	0.00	0.00	0.00	0.00	0.00	0.00
05.020 Advances - Out	0.00	0.00	0.00	0.00	0.00	0.00
05.030 All Other Financing Uses	0.00	0.00	0.00	0.00	0.00	0.00
05.040 Total Other Financing Uses	0.00	0.00	0.00	0.00	0.00	0.00
05.050 Total Expenditure and Other Financing Uses	2,089,500.00	2,081,441.41	(8,058.59)	12,425,951.00	12,569,508.00	143,557.00
06.010 Excess Rev & Oth Financing Sources over(under) Exp & Oth F	(1,319,500.00)	(1,258,735.03)	60,764.97	(1,314,131.00)	(1,396,745.51)	(82,614.51)
07.010 Cash Balance-July1 -Excluding Proposed Renew/Replace & New	0.00	10,220,261.91	10,220,261.91	10,358,272.00	10,358,272.39	0.39
07.020 Cash Balance June 30	(1,319,500.00)	8,961,526.88	10,281,026.88	9,044,141.00	8,961,526.88	(82,614.12)
08.010 Estimated Encumbrances June 30	(200,000.00)	2,095,111.28	2,295,111.28	1,800,000.00	2,095,111.28	295,111.28

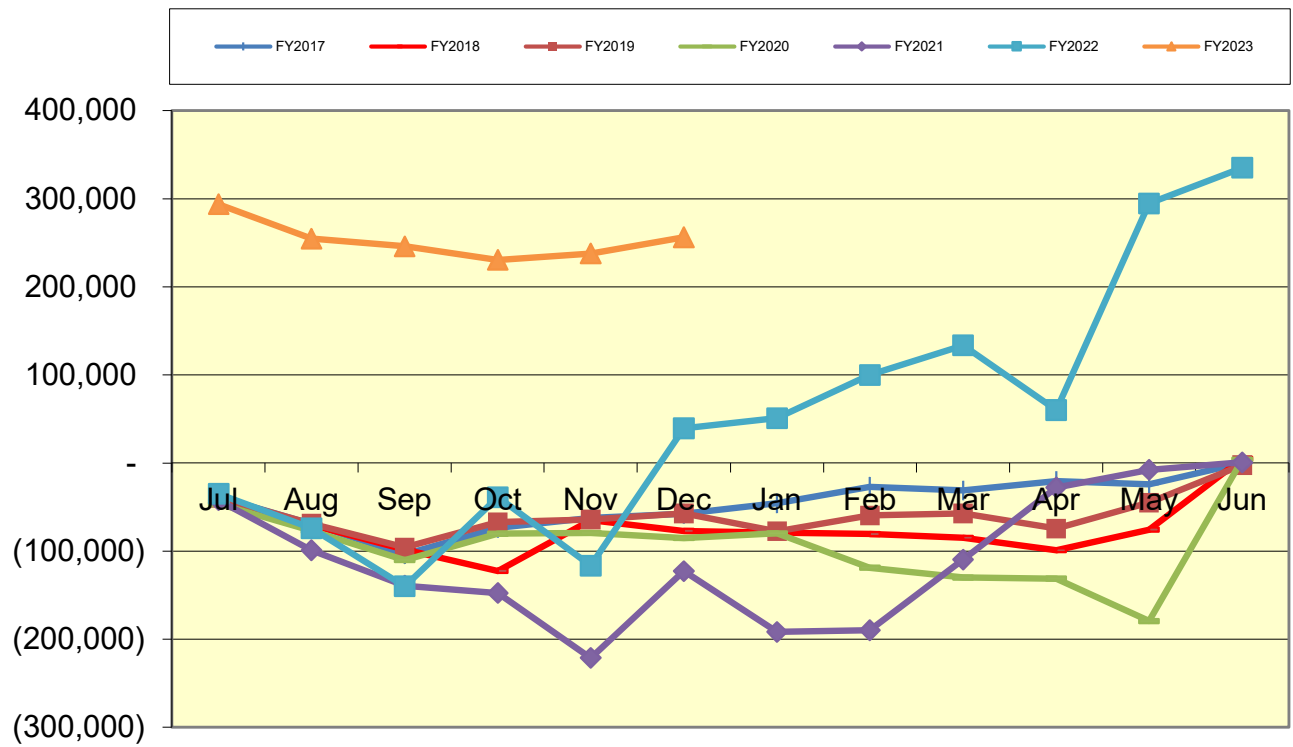
**LEXINGTON LOCAL SCHOOL DISTRICT
GENERAL FUND ONLY 2022-2023
SUMMARY OF RECEIPTS AND EXPENDITURES - FIVE YEAR FORECAST FORMAT**

LINE	DESCRIPTION	12/31/2022	FISCAL YEAR TO DATE Estimate	FISCAL YEAR TO DATE Actual	VARIANCE Estimate vs. Actual	PERCENT of VARIANCE
LINE 7.010	BEGINNING CASH BALANCE			\$ 10,358,272		
REVENUES						
LINE 1.010	Real Estate Tax	\$ 4,846,201	\$ 4,846,201	\$ 4,846,201	\$0	0.00%
LINE 1.020	Personal Property Tax	\$ 467,255	\$ 467,255	\$ 467,255	\$0	0.00%
LINE 1.030	Income Tax	\$ -	\$ -	\$ -	\$0	
LINE 1.035	State Funding	\$ 4,356,643	\$ 4,398,194	\$ 4,398,194	\$41,551	0.95%
LINE 1.040	Career Tech / Economic Disadv.	\$ 251,856	\$ 241,545	\$ 241,545	(\$10,311)	-4.09%
LINE 1.050	Property Tax Allocation	\$ 883,036	\$ 883,093	\$ 883,093	\$57	0.01%
LINE 1.060	Other Operating Revenue	\$ 292,027	\$ 321,672	\$ 321,672	\$29,645	10.15%
LINE 1.070	TOTAL REVENUE	\$ 11,097,018	\$ 11,157,960	\$ 11,157,960	\$60,942	0.55%
EXPENSES						
LINE 2.01	Proceeds from Notes	\$ -	\$ -	\$ -	\$0	
LINE 2.04	Transfers In	\$ -	\$ -	\$ -	\$0	
LINE 2.050	Advances In	\$ -	\$ -	\$ -	\$0	#DIV/0!
LINE 2.060	Other Financing Sources	\$ 14,802	\$ 14,802	\$ 14,802	\$0	0.00%
LINE 2.070	TOTAL OTHER SOURCES	\$ 14,802	\$ 14,802	\$ 14,802	\$0	0.00%
LINE 2.080	TOTAL REVENUES & Sources	\$ 11,111,820	\$ 11,172,762	\$ 11,172,762	\$60,942	0.55%
EXPENSES						
LINE 3.010	Salaries	\$ 7,126,979	\$ 7,193,716	\$ 7,193,716	(\$66,737)	-0.94%
LINE 3.020	Retirement and Benefits	\$ 3,481,416	\$ 3,453,052	\$ 3,453,052	\$28,364	0.81%
LINE 3.030	Purchased Services	\$ 1,028,298	\$ 1,095,546	\$ 1,095,546	(\$67,248)	-6.54%
LINE 3.040	Supplies and Materials	\$ 616,034	\$ 627,743	\$ 627,743	(\$11,709)	-1.90%
LINE 3.050	Capital Outlay and Equipment	\$ 29,601	\$ 60,327	\$ 60,327	(\$30,726)	-103.80%
LINE 3.06	INTERGOVERNMENTAL	\$ -	\$ -	\$ -	\$0	
LINE 4.020	DEBT SERVICE - Notes	\$ -	\$ -	\$ -	\$0	
LINE 4.060	DEBT SERVICE - Interest charges	\$ -	\$ -	\$ -	\$0	
LINE 4.300	Other Objects	\$ 143,623	\$ 139,124	\$ 139,124	\$4,499	3.13%
LINE 4.500	TOTAL EXPENDITURES	\$ 12,425,951	\$ 12,569,508	\$ 12,569,508	(\$143,557)	-1.16%
LINE 5.00	TRANSFERS OUT	\$ -	\$ -	\$ -	\$0	
LINE 5.02	ADVANCES OUT	\$ -	\$ -	\$ -	\$0	
LINE 5.03	ALL OTHER USES	\$ -	\$ -	\$ -	\$0	
LINE 5.040	TOTAL OTHER USES	\$ -	\$ -	\$ -	\$0	
LINE 5.050	TOTAL EXPENDITURES & USES	\$ 12,425,951	\$ 12,569,508	\$ 12,569,508	(\$143,557)	-1.16%
		Estimate	Actual	Variance		
LINE 6.010	REVENUES OVER EXPENSES	\$ (1,314,131)	\$ (1,396,746)	(\$82,615)		
LINE 7.020	ENDING CASH BALANCE	\$ 9,044,141	\$ 8,961,526	(\$82,615)		
	Less Reserves	\$ (87,929)	\$ (87,929)	\$ -		
LINE 8.010	Less Outstanding Encumbrances	\$ (1,800,000)	\$ (2,095,111)	\$ (295,111)	16.40%	
LINE 15.010	Unreserved Fund Balance	\$ 7,156,212	\$ 6,778,486	(\$377,726)	-5.28%	
		Estimate	Actual	Benchmark Yr. End		
	Salaries/Benefits as % of Revenue	95.6%	95.4%	80.1% or below		
	True Days Cash - Calendar Days on which can operate	106	99	90 or above optimal		

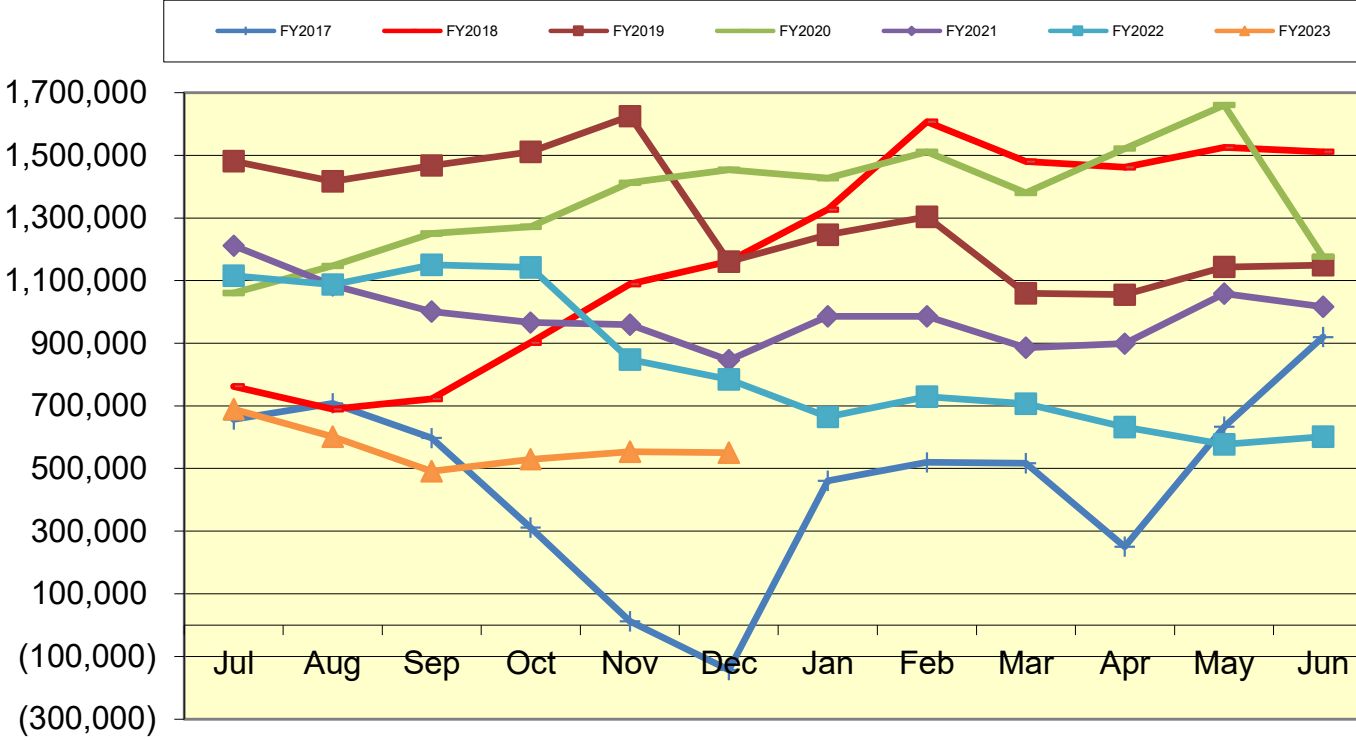
Lexington Local Schools General Fund Cash Balance



Lexington Local Schools Food Service Fund Cash Balance



Lexington Local Schools Employee Benefits Fund Cash Balance



Lexington Local Schools

**Permanent Improvement Fund
12/31/2022**

	Budgeted Amount	Actual Fiscal Year Expended	Current Encumbrances	Expenses / Encumbrances Over/Under Estimate	Remaining Estimated PI Project Costs
Instruction and Administration					
Western Elementary Equipment/Materials	\$ 2,219.00	\$ 1,889.33	\$ -	\$329.67	\$329.67
Eastern Elementary Equipment/Materials	\$ 4,000.00	\$ -	\$ 4,000.00	\$0.00	\$0.00
Central Elementary Equipment/Materials	\$ 1,499.00	\$ 1,169.33	\$ -	\$329.67	\$329.67
High School Platform Lift	\$ 37,250.00	\$ -	\$ 37,250.00	\$0.00	\$0.00
High School Genesis Mobile Stairlift	\$ 2,999.99	\$ -	\$ 2,999.99	\$0.00	\$0.00
High School Music Equipment	\$ 6,335.98	\$ -	\$ 13,438.15	(\$7,102.17)	(\$7,102.17)
Board Office Equipment/Materials	\$ 9,305.90	\$ -	\$ 9,305.90	\$0.00	\$0.00
Maintenance/Security					
New Maintenance Garage	\$ 75,000.00	\$ 60,956.68	\$ 384.12	\$13,659.20	\$13,659.20
Ride-On Scrubber	\$ 23,615.00	\$ -	\$ 23,615.00	\$0.00	\$0.00
Window Security Film and Door Security	\$ 21,000.00	\$ 8,089.67	\$ 13,209.00	(\$298.67)	(\$298.67)
New Maintenance Truck	\$ 38,285.00	\$ 38,285.00	\$ -	\$0.00	\$0.00
7-12 Building Water Softener	\$ 50,016.00	\$ 35,900.00	\$ 14,116.00	\$0.00	\$0.00
Transportation					
New buses	\$ 170,976.00	\$ -	\$ 170,976.00	\$0.00	\$0.00
New vans	\$ 74,335.00	\$ 74,335.00	\$ -	\$0.00	\$0.00
Technology					
Computers, servers, tech equip., etc.	\$ 150,000.00	\$ 146,830.48	\$ 58,349.29	(\$55,179.77)	(\$55,179.77)
Food Service					
Food Service Equipment	\$ -	\$ -	\$ -	\$0.00	\$0.00
Athletics and Student Activities					
HS Athletics/Marching Band Equipment	\$ 50,000.00	\$ 20,651.32	\$ 9,930.00	\$19,418.68	\$19,418.68
Fieldhouse Fire Alarm System	\$ 19,601.27	\$ 9,800.63	\$ 7,733.64	\$2,067.00	\$2,067.00
Fees					
Tax Collection Fees	\$ 14,500.00	\$ 5,208.77	\$ -	\$9,291.23	\$9,291.23
Totals	\$ 750,938.14	\$ 403,116.21	\$ 365,307.09	(\$17,485.16)	(\$17,485.16)
Total Budgeted	\$ 750,938.14				
Actual Cash Balance 7/1/22	\$ 157,326.37				
Revenues FY23 - Taxes from levy	\$ 323,547.84				
Expenditures FY23	\$ (403,116.21)				
Current Cash Balance	\$77,758.00				
Current Encumbrances	\$ (365,307.09)				
Available Balance	(\$287,549.09)				
Remaining Estimated Revenues FY23 - Taxes from levy	\$ 426,452.16				
Less: Remaining Estimated PI Project Costs	\$17,485.16				
6/30/23 Estimated Unencumbered Carryover	\$ 156,388.23				

Lexington Local Schools

Food Service Fund 2022-23 vs. 2021-2022 vs. 2020-2021

							Beginning Balance 7/1/22	\$ 335,154
2022-2023 Through 12/31/22								
<i>Revenues</i>	District-Wide	HS/JH	Junior High	Eastern	Central	Western	Total	
Student Type A, Ezpay, Misc	\$ -	\$ 94,724	\$ -	\$ 30,148	\$ 25,650	\$ 20,988	\$ 171,510	
Student Break, Milk & A La Carte	\$ -	\$ 33,503	\$ -	\$ 3,650	\$ 2,697	\$ 1,654	\$ 41,504	
Adult & Misc revenues	\$ 7,606	\$ 2,271	\$ -	\$ 361	\$ 92	\$ 116	\$ 10,446	
State Reimb	\$ -	\$ -	\$ -	\$ -	\$ -	\$ -	\$ -	
Federal Reimb	\$ -	\$ 52,069	\$ -	\$ 27,703	\$ 21,977	\$ 13,470	\$ 115,219	
Transfer In	\$ -	\$ -	\$ -	\$ -	\$ -	\$ -	\$ -	
Total Revenues	\$ 7,606	\$ 182,567	\$ -	\$ 61,862	\$ 50,416	\$ 36,228	\$ 338,679	
<i>Expenses</i>								
Wages	\$ 26,656	\$ 90,213	\$ -	\$ 26,373	\$ 18,183	\$ 19,686	\$ 181,111	
Severance	\$ -	\$ -	\$ -	\$ -	\$ -	\$ -	\$ -	
Retirement	\$ 6,728	\$ 17,412	\$ -	\$ 3,692	\$ 5,270	\$ 4,262	\$ 37,364	
Medical	\$ 5,059	\$ 31,171	\$ -	\$ 9,153	\$ 4,206	\$ 9,153	\$ 58,742	
Life, Dent, MC, WC	\$ 666	\$ 2,706	\$ -	\$ 626	\$ 800	\$ 510	\$ 5,308	
Purch Serv, Repairs, Phone, Post	\$ 1,559	\$ 554	\$ -	\$ 335	\$ 335	\$ 335	\$ 3,118	
Supplies	\$ 4,250	\$ -	\$ -	\$ -	\$ -	\$ -	\$ 4,250	
Food Costs	\$ -	\$ 68,678	\$ -	\$ 34,955	\$ 15,316	\$ 8,897	\$ 127,846	
Equipment	\$ -	\$ -	\$ -	\$ -	\$ -	\$ -	\$ -	
Other Costs	\$ -	\$ -	\$ -	\$ -	\$ -	\$ -	\$ -	
Total Expenses	\$ 44,918	\$ 210,734	\$ -	\$ 75,134	\$ 44,110	\$ 42,843	\$ 417,739	
Net Gain (Loss)	\$ (37,312)	\$ (28,167)	\$ -	\$ (13,272)	\$ 6,306	\$ (6,615)	\$ (79,060)	
							Ending Cash Balance 12/31/22	\$ 256,094

							Beginning Balance 7/1/21	\$ 808
2020-2021 Through 12/31/21								
<i>Revenues</i>	District-Wide	High School	Junior High	Eastern	Central	Western	Total	
Student Type A, Ezpay, Misc	\$ -	\$ (1,107)	\$ (905)	\$ (13)	\$ 523	\$ 161	\$ (1,341)	
Student Break, Milk & A La Carte	\$ -	\$ 10,398	\$ 3,863	\$ 1,421	\$ 725	\$ 280	\$ 16,687	
Adult & Misc revenues	\$ 5,967	\$ 1,358	\$ 422	\$ 467	\$ 288	\$ 13	\$ 8,515	
State Reimb	\$ -	\$ -	\$ -	\$ -	\$ -	\$ -	\$ -	
Federal Reimb	\$ -	\$ 112,364	\$ 70,121	\$ 91,339	\$ 83,752	\$ 67,972	\$ 425,548	
Transfer In	\$ -	\$ -	\$ -	\$ -	\$ -	\$ -	\$ -	
Total Revenues	\$ 5,967	\$ 123,013	\$ 73,501	\$ 93,214	\$ 85,288	\$ 68,426	\$ 449,409	
<i>Expenses</i>								
Wages	\$ 25,658	\$ 53,844	\$ 24,705	\$ 18,160	\$ 16,740	\$ 17,446	\$ 156,553	
Severance	\$ -	\$ -	\$ -	\$ -	\$ -	\$ -	\$ -	
Retirement	\$ 5,857	\$ 10,250	\$ 4,616	\$ 5,508	\$ 2,875	\$ 3,518	\$ 32,624	
Medical	\$ 10,727	\$ 26,057	\$ 4,102	\$ 11,928	\$ 4,102	\$ 5,924	\$ 62,840	
Life, Dent, MC, WC	\$ 707	\$ 1,722	\$ 959	\$ 580	\$ 693	\$ 395	\$ 5,056	
Purch Serv, Repairs, Phone, Post	\$ 1,820	\$ 1,521	\$ 751	\$ 399	\$ 300	\$ 1,739	\$ 6,530	
Supplies	\$ 5,017	\$ -	\$ -	\$ -	\$ -	\$ -	\$ 5,017	
Food Costs	\$ -	\$ 44,645	\$ 20,521	\$ 41,828	\$ 14,137	\$ 21,256	\$ 142,387	
Equipment	\$ -	\$ -	\$ -	\$ -	\$ -	\$ -	\$ -	
Other Costs	\$ -	\$ -	\$ -	\$ -	\$ -	\$ -	\$ -	
Total Expenses	\$ 49,786	\$ 138,039	\$ 55,654	\$ 78,403	\$ 38,847	\$ 50,278	\$ 411,007	
Net Gain (Loss)	\$ (43,819)	\$ (15,026)	\$ 17,847	\$ 14,811	\$ 46,441	\$ 18,148	\$ 38,402	
							Ending Cash Balance 12/31/21	\$ 39,210

							Beginning Balance 7/1/20	\$ 3,725
2019-2020 Through 12/31/20								
<i>Revenues</i>	District-Wide	High School	Junior High	Eastern	Central	Western	Total	
Student Type A, Ezpay, Misc	\$ -	\$ (997)	\$ 42	\$ 582	\$ 1,040	\$ 928	\$ 1,595	
Student Break, Milk & A La Carte	\$ -	\$ 7,081	\$ 1,659	\$ 1,630	\$ 1,144	\$ 571	\$ 12,085	
Adult & Misc revenues	\$ 3,123	\$ 1,028	\$ 351	\$ 366	\$ 236	\$ 50	\$ 5,154	
State Reimb	\$ -	\$ -	\$ -	\$ -	\$ -	\$ -	\$ -	
Federal Reimb	\$ -	\$ 53,453	\$ 37,284	\$ 46,256	\$ 50,195	\$ 33,059	\$ 220,247	
Transfer In	\$ -	\$ -	\$ -	\$ -	\$ -	\$ -	\$ -	
Total Revenues	\$ 3,123	\$ 60,565	\$ 39,336	\$ 48,834	\$ 52,615	\$ 34,608	\$ 239,081	
<i>Expenses</i>								
Wages	\$ 24,823	\$ 53,453	\$ 29,304	\$ 21,344	\$ 17,604	\$ 17,733	\$ 164,261	
Severance	\$ -	\$ -	\$ -	\$ -	\$ -	\$ -	\$ -	
Retirement	\$ 5,958	\$ 14,250	\$ 4,103	\$ 6,618	\$ 4,327	\$ 3,358	\$ 38,614	
Medical	\$ 10,807	\$ 26,290	\$ 8,278	\$ 18,012	\$ 9,143	\$ -	\$ 72,530	
Life, Dent, MC, WC	\$ 696	\$ 1,711	\$ 1,213	\$ 797	\$ 460	\$ 233	\$ 5,110	
Purch Serv, Repairs, Phone, Post	\$ 977	\$ 430	\$ 579	\$ 1,617	\$ 320	\$ 320	\$ 4,243	
Supplies	\$ 5,309	\$ 27,750	\$ 11,832	\$ 18,286	\$ 7,013	\$ 10,523	\$ 80,713	
Food Costs	\$ -	\$ -	\$ -	\$ -	\$ -	\$ -	\$ -	
Equipment	\$ -	\$ -	\$ -	\$ -	\$ -	\$ -	\$ -	
Other Costs	\$ -	\$ -	\$ -	\$ -	\$ -	\$ -	\$ -	
Total Expenses	\$ 48,570	\$ 123,884	\$ 55,309	\$ 66,674	\$ 38,867	\$ 32,167	\$ 365,471	
Net Gain (Loss)	\$ (45,447)	\$ (63,319)	\$ (15,973)	\$ (17,840)	\$ 13,748	\$ 2,441	\$ (126,390)	
							Ending Cash Balance 12/31/20	\$ (122,665)

Start Date: 12/1/2022

End Date: 12/31/2022

LEXINGTON LOCAL SCHOOLS

Disbursement Summary Report

Reference Number	Check Number	Type	Date	Name	Vendor #	Status	Reconcile Date	Void Date	Amount
41935	93675	ACCOUNTS_P AYABLE	12/8/2022	NORTH CENTRAL OHIO MIDDLE SCHOOL SWIM LEAGUE	13741	OUTSTANDIN G			\$ 150.00
41936	93676	REFUND	12/8/2022	TIEN PHAM	10643	OUTSTANDIN G			37.00
41937	93677	REFUND	12/8/2022	ADAM WEISER	13886	RECONCILED	12/19/2022		35.00
41939	93678	ACCOUNTS_P AYABLE	12/9/2022	ALFRED NICKLES BAKERY	613	RECONCILED	12/19/2022		2,955.37
41950	93679	ACCOUNTS_P AYABLE	12/9/2022	AMANDA BADERTSCH ER	13224	OUTSTANDIN G			140.00
41947	93680	ACCOUNTS_P AYABLE	12/9/2022	AMAZON CAPITAL SERVICES	13575	RECONCILED	12/20/2022		242.55
41944	93681	ACCOUNTS_P AYABLE	12/9/2022	DARLA M BAKER	8381	RECONCILED	12/13/2022		100.00
41941	93682	ACCOUNTS_P AYABLE	12/9/2022	DIANE EIFRID	6217	RECONCILED	12/14/2022		166.00
41945	93683	ACCOUNTS_P AYABLE	12/9/2022	FITNESS FINDERS, INC.	9861	OUTSTANDIN G			129.90
41952	93684	ACCOUNTS_P AYABLE	12/9/2022	HEALTHCAR E BILLING SERVICES	11018	RECONCILED	12/14/2022		250.98
41938	93685	ACCOUNTS_P AYABLE	12/9/2022	HEINEMANN	2615	RECONCILED	12/16/2022		2,687.44
41953	93686	ACCOUNTS_P AYABLE	12/9/2022	JENNIFER BERRY	9043	RECONCILED	12/16/2022		244.88
41955	93687	ACCOUNTS_P AYABLE	12/9/2022	JULIE DETLEF	7178	RECONCILED	12/16/2022		204.50
41951	93688	ACCOUNTS_P AYABLE	12/9/2022	KIMBALL MIDWEST	11066	RECONCILED	12/19/2022		394.40
41946	93689	ACCOUNTS_P AYABLE	12/9/2022	LIZ SAVKA	12167	RECONCILED	12/16/2022		82.55
41949	93690	ACCOUNTS_P AYABLE	12/9/2022	NCS PEARSON, INC.	9497	RECONCILED	12/16/2022		131.80
41954	93691	ACCOUNTS_P AYABLE	12/9/2022	NWDGCA	13885	RECONCILED	12/20/2022		10.00
41948	93692	ACCOUNTS_P AYABLE	12/9/2022	SCHOOL SPECIALTY	6538	RECONCILED	12/27/2022		20.73
41943	93693	ACCOUNTS_P AYABLE	12/9/2022	VILLAGE OF LEXINGTON	472	RECONCILED	12/20/2022		23,385.32
41942	93694	ACCOUNTS_P AYABLE	12/9/2022	VILLAGE OF LEXINGTON	704	VOID		12/20/2022	2,168.38
41940	93695	ACCOUNTS_P AYABLE	12/9/2022	WILSON LANGUAGE TRAINING CORP.	8967	RECONCILED	12/20/2022		604.80
41956	93696	ACCOUNTS_P AYABLE	12/9/2022	CRISIS PREVENTION INSTITUTE	13826	RECONCILED	12/20/2022		1,400.00
41970	93697	ACCOUNTS_P AYABLE	12/13/2022	CULLIGAN QUALITY WATER	610	RECONCILED	12/21/2022		158.00
41967	93698	ACCOUNTS_P AYABLE	12/13/2022	AMERICAN ELECTRIC POWER	701	RECONCILED	12/23/2022		221.20
41986	93699	ACCOUNTS_P AYABLE	12/13/2022	TRANSPORTA TION	819	RECONCILED	12/21/2022		1,067.36

Start Date: 12/1/2022

End Date: 12/31/2022

LEXINGTON LOCAL SCHOOLS Disbursement Summary Report

Reference Number	Check Number	Type	Date	Name	Vendor #	Status	Reconcile Date	Void Date	Amount
				ACCESSORIE S CO.					
41973	93700	ACCOUNTS_P AYABLE	12/13/2022	SHELBY PRINTING, INC.	955	RECONCILED	12/19/2022		\$ 930.67
41993	93701	ACCOUNTS_P AYABLE	12/13/2022	AWARDSMIT H	1370	RECONCILED	12/23/2022		118.00
41976	93702	ACCOUNTS_P AYABLE	12/13/2022	KROGER COMPANY	5498	RECONCILED	12/19/2022		26.75
41990	93703	ACCOUNTS_P AYABLE	12/13/2022	TREASURER STATE OF OHIO	5996	RECONCILED	12/21/2022		283.50
41992	93704	ACCOUNTS_P AYABLE	12/13/2022	U.S. AWARDS, INC.	7712	RECONCILED	12/20/2022		906.43
41961	93705	ACCOUNTS_P AYABLE	12/13/2022	KELL ACE HARDWARE	8329	RECONCILED	12/20/2022		541.61
41985	93706	ACCOUNTS_P AYABLE	12/13/2022	HILLSDALE LOCAL SCHOOLS	8809	RECONCILED	12/22/2022		175.00
41975	93707	ACCOUNTS_P AYABLE	12/13/2022	SPYDER SIGNS & GRAPHICS	9378	OUTSTANDIN G			977.80
41957	93708	ACCOUNTS_P AYABLE	12/13/2022	COLE DISTRIBUTIN G	9752	RECONCILED	12/20/2022		15,664.36
41978	93709	ACCOUNTS_P AYABLE	12/13/2022	TREASURER, STATE OF OHIO	9906	RECONCILED	12/23/2022		100.00
41963	93710	ACCOUNTS_P AYABLE	12/13/2022	VOLZ FENCING	10003	RECONCILED	12/23/2022		7,790.00
41964	93711	ACCOUNTS_P AYABLE	12/13/2022	RENHILL GROUP, INC.	10075	RECONCILED	12/20/2022		12,318.13
41980	93712	ACCOUNTS_P AYABLE	12/13/2022	MINDY METCALF	10139	OUTSTANDIN G			140.00
41960	93713	ACCOUNTS_P AYABLE	12/13/2022	ELIZABETH A. RIEGEL	10733	OUTSTANDIN G			400.00
41966	93714	ACCOUNTS_P AYABLE	12/13/2022	O.E. MEYER COMPANY	10829	RECONCILED	12/28/2022		7.20
41969	93715	ACCOUNTS_P AYABLE	12/13/2022	GAME ONE	11017	RECONCILED	12/21/2022		4,880.00
41987	93716	ACCOUNTS_P AYABLE	12/13/2022	PETER L. THEM	11438	OUTSTANDIN G			20.94
41958	93717	ACCOUNTS_P AYABLE	12/13/2022	BRIDGEWAY ACADEMY	11513	RECONCILED	12/29/2022		6,046.00
41971	93718	ACCOUNTS_P AYABLE	12/13/2022	COLUMBIA GAS	11662	RECONCILED	12/23/2022		1,096.90
41962	93719	ACCOUNTS_P AYABLE	12/13/2022	SMITHFOOD S, INC	11797	RECONCILED	12/19/2022		4,253.89
41982	93720	ACCOUNTS_P AYABLE	12/13/2022	NOVA LUNA EDUC & CONSULTIN G	11942	RECONCILED	12/19/2022		972.00
41968	93721	ACCOUNTS_P AYABLE	12/13/2022	PAYSCHOOLS	12094	RECONCILED	12/23/2022		2,680.00
41983	93722	ACCOUNTS_P AYABLE	12/13/2022	GALION COMMUNITY HOSPITAL	12104	RECONCILED	12/20/2022		65.00
41981	93723	ACCOUNTS_P AYABLE	12/13/2022	JAMES HAYES	13087	RECONCILED	12/14/2022		970.35
41984	93724	ACCOUNTS_P AYABLE	12/13/2022	CHAD REYNOLDS	13309	RECONCILED	12/30/2022		83.15
41965	93725	ACCOUNTS_P AYABLE	12/13/2022	CHRISTOPHE R GLENNON	13459	RECONCILED	12/15/2022		140.00
41972	93726	ACCOUNTS_P AYABLE	12/13/2022	THEN DESIGN	13501	RECONCILED	12/20/2022		43,611.00

Start Date: 12/1/2022

End Date: 12/31/2022

LEXINGTON LOCAL SCHOOLS Disbursement Summary Report

Reference Number	Check Number	Type	Date	Name	Vendor #	Status	Reconcile Date	Void Date	Amount
				ARCHITECTURE LTD					
41974	93727	ACCOUNTS_P AYABLE	12/13/2022	AMAZON CAPITAL SERVICES	13575	RECONCILED	12/27/2022		\$ 662.12
41994	93728	ACCOUNTS_P AYABLE	12/13/2022	NORTHWEST OHIO WRESTLING	13595	RECONCILED	12/21/2022		25.00
41977	93729	ACCOUNTS_P AYABLE	12/13/2022	COMDOC INC	13671	RECONCILED	12/20/2022		13.77
41959	93730	ACCOUNTS_P AYABLE	12/13/2022	NAPA	13723	RECONCILED	12/19/2022		2,929.87
41988	93731	ACCOUNTS_P AYABLE	12/13/2022	GCL EDUCATION SERVICES, LLC	13827	RECONCILED	12/21/2022		3,135.00
41989	93732	ACCOUNTS_P AYABLE	12/13/2022	DAHNI REYNOLDS	13829	RECONCILED	12/28/2022		6,103.75
41991	93733	ACCOUNTS_P AYABLE	12/13/2022	HARMON QUALITY CONCRETE, LLC	13837	RECONCILED	12/20/2022		2,610.00
41979	93734	ACCOUNTS_P AYABLE	12/13/2022	SPEELMAN ELECTRIC	13888	RECONCILED	12/21/2022		42.53
42009	93735	ACCOUNTS_P AYABLE	12/14/2022	SOUTH CENTRAL LOCAL SCHOOLS	13758	RECONCILED	12/28/2022		175.00
41995	93736	ACCOUNTS_P AYABLE	12/14/2022	AMAZON CAPITAL SERVICES	13575	RECONCILED	12/28/2022		782.81
42007	93737	ACCOUNTS_P AYABLE	12/14/2022	ASHLAND UNIVERSITY	2793	OUTSTANDING			1,335.63
42003	93738	ACCOUNTS_P AYABLE	12/14/2022	BROWN, KIM	13890	OUTSTANDING			45.00
42011	93739	ACCOUNTS_P AYABLE	12/14/2022	COMMERICAL PARTS & SERVICE	11505	RECONCILED	12/22/2022		193.75
42000	93740	ACCOUNTS_P AYABLE	12/14/2022	CULLIGAN QUALITY WATER	610	RECONCILED	12/21/2022		132.00
42010	93741	ACCOUNTS_P AYABLE	12/14/2022	EAST OF CHICAGO PIZZA	6672	RECONCILED	12/20/2022		104.54
42001	93742	ACCOUNTS_P AYABLE	12/14/2022	EQUIPARTS	11070	RECONCILED	12/20/2022		464.32
42005	93743	ACCOUNTS_P AYABLE	12/14/2022	FAST EDDIES	7665	RECONCILED	12/20/2022		589.00
41996	93744	ACCOUNTS_P AYABLE	12/14/2022	KELL ACE HARDWARE	8329	RECONCILED	12/20/2022		644.09
41998	93745	ACCOUNTS_P AYABLE	12/14/2022	LABAKI SPEECH & FEEDING THERAPY LLC	13834	RECONCILED	12/21/2022		2,418.90
42002	93746	ACCOUNTS_P AYABLE	12/14/2022	MENARDS	10810	RECONCILED	12/20/2022		739.02
42006	93747	ACCOUNTS_P AYABLE	12/14/2022	NuGEN OUTDOOR ENTERPRISES LLC	13631	RECONCILED	12/21/2022		800.00
42012	93748	ACCOUNTS_P AYABLE	12/14/2022	QUALITY SAW & TOOL	1804	RECONCILED	12/23/2022		1,599.99
42008	93749	ACCOUNTS_P AYABLE	12/14/2022	SHIFFLER EQUIPMENT SALES, INC.	851	RECONCILED	12/20/2022		1,317.41

Start Date: 12/1/2022

End Date: 12/31/2022

LEXINGTON LOCAL SCHOOLS

Disbursement Summary Report

Reference Number	Check Number	Type	Date	Name	Vendor #	Status	Reconcile Date	Void Date	Amount
42004	93750	ACCOUNTS_P AYABLE	12/14/2022	SIESEL DISTRIBUTIN G	10297	RECONCILED	12/21/2022		\$ 79.96
41999	93751	ACCOUNTS_P AYABLE	12/14/2022	TREASURER, STATE OF OHIO	9906	OUTSTANDIN G			50.00
41997	93752	ACCOUNTS_P AYABLE	12/14/2022	WOLFF BROS. SUPPLY, INC.	8585	RECONCILED	12/21/2022		312.13
42041	93753	ACCOUNTS_P AYABLE	12/16/2022	AMANDA BADERTSCH ER	13224	OUTSTANDIN G			215.00
42014	93754	ACCOUNTS_P AYABLE	12/16/2022	AMAZON CAPITAL SERVICES	13575	RECONCILED	12/28/2022		2,429.11
42023	93755	ACCOUNTS_P AYABLE	12/16/2022	ANDY J. LITTLE	7196	RECONCILED	12/23/2022		140.00
42017	93756	ACCOUNTS_P AYABLE	12/16/2022	BRICKER & ECKLER LLP	10997	RECONCILED	12/20/2022		744.00
42032	93757	ACCOUNTS_P AYABLE	12/16/2022	BRIDGEWAY ACADEMY	11513	RECONCILED	12/29/2022		595.00
42027	93758	ACCOUNTS_P AYABLE	12/16/2022	BRIDGEWAY THERAPY CENTER	13818	RECONCILED	12/29/2022		5,415.00
42038	93759	ACCOUNTS_P AYABLE	12/16/2022	BUCKEYE BAKERY	13103	OUTSTANDIN G			171.00
42018	93760	ACCOUNTS_P AYABLE	12/16/2022	CHRISTOPHE R GLENNON	13459	RECONCILED	12/19/2022		140.00
42039	93761	ACCOUNTS_P AYABLE	12/16/2022	CLEAR FORK VALLEY (ATH)	11033	RECONCILED	12/22/2022		200.00
42029	93762	ACCOUNTS_P AYABLE	12/16/2022	COMDOC INC	13671	RECONCILED	12/22/2022		1,209.08
42042	93763	ACCOUNTS_P AYABLE	12/16/2022	DELL MARKETING L.P.	7777	RECONCILED	12/20/2022		1,639.30
42022	93764	ACCOUNTS_P AYABLE	12/16/2022	EJ THERAPY INC	13137	RECONCILED	12/22/2022		48,329.36
42034	93765	ACCOUNTS_P AYABLE	12/16/2022	FORGET-ME- NOT FLOWER SHOP,INC.	5460	RECONCILED	12/22/2022		39.00
42030	93766	ACCOUNTS_P AYABLE	12/16/2022	IMAGINE LEARNING LLC	13876	RECONCILED	12/27/2022		1,500.00
42024	93767	ACCOUNTS_P AYABLE	12/16/2022	KELL ACE HARDWARE	8329	OUTSTANDIN G			122.38
42035	93768	ACCOUNTS_P AYABLE	12/16/2022	KEY CLUB INTERNATIO NAL	1042	RECONCILED	12/22/2022		690.00
42036	93769	ACCOUNTS_P AYABLE	12/16/2022	LANA HILL	13892	RECONCILED	12/21/2022		671.89
42037	93770	ACCOUNTS_P AYABLE	12/16/2022	MARY HAAS	8610	OUTSTANDIN G			323.75
42021	93771	ACCOUNTS_P AYABLE	12/16/2022	MID-OHIO ED. SERVICE CENTER	69	RECONCILED	12/19/2022		2,255.42
42043	93772	ACCOUNTS_P AYABLE	12/16/2022	MVD SPORTS	6482	RECONCILED	12/28/2022		1,319.55
42016	93773	ACCOUNTS_P AYABLE	12/16/2022	NORTH CENTRAL OHIO ESC	9382	RECONCILED	12/20/2022		3,792.97
42031	93774	ACCOUNTS_P AYABLE	12/16/2022	OHSBCA	11024	RECONCILED	12/22/2022		90.00
42033	93775	ACCOUNTS_P AYABLE	12/16/2022	OHSFSCA	10933	RECONCILED	12/30/2022		95.00
42028	93776	ACCOUNTS_P	12/16/2022	RUMPKE	11508	RECONCILED	12/27/2022		1,211.77

Start Date: 12/1/2022

End Date: 12/31/2022

LEXINGTON LOCAL SCHOOLS

Disbursement Summary Report

Reference Number	Check Number	Type	Date	Name	Vendor #	Status	Reconcile Date	Void Date	Amount
		AYABLE							
42019	93777	ACCOUNTS_P AYABLE	12/16/2022	SCHOOL SPECIALTY	6538	RECONCILED	12/29/2022		\$ 3,074.52
42015	93778	ACCOUNTS_P AYABLE	12/16/2022	SHAR PRODUCTS CO	11549	RECONCILED	12/21/2022		1,460.82
42026	93779	ACCOUNTS_P AYABLE	12/16/2022	SHIFFLER EQUIPMENT SALES, INC.	851	OUTSTANDIN G			62.38
42020	93780	ACCOUNTS_P AYABLE	12/16/2022	SPYDER SIGNS & GRAPHICS	9378	OUTSTANDIN G			792.35
42025	93781	ACCOUNTS_P AYABLE	12/16/2022	ST FRANCIS DESALES SCHOOL	13090	OUTSTANDIN G			310.00
42040	93782	ACCOUNTS_P AYABLE	12/16/2022	THE REHAB CENTER	11246	OUTSTANDIN G			18,750.00
42046	93783	ACCOUNTS_P AYABLE	12/19/2022	BOWLING GREEN STATE UNIVERSITY	9864	OUTSTANDIN G			1,254.00
42047	93784	ACCOUNTS_P AYABLE	12/19/2022	HOLIDAY INN EXPRESS	11816	OUTSTANDIN G			3,088.80
42052	93785	ACCOUNTS_P AYABLE	12/19/2022	JAMES HAYES	13087	RECONCILED	12/21/2022		970.35
42050	93786	ACCOUNTS_P AYABLE	12/19/2022	KELL ACE HARDWARE	8329	OUTSTANDIN G			69.57
42051	93787	ACCOUNTS_P AYABLE	12/19/2022	KIMBALL MIDWEST	11066	RECONCILED	12/27/2022		460.23
42053	93788	ACCOUNTS_P AYABLE	12/19/2022	MID-OHIO ED. SERVICE CENTER	69	RECONCILED	12/27/2022		1,125.00
42054	93789	ACCOUNTS_P AYABLE	12/19/2022	NYTE FLYTE ENTERTAIN MENT	12059	RECONCILED	12/21/2022		200.00
42048	93790	ACCOUNTS_P AYABLE	12/19/2022	POST MASTER	918	RECONCILED	12/21/2022		779.58
42049	93791	ACCOUNTS_P AYABLE	12/19/2022	SMETZ'S TIRE SERVICE CENTER	10453	RECONCILED	12/30/2022		3,698.55
42055	93792	ACCOUNTS_P AYABLE	12/20/2022	VILLAGE OF LEXINGTON	704	RECONCILED	12/28/2022		2,575.70
42063	93793	ACCOUNTS_P AYABLE	12/22/2022	STEALTH PARTNER GROUP	13604	RECONCILED	12/28/2022		47,350.21
42064	93794	ACCOUNTS_P AYABLE	12/30/2022	AMAZON CAPITAL SERVICES	13575	OUTSTANDIN G			390.75
42069	93795	ACCOUNTS_P AYABLE	12/30/2022	CADEN EICHLER	13895	OUTSTANDIN G			1,500.00
42066	93796	ACCOUNTS_P AYABLE	12/30/2022	CBIZ BENEFITS & INSURANCE	8780	OUTSTANDIN G			2,750.00
42067	93797	ACCOUNTS_P AYABLE	12/30/2022	COLE DISTRIBUTIN G	9752	OUTSTANDIN G			5,372.56
42068	93798	ACCOUNTS_P AYABLE	12/30/2022	COLUMBIA GAS	11662	OUTSTANDIN G			2,808.41
42070	93799	ACCOUNTS_P AYABLE	12/30/2022	ELUMA, LLC	13844	OUTSTANDIN G			6,764.05
42072	93800	ACCOUNTS_P AYABLE	12/30/2022	IMAGINE LEARNING LLC	13876	OUTSTANDIN G			2,100.00
42073	93801	ACCOUNTS_P	12/30/2022	JAMES MASI	13685	OUTSTANDIN			1,500.00

Start Date: 12/1/2022

End Date: 12/31/2022

LEXINGTON LOCAL SCHOOLS

Disbursement Summary Report

Reference Number	Check Number	Type	Date	Name	Vendor #	Status	Reconcile Date	Void Date	Amount
		AYABLE				G			
42079	93802	ACCOUNTS_P AYABLE	12/30/2022	MITCHELL L STAPLES	10230	OUTSTANDIN G			\$ 690.00
42074	93803	ACCOUNTS_P AYABLE	12/30/2022	OHIO.NET INTERNET PROVIDERS	13038	OUTSTANDIN G			476.62
42075	93804	ACCOUNTS_P AYABLE	12/30/2022	QUENCH USA INC	9919	OUTSTANDIN G			43.16
42076	93805	ACCOUNTS_P AYABLE	12/30/2022	SCHOOL SPECIALTY	6538	OUTSTANDIN G			509.29
42077	93806	ACCOUNTS_P AYABLE	12/30/2022	SHAW & OTT MEDICAL	11954	OUTSTANDIN G			1,128.90
42078	93807	ACCOUNTS_P AYABLE	12/30/2022	SPECIALIZED EDUCATION OF OHIO, INC	13693	OUTSTANDIN G			7,678.20
42065	93808	ACCOUNTS_P AYABLE	12/30/2022	STEPHANIE BLACKSTON E	7728	OUTSTANDIN G			116.68
42080	93809	ACCOUNTS_P AYABLE	12/30/2022	TREASURER, STATE OF OHIO	9906	OUTSTANDIN G			2,214.00
42071	93810	ACCOUNTS_P AYABLE	12/30/2022	TRISHA HUGHES	11754	OUTSTANDIN G			1,200.00
42081	93811	ACCOUNTS_P AYABLE	12/30/2022	UNIVERSITY OF CINCINNATI	13509	OUTSTANDIN G			1,500.00
42082	93812	ACCOUNTS_P AYABLE	12/30/2022	VASU COMMUNICA TIONS, INC.	3309	OUTSTANDIN G			136.40
42083	93813	ACCOUNTS_P AYABLE	12/30/2022	WESTERN PSYCHOLOGI CAL SERVICES	13720	OUTSTANDIN G			58.30
42109	93814	ACCOUNTS_P AYABLE	12/30/2022	AMANDA BADERTSCH ER	13224	OUTSTANDIN G			90.00
42117	93815	ACCOUNTS_P AYABLE	12/30/2022	AMAZON CAPITAL SERVICES	13575	OUTSTANDIN G			64.37
42087	93816	ACCOUNTS_P AYABLE	12/30/2022	AMERICAN ELECTRIC POWER	701	OUTSTANDIN G			22,314.97
42101	93817	ACCOUNTS_P AYABLE	12/30/2022	AUSTIN JAVUREK	10372	OUTSTANDIN G			159.91
42110	93818	ACCOUNTS_P AYABLE	12/30/2022	AWARDSMIT H	1370	OUTSTANDIN G			495.00
42091	93819	ACCOUNTS_P AYABLE	12/30/2022	CARDINAL BUS SALES & SERVICE	6515	OUTSTANDIN G			2,189.33
42115	93820	ACCOUNTS_P AYABLE	12/30/2022	CARDINAL RENTAL & SALES, LTD	8777	OUTSTANDIN G			1,564.00
42118	93821	ACCOUNTS_P AYABLE	12/30/2022	COLUMBUS STATE COMMUNITY	11867	OUTSTANDIN G			332.94
42103	93822	ACCOUNTS_P AYABLE	12/30/2022	ELIZABETH A. RIEGEL	10733	OUTSTANDIN G			150.00
42121	93823	ACCOUNTS_P AYABLE	12/30/2022	FAST EDDIES	7665	OUTSTANDIN G			397.56
42098	93824	ACCOUNTS_P AYABLE	12/30/2022	FLYNN ENVIRONME NTAL, INC	13669	OUTSTANDIN G			572.50
42095	93825	ACCOUNTS_P AYABLE	12/30/2022	FURBAY/MAN SFIELD ELECTRIC	8458	OUTSTANDIN G			150.65

Start Date: 12/1/2022

End Date: 12/31/2022

LEXINGTON LOCAL SCHOOLS

Disbursement Summary Report

Reference Number	Check Number	Type	Date	Name	Vendor #	Status	Reconcile Date	Void Date	Amount
42123	93826	ACCOUNTS_P AYABLE	12/30/2022	FUSION APPAREL	11164	OUTSTANDIN G			\$ 832.00
42112	93827	ACCOUNTS_P AYABLE	12/30/2022	GIMKIT, INC	13667	OUTSTANDIN G			650.00
42088	93828	ACCOUNTS_P AYABLE	12/30/2022	GRADY ENTERPRISE S, INC.	9664	OUTSTANDIN G			1,207.32
42114	93829	ACCOUNTS_P AYABLE	12/30/2022	GRAINGER	5843	OUTSTANDIN G			15.60
42107	93830	ACCOUNTS_P AYABLE	12/30/2022	HAGUE CRYSTAL CLEAR WATER	13869	OUTSTANDIN G			478.17
42090	93831	ACCOUNTS_P AYABLE	12/30/2022	HD SUPPLY FACILITIES	6504	OUTSTANDIN G			924.95
42120	93832	ACCOUNTS_P AYABLE	12/30/2022	HILLYARD OHIO	13569	OUTSTANDIN G			453.49
42086	93833	ACCOUNTS_P AYABLE	12/30/2022	JEREMY SECRIST	10745	OUTSTANDIN G			1,500.00
42099	93834	ACCOUNTS_P AYABLE	12/30/2022	KIMBALL MIDWEST	11066	OUTSTANDIN G			425.59
42106	93835	ACCOUNTS_P AYABLE	12/30/2022	KROGER COMPANY	5498	OUTSTANDIN G			223.03
42104	93836	ACCOUNTS_P AYABLE	12/30/2022	LISA WILLIAMSON	11570	OUTSTANDIN G			100.00
42122	93837	ACCOUNTS_P AYABLE	12/30/2022	MAST LEPLEY	13734	OUTSTANDIN G			5,964.22
42096	93838	ACCOUNTS_P AYABLE	12/30/2022	MENARDS	10810	OUTSTANDIN G			163.41
42116	93839	ACCOUNTS_P AYABLE	12/30/2022	MONROEVIL LE FREIGHTLIN ER, INC	13474	OUTSTANDIN G			772.85
42092	93840	ACCOUNTS_P AYABLE	12/30/2022	NuGEN OUTDOOR ENTERPRISE S LLC	13631	OUTSTANDIN G			359.99
42111	93841	ACCOUNTS_P AYABLE	12/30/2022	OHIO HEALTH CONSORTIU M	10192	OUTSTANDIN G			226.00
42119	93842	ACCOUNTS_P AYABLE	12/30/2022	OLIVIA HOUSEWORT H	13897	OUTSTANDIN G			1,500.00
42085	93843	ACCOUNTS_P AYABLE	12/30/2022	SAMUEL PRINZ	13898	OUTSTANDIN G			1,500.00
42102	93844	ACCOUNTS_P AYABLE	12/30/2022	SANDRA DeLUCA	7380	OUTSTANDIN G			44.25
42105	93845	ACCOUNTS_P AYABLE	12/30/2022	SARVER PAVING COMPANY	9678	OUTSTANDIN G			168.75
42094	93846	ACCOUNTS_P AYABLE	12/30/2022	SIESEL DISTRIBUTIN G	10297	OUTSTANDIN G			392.35
42124	93847	ACCOUNTS_P AYABLE	12/30/2022	SPYDER SIGNS & GRAPHICS	9378	OUTSTANDIN G			640.00
42093	93848	ACCOUNTS_P AYABLE	12/30/2022	STANTON SHEET MUSIC	22	OUTSTANDIN G			510.15
42089	93849	ACCOUNTS_P AYABLE	12/30/2022	THE DEXTER COMPANY	11467	OUTSTANDIN G			8,500.00
42113	93850	ACCOUNTS_P AYABLE	12/30/2022	TRACEY PINKELMAN	10653	OUTSTANDIN G			330.82
42084	93851	ACCOUNTS_P AYABLE	12/30/2022	TRANSPORTA TION	819	OUTSTANDIN G			2,510.17

Start Date: 12/1/2022

End Date: 12/31/2022

LEXINGTON LOCAL SCHOOLS Disbursement Summary Report

Reference Number	Check Number	Type	Date	Name	Vendor #	Status	Reconcile Date	Void Date	Amount
42100	93852	ACCOUNTS_P AYABLE	12/30/2022	ACCESSORIE S CO. TRUCK SALES & SERVICE, INC.	8892	OUTSTANDIN G			\$ 492.72
42097	93853	ACCOUNTS_P AYABLE	12/30/2022	TRUCKPRO HOLDING CORP	13887	OUTSTANDIN G			1,059.09
42108	93854	ACCOUNTS_P AYABLE	12/30/2022	UCP OF GREATER CLEVELAND	13006	OUTSTANDIN G			9,450.00
42136	93855	ACCOUNTS_P AYABLE	12/30/2022	AMAZON CAPITAL SERVICES	13575	OUTSTANDIN G			284.69
42131	93856	ACCOUNTS_P AYABLE	12/30/2022	CAPITAL ONE TRADE CREDIT	12066	OUTSTANDIN G			1.60
42129	93857	ACCOUNTS_P AYABLE	12/30/2022	CHARLES RITTER CO.	907	OUTSTANDIN G			136.99
42127	93858	ACCOUNTS_P AYABLE	12/30/2022	COLE DISTRIBUTIN G	9752	OUTSTANDIN G			434.64
42128	93859	ACCOUNTS_P AYABLE	12/30/2022	COMDOC INC	13671	OUTSTANDIN G			12.08
42130	93860	ACCOUNTS_P AYABLE	12/30/2022	GREATER CLEVELAND AQUARIUM	13900	OUTSTANDIN G			253.00
42133	93861	ACCOUNTS_P AYABLE	12/30/2022	HILLYARD OHIO	13569	OUTSTANDIN G			1,672.51
42125	93862	ACCOUNTS_P AYABLE	12/30/2022	MENARDS	10810	OUTSTANDIN G			1,648.33
42137	93863	ACCOUNTS_P AYABLE	12/30/2022	MUSIC THEATRE INTERNATIO NAL	9093	OUTSTANDIN G			894.79
42134	93864	ACCOUNTS_P AYABLE	12/30/2022	SCHOLASTIC BOOK FAIRS	1785	OUTSTANDIN G			1,189.41
42135	93865	ACCOUNTS_P AYABLE	12/30/2022	SIESEL DISTRIBUTIN G	10297	OUTSTANDIN G			1,178.37
42126	93866	ACCOUNTS_P AYABLE	12/30/2022	TRUENORTH FIRE PROTECTION	13812	OUTSTANDIN G			280.20
42132	93867	ACCOUNTS_P AYABLE	12/30/2022	WOLFF BROS. SUPPLY, INC.	8585	OUTSTANDIN G			848.23
42138	93868	ACCOUNTS_P AYABLE	12/30/2022	OHSBCA	11024	OUTSTANDIN G			180.00
42144	93869	ACCOUNTS_P AYABLE	12/30/2022	LEXINGTON ATHLETIC DEPT.	3520	OUTSTANDIN G			4,795.00
42013	691901	ACCOUNTS_P AYABLE	12/9/2022	GORDON FOOD SERVICE	900652	RECONCILED	12/9/2022		34,565.04
42045	691902	PAYROLL	12/16/2022	LEXINGTON LOCAL SCHOOLS		RECONCILED	12/16/2022		651,924.93
42044	691903	PAYROLL	12/2/2022	LEXINGTON LOCAL SCHOOLS		RECONCILED	12/2/2022		628,215.41
42056	691904	ACCOUNTS_P AYABLE	12/21/2022	LEXINGTON SCHOOLS - PAYROLL	900934	RECONCILED	12/21/2022		17,490.93
42057	691905	ACCOUNTS_P AYABLE	12/21/2022	MEMO- S.E.R.S.	900997	RECONCILED	12/21/2022		2,838.65

Start Date: 12/1/2022

End Date: 12/31/2022

LEXINGTON LOCAL SCHOOLS Disbursement Summary Report

Reference Number	Check Number	Type	Date	Name	Vendor #	Status	Reconcile Date	Void Date	Amount
42058	691906	ACCOUNTS_P AYABLE	12/21/2022	MEMO- S.T.R.S.	900998	RECONCILED	12/21/2022		\$ 8,102.95
42060	691907	ACCOUNTS_P AYABLE	12/21/2022	MEMO- S.E.R.S.	900997	RECONCILED	12/21/2022		2,900.95
42059	691908	ACCOUNTS_P AYABLE	12/21/2022	MEMO- S.T.R.S.	900998	RECONCILED	12/21/2022		8,426.35
42062	691909	ACCOUNTS_P AYABLE	12/21/2022	PITNEY BOWES GLOBAL FINANCIAL SERVICES	13717	RECONCILED	12/21/2022		596.49
42061	691910	ACCOUNTS_P AYABLE	12/21/2022	RESERVE ACCOUNT	13707	RECONCILED	12/21/2022		237.98
42142	691911	ACCOUNTS_P AYABLE	12/30/2022	ANTHEM BENEFIT SERVICES	900902	RECONCILED	12/30/2022		370,400.32
42140	691912	ACCOUNTS_P AYABLE	12/30/2022	MEMO-MID OHIO ESC	900069	RECONCILED	12/30/2022		56,261.41
42139	691913	ACCOUNTS_P AYABLE	12/30/2022	MEMO- S.E.R.S.	900997	RECONCILED	12/30/2022		48,782.00
42141	691914	ACCOUNTS_P AYABLE	12/30/2022	MEMO- S.T.R.S.	900998	RECONCILED	12/30/2022		126,908.00
42143	691915	ACCOUNTS_P AYABLE	12/30/2022	OHIO BUREAU OF WORKERS'	900932	RECONCILED	12/30/2022		44,009.00
Grand Total									\$ 2,453,136.79

Reporting Period: December 2022 (FY 2023)

1/6/23 12:31 PM

Start Date: 12/01/2022

End Date: 12/31/2022

LEXINGTON LOCAL SCHOOLS Receipts Ledger Report

Receipt #	Line #	Date	Type	Description	Full Account Code	Amount
Fund: 001						
Receipt: 1211						
77493	1	12/2/2022	RC	Preschool tuition	001-1211-0000-000000-500	\$ 200.00
77548	1	12/20/2022	RC	Preschool tuition	001-1211-0000-000000-500	1,100.00
77557	1	12/22/2022	RC	Tuition	001-1211-0000-000000-000	688.36
						\$ 1,988.36
Receipt: 1410						
77576	1	12/31/2022	RC	Richland Bank Interest	001-1410-0000-000000-000	18,708.61
						\$ 18,708.61
Receipt: 1740						
77494	2	12/2/2022	RC	Western school fees	001-1740-0000-000000-500	24.00
77505	2	12/6/2022	RC	Eastern school fees	001-1740-0000-000000-300	57.00
77538	2	12/16/2022	RC	Eastern school fees	001-1740-0000-000000-300	28.00
77572	1	12/31/2022	RC	HS Fees - Pay For It	001-1740-0000-000000-100	263.00
77572	2	12/31/2022	RC	Central Fees - Pay For It	001-1740-0000-000000-400	120.00
77572	3	12/31/2022	RC	Jr High Fees - Pay For It	001-1740-0000-000000-200	30.00
77572	4	12/31/2022	RC	Eastern Fees - Pay For It	001-1740-0000-000000-300	90.00
77572	5	12/31/2022	RC	Western Fees - Pay For It	001-1740-0000-000000-500	60.00
						\$ 672.00
Receipt: 1820						
77515	6	12/9/2022	RC	VFW Donation	001-1820-0000-000000-000	1,000.00
						\$ 1,000.00
Receipt: 1890						
77558	3	12/22/2022	RC	Recycling - Maintenance	001-1890-0000-000000-000	176.25
77558	4	12/22/2022	RC	Ashland University Reimbursement	001-1890-0000-000000-000	120.00
77558	8	12/22/2022	RC	Refund - Really Good Stuff	001-1890-0000-000000-000	33.98
						\$ 330.23
Receipt: 3110						
77513	1	12/9/2022	RC	Base Cost	001-3110-0000-000000-000	244,147.63
77513	3	12/9/2022	RC	Targeted Assistance	001-3110-0000-000000-000	40,228.74
77513	4	12/9/2022	RC	Special Education Funding	001-3110-0000-000000-000	38,513.28
77513	8	12/9/2022	RC	Supplement Targeted Assistance	001-3110-0000-000000-000	0.00
77513	9	12/9/2022	RC	Temporary Transitional Aid Guarantee	001-3110-0000-000000-000	0.00
77513	11	12/9/2022	RC	Transportation	001-3110-0000-000000-000	53,436.17
77513	12	12/9/2022	RC	Formula Transition Supplement	001-3110-0000-000000-000	0.00
77513	13	12/9/2022	RC	Preschool Special Educ Funding	001-3110-0000-000000-000	18,449.92
77513	14	12/9/2022	RC	Special Educ Transportation	001-3110-0000-000000-000	2,640.17
77574	1	12/23/2022	RC	Base Cost	001-3110-0000-000000-000	244,406.73
77574	3	12/23/2022	RC	Targeted Assistance	001-3110-0000-000000-000	40,280.87
77574	4	12/23/2022	RC	Special Education Funding	001-3110-0000-000000-000	36,242.81

Reporting Period: December 2022 (FY 2023)

1/6/23 12:31 PM

Start Date: 12/01/2022

End Date: 12/31/2022

LEXINGTON LOCAL SCHOOLS Receipts Ledger Report

Receipt #	Line #	Date	Type	Description	Full Account Code	Amount
77574	8	12/23/2022	RC	Supplement Targeted Assistance	001-3110-0000-0000000-000	\$ 0.00
77574	9	12/23/2022	RC	Temporary Transitional Aid Guarantee	001-3110-0000-0000000-000	0.00
77574	11	12/23/2022	RC	Transportation	001-3110-0000-0000000-000	25,552.10
77574	12	12/23/2022	RC	Formula Transition Supplement	001-3110-0000-0000000-000	0.00
77574	13	12/23/2022	RC	Preschool Special Educ Funding	001-3110-0000-0000000-000	10,777.67
77574	14	12/23/2022	RC	Special Educ Transportation	001-3110-0000-0000000-000	2,640.17
						\$ 757,316.26
Receipt:	3211					
77513	5	12/9/2022	RC	Economic Disadvantaged Funding	001-3211-0000-0000000-000	2,082.92
77574	5	12/23/2022	RC	Economic Disadvantaged Funding	001-3211-0000-0000000-000	2,079.18
						\$ 4,162.10
Receipt:	3215					
77513	10	12/9/2022	RC	Career Tech Education Funding	001-3215-0000-0000000-000	21.64
77574	10	12/23/2022	RC	Career Tech Education Funding	001-3215-0000-0000000-000	17.14
						\$ 38.78
Receipt:	3216					
77513	7	12/9/2022	RC	Gifted Education Funding	001-3216-0000-0000000-000	5,543.11
77574	7	12/23/2022	RC	Gifted Education Funding	001-3216-0000-0000000-000	5,011.54
						\$ 10,554.65
Receipt:	3217					
77513	6	12/9/2022	RC	English Learners Funding	001-3217-0000-0000000-000	148.18
77574	6	12/23/2022	RC	English Learners Funding	001-3217-0000-0000000-000	148.18
						\$ 296.36
Receipt:	3218					
77513	2	12/9/2022	RC	Base Cost - Student Wellness and Success	001-3218-0000-0000000-000	12,545.76
77574	2	12/23/2022	RC	Base Cost - Student Wellness and Success	001-3218-0000-0000000-000	12,559.07
						\$ 25,104.83
Receipt:	3300					
77571	1	12/31/2022	RC	MEDICAID Recd - 12/15	001-3300-0000-0000000-000	197.98
77571	2	12/31/2022	RC	MEDICAID Recd - 12/22	001-3300-0000-0000000-000	333.28
77571	3	12/31/2022	RC	MEDICAID Recd - 12/30	001-3300-0000-0000000-000	2,039.94
						\$ 2,571.20
						\$ 822,743.38
Fund:	004					
Receipt:	1410					
77576	6	12/31/2022	RC	LFI Fund	004-1410-0000-0000000-000	2,316.42
						\$ 2,316.42
						\$ 2,316.42
Fund:	006					
Receipt:	1410					

Reporting Period: December 2022 (FY 2023)

1/6/23 12:31 PM

Start Date: 12/01/2022

End Date: 12/31/2022

LEXINGTON LOCAL SCHOOLS Receipts Ledger Report

Receipt #	Line #	Date	Type	Description	Full Account Code	Amount
77576	4	12/31/2022	RC	Richland Bank Interest	006-1410-0000-000000-000	\$ 448.17
						\$ 448.17
Receipt:	1511					
77519	21	12/2/2022	RC	HS/JH Breakfast	006-1511-0000-000000-100	65.20
77519	22	12/2/2022	RC	Eastern Breakfast	006-1511-0000-000000-300	23.40
77519	23	12/2/2022	RC	Central Breakfast	006-1511-0000-000000-400	51.30
77519	24	12/2/2022	RC	Western Breakfast	006-1511-0000-000000-500	36.60
77521	21	12/9/2022	RC	HS/JH Breakfast	006-1511-0000-000000-100	178.45
77521	22	12/9/2022	RC	Eastern Breakfast	006-1511-0000-000000-300	50.70
77521	23	12/9/2022	RC	Central Breakfast	006-1511-0000-000000-400	117.90
77521	24	12/9/2022	RC	Western Breakfast	006-1511-0000-000000-500	83.10
77544	21	12/16/2022	RC	HS/JH Breakfast	006-1511-0000-000000-100	232.45
77544	22	12/16/2022	RC	Eastern Breakfast	006-1511-0000-000000-300	53.10
77544	23	12/16/2022	RC	Central Breakfast	006-1511-0000-000000-400	140.10
77544	24	12/16/2022	RC	Western Breakfast	006-1511-0000-000000-500	78.35
77573	21	12/21/2022	RC	HS/JH Breakfast	006-1511-0000-000000-100	114.30
77573	22	12/21/2022	RC	Eastern Breakfast	006-1511-0000-000000-300	46.50
77573	23	12/21/2022	RC	Central Breakfast	006-1511-0000-000000-400	66.60
77573	24	12/21/2022	RC	Western Breakfast	006-1511-0000-000000-500	41.65
						\$ 1,379.70
Receipt:	1512					
77519	1	12/2/2022	RC	HS/JH Stu. Type A	006-1512-0000-000000-100	2,430.30
77519	5	12/2/2022	RC	HS/JH ROA Stu. Type A	006-1512-0000-000000-100	(2,359.24)
77519	6	12/2/2022	RC	Eastern Stu. Type A	006-1512-0000-000000-300	815.60
77519	10	12/2/2022	RC	Eastern ROA Stu. Type A	006-1512-0000-000000-300	(677.52)
77519	11	12/2/2022	RC	Central Stu. Type A	006-1512-0000-000000-400	607.40
77519	15	12/2/2022	RC	Central ROA Stu. Type A	006-1512-0000-000000-400	(641.70)
77519	16	12/2/2022	RC	Western Stu. Type A	006-1512-0000-000000-500	459.20
77519	20	12/2/2022	RC	Western ROA Stu. Type A	006-1512-0000-000000-500	(366.20)
77521	1	12/9/2022	RC	HS/JH Stu. Type A	006-1512-0000-000000-100	5,896.40
77521	5	12/9/2022	RC	HS/JH ROA Stu. Type A	006-1512-0000-000000-100	(5,971.00)
77521	6	12/9/2022	RC	Eastern Stu. Type A	006-1512-0000-000000-300	2,032.80
77521	10	12/9/2022	RC	Eastern ROA Stu. Type A	006-1512-0000-000000-300	(1,784.05)
77521	11	12/9/2022	RC	Central Stu. Type A	006-1512-0000-000000-400	1,595.80
77521	15	12/9/2022	RC	Central ROA Stu. Type A	006-1512-0000-000000-400	(1,431.95)
77521	16	12/9/2022	RC	Western Stu. Type A	006-1512-0000-000000-500	1,218.20
77521	20	12/9/2022	RC	Western ROA Stu. Type A	006-1512-0000-000000-500	(704.40)
77544	1	12/16/2022	RC	HS/JH Stu. Type A	006-1512-0000-000000-100	5,818.00
77544	5	12/16/2022	RC	HS/JH ROA Stu. Type A	006-1512-0000-000000-100	(6,031.25)
77544	6	12/16/2022	RC	Eastern Stu. Type A	006-1512-0000-000000-300	1,958.20

Reporting Period: December 2022 (FY 2023)

1/6/23 12:31 PM

Start Date: 12/01/2022

End Date: 12/31/2022

LEXINGTON LOCAL SCHOOLS Receipts Ledger Report

Receipt #	Line #	Date	Type	Description	Full Account Code	Amount
77544	10	12/16/2022	RC	Eastern ROA Stu. Type A	006-1512-0000-000000-300	\$ (1,578.83)
77544	11	12/16/2022	RC	Central Stu. Type A	006-1512-0000-000000-400	1,518.00
77544	15	12/16/2022	RC	Central ROA Stu. Type A	006-1512-0000-000000-400	(1,433.95)
77544	16	12/16/2022	RC	Western Stu. Type A	006-1512-0000-000000-500	1,196.00
77544	20	12/16/2022	RC	Western ROA Stu. Type A	006-1512-0000-000000-500	(981.65)
77573	1	12/21/2022	RC	HS/JH Stu. Type A	006-1512-0000-000000-100	3,523.60
77573	5	12/21/2022	RC	HS/JH ROA Stu. Type A	006-1512-0000-000000-100	(4,066.00)
77573	6	12/21/2022	RC	Eastern Stu. Type A	006-1512-0000-000000-300	1,241.20
77573	10	12/21/2022	RC	Eastern ROA Stu. Type A	006-1512-0000-000000-300	(1,243.65)
77573	11	12/21/2022	RC	Central Stu. Type A	006-1512-0000-000000-400	1,036.80
77573	15	12/21/2022	RC	Central ROA Stu. Type A	006-1512-0000-000000-400	(1,092.04)
77573	16	12/21/2022	RC	Western Stu. Type A	006-1512-0000-000000-500	817.60
77573	20	12/21/2022	RC	Western ROA Stu. Type A	006-1512-0000-000000-500	(534.85)
77572	6	12/31/2022	RC	HS/JH Lunch - Pay For It	006-1512-0000-000000-100	16,412.49
77572	7	12/31/2022	RC	Jr High Lunch - Pay For It	006-1512-0000-000000-200	15.00
77572	8	12/31/2022	RC	Eastern Lunch - Pay For It	006-1512-0000-000000-300	4,590.30
77572	9	12/31/2022	RC	Central Lunch - Pay For It	006-1512-0000-000000-400	3,748.30
77572	10	12/31/2022	RC	Western Lunch - Pay For It	006-1512-0000-000000-500	3,512.75
						\$ 29,545.66
Receipt:	1513					
77519	3	12/2/2022	RC	HS/JH Stu. ALa Carte	006-1513-0000-000000-100	980.25
77519	8	12/2/2022	RC	Eastern Stu. Ala Carte	006-1513-0000-000000-300	94.50
77519	13	12/2/2022	RC	Central Stu. Ala Carte	006-1513-0000-000000-400	46.50
77519	18	12/2/2022	RC	Western Stu. Ala Carte	006-1513-0000-000000-500	10.00
77521	3	12/9/2022	RC	HS/JH Stu. ALa Carte	006-1513-0000-000000-100	2,086.80
77521	8	12/9/2022	RC	Eastern Stu. Ala Carte	006-1513-0000-000000-300	266.65
77521	13	12/9/2022	RC	Central Stu. Ala Carte	006-1513-0000-000000-400	110.75
77521	18	12/9/2022	RC	Western Stu. Ala Carte	006-1513-0000-000000-500	22.50
77544	3	12/16/2022	RC	HS/JH Stu. ALa Carte	006-1513-0000-000000-100	2,239.35
77544	8	12/16/2022	RC	Eastern Stu. Ala Carte	006-1513-0000-000000-300	189.35
77544	13	12/16/2022	RC	Central Stu. Ala Carte	006-1513-0000-000000-400	102.75
77544	18	12/16/2022	RC	Western Stu. Ala Carte	006-1513-0000-000000-500	22.25
77573	3	12/21/2022	RC	HS/JH Stu. ALa Carte	006-1513-0000-000000-100	1,313.30
77573	8	12/21/2022	RC	Eastern Stu. Ala Carte	006-1513-0000-000000-300	143.45
77573	13	12/21/2022	RC	Central Stu. Ala Carte	006-1513-0000-000000-400	62.50
77573	18	12/21/2022	RC	Western Stu. Ala Carte	006-1513-0000-000000-500	13.25
						\$ 7,704.15
Receipt:	1514					
77519	2	12/2/2022	RC	HS/JH Stu. Milk	006-1514-0000-000000-100	5.00
77519	7	12/2/2022	RC	Eastern Stu. Milk	006-1514-0000-000000-300	2.00

Reporting Period: December 2022 (FY 2023)

1/6/23 12:31 PM

Start Date: 12/01/2022

End Date: 12/31/2022

LEXINGTON LOCAL SCHOOLS Receipts Ledger Report

Receipt #	Line #	Date	Type	Description	Full Account Code	Amount
77519	12	12/2/2022	RC	Central Stu. Milk	006-1514-0000-000000-400	\$ 0.50
77519	17	12/2/2022	RC	Western Stu. Milk	006-1514-0000-000000-500	3.50
77521	2	12/9/2022	RC	HS/JH Stu. Milk	006-1514-0000-000000-100	15.00
77521	7	12/9/2022	RC	Eastern Stu. Milk	006-1514-0000-000000-300	3.00
77521	12	12/9/2022	RC	Central Stu. Milk	006-1514-0000-000000-400	4.50
77521	17	12/9/2022	RC	Western Stu. Milk	006-1514-0000-000000-500	8.50
77544	2	12/16/2022	RC	HS/JH Stu. Milk	006-1514-0000-000000-100	17.00
77544	7	12/16/2022	RC	Eastern Stu. Milk	006-1514-0000-000000-300	2.00
77544	12	12/16/2022	RC	Central Stu. Milk	006-1514-0000-000000-400	5.00
77544	17	12/16/2022	RC	Western Stu. Milk	006-1514-0000-000000-500	4.00
77573	2	12/21/2022	RC	HS/JH Stu. Milk	006-1514-0000-000000-100	7.50
77573	7	12/21/2022	RC	Eastern Stu. Milk	006-1514-0000-000000-300	1.50
77573	12	12/21/2022	RC	Central Stu. Milk	006-1514-0000-000000-400	0.50
77573	17	12/21/2022	RC	Western Stu. Milk	006-1514-0000-000000-500	3.50
						\$ 83.00
Receipt:	1523					
77519	4	12/2/2022	RC	HS/JH Adult Ala Carte	006-1523-0000-000000-100	66.25
77519	9	12/2/2022	RC	Eastern Adult Ala Carte	006-1523-0000-000000-300	17.75
77519	14	12/2/2022	RC	Central Adult Ala Carte	006-1523-0000-000000-400	0.00
77519	19	12/2/2022	RC	Western Adult Ala Carte	006-1523-0000-000000-500	0.50
77521	4	12/9/2022	RC	HS/JH Adult Ala Carte	006-1523-0000-000000-100	145.65
77521	9	12/9/2022	RC	Eastern Adult Ala Carte	006-1523-0000-000000-300	25.75
77521	14	12/9/2022	RC	Central Adult Ala Carte	006-1523-0000-000000-400	8.50
77521	19	12/9/2022	RC	Western Adult Ala Carte	006-1523-0000-000000-500	26.25
77544	4	12/16/2022	RC	HS/JH Adult Ala Carte	006-1523-0000-000000-100	184.55
77544	9	12/16/2022	RC	Eastern Adult Ala Carte	006-1523-0000-000000-300	32.75
77544	14	12/16/2022	RC	Central Adult Ala Carte	006-1523-0000-000000-400	7.00
77544	19	12/16/2022	RC	Western Adult Ala Carte	006-1523-0000-000000-500	9.75
77573	4	12/21/2022	RC	HS/JH Adult Ala Carte	006-1523-0000-000000-100	76.90
77573	9	12/21/2022	RC	Eastern Adult Ala Carte	006-1523-0000-000000-300	21.25
77573	14	12/21/2022	RC	Central Adult Ala Carte	006-1523-0000-000000-400	0.00
77573	19	12/21/2022	RC	Western Adult Ala Carte	006-1523-0000-000000-500	0.00
						\$ 622.85
Receipt:	4120					
77512	1	12/2/2022	RC	Federal Reimb Lunch High	006-4120-0000-000000-100	13,475.21
77512	2	12/2/2022	RC	Federal Reimb Lunch Jr High	006-4120-0000-000000-200	0.00
77512	3	12/2/2022	RC	Federal Reimb Lunch Central	006-4120-0000-000000-400	5,497.00
77512	4	12/2/2022	RC	Federal Reimb Lunch East	006-4120-0000-000000-300	7,151.82
77512	5	12/2/2022	RC	Federal Reimb Lunch Western	006-4120-0000-000000-500	3,442.86
77512	6	12/2/2022	RC	Fed Reimb Breakfast - High	006-4120-0000-000000-100	550.62

Reporting Period: December 2022 (FY 2023)

1/6/23 12:31 PM

Start Date: 12/01/2022

End Date: 12/31/2022

LEXINGTON LOCAL SCHOOLS
Receipts Ledger Report

Receipt #	Line #	Date	Type	Description	Full Account Code	Amount
77512	7	12/2/2022	RC	Federal Reimb Breakfast - Jr H	006-4120-0000-000000-200	\$ 0.00
77512	8	12/2/2022	RC	Federal Reimb Break - Central	006-4120-0000-000000-400	711.63
77512	9	12/2/2022	RC	Federal Reimb Break - East	006-4120-0000-000000-300	235.73
77512	10	12/2/2022	RC	Federal Reimb Break - Western	006-4120-0000-000000-500	313.60
77512	11	12/2/2022	RC	Federal Reimb Special Milk - Western	006-4120-0000-000000-500	0.04
77534	1	12/16/2022	RC	Federal Reimb Lunch High	006-4120-0000-000000-100	17,474.28
77534	2	12/16/2022	RC	Federal Reimb Lunch Jr High	006-4120-0000-000000-200	0.00
77534	3	12/16/2022	RC	Federal Reimb Lunch Central	006-4120-0000-000000-400	6,498.21
77534	4	12/16/2022	RC	Federal Reimb Lunch East	006-4120-0000-000000-300	9,046.98
77534	5	12/16/2022	RC	Federal Reimb Lunch Western	006-4120-0000-000000-500	4,125.51
77534	6	12/16/2022	RC	Fed Reimb Breakfast - High	006-4120-0000-000000-100	809.66
77534	7	12/16/2022	RC	Federal Reimb Breakfast - Jr H	006-4120-0000-000000-200	0.00
77534	8	12/16/2022	RC	Federal Reimb Break - Central	006-4120-0000-000000-400	959.81
77534	9	12/16/2022	RC	Federal Reimb Break - East	006-4120-0000-000000-300	878.32
77534	10	12/16/2022	RC	Federal Reimb Break - Western	006-4120-0000-000000-500	468.42
77534	11	12/16/2022	RC	Federal Reimb Special Milk - Western	006-4120-0000-000000-500	53.57
77552	1	12/21/2022	RC	Federal Reimb Special Milk - Western	006-4120-0000-000000-500	68.42
						\$ 71,761.69
						\$ 111,545.22
Fund:	007					
Receipt:	1410					
77576	5	12/31/2022	RC	Richland Bank Int - Minutemen	007-1410-9100-000000-000	233.42
						\$ 233.42
						\$ 233.42
Fund:	010					
Receipt:	1410					
77576	7	12/31/2022	RC	Classroom Facilities Fund	010-1410-0000-000000-000	4,161.07
						\$ 4,161.07
						\$ 4,161.07
Fund:	018					
Receipt:	1630					
77504	1	12/6/2022	RC	5th gr fieldtrip	018-1630-9300-000000-000	1,220.00
77505	1	12/6/2022	RC	Eastern fees princ acct	018-1630-9300-000000-000	4.00
77518	1	12/9/2022	RC	5th gr fieldtrip	018-1630-9300-000000-000	925.00
77538	1	12/16/2022	RC	Eastern fees princ acct	018-1630-9300-000000-000	2.00
77539	1	12/16/2022	RC	5th gr fieldtrip	018-1630-9300-000000-000	500.00
77494	1	12/2/2022	RC	Western fees princ acct	018-1630-9500-000000-000	6.00
77549	1	12/20/2022	RC	Kroger check	018-1630-9500-000000-000	310.27
77550	1	12/20/2022	RC	Fieldtrip money - 3rd Grade Tree Farm	018-1630-9500-000000-000	126.00
						\$ 3,093.27

Reporting Period: December 2022 (FY 2023)

1/6/23 12:31 PM

Start Date: 12/01/2022

End Date: 12/31/2022

LEXINGTON LOCAL SCHOOLS
Receipts Ledger Report

Receipt #	Line #	Date	Type	Description	Full Account Code	Amount
Receipt:		1690				
77497	1	12/5/2022	RC	MD Coffee service	018-1690-9100-000000-000	\$ 116.25
77501	2	12/5/2022	RC	AP Exams	018-1690-9100-000000-000	93.00
77526	1	12/14/2022	RC	MD Coffee service	018-1690-9100-000000-000	105.45
77546	1	12/19/2022	RC	MD Coffee service	018-1690-9100-000000-000	135.25
						\$ 449.95
						\$ 3,543.22
Fund:		019				
Receipt:		1890				
77515	3	12/9/2022	RC	PTO Recycling - Central	019-1890-9121-000000-000	6.39
77558	5	12/22/2022	RC	PTO Recycling - Central	019-1890-9121-000000-000	1.05
77515	4	12/9/2022	RC	PTO Recycling - Eastern	019-1890-9122-000000-000	6.39
77558	6	12/22/2022	RC	PTO Recycling - Eastern	019-1890-9122-000000-000	1.05
77515	5	12/9/2022	RC	PTO Recycling - Western	019-1890-9123-000000-000	6.38
77558	7	12/22/2022	RC	PTO Recycling - Western	019-1890-9123-000000-000	1.04
						\$ 22.30
						\$ 22.30
Fund:		022				
Receipt:		1690				
77487	1	12/1/2022	RC	OHSAA B/G Soccer / Reg VB	022-1690-9601-000000-000	680.00
						\$ 680.00
						\$ 680.00
Fund:		024				
Receipt:		1410				
77576	2	12/31/2022	RC	Richland Bank Int. 024	024-1410-0000-000000-000	803.22
						\$ 803.22
Receipt:		1872				
77562	1	12/22/2022	RC	Board's Premiums December	024-1872-0000-000000-000	370,400.32
77563	1	12/22/2022	RC	Employees' Premiums December	024-1872-0000-000000-000	68,999.81
						\$ 439,400.13
						\$ 440,203.35
Fund:		200				
Receipt:		1620				
77547	1	12/19/2022	RC	Yearbook sales	200-1620-9119-000000-000	50.00
77575	1	12/21/2022	RC	JH Student Council Holiday Dance	200-1620-9204-000000-000	621.00
						\$ 671.00
Receipt:		1820				
77536	1	12/16/2022	RC	Eastern Student Council Donations - Coin Drive	200-1820-9301-000000-000	2,944.87
						\$ 2,944.87
						\$ 3,615.87

Reporting Period: December 2022 (FY 2023)

1/6/23 12:31 PM

Start Date: 12/01/2022

End Date: 12/31/2022

LEXINGTON LOCAL SCHOOLS Receipts Ledger Report

Receipt #	Line #	Date	Type	Description	Full Account Code	Amount
Fund:	300					
Receipt:	1610					
77486	1	12/1/2022	RC	JH Boys BB adm vs. Mt. Vernon	300-1610-9600-000000-715	\$ 518.00
77488	1	12/1/2022	RC	Winter Season Tickets	300-1610-9600-000000-000	6,875.00
77490	1	12/1/2022	RC	Winter Season Tickets Online Sales	300-1610-9600-000000-000	230.00
77490	2	12/1/2022	RC	JH Girls BB adm vs. Madison Online Sales	300-1610-9600-000000-708	19.00
77491	1	12/2/2022	RC	Winter Season Tickets	300-1610-9600-000000-000	470.00
77495	1	12/2/2022	RC	JH Boys BB adm vs. Mt. Vernon	300-1610-9600-000000-715	16.00
77496	1	12/5/2022	RC	Winter Season Tickets Online Sales	300-1610-9600-000000-000	185.00
77498	1	12/5/2022	RC	Swim Invite adm	300-1610-9600-000000-709	1,582.00
77499	1	12/5/2022	RC	JH Boys BB adm vs. Shelby	300-1610-9600-000000-715	491.00
77500	2	12/5/2022	RC	Boys BB adm vs. Clyde	300-1610-9600-000000-707	1,891.00
77502	1	12/6/2022	RC	Boys BB adm vs. Clyde Online Sales	300-1610-9600-000000-707	14.00
77506	1	12/6/2022	RC	Girls BB adm vs. Mansfield Sr.	300-1610-9600-000000-708	345.00
77507	1	12/6/2022	RC	Winter Season Tickets	300-1610-9600-000000-000	2,655.00
77503	1	12/7/2022	RC	Boys BB adm vs. Clyde Online Sales	300-1610-9600-000000-707	148.00
77503	2	12/7/2022	RC	JH Boys BB adm vs. Shelby Online Sales	300-1610-9600-000000-715	13.00
77503	3	12/7/2022	RC	Winter Season Tickets	300-1610-9600-000000-000	210.00
77508	1	12/7/2022	RC	Winter Season Tickets	300-1610-9600-000000-000	200.00
77508	2	12/7/2022	RC	Girls BB adm vs. Loudonville	300-1610-9600-000000-708	667.00
77509	1	12/8/2022	RC	Girls BB adm vs. Loudonville Online Sales	300-1610-9600-000000-708	14.00
77510	1	12/8/2022	RC	Winter Season Tickets	300-1610-9600-000000-000	250.00
77510	2	12/8/2022	RC	Wrestling adm vs. Ashland	300-1610-9600-000000-710	645.00
77511	1	12/9/2022	RC	Wrestling adm vs. Ashland Online Sales	300-1610-9600-000000-710	20.00
77514	1	12/9/2022	RC	Winter Season Tickets	300-1610-9600-000000-000	405.00
77514	2	12/9/2022	RC	Girls BB adm vs. Madison	300-1610-9600-000000-708	868.00
77516	1	12/12/2022	RC	Boys BB adm vs. Ashland Online Sales	300-1610-9600-000000-707	29.00
77517	2	12/12/2022	RC	Boys BB adm vs. Ashland	300-1610-9600-000000-707	2,540.00
77522	1	12/13/2022	RC	Boys BB adm vs. Ashland Online Sales	300-1610-9600-000000-707	187.00
77522	2	12/13/2022	RC	Girls BB adm vs. Madison Online Sales	300-1610-9600-000000-708	24.00
77522	3	12/13/2022	RC	Winter Season Tickets	300-1610-9600-000000-000	35.00
77529	1	12/13/2022	RC	Winter Season Tickets	300-1610-9600-000000-000	78.00
77529	2	12/13/2022	RC	JH Girls BB adm vs. Ashland	300-1610-9600-000000-716	419.00
77523	1	12/14/2022	RC	Winter Season Tickets Online Sales	300-1610-9600-000000-000	115.00
77523	2	12/14/2022	RC	JH Girls BB adm vs. Ashland Online Sales	300-1610-9600-000000-716	6.00
77530	2	12/14/2022	RC	Boys BB adm vs. Madison	300-1610-9600-000000-707	2,712.00
77531	1	12/15/2022	RC	Boys BB adm vs. Madison Online Sales	300-1610-9600-000000-707	122.00
77533	1	12/15/2022	RC	Winter Season Tickets	300-1610-9600-000000-000	565.00
77533	2	12/15/2022	RC	JH Boys BB adm vs. Wooster	300-1610-9600-000000-715	384.00
77532	1	12/16/2022	RC	Boys BB adm vs. Madison Online Sales	300-1610-9600-000000-707	10.00

Reporting Period: December 2022 (FY 2023)

1/6/23 12:31 PM

Start Date: 12/01/2022

End Date: 12/31/2022

LEXINGTON LOCAL SCHOOLS Receipts Ledger Report

Receipt #	Line #	Date	Type	Description	Full Account Code	Amount
77537	1	12/16/2022	RC	Girls BB adm vs. Mansfield Sr.	300-1610-9600-000000-708	\$ 502.00
77540	1	12/19/2022	RC	Girls BB adm vs. Mansfield Sr. Online Sales	300-1610-9600-000000-708	33.00
77542	1	12/19/2022	RC	JH Boys BB adm vs. River Valley	300-1610-9600-000000-715	405.00
77543	2	12/19/2022	RC	Boys BB adm vs. Marysville	300-1610-9600-000000-707	1,362.00
77541	1	12/20/2022	RC	Boys BB adm vs. Marysville Online Sales	300-1610-9600-000000-707	7.00
77554	1	12/20/2022	RC	JH Girls BB adm vs. West Holmes	300-1610-9600-000000-716	249.00
77551	1	12/21/2022	RC	Boys BB adm vs. Marysville Online Sales	300-1610-9600-000000-707	330.00
77551	2	12/21/2022	RC	JH Girls BB adm vs. West Holmes Online Sales	300-1610-9600-000000-716	10.00
77556	1	12/21/2022	RC	Winter Season Tickets	300-1610-9600-000000-000	160.00
77559	1	12/22/2022	RC	JH Boys BB adm vs. Madison	300-1610-9600-000000-715	635.00
77560	1	12/23/2022	RC	Girls BB adm vs. Wooster	300-1610-9600-000000-708	452.00
77564	1	12/23/2022	RC	JH Boys BB adm vs. Madison Online Sales	300-1610-9600-000000-715	5.00
77565	1	12/27/2022	RC	Girls BB adm vs. Wooster Online Sales	300-1610-9600-000000-708	42.00
						\$ 30,149.00
Receipt:	1620					
77498	2	12/5/2022	RC	Swim Invite Program Sales	300-1620-9600-000000-000	184.00
77500	1	12/5/2022	RC	Boys BB - Program sales	300-1620-9600-000000-707	365.00
77517	1	12/12/2022	RC	Boys BB - Program sales	300-1620-9600-000000-707	235.00
77530	1	12/14/2022	RC	Boys BB - Program sales	300-1620-9600-000000-707	165.00
77543	1	12/19/2022	RC	Boys BB - Program sales	300-1620-9600-000000-707	105.00
						\$ 1,054.00
Receipt:	1690					
77489	1	12/1/2022	RC	Program Ads	300-1690-9600-000000-000	1,170.00
77514	4	12/9/2022	RC	Program Ads	300-1690-9600-000000-000	225.00
77528	1	12/13/2022	RC	WMFD Livestream Contract	300-1690-9600-000000-000	6,412.10
77529	3	12/13/2022	RC	Program Ads	300-1690-9600-000000-000	550.00
77533	4	12/15/2022	RC	Program Ads	300-1690-9600-000000-000	200.00
77555	1	12/21/2022	RC	BG Swim Trip	300-1690-9600-000000-000	3,645.00
77560	2	12/23/2022	RC	BG Trip	300-1690-9600-000000-000	135.00
						\$ 12,337.10
Receipt:	1890					
77510	3	12/8/2022	RC	Swimming Entry Fees	300-1890-9600-000000-709	650.00
77514	3	12/9/2022	RC	Swimming Entry Fees	300-1890-9600-000000-709	200.00
77533	3	12/15/2022	RC	Swimming Entry Fees	300-1890-9600-000000-709	75.00
77556	2	12/21/2022	RC	Swimming Entry Fees	300-1890-9600-000000-709	250.00
						\$ 1,175.00
Fund:	507					
Receipt:	4220					
77570	1	12/28/2022	RC	ARP ESSER Revenue	507-4220-9022-000000-000	69,177.44

Reporting Period: December 2022 (FY 2023)

1/6/23 12:31 PM

Start Date: 12/01/2022

End Date: 12/31/2022

LEXINGTON LOCAL SCHOOLS
Receipts Ledger Report

Receipt #	Line #	Date	Type	Description	Full Account Code	Amount
						<u>\$ 69,177.44</u>
						\$ 69,177.44
Fund:	516					
Receipt:	4220					
77520	1	12/2/2022	RC	IDEA-B Revenue	516-4220-9023-000000-000	\$ 111,138.42
77569	1	12/28/2022	RC	IDEA-B Revenue	516-4220-9023-000000-000	62,183.28
						<u>\$ 173,321.70</u>
						\$ 173,321.70
Fund:	572					
Receipt:	4220					
77567	1	12/28/2022	RC	Title I Revenue	572-4220-9023-000000-000	42,208.36
						<u>\$ 42,208.36</u>
						\$ 42,208.36
Fund:	587					
Receipt:	4220					
77566	1	12/27/2022	RC	ECSE Revenue	587-4220-9023-000000-000	1,486.46
						<u>\$ 1,486.46</u>
						\$ 1,486.46
Fund:	590					
Receipt:	4220					
77568	1	12/28/2022	RC	Title II-A Revenue	590-4220-9023-000000-000	14,212.48
						<u>\$ 14,212.48</u>
						\$ 14,212.48
Grand Total						\$ 1,734,185.79

Reporting Period: December 2022 (FY 2023)

1/6/23 12:32 PM

As Of Period: 12/31/2022

LEXINGTON LOCAL SCHOOLS
Revenue Account Summary

Fund-SCC	Description	FYTDReceivable	FYTD Received	MTD Received	YTD Received
SCC:	0000				
001-0000	GENERAL FUND	\$ 23,986,204.23	\$ 11,172,762.49	\$ 822,706.38	\$ 24,459,585.55
		\$ 23,986,204.23	\$ 11,172,762.49	\$ 822,706.38	\$ 24,459,585.55
SCC:	9412				
001-9412	GENERAL BUDGET RESERVE SET- ASIDE-1%/BWC	0.00	0.00	0.00	0.00
		\$ 0.00	\$ 0.00	\$ 0.00	\$ 0.00
SCC:	0000				
002-0000	BOND RETIREMENT FUND	3,434,171.28	1,457,873.29	0.00	3,416,677.78
003-0000	PERMANENT IMPROVEMENT FUND	764,319.86	323,547.84	0.00	764,350.46
004-0000	LFI BUILDING FUND	10,409.13	24,248.95	2,316.42	27,562.23
006-0000	FOOD SERVICE FUND	1,185,721.35	338,678.39	111,510.22	1,074,990.49
		\$ 5,394,621.62	\$ 2,144,348.47	\$ 113,826.64	\$ 5,283,580.96
SCC:	9100				
007-9100	LEXINGTON MINUTEMEN ACADEMIC SCHOLARSHIP FUND	16,178.28	8,029.13	233.42	17,871.85
		\$ 16,178.28	\$ 8,029.13	\$ 233.42	\$ 17,871.85
SCC:	9800				
007-9800	TERRY McCAMMON SCHOLARSHIP FUND	0.00	0.00	0.00	0.00
		\$ 0.00	\$ 0.00	\$ 0.00	\$ 0.00
SCC:	9801				
007-9801	MINUTEMAN ALUMNI SCHOLARSHIP FUND	0.00	0.00	0.00	0.00
		\$ 0.00	\$ 0.00	\$ 0.00	\$ 0.00
SCC:	9999				
007-9999	LEXINGTON SCHOOLS TRUST FUND	0.00	0.00	0.00	0.00
		\$ 0.00	\$ 0.00	\$ 0.00	\$ 0.00
SCC:	0000				
010-0000	CLASSROOM FACILITIES CONSTRUCTION FUND	31,933.97	35,040.35	4,161.07	44,506.18
		\$ 31,933.97	\$ 35,040.35	\$ 4,161.07	\$ 44,506.18
SCC:	9100				
018-9100	HIGH SCHOOL PRINCIPAL'S FUND	5,336.93	2,593.02	449.95	6,374.90
		\$ 5,336.93	\$ 2,593.02	\$ 449.95	\$ 6,374.90
SCC:	9101				
018-9101	HIGH SCHOOL FLOWER FUND	393.00	0.00	0.00	0.00
		\$ 393.00	\$ 0.00	\$ 0.00	\$ 0.00
SCC:	9200				
018-9200	JUNIOR HIGH PRINCIPAL'S FUND	2,501.19	(204.42)	0.00	1,505.58
		\$ 2,501.19	\$ (204.42)	\$ 0.00	\$ 1,505.58
SCC:	9300				

Reporting Period: December 2022 (FY 2023)

1/6/23 12:32 PM

As Of Period: 12/31/2022

LEXINGTON LOCAL SCHOOLS
Revenue Account Summary

Fund-SCC	Description	FYTDReceivable	FYTD Received	MTD Received	YTD Received
018-9300	EASTERN PRINCIPAL'S FUND	\$ 3,148.68	\$ 4,806.92	\$ 2,651.00	\$ 6,778.92
		\$ 3,148.68	\$ 4,806.92	\$ 2,651.00	\$ 6,778.92
SCC:	9301				
018-9301	EASTERN ELEMENTARY BOOKFAIR/BOXTOPS FUND	8,070.13	0.00	0.00	5,657.23
		\$ 8,070.13	\$ 0.00	\$ 0.00	\$ 5,657.23
SCC:	9302				
018-9302	EASTERN ELEMENTARY MATH	0.00	0.00	0.00	0.00
		\$ 0.00	\$ 0.00	\$ 0.00	\$ 0.00
SCC:	9303				
018-9303	EASTERN RUN CLUB	1,075.00	1,060.00	0.00	1,060.00
		\$ 1,075.00	\$ 1,060.00	\$ 0.00	\$ 1,060.00
SCC:	9400				
018-9400	CENTRAL PRINCIPAL'S FUND	3,050.29	1,801.62	0.00	2,901.22
		\$ 3,050.29	\$ 1,801.62	\$ 0.00	\$ 2,901.22
SCC:	9401				
018-9401	CENTRAL ELEMENTARY BOOKFAIR FUND	4,030.04	3,112.47	0.00	7,142.51
		\$ 4,030.04	\$ 3,112.47	\$ 0.00	\$ 7,142.51
SCC:	9402				
018-9402	CENTRAL ELEMENTARY ART	0.00	0.00	0.00	0.00
		\$ 0.00	\$ 0.00	\$ 0.00	\$ 0.00
SCC:	9500				
018-9500	WESTERN PRINCIPAL'S FUND	3,507.65	2,916.79	442.27	4,353.21
		\$ 3,507.65	\$ 2,916.79	\$ 442.27	\$ 4,353.21
SCC:	9501				
018-9501	WESTERN ELEMENTARY BOOKFAIR/BOXTOPS FUND	4,438.42	25.00	0.00	4,440.42
		\$ 4,438.42	\$ 25.00	\$ 0.00	\$ 4,440.42
SCC:	9502				
018-9502	HIGH SCHOOL ACADEMIC BOOSTERS FUND	0.00	0.00	0.00	0.00
		\$ 0.00	\$ 0.00	\$ 0.00	\$ 0.00
SCC:	9503				
018-9503	WESTERN ELEMENTARY ART	0.00	0.00	0.00	0.00
		\$ 0.00	\$ 0.00	\$ 0.00	\$ 0.00
SCC:	9602				
018-9602	JUNIOR HIGH ACADEMIC BOOSTERS FUND	0.00	0.00	0.00	0.00
		\$ 0.00	\$ 0.00	\$ 0.00	\$ 0.00
SCC:	9901				
018-9901	JUNIOR HIGH TEACHER ADVISORY FUND	0.00	0.00	0.00	0.00

Reporting Period: December 2022 (FY 2023)

1/6/23 12:32 PM

As Of Period: 12/31/2022

LEXINGTON LOCAL SCHOOLS
Revenue Account Summary

Fund-SCC	Description	FYTDReceivable	FYTD Received	MTD Received	YTD Received
SCC:	9001	\$ 0.00	\$ 0.00	\$ 0.00	\$ 0.00
019-9001	ACADEMIC BOOSTERS GRANTS	\$ 0.00	\$ 0.00	\$ 0.00	\$ 0.00
		\$ 0.00	\$ 0.00	\$ 0.00	\$ 0.00
SCC:	9121				
019-9121	CENTRAL ELEMENTARY PTO GRANTS	89.94	40.13	7.44	99.24
		\$ 89.94	\$ 40.13	\$ 7.44	\$ 99.24
SCC:	9122				
019-9122	EASTERN ELEMENTARY PTO GRANTS	89.95	1,040.12	7.44	1,099.22
		\$ 89.95	\$ 1,040.12	\$ 7.44	\$ 1,099.22
SCC:	9123				
019-9123	WESTERN ELEMENTARY PTO GRANTS	89.94	2,040.09	7.42	2,099.19
		\$ 89.94	\$ 2,040.09	\$ 7.42	\$ 2,099.19
SCC:	9200				
019-9200	RICHLAND COUNTY FOUNDATION GRANT PLAYGROUND	0.00	0.00	0.00	0.00
		\$ 0.00	\$ 0.00	\$ 0.00	\$ 0.00
SCC:	9201				
019-9201	RICHLAND COUNTY FOUNDATION GRANT CENTRAL PRID	0.00	0.00	0.00	0.00
		\$ 0.00	\$ 0.00	\$ 0.00	\$ 0.00
SCC:	9202				
019-9202	RICHLAND COUNTY FOUNDATION GRANT-HENSEL FY15	0.00	0.00	0.00	0.00
		\$ 0.00	\$ 0.00	\$ 0.00	\$ 0.00
SCC:	9204				
019-9204	RICHLAND COUNTY FOUNDATION GRANT-PELPHREY 15	0.00	0.00	0.00	0.00
		\$ 0.00	\$ 0.00	\$ 0.00	\$ 0.00
SCC:	9205				
019-9205	RICHLAND CO FOUNDATION GRANT-STAINED GLASS 16	0.00	0.00	0.00	0.00
		\$ 0.00	\$ 0.00	\$ 0.00	\$ 0.00
SCC:	9206				
019-9206	RICHLAND CO FOUNDATION GRANT-SEASONAL SCIE 16	0.00	0.00	0.00	0.00
		\$ 0.00	\$ 0.00	\$ 0.00	\$ 0.00
SCC:	9207				
019-9207	RICHLAND CO FOUNDATION-SCORE COMMON CORE 16	0.00	0.00	0.00	0.00
		\$ 0.00	\$ 0.00	\$ 0.00	\$ 0.00

Reporting Period: December 2022 (FY 2023)

1/6/23 12:32 PM

As Of Period: 12/31/2022

LEXINGTON LOCAL SCHOOLS
Revenue Account Summary

Fund-SCC	Description	FYTDReceivable	FYTD Received	MTD Received	YTD Received
SCC:	9208				
019-9208	RICHLAND CO FOUND-BUILD A COMM OF READERS	\$ 0.00	\$ 0.00	\$ 0.00	\$ 0.00
		\$ 0.00	\$ 0.00	\$ 0.00	\$ 0.00
SCC:	9209				
019-9209	RICH CO FOUND-LEARN TO READ FOR A LIFETIME	0.00	0.00	0.00	0.00
		\$ 0.00	\$ 0.00	\$ 0.00	\$ 0.00
SCC:	9210				
019-9210	RICH CO FOUND-MULTI-SENS APPROACH TO LEARNING	0.00	0.00	0.00	0.00
		\$ 0.00	\$ 0.00	\$ 0.00	\$ 0.00
SCC:	9211				
019-9211	RICH CO FOUND-BEE AWARENESS	0.00	0.00	0.00	0.00
		\$ 0.00	\$ 0.00	\$ 0.00	\$ 0.00
SCC:	9212				
019-9212	RICH CO FOUND-DONT LET THE PIGEON STOP TALK	0.00	0.00	0.00	0.00
		\$ 0.00	\$ 0.00	\$ 0.00	\$ 0.00
SCC:	9213				
019-9213	RICH CO FOUND-BRAIN GAMES 5.0	0.00	0.00	0.00	0.00
		\$ 0.00	\$ 0.00	\$ 0.00	\$ 0.00
SCC:	9214				
019-9214	RICH CO FOUND-TALKING SENSE TO OUR NUMBERS	0.00	0.00	0.00	0.00
		\$ 0.00	\$ 0.00	\$ 0.00	\$ 0.00
SCC:	9215				
019-9215	RICH CO FOUND-SEE THE CIVILIZATION	0.00	0.00	0.00	0.00
		\$ 0.00	\$ 0.00	\$ 0.00	\$ 0.00
SCC:	9216				
019-9216	RICH CO FOUND-SCIENCE OLYMPIAD	0.00	0.00	0.00	0.00
		\$ 0.00	\$ 0.00	\$ 0.00	\$ 0.00
SCC:	9217				
019-9217	RICH CO FOUND-KICK BACK WITH CLASSICS	0.00	0.00	0.00	0.00
		\$ 0.00	\$ 0.00	\$ 0.00	\$ 0.00
SCC:	9218				
019-9218	RICH CO FOUND-WRITE STUFF STEAM KIT	0.00	0.00	0.00	0.00
		\$ 0.00	\$ 0.00	\$ 0.00	\$ 0.00
SCC:	9219				
019-9219	RICH CO FOUND-CLASSROOM	0.00	0.00	0.00	0.00

Reporting Period: December 2022 (FY 2023)

1/6/23 12:32 PM

As Of Period: 12/31/2022

LEXINGTON LOCAL SCHOOLS
Revenue Account Summary

Fund-SCC	Description	FYTDReceivable	FYTD Received	MTD Received	YTD Received
	LIBRARY				
SCC:	9220	\$ 0.00	\$ 0.00	\$ 0.00	\$ 0.00
019-9220	RICH CO FOUND-LEGOS AND BUILDING BLOCKS	\$ 0.00	\$ 0.00	\$ 0.00	\$ 0.00
		\$ 0.00	\$ 0.00	\$ 0.00	\$ 0.00
SCC:	9221				
019-9221	RICH CO FOUND-SCIENCE DISCOVERY BINS	0.00	0.00	0.00	0.00
		\$ 0.00	\$ 0.00	\$ 0.00	\$ 0.00
SCC:	9222				
019-9222	RICH CO FOUND-ONE BIG HAPPY FAMILY	0.00	0.00	0.00	0.00
		\$ 0.00	\$ 0.00	\$ 0.00	\$ 0.00
SCC:	9223				
019-9223	RICH CO FOUND-MAKER MAVEN STEM	0.00	0.00	0.00	0.00
		\$ 0.00	\$ 0.00	\$ 0.00	\$ 0.00
SCC:	9224				
019-9224	RICH CO FOUND-STEM SNAP CIRCUITS	0.00	0.00	0.00	0.00
		\$ 0.00	\$ 0.00	\$ 0.00	\$ 0.00
SCC:	9225				
019-9225	RICH CO FOUND GRANT-STEM MATERIALS SNAP CIRCUITS	485.94	0.00	0.00	0.00
		\$ 485.94	\$ 0.00	\$ 0.00	\$ 0.00
SCC:	9226				
019-9226	RICH CO FOUND GRANT-SCIENCE ENRICH FIELD TRIP	1,500.00	0.00	0.00	0.00
		\$ 1,500.00	\$ 0.00	\$ 0.00	\$ 0.00
SCC:	9227				
019-9227	RICH CO FOUND GRANT-CAREER BOOKS AND ACTIVITIES	532.00	532.00	0.00	532.00
		\$ 532.00	\$ 532.00	\$ 0.00	\$ 532.00
SCC:	9228				
019-9228	RICH CO FOUND GRANT-SOCIAL STUDIES MAKERSPACE	1,490.34	1,490.34	0.00	1,490.34
		\$ 1,490.34	\$ 1,490.34	\$ 0.00	\$ 1,490.34
SCC:	9301				
019-9301	RICH CO FOUND/SECO ROBOTICS GRANT (HEIMANN)	0.00	0.00	0.00	0.00
		\$ 0.00	\$ 0.00	\$ 0.00	\$ 0.00
SCC:	9302				
019-9302	RICH CO RETIRED TEACHERS	0.00	0.00	0.00	0.00

Reporting Period: December 2022 (FY 2023)

1/6/23 12:32 PM

As Of Period: 12/31/2022

LEXINGTON LOCAL SCHOOLS
Revenue Account Summary

Fund-SCC	Description	FYTDReceivable	FYTD Received	MTD Received	YTD Received
	ASSOC				
SCC:	9303	\$ 0.00	\$ 0.00	\$ 0.00	\$ 0.00
019-9303	OHIO POWER GRANT (BERRY)	\$ 0.00	\$ 0.00	\$ 0.00	\$ 0.00
		\$ 0.00	\$ 0.00	\$ 0.00	\$ 0.00
SCC:	9304				
019-9304	RICHLAND CO RETIRED TEACHERS - HS ENGLISH	200.00	0.00	0.00	0.00
		\$ 200.00	\$ 0.00	\$ 0.00	\$ 0.00
SCC:	9500				
019-9500	DOLLAR GENERAL LIT FOUND - YOUTH LIT FY16	0.00	0.00	0.00	0.00
		\$ 0.00	\$ 0.00	\$ 0.00	\$ 0.00
SCC:	9502				
019-9502	RICHLAND CO HMG SENSORY GRANT	0.00	0.00	0.00	0.00
		\$ 0.00	\$ 0.00	\$ 0.00	\$ 0.00
SCC:	9616				
019-9616	WALMART TEACHER OF THE YEAR- DANIELLE SAVAGE	0.00	0.00	0.00	0.00
		\$ 0.00	\$ 0.00	\$ 0.00	\$ 0.00
SCC:	9601				
022-9601	OHSAA TOURNAMENT AGENCY FUND	18,860.00	(9,180.85)	680.00	3,689.15
		\$ 18,860.00	\$ (9,180.85)	\$ 680.00	\$ 3,689.15
SCC:	0000				
024-0000	EMPLOYEE BENEFITS FUND FOR MEDICAL/DENTAL	5,401,960.89	2,635,353.97	440,203.35	5,284,518.73
034-0000	OFCC PROJECT MAINTENANCE FUND	186,410.78	79,426.46	0.00	185,740.17
		\$ 5,588,371.67	\$ 2,714,780.43	\$ 440,203.35	\$ 5,470,258.90
SCC:	9101				
200-9101	HIGH SCHOOL ART CLUB	0.00	0.00	0.00	0.00
		\$ 0.00	\$ 0.00	\$ 0.00	\$ 0.00
SCC:	9102				
200-9102	HIGH SCHOOL DRAMA CLUB	11,121.66	0.00	0.00	10,031.42
		\$ 11,121.66	\$ 0.00	\$ 0.00	\$ 10,031.42
SCC:	9103				
200-9103	HIGH SCHOOL MATH CLUB	0.00	0.00	0.00	0.00
		\$ 0.00	\$ 0.00	\$ 0.00	\$ 0.00
SCC:	9104				
200-9104	HIGH SCHOOL LEADERSHIP COUNCIL	1,607.00	0.00	0.00	0.00

Reporting Period: December 2022 (FY 2023)

1/6/23 12:32 PM

As Of Period: 12/31/2022

LEXINGTON LOCAL SCHOOLS Revenue Account Summary

Fund-SCC	Description	FYTDReceivable	FYTD Received	MTD Received	YTD Received
		\$ 1,607.00	\$ 0.00	\$ 0.00	\$ 0.00
SCC:	9105				
200-9105	HIGH SCHOOL FRENCH CLUB	\$ 0.00	\$ 105.00	\$ 0.00	\$ 105.00
		\$ 0.00	\$ 105.00	\$ 0.00	\$ 105.00
SCC:	9107				
200-9107	HIGH SCHOOL SPANISH CLUB	120.00	0.00	0.00	120.00
		\$ 120.00	\$ 0.00	\$ 0.00	\$ 120.00
SCC:	9108				
200-9108	HIGH SCHOOL LEO CLUB	148.25	417.45	0.00	417.45
		\$ 148.25	\$ 417.45	\$ 0.00	\$ 417.45
SCC:	9114				
200-9114	HIGH SCHOOL STUDENT COUNCIL FUND	2,108.21	3,161.00	0.00	4,359.65
		\$ 2,108.21	\$ 3,161.00	\$ 0.00	\$ 4,359.65
SCC:	9115				
200-9115	HIGH SCHOOL KEY CLUB	1,089.30	810.00	0.00	870.00
		\$ 1,089.30	\$ 810.00	\$ 0.00	\$ 870.00
SCC:	9116				
200-9116	HIGH SCHOOL CHESS CLUB	0.00	0.00	0.00	0.00
		\$ 0.00	\$ 0.00	\$ 0.00	\$ 0.00
SCC:	9119				
200-9119	HIGH SCHOOL YEARBOOK FUND	11,827.50	6,428.00	50.00	7,663.00
		\$ 11,827.50	\$ 6,428.00	\$ 50.00	\$ 7,663.00
SCC:	9120				
200-9120	HIGH SCHOOL JOURNALISM FUND	0.00	0.00	0.00	0.00
		\$ 0.00	\$ 0.00	\$ 0.00	\$ 0.00
SCC:	9121				
200-9121	HIGH SCHOOL NATIONAL HONOR SOCIETY	5,933.81	5,600.00	0.00	7,221.91
		\$ 5,933.81	\$ 5,600.00	\$ 0.00	\$ 7,221.91
SCC:	9160				
200-9160	HIGH SCHOOL GERMAN CLUB	0.00	0.00	0.00	0.00
		\$ 0.00	\$ 0.00	\$ 0.00	\$ 0.00
SCC:	9201				
200-9201	JUNIOR HIGH ART CLUB	128.25	0.00	0.00	128.25
		\$ 128.25	\$ 0.00	\$ 0.00	\$ 128.25
SCC:	9204				
200-9204	JUNIOR HIGH STUDENT COUNCIL FUND	1,080.70	978.00	621.00	1,205.70
		\$ 1,080.70	\$ 978.00	\$ 621.00	\$ 1,205.70
SCC:	9205				
200-9205	JUNIOR HIGH LIBRARY CLUB	0.00	0.00	0.00	0.00

Reporting Period: December 2022 (FY 2023)

1/6/23 12:32 PM

As Of Period: 12/31/2022

LEXINGTON LOCAL SCHOOLS
Revenue Account Summary

Fund-SCC	Description	FYTDReceivable	FYTD Received	MTD Received	YTD Received
		\$ 0.00	\$ 0.00	\$ 0.00	\$ 0.00
SCC:	9301				
200-9301	EASTERN ELEMENTARY STUDENT ACTIVITY FUND	\$ 946.71	\$ 2,944.87	\$ 2,944.87	\$ 3,891.58
		\$ 946.71	\$ 2,944.87	\$ 2,944.87	\$ 3,891.58
SCC:	9302				
200-9302	EASTERN ELEMENTARY ROBOTICS FUND	0.00	0.00	0.00	0.00
		\$ 0.00	\$ 0.00	\$ 0.00	\$ 0.00
SCC:	9401				
200-9401	CENTRAL ELEMENTARY STUDENT ACTIVITY FUND	0.00	0.00	0.00	0.00
		\$ 0.00	\$ 0.00	\$ 0.00	\$ 0.00
SCC:	9611				
200-9611	HIGH SCHOOL INFORMED TEENS FUND	0.00	0.00	0.00	0.00
		\$ 0.00	\$ 0.00	\$ 0.00	\$ 0.00
SCC:	9612				
200-9612	JUNIOR HIGH INFORMED TEENS FUND	575.06	5.58	0.00	562.34
		\$ 575.06	\$ 5.58	\$ 0.00	\$ 562.34
SCC:	9106				
300-9106	HIGH SCHOOL INTRAMURALS	0.00	0.00	0.00	0.00
		\$ 0.00	\$ 0.00	\$ 0.00	\$ 0.00
SCC:	9115				
300-9115	JAZZ BAND	0.00	0.00	0.00	0.00
		\$ 0.00	\$ 0.00	\$ 0.00	\$ 0.00
SCC:	9116				
300-9116	CHOIR	0.00	0.00	0.00	0.00
		\$ 0.00	\$ 0.00	\$ 0.00	\$ 0.00
SCC:	9206				
300-9206	JUNIOR HIGH PHYS ED DEPARTMENT FUND	470.00	246.00	0.00	246.00
		\$ 470.00	\$ 246.00	\$ 0.00	\$ 246.00
SCC:	9210				
300-9210	JR HIGH INSTRUMENTAL	0.00	0.00	0.00	0.00
		\$ 0.00	\$ 0.00	\$ 0.00	\$ 0.00
SCC:	9600				
300-9600	ATHLETIC FUND	239,500.00	191,340.44	44,715.10	230,281.52
		\$ 239,500.00	\$ 191,340.44	\$ 44,715.10	\$ 230,281.52
SCC:	9601				
300-9601	ATHLETIC CAPITAL FUND	41,000.00	12,000.00	0.00	24,500.00
		\$ 41,000.00	\$ 12,000.00	\$ 0.00	\$ 24,500.00

Reporting Period: December 2022 (FY 2023)

1/6/23 12:32 PM

As Of Period: 12/31/2022

LEXINGTON LOCAL SCHOOLS
Revenue Account Summary

Fund-SCC	Description	FYTDReceivable	FYTD Received	MTD Received	YTD Received
SCC:	9602				
300-9602	ORCHESTRA	\$ 0.00	\$ 0.00	\$ 0.00	\$ 0.00
		\$ 0.00	\$ 0.00	\$ 0.00	\$ 0.00
SCC:	9603				
300-9603	ELEMENTARY MUSIC	0.00	0.00	0.00	0.00
		\$ 0.00	\$ 0.00	\$ 0.00	\$ 0.00
SCC:	9605				
300-9605	BAND	0.00	0.00	0.00	0.00
		\$ 0.00	\$ 0.00	\$ 0.00	\$ 0.00
SCC:	9020				
451-9020	Network Connectivity FY 2020	0.00	0.00	0.00	0.00
		\$ 0.00	\$ 0.00	\$ 0.00	\$ 0.00
SCC:	9021				
451-9021	Network Connectivity FY 2021	0.00	0.00	0.00	0.00
		\$ 0.00	\$ 0.00	\$ 0.00	\$ 0.00
SCC:	9022				
451-9022	Network Connectivity FY2022	0.00	0.00	0.00	4,500.00
		\$ 0.00	\$ 0.00	\$ 0.00	\$ 4,500.00
SCC:	9023				
451-9023	DATA COMMUNICATION FUND	9,000.00	4,500.00	0.00	4,500.00
		\$ 9,000.00	\$ 4,500.00	\$ 0.00	\$ 4,500.00
SCC:	9922				
451-9922	Emergency Connectivity FY2022	0.00	0.00	0.00	0.00
		\$ 0.00	\$ 0.00	\$ 0.00	\$ 0.00
SCC:	0000				
467-0000	STUDENT WELLNESS AND SUCCESS FUND	0.00	0.00	0.00	0.00
		\$ 0.00	\$ 0.00	\$ 0.00	\$ 0.00
SCC:	9020				
499-9020	SCHOOL SAFETY GRANT FY20	0.00	0.00	0.00	0.00
		\$ 0.00	\$ 0.00	\$ 0.00	\$ 0.00
SCC:	9021				
499-9021	SCHOOL SAFETY GRANT FY21	0.00	0.00	0.00	0.00
		\$ 0.00	\$ 0.00	\$ 0.00	\$ 0.00
SCC:	9022				
499-9022	SCHOOL SAFETY GRANT FY22	12,461.88	0.00	0.00	0.00
		\$ 12,461.88	\$ 0.00	\$ 0.00	\$ 0.00
SCC:	9101				
499-9101	STATE GRANT 2001 READING IMPROV.INCENT-CENTRA	0.00	0.00	0.00	0.00
		\$ 0.00	\$ 0.00	\$ 0.00	\$ 0.00

Reporting Period: December 2022 (FY 2023)

1/6/23 12:32 PM

As Of Period: 12/31/2022

LEXINGTON LOCAL SCHOOLS
Revenue Account Summary

Fund-SCC	Description	FYTDReceivable	FYTD Received	MTD Received	YTD Received
SCC:	9121				
499-9121	SCHOOL BUS PURCHASE PROGRAM	\$ 0.00	\$ 0.00	\$ 0.00	\$ 0.00
		\$ 0.00	\$ 0.00	\$ 0.00	\$ 0.00
SCC:	9122				
499-9122	SCHOOL BUS PURCHASE PROGRAM	135,000.00	0.00	0.00	0.00
		\$ 135,000.00	\$ 0.00	\$ 0.00	\$ 0.00
SCC:	9123				
499-9123	MISCELLANEOUS STATE GRANT FUND	0.00	0.00	0.00	0.00
		\$ 0.00	\$ 0.00	\$ 0.00	\$ 0.00
SCC:	9922				
499-9922	MISCELLANEOUS STATE GRANT FUND	0.00	0.00	0.00	0.00
		\$ 0.00	\$ 0.00	\$ 0.00	\$ 0.00
SCC:	9913				
506-9913	OHIO RESIDENT EDUCATOR PROGRAM	0.00	0.00	0.00	0.00
		\$ 0.00	\$ 0.00	\$ 0.00	\$ 0.00
SCC:	9914				
506-9914	OHIO RESIDENT EDUCATOR PROGRAM	0.00	0.00	0.00	0.00
		\$ 0.00	\$ 0.00	\$ 0.00	\$ 0.00
SCC:	0000				
507-0000	ELEMENTARY AND SECONDARY SCHOOL EMERGENCY RELIEF FUND	0.00	0.00	0.00	0.00
		\$ 0.00	\$ 0.00	\$ 0.00	\$ 0.00
SCC:	9021				
507-9021	ESSER FUNDING FY21	0.00	0.00	0.00	0.00
		\$ 0.00	\$ 0.00	\$ 0.00	\$ 0.00
SCC:	9022				
507-9022	ESSER ARP FUNDING	887,216.90	637,770.51	69,177.44	881,435.16
		\$ 887,216.90	\$ 637,770.51	\$ 69,177.44	\$ 881,435.16
SCC:	9023				
507-9023	ELEMENTARY AND SECONDARY SCHOOL EMERGENCY RELIEF FUND	0.00	0.00	0.00	0.00
		\$ 0.00	\$ 0.00	\$ 0.00	\$ 0.00
SCC:	9921				
507-9921	ESSER II FUNDING	11,376.00	11,526.00	0.00	75,446.30
		\$ 11,376.00	\$ 11,526.00	\$ 0.00	\$ 75,446.30
SCC:	9021				
510-9021	CRF FUNDING FY21	0.00	0.00	0.00	0.00

Reporting Period: December 2022 (FY 2023)

1/6/23 12:32 PM

As Of Period: 12/31/2022

LEXINGTON LOCAL SCHOOLS
Revenue Account Summary

Fund-SCC	Description	FYTDReceivable	FYTD Received	MTD Received	YTD Received
SCC:	9020	\$ 0.00	\$ 0.00	\$ 0.00	\$ 0.00
516-9020	IDEA-B SPECIAL EDUCATION FY20	\$ 0.00	\$ 0.00	\$ 0.00	\$ 0.00
		\$ 0.00	\$ 0.00	\$ 0.00	\$ 0.00
SCC:	9021				
516-9021	IDEA-B SPECIAL EDUCATION FY21	0.00	0.00	0.00	0.00
		\$ 0.00	\$ 0.00	\$ 0.00	\$ 0.00
SCC:	9022				
516-9022	IDEA-B SPECIAL EDUCATION FY22	117,767.30	117,767.30	0.00	410,977.87
		\$ 117,767.30	\$ 117,767.30	\$ 0.00	\$ 410,977.87
SCC:	9023				
516-9023	IDEA PART B GRANTS	542,957.65	234,854.32	173,321.70	234,854.32
		\$ 542,957.65	\$ 234,854.32	\$ 173,321.70	\$ 234,854.32
SCC:	9922				
516-9922	IDEA PART B GRANTS	10,033.00	5,510.87	0.00	74,673.09
		\$ 10,033.00	\$ 5,510.87	\$ 0.00	\$ 74,673.09
SCC:	9020				
572-9020	TITLE I FY20	0.00	0.00	0.00	0.00
		\$ 0.00	\$ 0.00	\$ 0.00	\$ 0.00
SCC:	9021				
572-9021	TITLE I FY21	0.00	0.00	0.00	0.00
		\$ 0.00	\$ 0.00	\$ 0.00	\$ 0.00
SCC:	9022				
572-9022	TITLE I FY22	48,855.54	43,774.96	0.00	165,966.09
		\$ 48,855.54	\$ 43,774.96	\$ 0.00	\$ 165,966.09
SCC:	9023				
572-9023	TITLE I DISADVANTAGED CHILDREN	265,377.63	125,507.32	42,208.36	125,507.32
		\$ 265,377.63	\$ 125,507.32	\$ 42,208.36	\$ 125,507.32
SCC:	9921				
572-9921	EOEC	0.00	0.00	0.00	0.00
		\$ 0.00	\$ 0.00	\$ 0.00	\$ 0.00
SCC:	9922				
572-9922	TITLE I DISADVANTAGED CHILDREN	0.00	7,000.00	0.00	7,000.00
		\$ 0.00	\$ 7,000.00	\$ 0.00	\$ 7,000.00
SCC:	9022				
584-9022	TITLE IV FY22	0.00	0.00	0.00	3,600.00
		\$ 0.00	\$ 0.00	\$ 0.00	\$ 3,600.00
SCC:	9023				
584-9023	TITLE IV, PART A, STUDENT SUPPORT AND ACADEMIC	29,875.00	20,554.48	0.00	20,554.48

Reporting Period: December 2022 (FY 2023)
 As Of Period: 12/31/2022

1/6/23 12:32 PM

LEXINGTON LOCAL SCHOOLS
Revenue Account Summary

Fund-SCC	Description	FYTDReceivable	FYTD Received	MTD Received	YTD Received
	ENRICHMENT PROGRAMS				
SCC:	9020	\$ 29,875.00	\$ 20,554.48	\$ 0.00	\$ 20,554.48
587-9020	EARLY CHILDHOOD SPECIAL EDUCATION IDEA FY20	\$ 0.00	\$ 0.00	\$ 0.00	\$ 0.00
		\$ 0.00	\$ 0.00	\$ 0.00	\$ 0.00
SCC:	9021				
587-9021	EARLY CHILDHOOD SPECIAL EDUCATION IDEA FY21	0.00	0.00	0.00	0.00
		\$ 0.00	\$ 0.00	\$ 0.00	\$ 0.00
SCC:	9022				
587-9022	EARLY CHILDHOOD SPECIAL EDUCATION IDEA FY22	0.00	0.00	0.00	8,214.57
		\$ 0.00	\$ 0.00	\$ 0.00	\$ 8,214.57
SCC:	9023				
587-9023	IDEA PRESCHOOL-HANDICAPPED	12,897.63	4,289.64	1,486.46	4,289.64
		\$ 12,897.63	\$ 4,289.64	\$ 1,486.46	\$ 4,289.64
SCC:	9922				
587-9922	IDEA PRESCHOOL-HANDICAPPED	8,347.75	2,313.40	0.00	2,313.40
		\$ 8,347.75	\$ 2,313.40	\$ 0.00	\$ 2,313.40
SCC:	9020				
590-9020	TITLE II-A IMPROVING TEACHER QUALITY FY20	0.00	0.00	0.00	0.00
		\$ 0.00	\$ 0.00	\$ 0.00	\$ 0.00
SCC:	9021				
590-9021	TITLE II-A IMPROVING TEACHER QUALITY FY21	0.00	0.00	0.00	0.00
		\$ 0.00	\$ 0.00	\$ 0.00	\$ 0.00
SCC:	9022				
590-9022	TITLE II-A IMPROVING TEACHER QUALITY FY22	0.00	0.00	0.00	27,620.08
		\$ 0.00	\$ 0.00	\$ 0.00	\$ 27,620.08
SCC:	9023				
590-9023	IMPROVING TEACHER QUALITY	54,493.51	32,626.40	14,212.48	32,626.40
		\$ 54,493.51	\$ 32,626.40	\$ 14,212.48	\$ 32,626.40
SCC:	9020				
599-9020	TITLE IV FY20	0.00	0.00	0.00	0.00
		\$ 0.00	\$ 0.00	\$ 0.00	\$ 0.00
SCC:	9021				
599-9021	TITLE IV FY21	0.00	0.00	0.00	0.00
		\$ 0.00	\$ 0.00	\$ 0.00	\$ 0.00
SCC:	9023				
599-9023	MISCELLANEOUS FED. GRANT	0.00	47,992.94	0.00	47,992.94

Reporting Period: December 2022 (FY 2023)

1/6/23 12:32 PM

As Of Period: 12/31/2022

LEXINGTON LOCAL SCHOOLS
Revenue Account Summary

Fund-SCC	Description	FYTDReceivable	FYTD Received	MTD Received	YTD Received
	FUND				
		\$ 0.00	\$ 47,992.94	\$ 0.00	\$ 47,992.94
SCC:	9921				
599-9921	RICHLAND COUNTY MOBILE HOT SPOT GRANT	\$ 0.00	\$ 0.00	\$ 0.00	\$ 0.00
		\$ 0.00	\$ 0.00	\$ 0.00	\$ 0.00
SCC:	9922				
599-9922	MISCELLANEOUS FED. GRANT FUND	0.00	0.00	0.00	289,000.00
		\$ 0.00	\$ 0.00	\$ 0.00	\$ 289,000.00
Grand Total		\$ 37,539,515.45	\$ 17,607,058.58	\$ 1,734,113.79	\$ 38,037,702.05

Reporting Period: December 2022 (FY 2023)

1/6/23 12:33 PM

As Of Period: 12/31/2022

**LEXINGTON LOCAL SCHOOLS
Appropriation Summary Report**

Fund-SCC	Description	FYTD Appropriated	Prior Year Encumbrance	FYTD Expendable	FYTD Expended	MTD Expended	Encumbrance	Future Encumbrance	FYTD Unencumbered	Percent Expended/Encumbered
001-0000	GENERAL FUND	\$ 24,584,128.28	\$ 485,635.50	\$ 25,069,763.78	\$ 12,569,508.00	\$ 2,081,441.41	\$ 2,095,111.28	\$ 0.00	\$ 10,405,144.50	58.50 %
001-9412	GENERAL BUDGET RESERVE SET-ASIDE-1%/BWC	0.00	0.00	0.00	0.00	0.00	0.00	0.00	0.00	0.00
002-0000	BOND RETIREMENT FUND	3,130,731.26	0.00	3,130,731.26	2,179,036.70	0.00	0.00	0.00	951,694.56	69.60
003-0000	PERMANENT IMPROVEMENT FUND	720,477.61	139,366.22	859,843.83	403,116.21	2,303.29	365,307.09	0.00	91,420.53	89.37
004-0000	LFI BUILDING FUND	3,180,801.03	613,556.96	3,794,357.99	2,777,017.95	14,997.53	490,372.19	0.00	526,967.85	86.11
006-0000	FOOD SERVICE FUND	876,916.40	664.80	877,581.20	417,739.23	94,652.84	101,040.61	0.00	358,801.36	59.11
007-9100	LEXINGTON MINUTEMEN ACADEMIC SCHOLARSHIP FUND	17,500.00	2,200.00	19,700.00	10,150.00	9,000.00	7,100.00	0.00	2,450.00	87.56
007-9800	TERRY McCAMMON SCHOLARSHIP FUND	0.00	0.00	0.00	0.00	0.00	0.00	0.00	0.00	0.00
007-9801	MINUTEMAN ALUMNI SCHOLARSHIP FUND	0.00	0.00	0.00	0.00	0.00	0.00	0.00	0.00	0.00
007-9999	LEXINGTON SCHOOLS TRUST FUND	0.00	0.00	0.00	0.00	0.00	0.00	0.00	0.00	0.00
010-0000	CLASSROOM FACILITIES CONSTRUCTION FUND	(87,649.86)	9,033,757.78	8,946,107.92	7,096,869.07	37,516.00	2,111,601.64	0.00	(262,362.79)	102.93
018-9100	HIGH SCHOOL PRINCIPAL'S FUND	5,336.93	0.00	5,336.93	3,314.84	371.00	2,649.16	0.00	(627.07)	111.75
018-9101	HIGH SCHOOL FLOWER FUND	393.61	0.00	393.61	0.00	0.00	39.00	0.00	354.61	9.91
018-9200	JUNIOR HIGH PRINCIPAL'S FUND	5,579.71	130.50	5,710.21	1,027.50	0.00	130.50	0.00	4,552.21	20.28
018-9300	EASTERN PRINCIPAL'S FUND	2,104.49	0.00	2,104.49	1,103.79	397.56	2,587.38	0.00	(1,586.68)	175.39
018-9301	EASTERN ELEMENTARY BOOKFAIR/BOXTOPS FUND	8,300.24	0.00	8,300.24	186.83	0.00	4,000.00	0.00	4,113.41	50.44
018-9302	EASTERN ELEMENTARY MATH	0.00	0.00	0.00	0.00	0.00	0.00	0.00	0.00	0.00
018-9303	EASTERN RUN	1,250.00	204.86	1,454.86	970.13	832.00	469.73	0.00	15.00	98.97

Reporting Period: December 2022 (FY 2023)

1/6/23 12:33 PM

As Of Period: 12/31/2022

LEXINGTON LOCAL SCHOOLS Appropriation Summary Report

Fund-SCC	Description	FYTD Appropriated	Prior Year Encumbrance	FYTD Expendable	FYTD Expended	MTD Expended	Encumbrance	Future Encumbrance	FYTD Unencumbered	Percent Expended/Encumbered
018-9400	CLUB CENTRAL PRINCIPAL'S FUND	\$ 5,031.75	\$ 825.81	\$ 5,857.56	\$ 775.64	\$ 330.82	\$ 925.81	\$ 0.00	\$ 4,156.11	29.05 %
018-9401	CENTRAL ELEMENTARY BOOKFAIR FUND	6,000.00	0.00	6,000.00	1,189.41	1,189.41	0.00	0.00	4,810.59	19.82
018-9402	CENTRAL ELEMENTARY ART	0.00	0.00	0.00	41.60	0.00	158.40	0.00	(200.00)	0.00
018-9500	WESTERN PRINCIPAL'S FUND	3,334.77	452.36	3,787.13	2,331.81	589.00	706.36	0.00	748.96	80.22
018-9501	WESTERN ELEMENTARY BOOKFAIR/BOXTOP S FUND	6,000.00	0.00	6,000.00	131.83	0.00	0.00	0.00	5,868.17	2.20
018-9502	HIGH SCHOOL ACADEMIC BOOSTERS FUND	0.00	0.00	0.00	0.00	0.00	0.00	0.00	0.00	0.00
018-9503	WESTERN ELEMENTARY ART	0.00	0.00	0.00	1,174.12	0.00	0.00	0.00	(1,174.12)	0.00
018-9602	JUNIOR HIGH ACADEMIC BOOSTERS FUND	0.00	0.00	0.00	0.00	0.00	0.00	0.00	0.00	0.00
018-9901	JUNIOR HIGH TEACHER ADVISORY FUND	0.00	0.00	0.00	13.95	0.00	0.00	0.00	(13.95)	0.00
019-9001	ACADEMIC BOOSTERS GRANTS	0.00	0.00	0.00	0.00	0.00	0.00	0.00	0.00	0.00
019-9121	CENTRAL ELEMENTARY PTO GRANTS	1,500.00	0.00	1,500.00	0.00	0.00	0.00	0.00	1,500.00	0.00
019-9122	EASTERN ELEMENTARY PTO GRANTS	1,500.00	0.00	1,500.00	0.00	0.00	0.00	0.00	1,500.00	0.00
019-9123	WESTERN ELEMENTARY PTO GRANTS	1,500.00	0.00	1,500.00	0.00	0.00	0.00	0.00	1,500.00	0.00
019-9200	RICHLAND COUNTY FOUNDATION GRANT PLAYGROUND	0.00	0.00	0.00	0.00	0.00	0.00	0.00	0.00	0.00
019-9201	RICHLAND COUNTY FOUNDATION GRANT CENTRAL PRID	0.00	0.00	0.00	0.00	0.00	0.00	0.00	0.00	0.00
019-9202	RICHLAND COUNTY FOUNDATION GRANT-HENSEL FY15	0.00	0.00	0.00	0.00	0.00	0.00	0.00	0.00	0.00

Reporting Period: December 2022 (FY 2023)

1/6/23 12:33 PM

As Of Period: 12/31/2022

**LEXINGTON LOCAL SCHOOLS
Appropriation Summary Report**

Fund-SCC	Description	FYTD Appropriated	Prior Year Encumbrance	FYTD Expendable	FYTD Expended	MTD Expended	Encumbrance	Future Encumbrance	FYTD Unencumbered	Percent Expended/Encumbered
019-9204	RICHLAND COUNTY FOUNDATION GRANT-PELPHREY 15	\$ 0.00	\$ 0.00	\$ 0.00	\$ 0.00	\$ 0.00	\$ 0.00	\$ 0.00	\$ 0.00	0.00 %
019-9205	RICHLAND CO FOUNDATION GRANT-STAINED GLASS 16	0.00	0.00	0.00	0.00	0.00	0.00	0.00	0.00	0.00
019-9206	RICHLAND CO FOUNDATION GRANT-SEASONAL SCIE 16	0.00	0.00	0.00	0.00	0.00	0.00	0.00	0.00	0.00
019-9207	RICHLAND CO FOUNDATION-SCORE COMMON CORE 16	0.00	0.00	0.00	0.00	0.00	0.00	0.00	0.00	0.00
019-9208	RICHLAND CO FOUND-BUILD A COMM OF READERS	0.00	0.00	0.00	0.00	0.00	0.00	0.00	0.00	0.00
019-9209	RICH CO FOUND-LEARN TO READ FOR A LIFETIME	0.00	0.00	0.00	0.00	0.00	0.00	0.00	0.00	0.00
019-9210	RICH CO FOUND-MULTI-SENS APPROACH TO LEARNING	0.00	0.00	0.00	0.00	0.00	0.00	0.00	0.00	0.00
019-9211	RICH CO FOUND-BEE AWARENESS	0.00	0.00	0.00	0.00	0.00	0.00	0.00	0.00	0.00
019-9212	RICH CO FOUND-DONT LET THE PIGEON STOP TALK	0.00	0.00	0.00	0.00	0.00	0.00	0.00	0.00	0.00
019-9213	RICH CO FOUND-BRAIN GAMES 5.0	0.00	0.00	0.00	0.00	0.00	0.00	0.00	0.00	0.00
019-9214	RICH CO FOUND-TALKING SENSE TO OUR NUMBERS	0.00	0.00	0.00	0.00	0.00	0.00	0.00	0.00	0.00
019-9215	RICH CO FOUND-SEE THE CIVILIZATION	0.00	0.00	0.00	0.00	0.00	0.00	0.00	0.00	0.00
019-9216	RICH CO FOUND-SCIENCE OLYMPIAD	0.00	0.00	0.00	0.00	0.00	0.00	0.00	0.00	0.00
019-9217	RICH CO FOUND-KICK BACK WITH CLASSICS	0.00	0.00	0.00	0.00	0.00	0.00	0.00	0.00	0.00
019-9218	RICH CO FOUND-WRITE STUFF STEAM KIT	0.00	0.00	0.00	0.00	0.00	0.00	0.00	0.00	0.00

Reporting Period: December 2022 (FY 2023)

1/6/23 12:33 PM

As Of Period: 12/31/2022

**LEXINGTON LOCAL SCHOOLS
Appropriation Summary Report**

Fund-SCC	Description	FYTD Appropriated	Prior Year Encumbrance	FYTD Expendable	FYTD Expended	MTD Expended	Encumbrance	Future Encumbrance	FYTD Unencumbered	Percent Expended/Encumbered
019-9219	RICH CO FOUND-CLASSROOM LIBRARY	\$ 0.00	\$ 0.00	\$ 0.00	\$ 0.00	\$ 0.00	\$ 0.00	\$ 0.00	\$ 0.00	0.00 %
019-9220	RICH CO FOUND-LEGOS AND BUILDING BLOCKS	0.00	0.00	0.00	0.00	0.00	0.00	0.00	0.00	0.00
019-9221	RICH CO FOUND-SCIENCE DISCOVERY BINS	0.00	0.00	0.00	0.00	0.00	0.00	0.00	0.00	0.00
019-9222	RICH CO FOUND-ONE BIG HAPPY FAMILY	0.00	0.00	0.00	0.00	0.00	0.00	0.00	0.00	0.00
019-9223	RICH CO FOUND-MAKER MAVEN STEM	0.00	0.00	0.00	0.00	0.00	0.00	0.00	0.00	0.00
019-9224	RICH CO FOUND-STEM SNAP CIRCUITS	0.00	0.00	0.00	0.00	0.00	0.00	0.00	0.00	0.00
019-9225	RICH CO FOUND GRANT-STEM MATERIALS SNAP CIRCUITS	0.00	0.00	0.00	0.00	0.00	0.00	0.00	0.00	0.00
019-9226	RICH CO FOUND GRANT-SCIENCE ENRICH FIELD TRIP	0.00	0.00	0.00	253.00	253.00	176.00	0.00	(429.00)	0.00
019-9227	RICH CO FOUND GRANT-CAREER BOOKS AND ACTIVITIES	532.00	0.00	532.00	0.00	0.00	1,064.00	0.00	(532.00)	200.00
019-9228	RICH CO FOUND GRANT-SOCIAL STUDIES MAKERSPACE	1,490.34	0.00	1,490.34	1,472.82	0.00	17.52	0.00	0.00	100.00
019-9301	RICH CO FOUND/SECO ROBOTICS GRANT (HEIMANN)	0.00	0.00	0.00	0.00	0.00	0.00	0.00	0.00	0.00
019-9302	RICH CO RETIRED TEACHERS ASSOC	0.00	0.00	0.00	0.00	0.00	0.00	0.00	0.00	0.00
019-9303	OHIO POWER GRANT (BERRY)	0.00	0.00	0.00	0.00	0.00	0.00	0.00	0.00	0.00
019-9304	RICHLAND CO RETIRED TEACHERS - HS ENGLISH	0.00	0.00	0.00	0.00	0.00	0.00	0.00	0.00	0.00
019-9500	DOLLAR GENERAL LIT FOUND - YOUTH LIT FY16	0.00	0.00	0.00	0.00	0.00	0.00	0.00	0.00	0.00

Reporting Period: December 2022 (FY 2023)

1/6/23 12:33 PM

As Of Period: 12/31/2022

LEXINGTON LOCAL SCHOOLS Appropriation Summary Report

Fund-SCC	Description	FYTD Appropriated	Prior Year Encumbrance	FYTD Expendable	FYTD Expended	MTD Expended	Encumbrance	Future Encumbrance	FYTD Unencumbered	Percent Expended/Encumbered
019-9502	RICHLAND CO HMG SENSORY GRANT	\$ 0.00	\$ 0.00	\$ 0.00	\$ 0.00	\$ 0.00	\$ 0.00	\$ 0.00	\$ 0.00	0.00 %
019-9616	WALMART TEACHER OF THE YEAR-DANIELLE SAVAGE	0.00	0.00	0.00	0.00	0.00	0.00	0.00	0.00	0.00
022-9601	OHSAA TOURNAMENT AGENCY FUND	11,545.88	4,975.00	16,520.88	5,309.78	0.00	8,777.00	0.00	2,434.10	85.27
024-0000	EMPLOYEE BENEFITS FUND FOR MEDICAL/DENTAL	5,658,000.00	259,508.34	5,917,508.34	2,686,490.54	442,771.78	599,395.19	0.00	2,631,622.61	55.53
034-0000	OFCC PROJECT MAINTENANCE FUND	3,206.00	0.00	3,206.00	1,263.52	0.00	0.00	0.00	1,942.48	39.41
200-9101	HIGH SCHOOL ART CLUB	0.00	0.00	0.00	0.00	0.00	0.00	0.00	0.00	0.00
200-9102	HIGH SCHOOL DRAMA CLUB	11,300.00	550.00	11,850.00	1,914.79	894.79	3,375.00	0.00	6,560.21	44.64
200-9103	HIGH SCHOOL MATH CLUB	0.00	0.00	0.00	0.00	0.00	0.00	0.00	0.00	0.00
200-9104	HIGH SCHOOL LEADERSHIP COUNCIL	1,650.00	250.00	1,900.00	0.00	0.00	250.00	0.00	1,650.00	13.16
200-9105	HIGH SCHOOL FRENCH CLUB	0.00	0.00	0.00	0.00	0.00	0.00	0.00	0.00	0.00
200-9107	HIGH SCHOOL SPANISH CLUB	0.00	252.00	252.00	0.00	0.00	252.00	0.00	0.00	100.00
200-9108	HIGH SCHOOL LEO CLUB	1,000.00	601.14	1,601.14	0.00	0.00	601.14	0.00	1,000.00	37.54
200-9114	HIGH SCHOOL STUDENT COUNCIL FUND	2,500.00	1,050.00	3,550.00	1,486.51	0.00	2,603.49	0.00	(540.00)	115.21
200-9115	HIGH SCHOOL KEY CLUB	2,500.00	0.00	2,500.00	729.00	729.00	47.00	0.00	1,724.00	31.04
200-9116	HIGH SCHOOL CHESS CLUB	0.00	0.00	0.00	0.00	0.00	0.00	0.00	0.00	0.00
200-9119	HIGH SCHOOL YEARBOOK FUND	15,000.00	12,404.20	27,404.20	12,804.80	0.00	16,000.00	0.00	(1,400.60)	105.11
200-9120	HIGH SCHOOL JOURNALISM FUND	0.00	0.00	0.00	0.00	0.00	0.00	0.00	0.00	0.00
200-9121	HIGH SCHOOL NATIONAL HONOR SOCIETY	5,933.81	0.00	5,933.81	3,695.50	495.00	0.00	0.00	2,238.31	62.28
200-9160	HIGH SCHOOL GERMAN CLUB	0.00	0.00	0.00	0.00	0.00	0.00	0.00	0.00	0.00
200-9201	JUNIOR HIGH ART	500.00	0.00	500.00	0.00	0.00	0.00	0.00	500.00	0.00

Reporting Period: December 2022 (FY 2023)

1/6/23 12:33 PM

As Of Period: 12/31/2022

LEXINGTON LOCAL SCHOOLS Appropriation Summary Report

Fund-SCC	Description	FYTD Appropriated	Prior Year Encumbrance	FYTD Expendable	FYTD Expended	MTD Expended	Encumbrance	Future Encumbrance	FYTD Unencumbered	Percent Expended/Encumbered
200-9204	CLUB JUNIOR HIGH STUDENT COUNCIL FUND	\$ 1,750.00	\$ 0.00	\$ 1,750.00	\$ 493.50	\$ 404.54	\$ 167.64	\$ 0.00	\$ 1,088.86	37.78 %
200-9205	JUNIOR HIGH LIBRARY CLUB	0.00	0.00	0.00	0.00	0.00	0.00	0.00	0.00	0.00
200-9301	EASTERN ELEMENTARY STUDENT ACTIVITY FUND	1,500.00	0.00	1,500.00	0.00	0.00	1,200.00	0.00	300.00	80.00
200-9302	EASTERN ELEMENTARY ROBOTICS FUND	0.00	0.00	0.00	0.00	0.00	0.00	0.00	0.00	0.00
200-9401	CENTRAL ELEMENTARY STUDENT ACTIVITY FUND	0.00	0.00	0.00	0.00	0.00	0.00	0.00	0.00	0.00
200-9611	HIGH SCHOOL INFORMED TEENS FUND	0.00	0.00	0.00	0.00	0.00	0.00	0.00	0.00	0.00
200-9612	JUNIOR HIGH INFORMED TEENS FUND	500.00	500.00	1,000.00	0.00	0.00	500.00	0.00	500.00	50.00
300-9106	HIGH SCHOOL INTRAMURALS	0.00	0.00	0.00	0.00	0.00	0.00	0.00	0.00	0.00
300-9115	JAZZ BAND	0.00	0.00	0.00	754.99	0.00	0.00	0.00	(754.99)	0.00
300-9116	CHOIR	0.00	0.00	0.00	0.00	0.00	0.00	0.00	0.00	0.00
300-9206	JUNIOR HIGH PHYS ED DEPARTMENT FUND	666.01	0.00	666.01	0.00	0.00	1,200.00	0.00	(533.99)	180.18
300-9210	JR HIGH INSTRUMENTAL	0.00	0.00	0.00	0.00	0.00	0.00	0.00	0.00	0.00
300-9600	ATHLETIC FUND	239,030.00	18,633.56	257,663.56	136,830.95	24,171.81	114,108.06	0.00	6,724.55	97.39
300-9601	ATHLETIC CAPITAL FUND	37,969.24	6,386.66	44,355.90	0.00	0.00	6,309.44	0.00	38,046.46	14.22
300-9602	ORCHESTRA	0.00	0.00	0.00	0.00	0.00	0.00	0.00	0.00	0.00
300-9603	ELEMENTARY MUSIC	0.00	0.00	0.00	0.00	0.00	0.00	0.00	0.00	0.00
300-9605	BAND	0.00	0.00	0.00	0.00	0.00	0.00	0.00	0.00	0.00
451-9020	Network Connectivity FY 2020	0.00	0.00	0.00	0.00	0.00	0.00	0.00	0.00	0.00
451-9021	Network Connectivity FY 2021	0.00	0.00	0.00	0.00	0.00	0.00	0.00	0.00	0.00
451-9022	Network Connectivity FY2022	0.00	0.00	0.00	0.00	0.00	0.00	0.00	0.00	0.00

Reporting Period: December 2022 (FY 2023)

1/6/23 12:33 PM

As Of Period: 12/31/2022

LEXINGTON LOCAL SCHOOLS Appropriation Summary Report

Fund-SCC	Description	FYTD Appropriated	Prior Year Encumbrance	FYTD Expendable	FYTD Expended	MTD Expended	Encumbrance	Future Encumbrance	FYTD Unencumbered	Percent Expended/Encumbered
451-9023	DATA COMMUNICATION FUND	\$ 9,000.00	\$ 0.00	\$ 9,000.00	\$ 9,000.00	\$ 0.00	\$ 0.00	\$ 0.00	\$ 0.00	100.00 %
451-9922	Emergency Connectivity FY2022	0.00	0.00	0.00	0.00	0.00	0.00	0.00	0.00	0.00
467-0000	STUDENT WELLNESS AND SUCCESS FUND	0.00	0.00	0.00	430.05	430.05	4,000.00	0.00	(4,430.05)	0.00
499-9020	SCHOOL SAFETY GRANT FY20	0.00	0.00	0.00	0.00	0.00	0.00	0.00	0.00	0.00
499-9021	SCHOOL SAFETY GRANT FY21	0.00	0.00	0.00	0.00	0.00	0.00	0.00	0.00	0.00
499-9022	SCHOOL SAFETY GRANT FY22	12,461.88	0.00	12,461.88	0.00	0.00	0.00	0.00	12,461.88	0.00
499-9101	STATE GRANT 2001 READING IMPROV.INCENT-	0.00	0.00	0.00	0.00	0.00	0.00	0.00	0.00	0.00
499-9121	SCHOOL BUS PURCHASE PROGRAM	0.00	0.00	0.00	0.00	0.00	135,000.00	0.00	(135,000.00)	0.00
499-9122	SCHOOL BUS PURCHASE PROGRAM	0.00	0.00	0.00	0.00	0.00	0.00	0.00	0.00	0.00
499-9123	MISCELLANEOUS STATE GRANT FUND	135,000.00	0.00	135,000.00	0.00	0.00	0.00	0.00	135,000.00	0.00
499-9922	MISCELLANEOUS STATE GRANT FUND	0.00	0.00	0.00	0.00	0.00	0.00	0.00	0.00	0.00
506-9913	OHIO RESIDENT EDUCATOR PROGRAM	0.00	0.00	0.00	0.00	0.00	0.00	0.00	0.00	0.00
506-9914	OHIO RESIDENT EDUCATOR PROGRAM	0.00	0.00	0.00	0.00	0.00	0.00	0.00	0.00	0.00
507-0000	ELEMENTARY AND SECONDARY SCHOOL EMERGENCY RELIEF FUND	0.00	0.00	0.00	0.00	0.00	0.00	0.00	0.00	0.00
507-9021	ESSER FUNDING FY21	0.00	0.00	0.00	0.00	0.00	0.00	0.00	0.00	0.00
507-9022	ESSER ARP FUNDING	479,045.09	245,036.25	724,081.34	586,807.91	47,936.84	132,553.05	0.00	4,720.38	99.35
507-9023	ELEMENTARY AND SECONDARY SCHOOL EMERGENCY RELIEF FUND	0.00	0.00	0.00	0.00	0.00	0.00	0.00	0.00	0.00

Reporting Period: December 2022 (FY 2023)

1/6/23 12:33 PM

As Of Period: 12/31/2022

LEXINGTON LOCAL SCHOOLS Appropriation Summary Report

Fund-SCC	Description	FYTD Appropriated	Prior Year Encumbrance	FYTD Expendable	FYTD Expended	MTD Expended	Encumbrance	Future Encumbrance	FYTD Unencumbered	Percent Expended/Encumbered
507-9921	ESSER II FUNDING	\$ 81,760.84	\$ 12,007.37	\$ 93,768.21	\$ 25,447.15	\$ 13,921.15	\$ 3,441.87	\$ 0.00	\$ 64,879.19	30.81 %
510-9021	CRF FUNDING FY21	0.00	0.00	0.00	0.00	0.00	0.00	0.00	0.00	0.00
516-9020	IDEA-B SPECIAL EDUCATION FY20	0.00	0.00	0.00	0.00	0.00	0.00	0.00	0.00	0.00
516-9021	IDEA-B SPECIAL EDUCATION FY21	0.00	0.00	0.00	0.00	0.00	0.00	0.00	0.00	0.00
516-9022	IDEA-B SPECIAL EDUCATION FY22	0.00	37,191.85	37,191.85	3,999.56	0.00	36,791.85	0.00	(3,599.56)	109.68
516-9023	IDEA PART B GRANTS	509,765.36	0.00	509,765.36	256,405.50	59,314.63	496,344.28	0.00	(242,984.42)	147.67
516-9922	IDEA PART B GRANTS	0.00	4,522.13	4,522.13	0.00	0.00	3,810.23	0.00	711.90	84.26
572-9020	TITLE I FY20	0.00	0.00	0.00	0.00	0.00	0.00	0.00	0.00	0.00
572-9021	TITLE I FY21	0.00	50.00	50.00	0.00	0.00	50.00	0.00	0.00	100.00
572-9022	TITLE I FY22	0.00	11,697.68	11,697.68	6,667.10	0.00	11,697.68	0.00	(6,667.10)	157.00
572-9023	TITLE I DISADVANTAGED CHILDREN	265,377.63	0.00	265,377.63	131,928.34	24,298.04	858.06	0.00	132,591.23	50.04
572-9921	EOEC	0.00	0.00	0.00	0.00	0.00	0.00	0.00	0.00	0.00
572-9922	TITLE I DISADVANTAGED CHILDREN	0.00	0.00	0.00	7,000.00	0.00	0.00	0.00	(7,000.00)	0.00
584-9022	TITLE IV FY22	0.00	0.00	0.00	0.00	0.00	0.00	0.00	0.00	0.00
584-9023	TITLE IV, PART A, STUDENT SUPPORT AND ACADEMIC ENRICHMENT PROGRAMS	29,875.00	0.00	29,875.00	26,154.52	0.00	0.00	0.00	3,720.48	87.55
587-9020	EARLY CHILDHOOD SPECIAL EDUCATION IDEA FY20	0.00	0.00	0.00	0.00	0.00	0.00	0.00	0.00	0.00
587-9021	EARLY CHILDHOOD SPECIAL EDUCATION IDEA FY21	0.00	0.00	0.00	0.00	0.00	0.00	0.00	0.00	0.00
587-9022	EARLY CHILDHOOD SPECIAL EDUCATION IDEA FY22	0.00	0.00	0.00	0.00	0.00	0.00	0.00	0.00	0.00
587-9023	IDEA PRESCHOOL-HANDICAPPED	12,897.63	0.00	12,897.63	4,289.64	1,040.20	9,246.27	0.00	(638.28)	104.95
587-9922	IDEA PRESCHOOL-HANDICAPPED	6,034.35	0.00	6,034.35	0.00	0.00	0.00	0.00	6,034.35	0.00
590-9020	TITLE II-A IMPROVING TEACHER QUALITY	0.00	0.00	0.00	0.00	0.00	0.00	0.00	0.00	0.00

Reporting Period: December 2022 (FY 2023)

1/6/23 12:33 PM

As Of Period: 12/31/2022

**LEXINGTON LOCAL SCHOOLS
Appropriation Summary Report**

Fund-SCC	Description	FYTD Appropriated	Prior Year Encumbrance	FYTD Expendable	FYTD Expended	MTD Expended	Encumbrance	Future Encumbrance	FYTD Unencumbered	Percent Expended/Encumbered
	FY20									
590-9021	TITLE II-A IMPROVING TEACHER QUALITY FY21	\$ 0.00	\$ 0.00	\$ 0.00	\$ 0.00	\$ 0.00	\$ 0.00	\$ 0.00	\$ 0.00	0.00 %
590-9022	TITLE II-A IMPROVING TEACHER QUALITY FY22	0.00	0.00	0.00	0.00	0.00	0.00	0.00	0.00	0.00
590-9023	IMPROVING TEACHER QUALITY	54,493.51	0.00	54,493.51	35,376.21	8,723.22	0.00	0.00	19,117.30	64.92
599-9020	TITLE IV FY20	0.00	0.00	0.00	0.00	0.00	0.00	0.00	0.00	0.00
599-9021	TITLE IV FY21	0.00	0.00	0.00	0.00	0.00	0.00	0.00	0.00	0.00
599-9023	MISCELLANEOUS FED. GRANT FUND	0.00	0.00	0.00	0.00	0.00	0.00	0.00	0.00	0.00
599-9921	RICHLAND COUNTY MOBILE HOT SPOT GRANT	0.00	0.00	0.00	0.00	0.00	0.00	0.00	0.00	0.00
599-9922	MISCELLANEOUS FED. GRANT FUND	0.00	0.00	0.00	0.00	0.00	0.00	0.00	0.00	0.00
Grand Total		\$ 40,063,020.79	\$ 10,892,410.97	\$ 50,955,431.76	\$ 29,412,704.29	\$ 2,869,004.91	\$ 6,772,035.92	\$ 0.00	\$ 14,770,691.55	