

LEXINGTON LOCAL SCHOOLS



FINANCIAL REPORT
FOR THE PERIOD ENDING
DECEMBER 31, 2021

PREPARED BY
JASON WHITESEL, TREASURER

Gross Depository Balances:

Richland Bank MMA 5719	\$5,093,713.43
Richland Bank Sweep Acct 3520	\$324,322.45
Richland Bank General Acct 0580	\$300,000.00
Richland Bank Anthem Sweep 3523	\$827,805.27
Richland Bank EE Benefits 3180	\$0.00
Richland Bank Payroll Acct 9780	\$17,610.53
Richland Bank Athletic Acct 3280	\$2,063.86

Total Depository Balances (Gross) \$6,565,515.54

Adjustments to Bank Balance:

Cash in Transit to Bank	\$4,853.39
Outstanding Checks	(\$150,882.76)
Adjustments:	
Outstanding Vision Adjustment	\$3.10
SERS Adjustment	\$3.00

Total Adjustments to Bank Balance (\$146,023.27)

Investments:

Treasury Bonds and Notes	\$22,742,243.01
Certificate of Deposits	\$2,821,000.00
Other Securities	\$0.00
Other Investments:	
Richland Bank MMA 5750	\$241,992.21
Richland Bank MMA R252	\$5,866,394.28
Commercial Paper R252	\$3,596,525.00

Total Investments \$35,268,154.50

Cash on Hand:

Petty Cash:	
Treasurer's Office	\$100.00
High School	\$50.00
Junior High School	\$50.00
Eastern, Central, Western	\$200.00
Change Cash:	
Athletic Change	\$3,000.00
Cafeteria Change	\$333.00
Junior High School	\$100.00
Cash with Fiscal Agent	\$0.00

Total Cash on Hand \$3,833.00

Total Balances \$41,691,479.77

Total Fund Balance \$41,691,479.77

December 01, 2021 through December 31, 2021

Account Name : Lexington Local SD Managing Agency

Account No : 5750

Summary Of Investment Holdings

Quantity	Description			Unit Value	Market Value	Tax Cost	Estimated Ann Inc	Yield To Mkt
<u>Money Markets - Taxable</u>								
241,992.21	Northern Instl Government Select Portfolio			1.0000	241,992.21	241,992.21	72.60	0.03%
Totals					241,992.21	241,992.21	72.60	0.03%
<u>Marketable CDs</u>								
100,000	Medallion Bank UT	3.050%	01/10/2022	100.0778	100,077.80	100,000.00	3,050.00	3.05%
150,000	TIAA FSB	2.850%	02/22/2022	100.3823	150,573.45	150,000.00	4,275.00	2.84%
200,000	Bridgewater Bank Bloom MN	1.900%	02/28/2022	100.2795	200,559.00	200,000.00	3,800.00	1.89%
200,000	Continental Bank UT	1.900%	06/22/2022	100.7919	201,583.80	200,000.00	3,800.00	1.89%
200,000	American Express Centurion	2.400%	09/12/2022	101.4672	202,934.40	200,000.00	4,800.00	2.37%
200,000	Discover Bank	2.250%	09/27/2022	101.4379	202,875.80	200,000.00	4,500.00	2.22%
200,000	Sallie Mae Bank SLC UT	2.500%	12/13/2022	102.0536	204,107.20	200,000.00	5,000.00	2.45%
25,000	State Bank of India NY	3.000%	03/06/2023	103.0488	25,762.20	25,000.00	750.00	2.91%
200,000	Comenity Capital Bank	2.700%	04/17/2023	102.9200	205,840.00	200,000.00	5,400.00	2.62%
150,000	Merrick Bank	2.050%	07/12/2023	102.3494	153,524.10	150,000.00	3,075.00	2.00%
200,000	Capital One Natl Assn Va	0.500%	11/24/2023	99.7732	199,546.40	200,000.00	1,000.00	0.50%
200,000	Luana Savings Bank	0.200%	12/29/2023	99.1068	198,213.60	200,000.00	400.00	0.20%
100,000	Border State Bank	1.100%	03/27/2024	100.8684	100,868.40	100,000.00	1,100.00	1.09%
248,000	Live Oak Banking Company	1.250%	09/13/2024	101.1341	250,812.57	248,000.00	3,100.00	1.24%
200,000	Industrial & Com Bank 0.3	0.350%	02/11/2025	98.2315	196,463.00	200,000.00	700.00	0.36%
248,000	Goldman Sachs BK USA	0.800%	08/18/2025	99.1170	245,810.16	248,000.00	1,984.00	0.81%
Totals					2,839,551.88	2,821,000.00	46,734.00	1.65%
<u>U.S. Govt Agy-Exempt State</u>								
325,000	FFCB	0.300%	04/27/2022	99.9885	324,962.63	325,240.77	975.00	0.30%
250,000	FFCB Dtd 09/08/20	0.220%	09/08/2023	99.6911	249,227.74	249,862.50	550.00	0.22%
200,000	FHLB	0.220%	05/24/2024	98.8894	197,778.82	200,000.00	440.00	0.22%

December 01, 2021 through December 31, 2021

Account Name : Lexington Local SD Managing Agency

Account No : 5750

Summary Of Investment Holdings

Quantity	Description			Unit Value	Market Value	Tax Cost	Estimated Ann Inc	Yield To Mkt
200,000	FFCB	0.430%	10/15/2024	98.4477	196,895.45	200,000.00	860.00	0.44%
200,000	FHLB Federal Home Loan Banks Cons Bd 0.5 Dtd 03/10/21 Rate 0.5000% Mat 09/10/25	0.500%	09/10/2025	97.2185	194,437.00	200,000.00	1,000.00	0.51%
200,000	FHLB	0.500%	11/12/2025	97.3705	194,741.04	200,000.00	1,000.00	0.51%
200,000	FHLB	1.000%	03/30/2026	99.0933	198,186.67	200,000.00	2,000.00	1.01%
300,000	FHLB Dtd 09/29/21	1.125%	09/29/2026	98.7819	296,345.76	300,375.00	3,375.00	1.14%
250,000	FHLB Dtd 11/24/21	1.300%	11/24/2026	99.8486	249,621.48	249,687.50	3,250.00	1.30%
Totals					2,102,196.59	2,125,165.77	13,450.00	0.64%
<u>U.S. Govt Agy-Non-Ex St-Int Only</u>								
225,000	Federal Natl Mtg Assn	0.650%	07/30/2025	98.3199	221,219.66	224,887.50	1,462.50	0.66%
Totals					221,219.66	224,887.50	1,462.50	0.66%
Grand Total					5,404,960.34	5,413,045.48	61,719.10	1.14%

Gain or Loss amounts and transactions, as shown, may not reflect the amount to be used for income tax purposes.

December 01, 2021 through December 31, 2021

Account Name : Lexington Local SD Bond Acct Man Agcy

Account No : R252

Summary Of Investment Holdings

Quantity	Description		Unit Value	Market Value	Tax Cost	Estimated Ann Inc	Yield To Mkt
<u>Money Markets - Taxable</u>							
5,866,394.28	Northern Instl Government Select Portfolio		1.0000	5,866,394.28	5,866,394.28	1,759.92	0.03%
<i>Totals</i>				5,866,394.28	5,866,394.28	1,759.92	0.03%
<u>U.S. Treasury Bills</u>							
10,000,000	United States Treas Bills	01/27/2022	99.9982	9,999,820.00	9,994,331.20	2,399.96	0.02%
<i>Totals</i>				9,999,820.00	9,994,331.20	2,399.96	0.02%
<u>Corporate Bonds</u>							
10,000,000	US Treasury Bills	04/14/2022	99.9790	9,997,900.00	9,997,562.20	0.00	0.00%
<i>Totals</i>				9,997,900.00	9,997,562.20	0.00	0.00%
<u>Commercial Paper - Corporate</u>							
1,800,000	Bank China/Hong Kong Com'l P	03/18/2022	99.9225	1,798,605.00	1,798,605.00	2,699.99	0.15%
1,800,000	Banco De Chile Disc Com'l Pap	06/01/2022	99.8844	1,797,919.99	1,797,920.00	2,880.00	0.16%
<i>Totals</i>				3,596,524.99	3,596,525.00	5,579.99	0.16%
<u>U.S. Govt Agv-Exempt State</u>							
400,000	FFCB	0.300% 04/27/2022	99.9885	399,954.01	400,296.34	1,200.00	0.30%
<i>Totals</i>				399,954.01	400,296.34	1,200.00	0.30%
<i>Grand Total</i>				29,860,593.28	29,855,109.02	10,939.87	0.04%

Gain or Loss amounts and transactions, as shown, may not reflect the amount to be used for income tax purposes.

LEXINGTON LOCAL SCHOOLS
INVESTMENT REPORT FOR THE MONTH ENDING
DECEMBER 31, 2021

INTEREST EARNED:	THIS MONTH	FISCAL YEAR TO DATE
Richland Bank, General Sweep	\$20.22	\$367.68
Richland Bank, General MMA	\$290.05	\$1,932.89
Richland Bank, Anthem Sweep	\$16.40	\$124.20
Star Ohio	\$0.00	\$0.00
CDs, Bonds, and other investments	\$6,912.68	\$31,149.98
TOTAL INTEREST RECEIVED	\$7,239.35	\$33,574.75

INTEREST EARNED (LEX BOND ACCT)	THIS MONTH	FISCAL YEAR TO DATE
Richland Bank, General Sweep	\$0.00	\$0.00
Richland Bank, General MMA	\$0.00	\$0.00
Richland Bank, Anthem Sweep	\$0.00	\$0.00
Star Ohio	\$0.00	\$0.00
CDs, Bonds, and other investments	(\$923.57)	\$30,477.56
TOTAL INTEREST RECEIVED	(\$923.57)	\$30,477.56

History of Interest Earnings	Fiscal Year	Interest Earnings
	1998	\$ 167,057.52
	1999	\$ 138,113.69
	2000	\$ 157,991.72
	2001	\$ 236,839.79
	2002	\$ 146,052.34
	2003	\$ 63,712.36
	2004	\$ 47,970.95
	2005	\$ 90,719.94
	2006	\$ 158,724.51
	2007	\$ 221,998.86
	2008	\$ 213,660.34
	2009	\$ 95,639.63
	2010	\$ 56,860.22
	2011	\$ 3,001.78
	2012	\$ 3,090.00
	2013	\$ 5,758.97
	2014	\$ 8,349.92
	2015	\$ 11,765.22
	2016	\$ 28,300.22
	2017	\$ 83,194.26
	2018	\$ 133,582.49
	2019	\$ 205,588.68
	2020	\$ 218,228.66
	2021	\$ 85,117.81
FISCAL Year To Date	2022	\$33,574.75

Lex Bond Acct Interest Earnings	Fiscal Year	Interest Earnings
	2020	\$526,044.24
	2021	\$507,134.12
FISCAL Year To Date	2022	\$30,477.56

Total Interest Earnings 1998 to Present \$ 2,614,894.63



Reporting Period: December 2021 (FY 2022)

1/5/22 1:07 PM

As Of Period: 12/31/2021

LEXINGTON LOCAL SCHOOLS Cash Summary Report

Full Account Code	Description	Initial Cash	MTD Received	FYTD Received	MTD Expended	FYTD Expended	Fund Balance
001-0000	GENERAL FUND	\$ 10,147,740.40	\$ 701,415.67	\$ 10,699,381.17	\$ 1,897,582.17	\$ 11,648,241.22	\$ 9,198,880.35
001-9412	GENERAL BUDGET RESERVE SET-ASIDE-1%/BWC	87,928.97	0.00	0.00	0.00	0.00	87,928.97
002-0000	BOND RETIREMENT FUND	1,769,698.68	0.00	1,475,366.79	0.00	2,694,074.94	550,990.53
003-0000	PERMANENT IMPROVEMENT FUND	467,930.96	0.00	323,517.24	67,360.83	260,774.98	530,673.22
004-0000	LFI BUILDING FUND	7,821,273.15	(194.16)	3,215,757.44	681,680.15	4,760,567.07	6,276,463.52
006-0000	FOOD SERVICE FUND	807.82	242,329.43	449,409.25	86,379.87	411,006.67	39,210.40
007-9100	LEXINGTON MINUTEMEN ACADEMIC SCHOLARSHIP FUND	132,671.74	89.92	6,335.56	0.00	0.00	139,007.30
007-9800	TERRY McCAMMON SCHOLARSHIP FUND	22,101.59	0.00	0.00	0.00	22,101.59	0.00
010-0000	CLASSROOM FACILITIES CONSTRUCTION FUND	36,954,926.07	(729.41)	22,468.14	1,543,011.01	13,398,748.71	23,578,645.50
018-9100	HIGH SCHOOL PRINCIPAL'S FUND	685.94	128.00	1,555.05	294.95	1,466.44	774.55
018-9101	HIGH SCHOOL FLOWER FUND	(6.00)	0.00	393.00	67.50	149.50	237.50
018-9200	JUNIOR HIGH PRINCIPAL'S FUND	6,017.45	0.00	791.19	0.00	7.83	6,800.81
018-9300	EASTERN PRINCIPAL'S FUND	1,387.24	115.00	1,176.68	300.00	963.19	1,600.73
018-9301	EASTERN ELEMENTARY BOOKFAIR/BOXTOPS FUND	3,604.36	0.00	2,412.90	0.00	2,668.70	3,348.56
018-9302	EASTERN ELEMENTARY MATH	1,036.52	0.00	0.00	0.00	0.00	1,036.52
018-9303	EASTERN RUN CLUB	496.73	0.00	1,075.00	0.00	1,191.87	379.86
018-9400	CENTRAL PRINCIPAL'S FUND	8,666.59	486.64	1,950.69	710.61	1,477.12	9,140.16
018-9401	CENTRAL ELEMENTARY BOOKFAIR FUND	4,751.51	0.00	0.00	153.82	181.25	4,570.26
018-9402	CENTRAL ELEMENTARY ART	1,941.37	0.00	0.00	0.00	0.00	1,941.37
018-9500	WESTERN PRINCIPAL'S FUND	19,135.19	387.10	2,071.23	0.00	2,445.00	18,761.42
018-9501	WESTERN ELEMENTARY BOOKFAIR/BOXTOPS FUND	4,292.97	4.00	23.00	8.45	8.45	4,307.52
018-9503	WESTERN ELEMENTARY ART	1,986.42	0.00	0.00	0.00	0.00	1,986.42
018-9901	JUNIOR HIGH TEACHER ADVISORY FUND	109.25	0.00	0.00	0.00	0.00	109.25
019-9001	ACADEMIC BOOSTERS GRANTS	769.07	0.00	0.00	0.00	0.00	769.07
019-9121	CENTRAL ELEMENTARY PTO GRANTS	1,755.76	3.50	30.83	0.00	0.00	1,786.59
019-9122	EASTERN ELEMENTARY PTO GRANTS	2,405.99	3.51	30.85	0.00	0.00	2,436.84
019-9123	WESTERN ELEMENTARY PTO GRANTS	3,143.82	3.51	30.84	0.00	0.00	3,174.66
019-9200	RICHLAND COUNTY FOUNDATION GRANT PLAYGROUND	200.00	0.00	0.00	0.00	0.00	200.00
019-9218	RICH CO FOUND-WRITE STUFF STEAM KIT	52.93	0.00	0.00	0.00	52.93	0.00
019-9221	RICH CO FOUND-SCIENCE DISCOVERY BINS	0.95	0.00	0.00	0.00	0.95	0.00
019-9222	RICH CO FOUND-ONE BIG HAPPY FAMILY	2.41	0.00	0.00	0.00	2.41	0.00
019-9224	RICH CO FOUND-STEM SNAP CIRCUITS	66.36	0.00	0.00	0.00	66.36	0.00
019-9225	RICH CO FOUND GRANT-STEM	0.00	0.00	485.94	0.00	486.04	(0.10)

Reporting Period: December 2021 (FY 2022)

1/5/22 1:07 PM

As Of Period: 12/31/2021

LEXINGTON LOCAL SCHOOLS
Cash Summary Report

Full Account Code	Description	Initial Cash	MTD Received	FYTD Received	MTD Expended	FYTD Expended	Fund Balance
019-9226	MATERIALS SNAP CIRCUITS RICH CO FOUND GRANT-SCIENCE ENRICH FIELD TRIP	\$ 0.00	\$ 0.00	\$ 1,500.00	\$ 0.00	\$ 0.00	\$ 1,500.00
019-9301	RICH CO FOUND/SECO ROBOTICS GRANT (HEIMANN)	31.72	0.00	0.00	0.00	0.00	31.72
019-9302	RICH CO RETIRED TEACHERS ASSOC	150.00	0.00	0.00	0.00	0.00	150.00
019-9304	RICHLAND CO RETIRED TEACHERS - HS ENGLISH	0.00	0.00	200.00	0.00	0.00	200.00
022-9601	OHSAA TOURNAMENT AGENCY FUND	0.00	0.00	5,990.00	0.00	1,113.63	4,876.37
024-0000	EMPLOYEE BENEFITS FUND FOR MEDICAL/DENTAL	1,016,271.39	436,847.97	2,595,457.46	500,453.38	2,827,104.57	784,624.28
034-0000	OFCC PROJECT MAINTENANCE FUND	283,040.25	0.00	80,097.07	0.00	1,259.95	361,877.37
200-9101	HIGH SCHOOL ART CLUB	372.46	0.00	0.00	0.00	0.00	372.46
200-9102	HIGH SCHOOL DRAMA CLUB	24,669.34	0.00	1,090.24	0.00	3,439.22	22,320.36
200-9103	HIGH SCHOOL MATH CLUB	52.70	0.00	0.00	0.00	0.00	52.70
200-9104	HIGH SCHOOL LEADERSHIP COUNCIL	697.11	0.00	1,607.00	0.00	1,225.00	1,079.11
200-9105	HIGH SCHOOL FRENCH CLUB	364.75	0.00	0.00	0.00	0.00	364.75
200-9107	HIGH SCHOOL SPANISH CLUB	568.50	0.00	0.00	0.00	0.00	568.50
200-9108	HIGH SCHOOL LEO CLUB	2,052.62	0.00	148.25	0.00	0.00	2,200.87
200-9114	HIGH SCHOOL STUDENT COUNCIL FUND	3,259.95	151.50	909.56	256.86	781.91	3,387.60
200-9115	HIGH SCHOOL KEY CLUB	1,615.85	(236.70)	1,029.30	0.00	0.00	2,645.15
200-9116	HIGH SCHOOL CHESS CLUB	321.00	0.00	0.00	0.00	0.00	321.00
200-9119	HIGH SCHOOL YEARBOOK FUND	49,495.53	95.00	10,592.50	22.43	5,994.98	54,093.05
200-9120	HIGH SCHOOL JOURNALISM FUND	505.44	0.00	0.00	0.00	0.00	505.44
200-9121	HIGH SCHOOL NATIONAL HONOR SOCIETY	(50.85)	2,582.90	4,311.90	477.00	2,759.09	1,501.96
200-9201	JUNIOR HIGH ART CLUB	719.48	0.00	0.00	0.00	200.25	519.23
200-9204	JUNIOR HIGH STUDENT COUNCIL FUND	1,890.27	88.00	853.00	133.40	554.09	2,189.18
200-9205	JUNIOR HIGH LIBRARY CLUB	77.65	0.00	0.00	0.00	0.00	77.65
200-9301	EASTERN ELEMENTARY STUDENT ACTIVITY FUND	1,123.23	0.00	0.00	0.00	0.00	1,123.23
200-9302	EASTERN ELEMENTARY ROBOTICS FUND	575.16	0.00	0.00	0.00	0.00	575.16
200-9611	HIGH SCHOOL INFORMED TEENS FUND	903.63	0.00	0.00	0.00	0.00	903.63
200-9612	JUNIOR HIGH INFORMED TEENS FUND	820.72	0.00	18.30	0.00	0.00	839.02
300-9115	JAZZ BAND	1,512.61	0.00	0.00	0.00	0.00	1,512.61
300-9116	CHOIR	1,284.95	0.00	0.00	0.00	0.00	1,284.95
300-9206	JUNIOR HIGH PHYS ED DEPARTMENT FUND	3,222.36	0.00	470.00	0.00	446.61	3,245.75
300-9210	JR HIGH INSTRUMENTAL	41.03	0.00	0.00	0.00	0.00	41.03
300-9600	ATHLETIC FUND	3,443.05	20,469.00	157,301.91	13,314.72	113,093.20	47,651.76

Reporting Period: December 2021 (FY 2022)

1/5/22 1:07 PM

As Of Period: 12/31/2021

LEXINGTON LOCAL SCHOOLS
Cash Summary Report

Full Account Code	Description	Initial Cash	MTD Received	FYTD Received	MTD Expended	FYTD Expended	Fund Balance
300-9601	ATHLETIC CAPITAL FUND	\$ 77,000.00	\$ 0.00	\$ 28,500.00	\$ 0.00	\$ 34,250.00	\$ 71,250.00
300-9602	ORCHESTRA	63.22	0.00	0.00	0.00	0.00	63.22
300-9603	ELEMENTARY MUSIC	1,572.09	0.00	0.00	0.00	0.00	1,572.09
300-9605	BAND	232.95	0.00	0.00	0.00	0.00	232.95
451-9022	Network Connectivity FY2022	0.00	0.00	4,500.00	0.00	9,000.00	(4,500.00)
467-0000	STUDENT WELLNESS AND SUCCESS FUND	52,768.66	0.00	0.00	0.00	57,776.88	(5,008.22)
499-9022	SCHOOL SAFETY GRANT FY22	0.00	12,461.88	12,461.88	0.00	0.00	12,461.88
507-9022	ESSER ARP FUNDING	0.00	20,419.32	220,064.15	34,470.21	305,403.94	(85,339.79)
507-9921	ESSER II FUNDING	0.00	10,062.49	99,601.28	(193.79)	99,993.33	(392.05)
516-9021	IDEA-B SPECIAL EDUCATION FY21	(35,740.32)	0.00	46,686.68	0.00	10,946.36	0.00
516-9022	IDEA-B SPECIAL EDUCATION FY22	0.00	46,001.80	189,803.28	56,591.98	224,517.19	(34,713.91)
516-9922	IDEA PART B GRANTS	0.00	38,110.80	38,110.80	14,569.59	52,680.39	(14,569.59)
572-9021	TITLE I FY21	(14,278.32)	0.00	14,806.46	0.00	528.14	0.00
572-9022	TITLE I FY22	0.00	31,853.92	90,904.91	21,380.11	102,678.12	(11,773.21)
584-9022	TITLE IV FY22	0.00	0.00	19,744.37	0.00	19,744.37	0.00
587-9022	EARLY CHILDHOOD SPECIAL EDUCATION IDEA FY22	0.00	389.37	3,997.97	1,344.41	5,358.00	(1,360.03)
590-9022	TITLE II-A IMPROVING TEACHER QUALITY FY22	0.00	11,450.48	28,082.17	7,464.36	32,323.41	(4,241.24)
599-9921	RICHLAND COUNTY MOBILE HOT SPOT GRANT	614.96	0.00	0.00	0.00	614.96	0.00
Grand Total		\$ 58,948,847.35	\$ 1,574,790.44	\$ 19,863,103.23	\$ 4,927,834.02	\$ 37,120,470.81	\$ 41,691,479.77

LEXINGTON LOCAL SCHOOLS

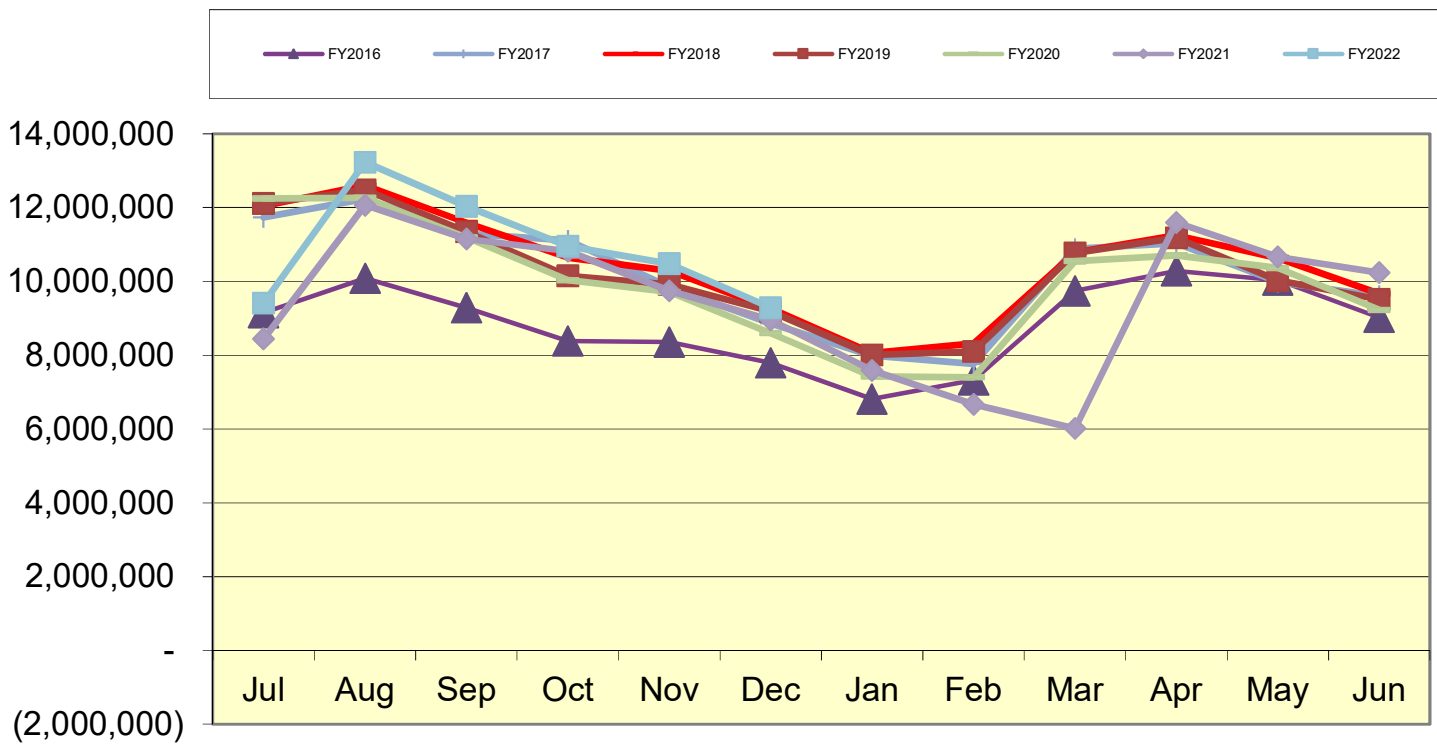
Spending Plan Summary

ODE Line Number	Monthly Estimate	Monthly Actual	Monthly Difference	FYTD Estimate	FYTD Actual	FYTD Difference
01.010 General Property (Real Estate)	\$ 0.00	\$ 0.00	\$ 0.00	\$ 4,915,000.00	\$ 4,915,917.44	\$ 917.44
01.020 Tangible Personal Property Tax	0.00	0.00	0.00	434,000.00	434,837.84	837.84
01.030 Income Tax	0.00	0.00	0.00	0.00	0.00	0.00
01.035 Unrestricted Grants-in-Aid	758,534.00	682,145.87	(76,388.13)	4,279,534.00	4,195,982.81	(83,551.19)
01.040 Restricted Grants-in-Aid	6,203.00	6,203.02	0.02	37,218.00	37,218.12	0.12
01.045 Restricted Federal Grants-in-Aid - SFSF	0.00	0.00	0.00	0.00	0.00	0.00
01.050 Property Tax Allocation	0.00	0.00	0.00	880,000.00	881,287.85	1,287.85
01.060 All Other Operating Revenue	20,000.00	13,066.78	(6,933.22)	210,300.00	203,534.56	(6,765.44)
01.070 Total Revenue	784,737.00	701,415.67	(83,321.33)	10,756,052.00	10,668,778.62	(87,273.38)
02.010 Proceeds from Sale of Notes	0.00	0.00	0.00	0.00	0.00	0.00
02.020 State Emergency Loans & Advancements (Approved)	0.00	0.00	0.00	0.00	0.00	0.00
02.040 Operating Transfers-In	0.00	0.00	0.00	0.00	0.00	0.00
02.050 Advances-In	0.00	0.00	0.00	0.00	0.00	0.00
02.060 All Other Financial Sources	21,000.00	0.00	(21,000.00)	66,000.00	30,602.55	(35,397.45)
02.070 Total Other Financing Sources	21,000.00	0.00	(21,000.00)	66,000.00	30,602.55	(35,397.45)
02.080 Total Revenues and Other Financing Sources	805,737.00	701,415.67	(104,321.33)	10,822,052.00	10,699,381.17	(122,670.83)
03.010 Personal Services	1,130,000.00	1,151,520.06	21,520.06	6,635,000.00	6,745,222.43	110,222.43
03.020 Employees' Retirement/Insurance Benefits	565,000.00	582,954.07	17,954.07	3,363,000.00	3,355,038.09	(7,961.91)
03.030 Purchased Services	200,000.00	117,300.98	(82,699.02)	1,075,000.00	968,300.12	(106,699.88)
03.040 Supplies and Materials	55,000.00	39,573.06	(15,426.94)	431,000.00	434,229.42	3,229.42
03.050 Capital Outlay	6,200.00	0.00	(6,200.00)	14,000.00	7,540.70	(6,459.30)
03.060 Intergovernmental	0.00	0.00	0.00	0.00	0.00	0.00
04.010 Debt Service: All Principal (Historical)	0.00	0.00	0.00	0.00	0.00	0.00
04.020 Debt Service: Principal-Notes	0.00	0.00	0.00	0.00	0.00	0.00
04.030 Debt Service: Principal - State Loans	0.00	0.00	0.00	0.00	0.00	0.00
04.040 Debt Service: Principal - State Advancements	0.00	0.00	0.00	0.00	0.00	0.00
04.050 Debt Service: Principal - HB 264 Loans	0.00	0.00	0.00	0.00	0.00	0.00
04.055 Debt Service: Principal - Other	0.00	0.00	0.00	0.00	0.00	0.00
04.060 Debt Service: Interest and Fiscal Charges	0.00	0.00	0.00	0.00	0.00	0.00
04.300 Other Objects	8,000.00	6,234.00	(1,766.00)	129,000.00	137,910.46	8,910.46
04.500 Total Expenditures	1,964,200.00	1,897,582.17	(66,617.83)	11,647,000.00	11,648,241.22	1,241.22
05.010 Operational Transfers - Out	0.00	0.00	0.00	0.00	0.00	0.00
05.020 Advances - Out	0.00	0.00	0.00	0.00	0.00	0.00
05.030 All Other Financing Uses	0.00	0.00	0.00	0.00	0.00	0.00
05.040 Total Other Financing Uses	0.00	0.00	0.00	0.00	0.00	0.00
05.050 Total Expenditure and Other Financing Uses	1,964,200.00	1,897,582.17	(66,617.83)	11,647,000.00	11,648,241.22	1,241.22
06.010 Excess Rev & Oth Financing Sources over(under) Exp & Oth F	(1,158,463.00)	(1,196,166.50)	(37,703.50)	(824,948.00)	(948,860.05)	(123,912.05)
07.010 Cash Balance-July1 -Excluding Proposed Renew/Replace & New	0.00	10,482,975.82	10,482,975.82	10,235,669.00	10,235,669.37	0.37
07.020 Cash Balance June 30	(1,158,463.00)	9,286,809.32	10,445,272.32	9,410,721.00	9,286,809.32	(123,911.68)
08.010 Estimated Encumbrances June 30	(100,000.00)	1,707,340.06	1,807,340.06	1,693,000.00	1,707,340.06	14,340.06

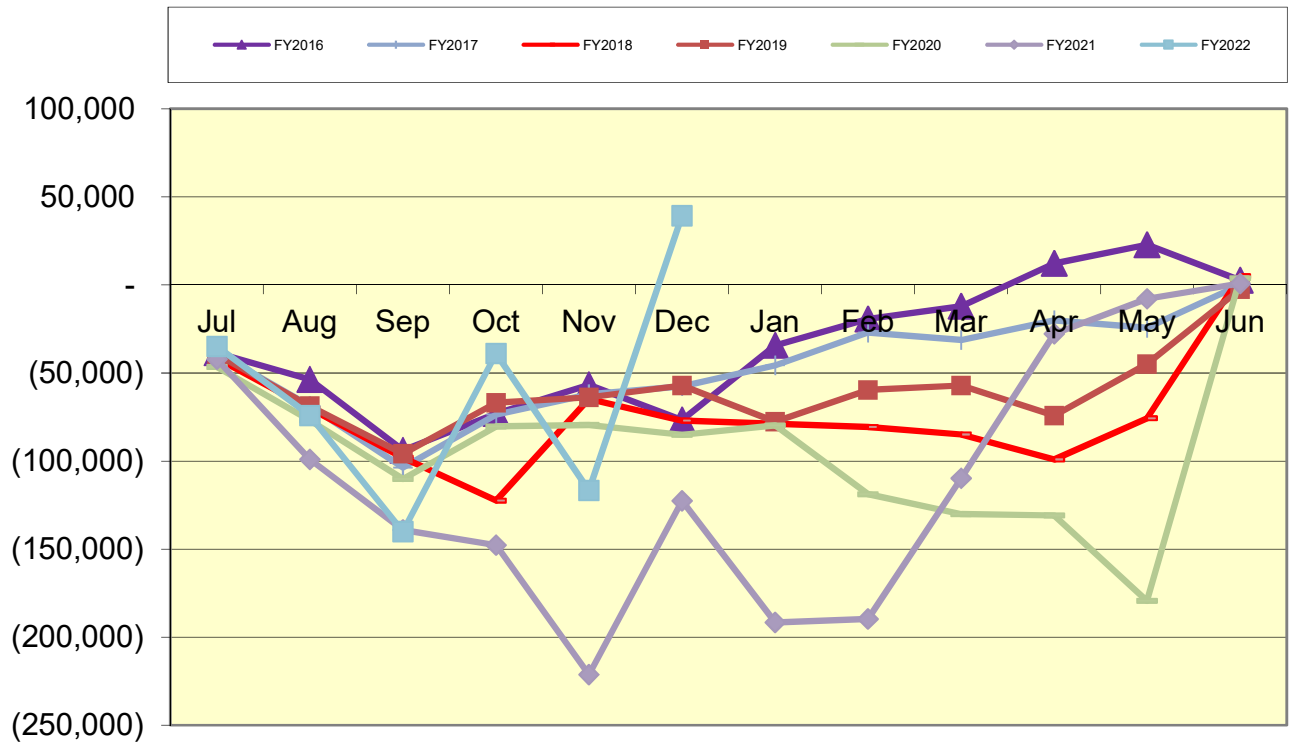
**LEXINGTON LOCAL SCHOOL DISTRICT
GENERAL FUND ONLY 2021-2022
SUMMARY OF RECEIPTS AND EXPENDITURES - FIVE YEAR FORECAST FORMAT**

LINE	12/31/2021	FISCAL YEAR TO DATE Estimate	FISCAL YEAR TO DATE Actual	VARIANCE Estimate vs. Actual	PERCENT of VARIANCE
LINE 7.010	BEGINNING CASH BALANCE		\$ 10,235,669		
REVENUES					
LINE 1.010	Real Estate Tax	\$ 4,915,000	\$ 4,915,917	\$917	0.02%
LINE 1.020	Personal Property Tax	\$ 434,000	\$ 434,838	\$838	0.19%
LINE 1.030	Income Tax	\$ -	\$ -	\$0	
LINE 1.035	State Funding	\$ 4,279,534	\$ 4,195,983	(\$83,551)	-1.95%
LINE 1.040	Career Tech / Economic Disadv.	\$ 37,218	\$ 37,218	\$0	0.00%
LINE 1.050	Property Tax Allocation	\$ 880,000	\$ 881,288	\$1,288	0.15%
LINE 1.060	Other Operating Revenue	\$ 210,300	\$ 203,535	(\$6,765)	-3.22%
LINE 1.070	TOTAL REVENUE	\$ 10,756,052	\$ 10,668,779	(\$87,273)	-0.81%
EXPENSES					
LINE 2.01	Proceeds from Notes	\$ -	\$ -	\$0	
LINE 2.04	Transfers In	\$ -	\$ -	\$0	
LINE 2.050	Advances In	\$ -	\$ -	\$0	#DIV/0!
LINE 2.060	Other Financing Sources	\$ 66,000	\$ 30,603	(\$35,397)	-53.63%
LINE 2.070	TOTAL OTHER SOURCES	\$ 66,000	\$ 30,603	(\$35,397)	-53.63%
LINE 2.080	TOTAL REVENUES & Sources	\$ 10,822,052	\$ 10,699,382	(\$122,670)	-1.13%
EXPENSES					
LINE 3.010	Salaries	\$ 6,635,000	\$ 6,745,222	(\$110,222)	-1.66%
LINE 3.020	Retirement and Benefits	\$ 3,363,000	\$ 3,355,038	\$7,962	0.24%
LINE 3.030	Purchased Services	\$ 1,075,000	\$ 968,300	\$106,700	9.93%
LINE 3.040	Supplies and Materials	\$ 431,000	\$ 434,229	(\$3,229)	-0.75%
LINE 3.050	Capital Outlay and Equipment	\$ 14,000	\$ 7,541	\$6,459	46.14%
LINE 3.06	INTERGOVERNMENTAL	\$ -	\$ -	\$0	
LINE 4.020	DEBT SERVICE - Notes	\$ -	\$ -	\$0	
LINE 4.060	DEBT SERVICE - Interest charges	\$ -	\$ -	\$0	
LINE 4.300	Other Objects	\$ 129,000	\$ 137,911	(\$8,911)	-6.91%
LINE 4.500	TOTAL EXPENDITURES	\$ 11,647,000	\$ 11,648,241	(\$1,241)	-0.01%
LINE 5.00	TRANSFERS OUT	\$ -	\$ -	\$0	
LINE 5.02	ADVANCES OUT	\$ -	\$ -	\$0	
LINE 5.03	ALL OTHER USES	\$ -	\$ -	\$0	
LINE 5.040	TOTAL OTHER USES	\$ -	\$ -	\$0	
LINE 5.050	TOTAL EXPENDITURES & USES	\$ 11,647,000	\$ 11,648,241	(\$1,241)	-0.01%
		Estimate	Actual	Variance	
LINE 6.010	REVENUES OVER EXPENSES	\$ (824,948)	\$ (948,859)	(\$123,911)	
LINE 7.020	ENDING CASH BALANCE	\$ 9,410,721	\$ 9,286,810	(\$123,911)	
	Less Reserves	\$ (87,929)	\$ (87,929)	\$ -	
LINE 8.010	Less Outstanding Encumbrances	\$ (1,693,000)	\$ (1,707,340)	\$ (14,340)	0.85%
LINE 15.010	Unreserved Fund Balance	\$ 7,629,792	\$ 7,491,541	(\$138,251)	-1.81%
		Estimate	Actual	Benchmark Yr. End	
	Salaries/Benefits as % of Revenue	93.0%	94.7%	80.1% or below	
	True Days Cash - Calendar Days on which can operate	121	118	90 or above optimal	

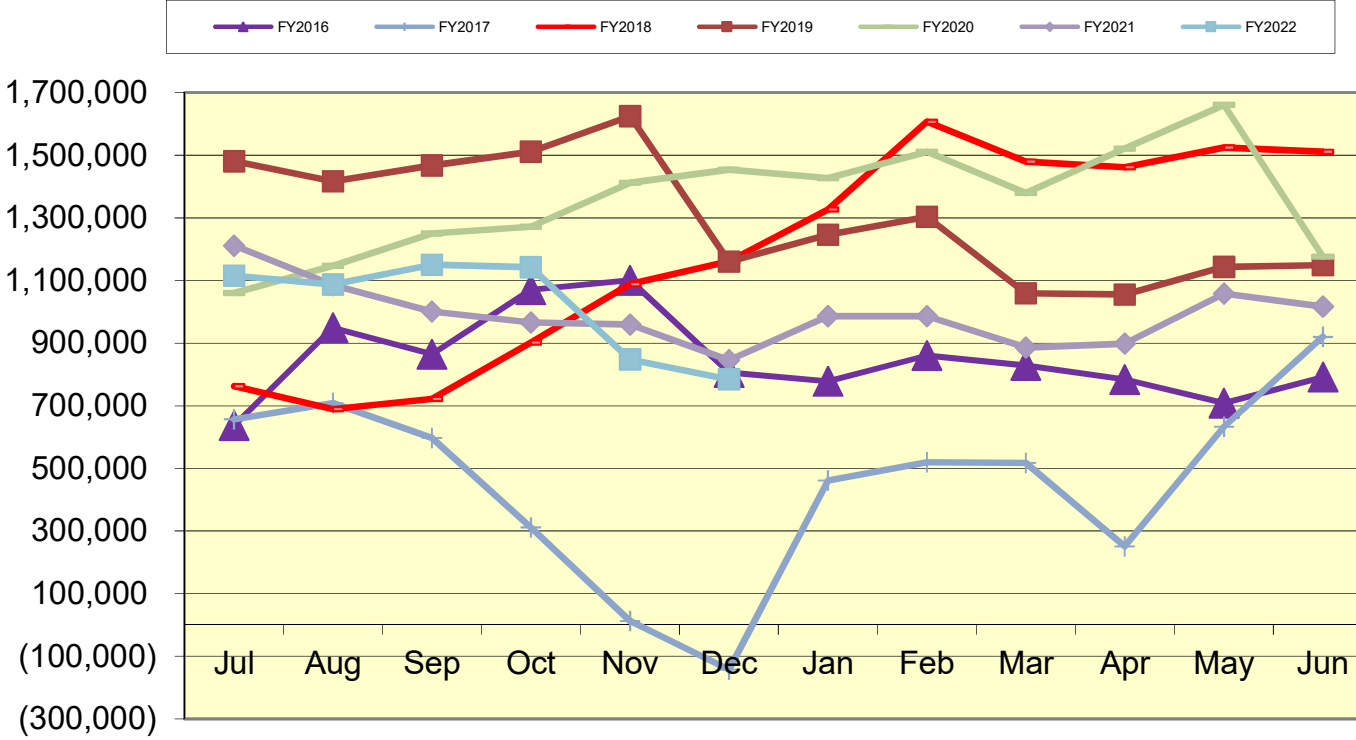
Lexington Local Schools General Fund Cash Balance



Lexington Local Schools Food Service Fund Cash Balance



Lexington Local Schools Employee Benefits Fund Cash Balance



Lexington Local Schools

Permanent Improvement Fund 12/31/2021

	Budgeted Amount	Actual Fiscal Year Expended	Current Encumbrances	Expenses / Encumbrances Over/Under Estimate	Remaining Estimated PI Project Costs
Instruction and Administration					
Eastern Elementary Equipment/Materials	\$ 150.00	\$ 71.42	\$ -	\$78.58	\$78.58
Central Elementary Equipment/Materials	\$ 7,089.07	\$ 5,043.91	\$ 1,565.00	\$480.16	\$480.16
HS Music Equipment	\$ 4,538.99	\$ 2,699.49	\$ 2,238.00	(\$398.50)	\$0.00
Maintenance					
New Maintenance Garage	\$ 700,000.00	\$ 33,750.00	\$ 666,250.00	\$0.00	\$0.00
Maintenance Tractor w/Dump Bed Kit	\$ 11,391.00	\$ 11,391.00	\$ -	\$0.00	\$0.00
Eastern Elementary Feedwater Tank Replacement	\$ 10,480.00	\$ 6,480.00	\$ 4,000.00	\$0.00	\$0.00
HS Retaining Wall with Geo Grid Reinforcement and Signage	\$ 11,000.00	\$ -	\$ 11,000.00	\$0.00	\$0.00
Transportation					
New bus	\$ 101,859.00	\$ 101,859.00	\$ -	\$0.00	\$0.00
Bus Fuel Tank Removal and Installation	\$ 40,000.00	\$ 34,850.00	\$ 5,150.00	\$0.00	\$0.00
Technology					
Computers, servers, tech equip., etc.	\$ 100,000.00	\$ 7,932.41	\$ 9,238.32	\$82,829.27	\$82,829.27
Food Service					
Food Service Equipment	\$ 4,438.34	\$ 4,218.91	\$ 219.43	\$0.00	\$0.00
Athletics and Student Activities					
HS Athletics Equipment	\$ 79,882.00	\$ 47,404.45	\$ 6,316.76	\$26,160.79	\$26,160.79
Fees					
Tax Collection Fees	\$ 14,500.00	\$ 5,074.39	\$ -	\$9,425.61	\$9,425.61
Totals					
	\$ 1,085,328.40	\$ 260,774.98	\$ 705,977.51	\$118,575.91	\$118,974.41
Total Budgeted	\$ 1,085,328.40				
Actual Cash Balance 7/1/21	\$ 467,930.96				
Revenues FY22 - Taxes from levy	\$ 323,517.24				
Expenditures FY22	\$ (260,774.98)				
Current Cash Balance	\$530,673.22				
Current Encumbrances	\$ (705,977.51)				
Available Balance	(\$175,304.29)				
Remaining Estimated Revenues FY22 - Taxes from levy	\$ 376,482.76				
Less: Remaining Estimated PI Project Costs	(\$118,974.41)				
Estimated 6/30/22 Carryover	\$ 82,204.06				

Lexington Local Schools

Food Service Fund 2021-22 vs. 2020-2021 vs. 2019-2020

							Beginning Balance 7/1/21	\$ 808
2020-2021 Through 12/31/21								
<i>Revenues</i>	District-Wide	High School	Junior High	Eastern	Central	Western	Total	
Student Type A, Ezpay, Misc	\$ -	\$ (1,107)	\$ (905)	\$ (13)	\$ 523	\$ 161	\$ (1,341)	
Student Break, Milk & A La Carte	\$ -	\$ 10,398	\$ 3,863	\$ 1,421	\$ 725	\$ 280	\$ 16,687	
Adult & Misc revenues	\$ 5,967	\$ 1,358	\$ 422	\$ 467	\$ 288	\$ 13	\$ 8,515	
State Reimb	\$ -	\$ -	\$ -	\$ -	\$ -	\$ -	\$ -	
Federal Reimb	\$ -	\$ 112,364	\$ 70,121	\$ 91,339	\$ 83,752	\$ 67,972	\$ 425,548	
Transfer In	\$ -	\$ -	\$ -	\$ -	\$ -	\$ -	\$ -	
Total Revenues	\$ 5,967	\$ 123,013	\$ 73,501	\$ 93,214	\$ 85,288	\$ 68,426	\$ 449,409	
<i>Expenses</i>								
Wages	\$ 25,658	\$ 53,844	\$ 24,705	\$ 18,160	\$ 16,740	\$ 17,446	\$ 156,553	
Severance	\$ -	\$ -	\$ -	\$ -	\$ -	\$ -	\$ -	
Retirement	\$ 5,857	\$ 10,250	\$ 4,616	\$ 5,508	\$ 2,875	\$ 3,518	\$ 32,624	
Medical	\$ 10,727	\$ 26,057	\$ 4,102	\$ 11,928	\$ 4,102	\$ 5,924	\$ 62,840	
Life, Dent, MC, WC	\$ 707	\$ 1,722	\$ 959	\$ 580	\$ 693	\$ 395	\$ 5,056	
Purch Serv, Repairs, Phone, Post	\$ 1,820	\$ 1,521	\$ 751	\$ 399	\$ 300	\$ 1,739	\$ 6,530	
Supplies	\$ 5,017	\$ -	\$ -	\$ -	\$ -	\$ -	\$ 5,017	
Food Costs	\$ -	\$ 44,645	\$ 20,521	\$ 41,828	\$ 14,137	\$ 21,256	\$ 142,387	
Equipment	\$ -	\$ -	\$ -	\$ -	\$ -	\$ -	\$ -	
Other Costs	\$ -	\$ -	\$ -	\$ -	\$ -	\$ -	\$ -	
Total Expenses	\$ 49,786	\$ 138,039	\$ 55,654	\$ 78,403	\$ 38,847	\$ 50,278	\$ 411,007	
Net Gain (Loss)	\$ (43,819)	\$ (15,026)	\$ 17,847	\$ 14,811	\$ 46,441	\$ 18,148	\$ 38,402	
							Ending Cash Balance 12/31/21	\$ 39,210

							Beginning Balance 7/1/20	\$ 3,725
2019-2020 Through 12/31/20								
<i>Revenues</i>	District-Wide	High School	Junior High	Eastern	Central	Western	Total	
Student Type A, Ezpay, Misc	\$ -	\$ (997)	\$ 42	\$ 582	\$ 1,040	\$ 928	\$ 1,595	
Student Break, Milk & A La Carte	\$ -	\$ 7,081	\$ 1,659	\$ 1,630	\$ 1,144	\$ 571	\$ 12,085	
Adult & Misc revenues	\$ 3,123	\$ 1,028	\$ 351	\$ 366	\$ 236	\$ 50	\$ 5,154	
State Reimb	\$ -	\$ -	\$ -	\$ -	\$ -	\$ -	\$ -	
Federal Reimb	\$ -	\$ 53,453	\$ 37,284	\$ 46,256	\$ 50,195	\$ 33,059	\$ 220,247	
Transfer In	\$ -	\$ -	\$ -	\$ -	\$ -	\$ -	\$ -	
Total Revenues	\$ 3,123	\$ 60,565	\$ 39,336	\$ 48,834	\$ 52,615	\$ 34,608	\$ 239,081	
<i>Expenses</i>								
Wages	\$ 24,823	\$ 53,453	\$ 29,304	\$ 21,344	\$ 17,604	\$ 17,733	\$ 164,261	
Severance	\$ -	\$ -	\$ -	\$ -	\$ -	\$ -	\$ -	
Retirement	\$ 5,958	\$ 14,250	\$ 4,103	\$ 6,618	\$ 4,327	\$ 3,358	\$ 38,614	
Medical	\$ 10,807	\$ 26,290	\$ 8,278	\$ 18,012	\$ 9,143	\$ -	\$ 72,530	
Life, Dent, MC, WC	\$ 696	\$ 1,711	\$ 1,213	\$ 797	\$ 460	\$ 233	\$ 5,110	
Purch Serv, Repairs, Phone, Post	\$ 977	\$ 430	\$ 579	\$ 1,617	\$ 320	\$ 320	\$ 4,243	
Supplies	\$ 5,309	\$ 27,750	\$ 11,832	\$ 18,286	\$ 7,013	\$ 10,523	\$ 80,713	
Food Costs	\$ -	\$ -	\$ -	\$ -	\$ -	\$ -	\$ -	
Equipment	\$ -	\$ -	\$ -	\$ -	\$ -	\$ -	\$ -	
Other Costs	\$ -	\$ -	\$ -	\$ -	\$ -	\$ -	\$ -	
Total Expenses	\$ 48,570	\$ 123,884	\$ 55,309	\$ 66,674	\$ 38,867	\$ 32,167	\$ 365,471	
Net Gain (Loss)	\$ (45,447)	\$ (63,319)	\$ (15,973)	\$ (17,840)	\$ 13,748	\$ 2,441	\$ (126,390)	
							Ending Cash Balance 12/31/20	\$ (122,665)

							Beginning Balance 7/1/19	\$ (2,391)
2019-2020 Through 12/31/19								
<i>Revenues</i>	District-Wide	High School	Junior High	Eastern	Central	Western	Total	
Student Type A, Ezpay, Misc	\$ -	\$ 40,637	\$ 20,058	\$ 22,807	\$ 21,401	\$ 15,416	\$ 120,319	
Student Break, Milk & A La Carte	\$ -	\$ 19,029	\$ 5,496	\$ 5,133	\$ 3,689	\$ 3,267	\$ 36,614	
Adult & Misc revenues	\$ 2,213	\$ 2,657	\$ 611	\$ 1,219	\$ 1,049	\$ 907	\$ 8,656	
State Reimb	\$ -	\$ -	\$ -	\$ -	\$ -	\$ -	\$ -	
Federal Reimb	\$ -	\$ 26,703	\$ 19,067	\$ 29,714	\$ 28,587	\$ 18,486	\$ 122,557	
Transfer In	\$ -	\$ -	\$ -	\$ -	\$ -	\$ -	\$ -	
Total Revenues	\$ 2,213	\$ 89,026	\$ 45,232	\$ 58,873	\$ 54,726	\$ 38,076	\$ 288,146	
<i>Expenses</i>								
Wages	\$ 24,661	\$ 55,548	\$ 29,104	\$ 23,618	\$ 17,122	\$ 17,901	\$ 167,954	
Severance	\$ -	\$ -	\$ -	\$ -	\$ -	\$ -	\$ -	
Retirement	\$ 6,023	\$ 10,465	\$ 4,195	\$ 7,545	\$ 3,453	\$ 3,687	\$ 35,368	
Medical	\$ 14,691	\$ 21,773	\$ 8,137	\$ 17,704	\$ 7,019	\$ -	\$ 69,324	
Life, Dent, MC, WC	\$ 902	\$ 2,219	\$ 1,459	\$ 1,069	\$ 632	\$ 400	\$ 6,681	
Purch Serv, Repairs, Phone, Post	\$ 1,120	\$ 5,628	\$ 999	\$ 594	\$ 1,046	\$ 546	\$ 9,933	
Supplies	\$ 3,469	\$ -	\$ -	\$ -	\$ -	\$ -	\$ 3,469	
Food Costs	\$ -	\$ 26,412	\$ 13,761	\$ 23,611	\$ 7,958	\$ 6,489	\$ 78,231	
Equipment	\$ -	\$ -	\$ -	\$ -	\$ -	\$ -	\$ -	
Other Costs	\$ -	\$ -	\$ -	\$ -	\$ -	\$ -	\$ -	
Total Expenses	\$ 50,866	\$ 122,045	\$ 57,655	\$ 74,141	\$ 37,230	\$ 29,023	\$ 370,960	
Net Gain (Loss)	\$ (48,653)	\$ (33,019)	\$ (12,423)	\$ (15,268)	\$ 17,496	\$ 9,053	\$ (82,814)	
							Ending Cash Balance 12/31/19	\$ (85,205)

Start Date: 12/1/2021

End Date: 12/31/2021

LEXINGTON LOCAL SCHOOLS

Disbursement Summary Report

Reference Number	Check Number	Type	Date	Name	Vendor #	Status	Reconcile Date	Void Date	Amount
39286	91183	REFUND	12/6/2021	JARED TARBERT	13710	OUTSTANDIN G			\$ 90.00
39285	91184	REFUND	12/6/2021	JASON ZEIDMAN	13714	RECONCILED	12/13/2021		56.00
39287	91185	REFUND	12/6/2021	KATIE SPOGNARDI	13711	OUTSTANDIN G			90.00
39283	91186	REFUND	12/6/2021	SIOBHAN BOLDEN	13712	OUTSTANDIN G			45.00
39282	91187	REFUND	12/6/2021	STOLLER ENTERPRISE S LLC	13490	RECONCILED	12/21/2021		236.70
39284	91188	REFUND	12/6/2021	TARA CARNEY	13713	RECONCILED	12/14/2021		184.00
39288	91189	REFUND	12/6/2021	DAVID WARREN	13709	RECONCILED	12/22/2021		15.00
39307	91190	ACCOUNTS_P AYABLE	12/7/2021	STANTON SHEET MUSIC	22	RECONCILED	12/13/2021		391.28
39306	91191	ACCOUNTS_P AYABLE	12/7/2021	CULLIGAN QUALITY WATER	610	RECONCILED	12/14/2021		37.00
39304	91192	ACCOUNTS_P AYABLE	12/7/2021	VILLAGE OF LEXINGTON	704	RECONCILED	12/14/2021		7,761.49
39295	91193	ACCOUNTS_P AYABLE	12/7/2021	MANSFIELD RUBBER STAMP	821	RECONCILED	12/10/2021		19.20
39314	91194	ACCOUNTS_P AYABLE	12/7/2021	PHOTORAMA LLC	1028	RECONCILED	12/20/2021		1,125.00
39309	91195	ACCOUNTS_P AYABLE	12/7/2021	AWARDSMIT H	1370	RECONCILED	12/13/2021		629.00
39301	91196	ACCOUNTS_P AYABLE	12/7/2021	CAPITAL ONE	3469	RECONCILED	12/14/2021		256.86
39315	91197	ACCOUNTS_P AYABLE	12/7/2021	PEPPLE & WAGGONER, LTD.	5883	RECONCILED	12/13/2021		384.00
39291	91198	ACCOUNTS_P AYABLE	12/7/2021	CARDINAL BUS SALES & SERVICE	6515	RECONCILED	12/13/2021		1,887.39
39316	91199	ACCOUNTS_P AYABLE	12/7/2021	SCHOOL SPECIALTY	6538	OUTSTANDIN G			9.34
39290	91200	ACCOUNTS_P AYABLE	12/7/2021	JANE M GOODALL	7220	RECONCILED	12/10/2021		81.16
39317	91201	ACCOUNTS_P AYABLE	12/7/2021	ERIC ARMIN INC.	7611	RECONCILED	12/13/2021		2,236.00
39298	91202	ACCOUNTS_P AYABLE	12/7/2021	TREASURER, STATE OF OHIO	9906	RECONCILED	12/15/2021		1,230.00
39292	91203	ACCOUNTS_P AYABLE	12/7/2021	RENHILL GROUP, INC.	10075	RECONCILED	12/13/2021		14,480.19
39297	91204	ACCOUNTS_P AYABLE	12/7/2021	ELIZABETH A. RIEGEL	10733	RECONCILED	12/14/2021		400.00
39289	91205	ACCOUNTS_P AYABLE	12/7/2021	ASHLEY TODD	10907	RECONCILED	12/17/2021		107.14
39308	91206	ACCOUNTS_P AYABLE	12/7/2021	HEALTHCAR E BILLING SERVICES	11018	RECONCILED	12/10/2021		223.07
39300	91207	ACCOUNTS_P AYABLE	12/7/2021	BRIDGEWAY ACADEMY	11513	RECONCILED	12/20/2021		7,944.60
39305	91208	ACCOUNTS_P AYABLE	12/7/2021	SHAR PRODUCTS CO	11549	RECONCILED	12/13/2021		594.00
39311	91209	ACCOUNTS_P AYABLE	12/7/2021	JAMES HAYES	13087	RECONCILED	12/13/2021		776.28
39310	91210	ACCOUNTS_P AYABLE	12/7/2021	AMANDA BADERTSCH ER	13224	OUTSTANDIN G			45.00

Start Date: 12/1/2021

End Date: 12/31/2021

LEXINGTON LOCAL SCHOOLS

Disbursement Summary Report

Reference Number	Check Number	Type	Date	Name	Vendor #	Status	Reconcile Date	Void Date	Amount
39313	91211	ACCOUNTS_P AYABLE	12/7/2021	THE ESKEN GROUP, LLC	13446	RECONCILED	12/13/2021		\$ 1,710.00
39296	91212	ACCOUNTS_P AYABLE	12/7/2021	REMIND101, INC	13485	RECONCILED	12/24/2021		7,845.50
39312	91213	ACCOUNTS_P AYABLE	12/7/2021	THEN DESIGN ARCHITECTU RE LTD	13501	RECONCILED	12/13/2021		85,522.36
39293	91214	ACCOUNTS_P AYABLE	12/7/2021	AMAZON CAPITAL SERVICES	13575	RECONCILED	12/14/2021		177.00
39294	91215	ACCOUNTS_P AYABLE	12/7/2021	STOODT'S FRESH MARKET	13591	RECONCILED	12/13/2021		155.66
39302	91216	ACCOUNTS_P AYABLE	12/7/2021	ASHLEY N MCLAUGHLI N	13599	RECONCILED	12/13/2021		195.00
39303	91217	ACCOUNTS_P AYABLE	12/7/2021	SPECIALIZED EDUCATION OF OHIO INC	13693	RECONCILED	12/14/2021		3,681.54
39299	91218	ACCOUNTS_P AYABLE	12/7/2021	PURCHASE POWER	13707	RECONCILED	12/17/2021		1,008.40
39319	91219	ACCOUNTS_P AYABLE	12/8/2021	ALFRED NICKLES BAKERY	613	RECONCILED	12/14/2021		1,138.63
39327	91220	ACCOUNTS_P AYABLE	12/8/2021	AMAZON CAPITAL SERVICES	13575	RECONCILED	12/15/2021		37.95
39324	91221	ACCOUNTS_P AYABLE	12/8/2021	CARDINAL BUS SALES & SERVICE	6515	RECONCILED	12/15/2021		252.78
39323	91222	ACCOUNTS_P AYABLE	12/8/2021	CHAD REYNOLDS	13309	OUTSTANDIN G			90.05
39318	91223	ACCOUNTS_P AYABLE	12/8/2021	COLUMBUS PRO PERCUSSION ,INC.	8916	RECONCILED	12/17/2021		113.49
39320	91224	ACCOUNTS_P AYABLE	12/8/2021	COMDOC INC	13671	RECONCILED	12/14/2021		213.97
39326	91225	ACCOUNTS_P AYABLE	12/8/2021	HILLSDALE LOCAL SCHOOLS	8809	RECONCILED	12/17/2021		175.00
39321	91226	ACCOUNTS_P AYABLE	12/8/2021	ITsavvy	10601	RECONCILED	12/16/2021		2,762.56
39328	91227	ACCOUNTS_P AYABLE	12/8/2021	JEFF MEYER	11808	OUTSTANDIN G			50.00
39325	91228	ACCOUNTS_P AYABLE	12/8/2021	MEDINA COUNTY SCHOOLS' ESC	3780	RECONCILED	12/14/2021		375.00
39329	91229	ACCOUNTS_P AYABLE	12/8/2021	NCS PEARSON, INC.	9497	RECONCILED	12/14/2021		105.00
39322	91230	ACCOUNTS_P AYABLE	12/8/2021	TRUCK SALES & SERVICE, INC.	8892	RECONCILED	12/14/2021		3,931.02
39330	91231	ACCOUNTS_P AYABLE	12/8/2021	WESTBROOK COUNTY CLUB	8441	RECONCILED	12/15/2021		4,449.30
39341	91232	ACCOUNTS_P AYABLE	12/13/2021	AJINOMOTO CAMBROOKE , INC	13586	RECONCILED	12/30/2021		267.87
39346	91233	ACCOUNTS_P AYABLE	12/13/2021	AMAZON CAPITAL SERVICES	13575	RECONCILED	12/21/2021		429.14

Start Date: 12/1/2021

End Date: 12/31/2021

LEXINGTON LOCAL SCHOOLS

Disbursement Summary Report

Reference Number	Check Number	Type	Date	Name	Vendor #	Status	Reconcile Date	Void Date	Amount
39335	91234	ACCOUNTS_P AYABLE	12/13/2021	CAROLINA BIOLOGICAL SUPPLY CO.	171	RECONCILED	12/27/2021		\$ 15.58
39333	91235	ACCOUNTS_P AYABLE	12/13/2021	COLE DISTRIBUTIN G	9752	RECONCILED	12/17/2021		6,844.71
39350	91236	ACCOUNTS_P AYABLE	12/13/2021	CULLIGAN QUALITY WATER	610	RECONCILED	12/20/2021		111.00
39353	91237	ACCOUNTS_P AYABLE	12/13/2021	FORGET-ME- NOT FLOWER SHOP,INC.	5460	RECONCILED	12/28/2021		44.50
39337	91238	ACCOUNTS_P AYABLE	12/13/2021	JAMES HAYES	13087	RECONCILED	12/20/2021		776.28
39340	91239	ACCOUNTS_P AYABLE	12/13/2021	MATHCOUNT S FOUNDATIO N	6706	RECONCILED	12/23/2021		180.00
39338	91240	ACCOUNTS_P AYABLE	12/13/2021	MESSAGE LOGIX INC	13089	OUTSTANDIN G			3,625.00
39344	91241	ACCOUNTS_P AYABLE	12/13/2021	MyPro Apparel, LLC	10910	RECONCILED	12/20/2021		710.61
39354	91242	ACCOUNTS_P AYABLE	12/13/2021	NEOLA, INC	13432	RECONCILED	12/17/2021		1,295.00
39342	91243	ACCOUNTS_P AYABLE	12/13/2021	NORTH CENTRAL OHIO ESC	9382	RECONCILED	12/17/2021		2,650.00
39345	91244	ACCOUNTS_P AYABLE	12/13/2021	NORTHWEST REGIONAL SYSTEMS	10741	RECONCILED	12/22/2021		1,312.00
39352	91245	ACCOUNTS_P AYABLE	12/13/2021	O.E. MEYER COMPANY	10829	RECONCILED	12/22/2021		6.60
39336	91246	ACCOUNTS_P AYABLE	12/13/2021	QUENCH USA INC	9919	RECONCILED	12/21/2021		41.10
39351	91247	ACCOUNTS_P AYABLE	12/13/2021	REALLY GOOD STUFF, INC.	6468	RECONCILED	12/20/2021		266.41
39348	91248	ACCOUNTS_P AYABLE	12/13/2021	RICHEY & SONS INC	13715	RECONCILED	12/22/2021		23,738.00
39339	91249	ACCOUNTS_P AYABLE	12/13/2021	SCHOOL SPECIALTY	6538	OUTSTANDIN G			275.27
39334	91250	ACCOUNTS_P AYABLE	12/13/2021	SMITHFOOD S, INC	11797	RECONCILED	12/22/2021		5,854.13
39343	91251	ACCOUNTS_P AYABLE	12/13/2021	STEALTH PARTNER GROUP	13604	RECONCILED	12/21/2021		40,434.09
39349	91252	ACCOUNTS_P AYABLE	12/13/2021	TREASURER STATE OF OHIO	5996	RECONCILED	12/17/2021		141.75
39347	91253	ACCOUNTS_P AYABLE	12/13/2021	TRISH KIST	13060	RECONCILED	12/15/2021		51.92
39359	91254	ACCOUNTS_P AYABLE	12/14/2021	KROGER COMPANY	5498	RECONCILED	12/20/2021		38.38
39360	91255	ACCOUNTS_P AYABLE	12/14/2021	DER DUTCHMAN RESTAURAN T	6765	OUTSTANDIN G			120.00
39356	91256	ACCOUNTS_P AYABLE	12/14/2021	LEX LANES	7583	RECONCILED	12/21/2021		153.00
39358	91257	ACCOUNTS_P AYABLE	12/14/2021	STEPHANIE BLACKSTON E	7728	RECONCILED	12/16/2021		105.57
39361	91258	ACCOUNTS_P AYABLE	12/14/2021	HOLLY RICE	8708	OUTSTANDIN G			39.99
39357	91259	ACCOUNTS_P AYABLE	12/14/2021	ELIZABETH A. RIEGEL	10733	OUTSTANDIN G			300.00

Start Date: 12/1/2021

End Date: 12/31/2021

LEXINGTON LOCAL SCHOOLS

Disbursement Summary Report

Reference Number	Check Number	Type	Date	Name	Vendor #	Status	Reconcile Date	Void Date	Amount
39363	91260	ACCOUNTS_P AYABLE	12/14/2021	OAK HARBOR HIGH SCHOOL	11551	RECONCILED	12/22/2021		\$ 300.00
39362	91261	ACCOUNTS_P AYABLE	12/14/2021	CLOVERLEAF LOCAL SCHOOLS	13050	RECONCILED	12/21/2021		200.00
39355	91262	ACCOUNTS_P AYABLE	12/14/2021	ST FRANCIS DESALES SCHOOL	13090	RECONCILED	12/24/2021		380.00
39364	91263	ACCOUNTS_P AYABLE	12/14/2021	PITNEY BOWES GLOBAL FINANCIAL SERVICES	13717	RECONCILED	12/24/2021		492.72
39365	91264	ACCOUNTS_P AYABLE	12/14/2021	FHEG CAMPUS BOOKSTORE	6559	RECONCILED	12/20/2021		3,110.45
39373	91265	REFUND	12/15/2021	JERRY WILSON	13719	RECONCILED	12/23/2021		120.00
39374	91266	ACCOUNTS_P AYABLE	12/15/2021	MARSHA ELDRIDGE	12176	RECONCILED	12/23/2021		25.00
39388	91267	ACCOUNTS_P AYABLE	12/16/2021	G & L SUPPLY	713	RECONCILED	12/22/2021		1,643.20
39384	91268	ACCOUNTS_P AYABLE	12/16/2021	METRONOM E MUSIC STORE	740	RECONCILED	12/27/2021		1,399.00
39392	91269	ACCOUNTS_P AYABLE	12/16/2021	MEDINA COUNTY SCHOOLS' ESC	3780	RECONCILED	12/21/2021		120.00
39393	91270	ACCOUNTS_P AYABLE	12/16/2021	FORGET-ME- NOT FLOWER SHOP,INC.	5460	RECONCILED	12/21/2021		67.50
39395	91271	ACCOUNTS_P AYABLE	12/16/2021	LOWE'S	5906	RECONCILED	12/22/2021		112.06
39381	91272	ACCOUNTS_P AYABLE	12/16/2021	HD SUPPLY FACILITIES	6504	RECONCILED	12/23/2021		916.10
39391	91273	ACCOUNTS_P AYABLE	12/16/2021	FHEG CAMPUS BOOKSTORE	6559	RECONCILED	12/23/2021		117.98
39394	91274	ACCOUNTS_P AYABLE	12/16/2021	SCHMIDT SECURITY	7215	RECONCILED	12/21/2021		316.25
39398	91275	ACCOUNTS_P AYABLE	12/16/2021	SPYDER SIGNS & GRAPHICS	9378	OUTSTANDIN G			240.00
39385	91276	ACCOUNTS_P AYABLE	12/16/2021	TREASURER, STATE OF OHIO	9906	VOID		12/17/2021	100.00
39378	91277	ACCOUNTS_P AYABLE	12/16/2021	LESCH BATTERY & POWER	9943	RECONCILED	12/21/2021		337.52
39376	91278	ACCOUNTS_P AYABLE	12/16/2021	SIESEL DISTRIBUTIN G	10297	RECONCILED	12/22/2021		2,633.13
39382	91279	ACCOUNTS_P AYABLE	12/16/2021	NORTH CENTRAL STATE COLLEGE	10401	OUTSTANDIN G			2,236.72
39379	91280	ACCOUNTS_P AYABLE	12/16/2021	AUTOMATIO N PARTS WAREHOUSE	10543	RECONCILED	12/31/2021		303.00
39386	91281	ACCOUNTS_P AYABLE	12/16/2021	MENARDS	10810	RECONCILED	12/23/2021		237.89
39396	91282	ACCOUNTS_P AYABLE	12/16/2021	RALPH BAKER	11181	OUTSTANDIN G			35.00
39387	91283	ACCOUNTS_P	12/16/2021	RUMPKE	11508	RECONCILED	12/24/2021		1,543.61

Start Date: 12/1/2021

End Date: 12/31/2021

LEXINGTON LOCAL SCHOOLS

Disbursement Summary Report

Reference Number	Check Number	Type	Date	Name	Vendor #	Status	Reconcile Date	Void Date	Amount
		AYABLE							
39375	91284	ACCOUNTS_P AYABLE	12/16/2021	B & B DRAIN SERVICE	11594	RECONCILED	12/23/2021		\$ 2,235.00
39380	91285	ACCOUNTS_P AYABLE	12/16/2021	CAROTHERS PEST CONTROL LLC	13062	RECONCILED	12/28/2021		125.00
39377	91286	ACCOUNTS_P AYABLE	12/16/2021	GARDINER	13117	RECONCILED	12/22/2021		2,140.00
39389	91287	ACCOUNTS_P AYABLE	12/16/2021	AMANDA BADERTSCH ER	13224	OUTSTANDIN G			90.00
39383	91288	ACCOUNTS_P AYABLE	12/16/2021	AMAZON CAPITAL SERVICES	13575	RECONCILED	12/21/2021		524.54
39390	91289	ACCOUNTS_P AYABLE	12/16/2021	ASHLEY N MCLAUGHLI N	13599	RECONCILED	12/22/2021		260.00
39397	91290	ACCOUNTS_P AYABLE	12/16/2021	WATSON'S DISCOUNT VACUUM	13716	RECONCILED	12/23/2021		97.00
39400	91291	ACCOUNTS_P AYABLE	12/17/2021	EAST OF CHICAGO PIZZA	6672	RECONCILED	12/21/2021		89.57
39401	91292	ACCOUNTS_P AYABLE	12/17/2021	TREASURER, STATE OF OHIO	9906	RECONCILED	12/28/2021		50.00
39402	91293	ACCOUNTS_P AYABLE	12/17/2021	TREASURER, STATE OF OHIO	9906	RECONCILED	12/29/2021		50.00
39399	91294	ACCOUNTS_P AYABLE	12/16/2021	SHOOK CONSTRUCTI ON CO	13525	RECONCILED	12/23/2021		2,172,918.80
39406	91295	ACCOUNTS_P AYABLE	12/27/2021	GRADY ENTERPRISE S, INC.	9664	OUTSTANDIN G			1,098.12
39409	91296	ACCOUNTS_P AYABLE	12/31/2021	LEXINGTON ATHLETIC DEPT.	3520	OUTSTANDIN G			4,255.00
39410	91297	ACCOUNTS_P AYABLE	12/31/2021	LEXINGTON ATHLETIC DEPT.	3520	OUTSTANDIN G			506.14
39442	91298	ACCOUNTS_P AYABLE	12/31/2021	MID-OHIO ED. SERVICE CENTER	69	OUTSTANDIN G			588.25
39429	91299	ACCOUNTS_P AYABLE	12/31/2021	CULLIGAN QUALITY WATER	610	OUTSTANDIN G			74.00
39412	91300	ACCOUNTS_P AYABLE	12/31/2021	CenturyLink	700	OUTSTANDIN G			814.14
39435	91301	ACCOUNTS_P AYABLE	12/31/2021	SHERWIN- WILLIAMS CO.	741	OUTSTANDIN G			606.15
39414	91302	ACCOUNTS_P AYABLE	12/31/2021	TRANSPORTA TION ACCESSORIE S CO.	819	OUTSTANDIN G			137.52
39432	91303	ACCOUNTS_P AYABLE	12/31/2021	CHARLES RITTER CO.	907	OUTSTANDIN G			22.43
39411	91304	ACCOUNTS_P AYABLE	12/31/2021	OHIO SCHOOL BD. ASSOC.	911	OUTSTANDIN G			6,234.00
39445	91305	ACCOUNTS_P AYABLE	12/31/2021	PHOTORAMA LLC	1028	OUTSTANDIN G			1,375.00
39419	91306	ACCOUNTS_P AYABLE	12/31/2021	SAM'S CLUB DIRECT	5566	OUTSTANDIN G			899.55

Start Date: 12/1/2021

End Date: 12/31/2021

LEXINGTON LOCAL SCHOOLS

Disbursement Summary Report

Reference Number	Check Number	Type	Date	Name	Vendor #	Status	Reconcile Date	Void Date	Amount
39441	91307	ACCOUNTS_P AYABLE	12/31/2021	CARDINAL BUS SALES & SERVICE	6515	OUTSTANDIN G			\$ 294.78
39440	91308	ACCOUNTS_P AYABLE	12/31/2021	SCHOOL SPECIALTY	6538	OUTSTANDIN G			27.25
39437	91309	ACCOUNTS_P AYABLE	12/31/2021	PATRICK CANNON	6571	OUTSTANDIN G			9.98
39415	91310	ACCOUNTS_P AYABLE	12/31/2021	VERIZON WIRELESS	7415	OUTSTANDIN G			381.20
39420	91311	ACCOUNTS_P AYABLE	12/31/2021	CDW-G GOVERNMEN T, INC.	7886	OUTSTANDIN G			48.37
39424	91312	ACCOUNTS_P AYABLE	12/31/2021	CBIZ BENEFITS & INSURANCE	8780	OUTSTANDIN G			2,750.00
39413	91313	ACCOUNTS_P AYABLE	12/31/2021	WILSON LANGUAGE TRAINING CORP.	8967	OUTSTANDIN G			6,269.07
39422	91314	ACCOUNTS_P AYABLE	12/31/2021	COLE DISTRIBUTIN G	9752	OUTSTANDIN G			5,010.83
39428	91315	ACCOUNTS_P AYABLE	12/31/2021	STERLING DISTRIBUTIO N	10141	OUTSTANDIN G			1,267.70
39433	91316	ACCOUNTS_P AYABLE	12/31/2021	REGINALD E. LOWE	10394	OUTSTANDIN G			93.75
39427	91317	ACCOUNTS_P AYABLE	12/31/2021	ELIZABETH A. RIEGEL	10733	OUTSTANDIN G			300.00
39444	91318	ACCOUNTS_P AYABLE	12/31/2021	BRICKER & ECKLER LLP	10997	OUTSTANDIN G			745.00
39430	91319	ACCOUNTS_P AYABLE	12/31/2021	THE REHAB CENTER	11246	OUTSTANDIN G			14,569.59
39418	91320	ACCOUNTS_P AYABLE	12/31/2021	JASON WHITESEL	11356	OUTSTANDIN G			60.00
39431	91321	ACCOUNTS_P AYABLE	12/31/2021	DIRECT ENERGY BUSINESS	11543	OUTSTANDIN G			938.24
39416	91322	ACCOUNTS_P AYABLE	12/31/2021	COLUMBIA GAS	11662	OUTSTANDIN G			1,526.16
39438	91323	ACCOUNTS_P AYABLE	12/31/2021	NOVA LUNA EDUC & CONSULTIN G	11942	OUTSTANDIN G			972.00
39426	91324	ACCOUNTS_P AYABLE	12/31/2021	UCP OF GREATER CLEVELAND	13006	OUTSTANDIN G			8,950.00
39443	91325	ACCOUNTS_P AYABLE	12/31/2021	OHIO.NET INTERNET PROVIDERS	13038	OUTSTANDIN G			515.38
39436	91326	ACCOUNTS_P AYABLE	12/31/2021	STEVEN C GUY	13051	OUTSTANDIN G			2,600.00
39421	91327	ACCOUNTS_P AYABLE	12/31/2021	EJ THERAPY INC	13137	OUTSTANDIN G			52,598.75
39434	91328	ACCOUNTS_P AYABLE	12/31/2021	LISA PFIZENMAYE R	13231	OUTSTANDIN G			133.40
39439	91329	ACCOUNTS_P AYABLE	12/31/2021	CHRISTOPHE R GLENNON	13459	OUTSTANDIN G			187.50
39423	91330	ACCOUNTS_P AYABLE	12/31/2021	AMAZON CAPITAL SERVICES	13575	OUTSTANDIN G			307.31
39417	91331	ACCOUNTS_P AYABLE	12/31/2021	SPECIALIZED EDUCATION OF OHIO INC	13693	OUTSTANDIN G			3,679.90
39425	91332	ACCOUNTS_P	12/31/2021	NICHOLAS	13702	OUTSTANDIN			93.75

Start Date: 12/1/2021

End Date: 12/31/2021

LEXINGTON LOCAL SCHOOLS

Disbursement Summary Report

Reference Number	Check Number	Type	Date	Name	Vendor #	Status	Reconcile Date	Void Date	Amount
39332	691748	AYABLE ACCOUNTS_P	12/8/2021	PETURSSON MEMO-MID OHIO ESC	900069	RECONCILED	12/8/2021		\$ 37,395.06
39331	691749	AYABLE ACCOUNTS_P	12/3/2021	OHIO BUREAU OF WORKERS'	900932	RECONCILED	12/3/2021		48,363.00
39366	691750	AYABLE ACCOUNTS_P	12/10/2021	GORDON FOOD SERVICE	900652	RECONCILED	12/10/2021		34,730.45
39367	691751	PAYROLL	12/3/2021	LEXINGTON LOCAL SCHOOLS		RECONCILED	12/3/2021		591,662.25
39368	691752	AYABLE ACCOUNTS_P	12/3/2021	LEXINGTON SCHOOLS - PAYROLL	900934	RECONCILED	12/3/2021		7,995.68
39369	691753	AYABLE ACCOUNTS_P	12/3/2021	MEMO- S.E.R.S.	900997	RECONCILED	12/3/2021		2,759.59
39370	691754	AYABLE ACCOUNTS_P	12/3/2021	MEMO- S.T.R.S.	900998	RECONCILED	12/3/2021		6,921.16
39372	691755	AYABLE ACCOUNTS_P	12/14/2021	MEMO- S.E.R.S.	900997	RECONCILED	12/14/2021		47,826.00
39371	691756	AYABLE ACCOUNTS_P	12/14/2021	MEMO- S.T.R.S.	900998	RECONCILED	12/14/2021		121,834.00
39403	691757	AYABLE ACCOUNTS_P	12/20/2021	ANTHEM BENEFIT SERVICES	900902	RECONCILED	12/20/2021		364,437.59
39404	691758	AYABLE ACCOUNTS_P	12/20/2021	MEMO- S.E.R.S.	900997	RECONCILED	12/20/2021		2,743.54
39405	691759	AYABLE ACCOUNTS_P	12/20/2021	MEMO- S.T.R.S.	900998	RECONCILED	12/20/2021		7,249.69
39407	691760	PAYROLL	12/20/2021	LEXINGTON LOCAL SCHOOLS		RECONCILED	12/20/2021		612,599.79
39408	691761	AYABLE ACCOUNTS_P	12/20/2021	LEXINGTON SCHOOLS - PAYROLL	900934	RECONCILED	12/20/2021		8,358.87
Grand Total									\$ 4,456,536.73

Reporting Period: December 2021 (FY 2022)

1/5/22 2:03 PM

Start Date: 12/01/2021

End Date: 12/31/2021

LEXINGTON LOCAL SCHOOLS Receipts Ledger Report

Receipt #	Line #	Date	Type	Description	Full Account Code	Amount
Fund: 001						
Receipt: 1211						
76560	1	12/2/2021	RC	Preschool tuition	001-1211-0000-000000-500	\$ 300.00
76587	3	12/10/2021	RC	Preschool Tuition	001-1211-0000-000000-500	700.00
76594	3	12/10/2021	RC	Preschool Tuition	001-1211-0000-000000-500	700.00
76605	1	12/15/2021	RC	Preschool tuition	001-1211-0000-000000-500	200.00
76606	1	12/16/2021	RC	Preschool tuition	001-1211-0000-000000-500	200.00
76629	1	12/22/2021	RC	Tuition	001-1211-0000-000000-000	680.41
76630	4	12/22/2021	RC	Preschool Tuition	001-1211-0000-000000-500	200.00
76643	3	12/31/2021	RC	Preschool Tuition	001-1211-0000-000000-500	(700.00)
						\$ 2,280.41
Receipt: 1410						
76641	1	12/31/2021	RC	Richland Bank Interest	001-1410-0000-000000-000	7,133.03
						\$ 7,133.03
Receipt: 1740						
76579	2	12/3/2021	RC	Central school fees	001-1740-0000-000000-400	524.00
76564	1	12/6/2021	RC	School fees	001-1740-0000-000000-200	45.00
76620	1	12/17/2021	RC	Eastern school fees	001-1740-0000-000000-300	90.00
76621	2	12/21/2021	RC	Central school fees	001-1740-0000-000000-400	120.00
76622	2	12/21/2021	RC	Central school fees	001-1740-0000-000000-400	96.00
76623	2	12/21/2021	RC	Central school fees	001-1740-0000-000000-400	408.00
76640	1	12/31/2021	RC	HS Fees - Pay For It	001-1740-0000-000000-100	44.00
76640	2	12/31/2021	RC	Central Fees - Pay For It	001-1740-0000-000000-400	720.00
76640	3	12/31/2021	RC	Jr High Fees - Pay For It	001-1740-0000-000000-200	74.00
76640	4	12/31/2021	RC	Eastern Fees - Pay For It	001-1740-0000-000000-300	120.00
76640	5	12/31/2021	RC	Western Fees - Pay For It	001-1740-0000-000000-500	430.00
						\$ 2,671.00
Receipt: 1890						
76594	5	12/10/2021	RC	General Misc	001-1890-0000-000000-000	470.00
76630	3	12/22/2021	RC	Recycling	001-1890-0000-000000-000	25.14
						\$ 495.14
Receipt: 3110						
76568	1	12/10/2021	RC	Opportunity Grant	001-3110-0000-000000-000	260,450.09
76568	2	12/10/2021	RC	Targeted Assistance	001-3110-0000-000000-000	32,892.64
76568	3	12/10/2021	RC	K-3 Literacy Funding	001-3110-0000-000000-000	5,948.56
76568	5	12/10/2021	RC	Limited English Prof Funding	001-3110-0000-000000-000	122.71
76568	6	12/10/2021	RC	Gifted Education Funding	001-3110-0000-000000-000	5,092.68
76568	7	12/10/2021	RC	Transportation	001-3110-0000-000000-000	22,763.69
76568	8	12/10/2021	RC	Special Education Funding	001-3110-0000-000000-000	50,084.00
76568	9	12/10/2021	RC	Graduation Bonus	001-3110-0000-000000-000	1,658.97

Reporting Period: December 2021 (FY 2022)

1/5/22 2:03 PM

Start Date: 12/01/2021

End Date: 12/31/2021

LEXINGTON LOCAL SCHOOLS
Receipts Ledger Report

Receipt #	Line #	Date	Type	Description	Full Account Code	Amount
76568	10	12/10/2021	RC	Third Grade Reading Bonus	001-3110-0000-000000-000	\$ 994.42
76568	12	12/10/2021	RC	Enrollment Growth Supplement	001-3110-0000-000000-000	0.00
76568	13	12/10/2021	RC	Preschool Special Educ Funding	001-3110-0000-000000-000	6,806.85
76568	14	12/10/2021	RC	Special Educ Transportation	001-3110-0000-000000-000	2,674.45
76568	15	12/10/2021	RC	Open Enrollment Revenue	001-3110-0000-000000-000	250.84
76568	16	12/10/2021	RC	Open Enrollment Deduction	001-3110-0000-000000-000	(47,096.54)
76568	23	12/10/2021	RC	JV02 FY2021 Final #2	001-3110-0000-000000-000	(1,570.42)
76569	1	12/23/2021	RC	Opportunity Grant	001-3110-0000-000000-000	260,450.09
76569	2	12/23/2021	RC	Targeted Assistance	001-3110-0000-000000-000	32,892.64
76569	3	12/23/2021	RC	K-3 Literacy Funding	001-3110-0000-000000-000	5,948.56
76569	5	12/23/2021	RC	Limited English Prof Funding	001-3110-0000-000000-000	122.71
76569	6	12/23/2021	RC	Gifted Education Funding	001-3110-0000-000000-000	5,092.68
76569	7	12/23/2021	RC	Transportation	001-3110-0000-000000-000	22,763.69
76569	8	12/23/2021	RC	Special Education Funding	001-3110-0000-000000-000	50,084.00
76569	9	12/23/2021	RC	Graduation Bonus	001-3110-0000-000000-000	1,658.97
76569	10	12/23/2021	RC	Third Grade Reading Bonus	001-3110-0000-000000-000	994.42
76569	12	12/23/2021	RC	Enrollment Growth Supplement	001-3110-0000-000000-000	0.00
76569	13	12/23/2021	RC	Preschool Special Educ Funding	001-3110-0000-000000-000	6,806.84
76569	14	12/23/2021	RC	Special Educ Transportation	001-3110-0000-000000-000	2,674.46
76569	15	12/23/2021	RC	Open Enrollment Revenue	001-3110-0000-000000-000	250.83
76569	16	12/23/2021	RC	Open Enrollment Deduction	001-3110-0000-000000-000	(47,096.54)
76569	23	12/23/2021	RC	JV02 FY2021 Final #2	001-3110-0000-000000-000	(1,570.42)
						\$ 682,145.87
Receipt:	3211					
76568	4	12/10/2021	RC	Economic Disadvantaged Funding	001-3211-0000-000000-000	2,383.81
76569	4	12/23/2021	RC	Economic Disadvantaged Funding	001-3211-0000-000000-000	2,383.81
						\$ 4,767.62
Receipt:	3219					
76568	11	12/10/2021	RC	Career Tech Education Funding	001-3219-0000-000000-000	717.70
76569	11	12/23/2021	RC	Career Tech Education Funding	001-3219-0000-000000-000	717.70
						\$ 1,435.40
Receipt:	3300					
76638	1	12/31/2021	RC	MEDICAID Recd -12/23	001-3300-0000-000000-000	952.20
						\$ 952.20
Fund:	004					
Receipt:	1410					
76641	6	12/31/2021	RC	LFI Fund	004-1410-0000-000000-000	(194.16)
						\$ (194.16)
						\$ (194.16)

Reporting Period: December 2021 (FY 2022)

Start Date: 12/01/2021

End Date: 12/31/2021

1/5/22 2:03 PM

LEXINGTON LOCAL SCHOOLS Receipts Ledger Report

Receipt #	Line #	Date	Type	Description	Full Account Code	Amount
Fund: 006						
Receipt: 1410						
76641	4	12/31/2021	RC	Richland Bank Interest	006-1410-0000-000000-000	\$ 0.00
						\$ 0.00
Receipt: 1511						
76577	26	12/3/2021	RC	HS Breakfast	006-1511-0000-000000-100	9.75
76577	27	12/3/2021	RC	Jr. Hi Breakfast	006-1511-0000-000000-200	3.00
76577	28	12/3/2021	RC	Eastern Breakfast	006-1511-0000-000000-300	0.00
76577	29	12/3/2021	RC	Central Breakfast	006-1511-0000-000000-400	0.00
76577	30	12/3/2021	RC	Western Breakfast	006-1511-0000-000000-500	0.00
76578	26	12/10/2021	RC	HS Breakfast	006-1511-0000-000000-100	23.85
76578	27	12/10/2021	RC	Jr. Hi Breakfast	006-1511-0000-000000-200	0.75
76578	28	12/10/2021	RC	Eastern Breakfast	006-1511-0000-000000-300	0.00
76578	29	12/10/2021	RC	Central Breakfast	006-1511-0000-000000-400	0.00
76578	30	12/10/2021	RC	Western Breakfast	006-1511-0000-000000-500	0.50
76604	26	12/17/2021	RC	HS Breakfast	006-1511-0000-000000-100	37.75
76604	27	12/17/2021	RC	Jr. Hi Breakfast	006-1511-0000-000000-200	0.00
76604	28	12/17/2021	RC	Eastern Breakfast	006-1511-0000-000000-300	0.00
76604	29	12/17/2021	RC	Central Breakfast	006-1511-0000-000000-400	0.00
76604	30	12/17/2021	RC	Western Breakfast	006-1511-0000-000000-500	0.00
						\$ 75.60
Receipt: 1512						
76577	1	12/3/2021	RC	HS Stu. Type A	006-1512-0000-000000-100	0.00
76577	5	12/3/2021	RC	HS ROA Stu. Type A	006-1512-0000-000000-100	(310.35)
76577	6	12/3/2021	RC	Jr Hi Stu. Type A	006-1512-0000-000000-200	0.00
76577	10	12/3/2021	RC	Jr. Hi ROA Stu Type A	006-1512-0000-000000-200	(143.60)
76577	11	12/3/2021	RC	Eastern Stu. Type A	006-1512-0000-000000-300	0.00
76577	15	12/3/2021	RC	Eastern ROA Stu. Type A	006-1512-0000-000000-300	(9.19)
76577	16	12/3/2021	RC	Central Stu. Type A	006-1512-0000-000000-400	0.00
76577	20	12/3/2021	RC	Central ROA Stu. Type A	006-1512-0000-000000-400	(44.45)
76577	21	12/3/2021	RC	Western Stu. Type A	006-1512-0000-000000-500	0.00
76577	25	12/3/2021	RC	Western ROA Stu. Type A	006-1512-0000-000000-500	(10.25)
76578	1	12/10/2021	RC	HS Stu. Type A	006-1512-0000-000000-100	0.00
76578	5	12/10/2021	RC	HS ROA Stu. Type A	006-1512-0000-000000-100	(458.20)
76578	6	12/10/2021	RC	Jr Hi Stu. Type A	006-1512-0000-000000-200	0.00
76578	10	12/10/2021	RC	Jr. Hi ROA Stu Type A	006-1512-0000-000000-200	(158.05)
76578	11	12/10/2021	RC	Eastern Stu. Type A	006-1512-0000-000000-300	0.00
76578	15	12/10/2021	RC	Eastern ROA Stu. Type A	006-1512-0000-000000-300	(140.70)
76578	16	12/10/2021	RC	Central Stu. Type A	006-1512-0000-000000-400	0.00
76578	20	12/10/2021	RC	Central ROA Stu. Type A	006-1512-0000-000000-400	(38.75)

Reporting Period: December 2021 (FY 2022)

1/5/22 2:03 PM

Start Date: 12/01/2021

End Date: 12/31/2021

LEXINGTON LOCAL SCHOOLS
Receipts Ledger Report

Receipt #	Line #	Date	Type	Description	Full Account Code	Amount	
76578	21	12/10/2021	RC	Western Stu. Type A	006-1512-0000-000000-500	\$ 0.00	
76578	25	12/10/2021	RC	Western ROA Stu. Type A	006-1512-0000-000000-500	(21.50)	
76604	1	12/17/2021	RC	HS Stu. Type A	006-1512-0000-000000-100	0.00	
76604	5	12/17/2021	RC	HS ROA Stu. Type A	006-1512-0000-000000-100	(474.68)	
76604	6	12/17/2021	RC	Jr Hi Stu. Type A	006-1512-0000-000000-200	0.00	
76604	10	12/17/2021	RC	Jr. Hi ROA Stu Type A	006-1512-0000-000000-200	(182.80)	
76604	11	12/17/2021	RC	Eastern Stu. Type A	006-1512-0000-000000-300	0.00	
76604	15	12/17/2021	RC	Eastern ROA Stu. Type A	006-1512-0000-000000-300	(115.40)	
76604	16	12/17/2021	RC	Central Stu. Type A	006-1512-0000-000000-400	0.00	
76604	20	12/17/2021	RC	Central ROA Stu. Type A	006-1512-0000-000000-400	(84.12)	
76604	21	12/17/2021	RC	Western Stu. Type A	006-1512-0000-000000-500	0.00	
76604	25	12/17/2021	RC	Western ROA Stu. Type A	006-1512-0000-000000-500	(19.50)	
76640	6	12/31/2021	RC	HS Lunch - Pay For It	006-1512-0000-000000-100	1,029.60	
76640	7	12/31/2021	RC	Jr High Lunch - Pay For It	006-1512-0000-000000-200	340.45	
76640	8	12/31/2021	RC	Eastern Lunch - Pay For It	006-1512-0000-000000-300	157.00	
76640	9	12/31/2021	RC	Central Lunch - Pay For It	006-1512-0000-000000-400	54.50	
76640	10	12/31/2021	RC	Western Lunch - Pay For It	006-1512-0000-000000-500	50.00	
						\$ (579.99)	
Receipt:	1513						
76577	3	12/3/2021	RC	HS Stu. ALa Carte	006-1513-0000-000000-100	370.60	
76577	8	12/3/2021	RC	Jr. Hi Stu. Ala Carte	006-1513-0000-000000-200	166.10	
76577	13	12/3/2021	RC	Eastern Stu. Ala Carte	006-1513-0000-000000-300	72.80	
76577	18	12/3/2021	RC	Central Stu. Ala Carte	006-1513-0000-000000-400	56.75	
76577	23	12/3/2021	RC	Western Stu. Ala Carte	006-1513-0000-000000-500	11.25	
76578	3	12/10/2021	RC	HS Stu. ALa Carte	006-1513-0000-000000-100	697.13	
76578	8	12/10/2021	RC	Jr. Hi Stu. Ala Carte	006-1513-0000-000000-200	259.05	
76578	13	12/10/2021	RC	Eastern Stu. Ala Carte	006-1513-0000-000000-300	154.47	
76578	18	12/10/2021	RC	Central Stu. Ala Carte	006-1513-0000-000000-400	90.75	
76578	23	12/10/2021	RC	Western Stu. Ala Carte	006-1513-0000-000000-500	21.75	
76604	3	12/17/2021	RC	HS Stu. ALa Carte	006-1513-0000-000000-100	735.15	
76604	8	12/17/2021	RC	Jr. Hi Stu. Ala Carte	006-1513-0000-000000-200	212.30	
76604	13	12/17/2021	RC	Eastern Stu. Ala Carte	006-1513-0000-000000-300	150.20	
76604	18	12/17/2021	RC	Central Stu. Ala Carte	006-1513-0000-000000-400	81.00	
76604	23	12/17/2021	RC	Western Stu. Ala Carte	006-1513-0000-000000-500	26.50	
						\$ 3,105.80	
Receipt:	1514						
76577	2	12/3/2021	RC	HS Stu. Milk	006-1514-0000-000000-100	1.50	
76577	7	12/3/2021	RC	Jr. Hi. Stu Milk	006-1514-0000-000000-200	1.50	
76577	12	12/3/2021	RC	Eastern Stu. Milk	006-1514-0000-000000-300	0.50	
76577	17	12/3/2021	RC	Central Stu. Milk	006-1514-0000-000000-400	1.00	

Reporting Period: December 2021 (FY 2022)

1/5/22 2:03 PM

Start Date: 12/01/2021

End Date: 12/31/2021

LEXINGTON LOCAL SCHOOLS
Receipts Ledger Report

Receipt #	Line #	Date	Type	Description	Full Account Code	Amount
76577	22	12/3/2021	RC	Western Stu. Milk	006-1514-0000-000000-500	\$ 0.00
76578	2	12/10/2021	RC	HS Stu. Milk	006-1514-0000-000000-100	3.50
76578	7	12/10/2021	RC	Jr. Hi. Stu Milk	006-1514-0000-000000-200	4.50
76578	12	12/10/2021	RC	Eastern Stu. Milk	006-1514-0000-000000-300	1.00
76578	17	12/10/2021	RC	Central Stu. Milk	006-1514-0000-000000-400	0.00
76578	22	12/10/2021	RC	Western Stu. Milk	006-1514-0000-000000-500	0.00
76604	2	12/17/2021	RC	HS Stu. Milk	006-1514-0000-000000-100	0.50
76604	7	12/17/2021	RC	Jr. Hi. Stu Milk	006-1514-0000-000000-200	6.00
76604	12	12/17/2021	RC	Eastern Stu. Milk	006-1514-0000-000000-300	1.00
76604	17	12/17/2021	RC	Central Stu. Milk	006-1514-0000-000000-400	1.00
76604	22	12/17/2021	RC	Western Stu. Milk	006-1514-0000-000000-500	0.00
						\$ 22.00
Receipt:	1523					
76577	4	12/3/2021	RC	HS Adult Ala Carte	006-1523-0000-000000-100	79.00
76577	9	12/3/2021	RC	Jr. Hi Adult Ala Carte	006-1523-0000-000000-200	22.50
76577	14	12/3/2021	RC	Eastern Adult Ala Carte	006-1523-0000-000000-300	35.00
76577	19	12/3/2021	RC	Central Adult Ala Carte	006-1523-0000-000000-400	14.75
76577	24	12/3/2021	RC	Western Adult Ala Carte	006-1523-0000-000000-500	0.00
76578	4	12/10/2021	RC	HS Adult Ala Carte	006-1523-0000-000000-100	166.50
76578	9	12/10/2021	RC	Jr. Hi Adult Ala Carte	006-1523-0000-000000-200	21.25
76578	14	12/10/2021	RC	Eastern Adult Ala Carte	006-1523-0000-000000-300	40.50
76578	19	12/10/2021	RC	Central Adult Ala Carte	006-1523-0000-000000-400	11.25
76578	24	12/10/2021	RC	Western Adult Ala Carte	006-1523-0000-000000-500	0.00
76604	4	12/17/2021	RC	HS Adult Ala Carte	006-1523-0000-000000-100	100.25
76604	9	12/17/2021	RC	Jr. Hi Adult Ala Carte	006-1523-0000-000000-200	21.25
76604	14	12/17/2021	RC	Eastern Adult Ala Carte	006-1523-0000-000000-300	21.25
76604	19	12/17/2021	RC	Central Adult Ala Carte	006-1523-0000-000000-400	9.25
76604	24	12/17/2021	RC	Western Adult Ala Carte	006-1523-0000-000000-500	2.25
						\$ 545.00
Receipt:	4120					
76615	1	12/8/2021	RC	Federal Reimb Lunch High	006-4120-0000-000000-100	34,522.72
76615	2	12/8/2021	RC	Federal Reimb Lunch Jr High	006-4120-0000-000000-200	20,736.94
76615	3	12/8/2021	RC	Federal Reimb Lunch Central	006-4120-0000-000000-400	20,171.35
76615	4	12/8/2021	RC	Federal Reimb Lunch East	006-4120-0000-000000-300	23,595.13
76615	5	12/8/2021	RC	Federal Reimb Lunch Western	006-4120-0000-000000-500	14,096.64
76615	6	12/8/2021	RC	Fed Reimb Breakfast - High	006-4120-0000-000000-100	2,085.74
76615	7	12/8/2021	RC	Federal Reimb Breakfast - Jr H	006-4120-0000-000000-200	674.73
76615	8	12/8/2021	RC	Federal Reimb Break - Central	006-4120-0000-000000-400	2,910.68
76615	9	12/8/2021	RC	Federal Reimb Break - East	006-4120-0000-000000-300	1,888.74
76615	10	12/8/2021	RC	Federal Reimb Break - Western	006-4120-0000-000000-500	3,506.60

Reporting Period: December 2021 (FY 2022)

1/5/22 2:03 PM

Start Date: 12/01/2021

End Date: 12/31/2021

LEXINGTON LOCAL SCHOOLS
Receipts Ledger Report

Receipt #	Line #	Date	Type	Description	Full Account Code	Amount
76609	1	12/20/2021	RC	Federal Reimb P-EBT COVID High	006-4120-0000-000000-100	\$ 122.80
76609	2	12/20/2021	RC	Federal Reimb P-EBT COVID Jr High	006-4120-0000-000000-200	122.80
76609	3	12/20/2021	RC	Federal Reimb P-EBT COVID Central	006-4120-0000-000000-400	122.80
76609	4	12/20/2021	RC	Federal Reimb P-EBT COVID East	006-4120-0000-000000-300	122.80
76609	5	12/20/2021	RC	Federal Reimb P-EBT COVID Western	006-4120-0000-000000-500	122.80
76635	1	12/23/2021	RC	Federal Reimb Lunch High	006-4120-0000-000000-100	31,819.94
76635	2	12/23/2021	RC	Federal Reimb Lunch Jr High	006-4120-0000-000000-200	18,932.24
76635	3	12/23/2021	RC	Federal Reimb Lunch Central	006-4120-0000-000000-400	18,552.30
76635	4	12/23/2021	RC	Federal Reimb Lunch East	006-4120-0000-000000-300	20,616.06
76635	5	12/23/2021	RC	Federal Reimb Lunch Western	006-4120-0000-000000-500	13,181.33
76635	6	12/23/2021	RC	Fed Reimb Breakfast - High	006-4120-0000-000000-100	2,142.38
76635	7	12/23/2021	RC	Federal Reimb Breakfast - Jr H	006-4120-0000-000000-200	714.13
76635	8	12/23/2021	RC	Federal Reimb Break - Central	006-4120-0000-000000-400	2,728.45
76635	9	12/23/2021	RC	Federal Reimb Break - East	006-4120-0000-000000-300	2,083.28
76635	10	12/23/2021	RC	Federal Reimb Break - Western	006-4120-0000-000000-500	3,602.64
						\$ 239,176.02
						\$ 242,344.43
Fund:	007					
Receipt:	1410					
76641	5	12/31/2021	RC	Richland Bank Int - Minutemen	007-1410-9100-000000-000	89.92
						\$ 89.92
Fund:	010					
Receipt:	1410					
76641	7	12/31/2021	RC	Classroom Facilities Fund	010-1410-0000-000000-000	(729.41)
						\$ (729.41)
Fund:	018					
Receipt:	1630					
76579	1	12/3/2021	RC	Central fees princ acct	018-1630-9400-000000-000	130.00
76583	1	12/9/2021	RC	Kroger Check	018-1630-9400-000000-000	200.64
76621	1	12/21/2021	RC	Central fees princ acct	018-1630-9400-000000-000	30.00
76622	1	12/21/2021	RC	Central fees princ acct	018-1630-9400-000000-000	24.00
76623	1	12/21/2021	RC	Central fees princ acct	018-1630-9400-000000-000	102.00
76587	1	12/10/2021	RC	Kroger check	018-1630-9500-000000-000	337.10
76594	1	12/10/2021	RC	Kroger check	018-1630-9500-000000-000	337.10
76643	1	12/31/2021	RC	Kroger check	018-1630-9500-000000-000	(337.10)
						\$ 823.74
Receipt:	1690					
76581	1	12/9/2021	RC	MD Coffee service	018-1690-9100-000000-000	64.00

Reporting Period: December 2021 (FY 2022)

1/5/22 2:03 PM

Start Date: 12/01/2021

End Date: 12/31/2021

LEXINGTON LOCAL SCHOOLS Receipts Ledger Report

Receipt #	Line #	Date	Type	Description	Full Account Code	Amount
76593	1	12/13/2021	RC	MD Coffee service	018-1690-9100-000000-000	\$ 64.00
76620	2	12/17/2021	RC	Eastern 6th Grade Breakfast	018-1690-9300-000000-000	115.00
Receipt:						\$ 243.00
76587	2	12/10/2021	RC	Western Donation	018-1820-9500-000000-000	50.00
76587	5	12/10/2021	RC	Western Donation	018-1820-9500-000000-000	470.00
76594	2	12/10/2021	RC	Western Donation	018-1820-9500-000000-000	50.00
76643	2	12/31/2021	RC	Western Donation	018-1820-9500-000000-000	(50.00)
76643	5	12/31/2021	RC	Western Donation	018-1820-9500-000000-000	(470.00)
Receipt:						\$ 50.00
76561	1	12/2/2021	RC	Lost Library book	018-1890-9501-000000-000	4.00
Receipt:						\$ 4.00
Fund: 019						\$ 1,120.74
Receipt: 1890						
76630	5	12/22/2021	RC	PTO Recycling-Central	019-1890-9121-000000-000	3.50
76630	6	12/22/2021	RC	PTO Recycling-Eastern	019-1890-9122-000000-000	3.51
76630	7	12/22/2021	RC	PTO Recycling-Western	019-1890-9123-000000-000	3.51
Receipt:						\$ 10.52
Fund: 024						\$ 10.52
Receipt: 1410						
76641	2	12/31/2021	RC	Richland Bank Int. 024	024-1410-0000-000000-000	16.40
Receipt:						\$ 16.40
Receipt: 1872						
76586	1	12/10/2021	RC	Parker December Cobra	024-1872-0000-000000-000	2,155.95
76607	1	12/20/2021	RC	Board's Premiums December	024-1872-0000-000000-000	364,437.59
76608	1	12/20/2021	RC	Employees' Premiums December	024-1872-0000-000000-000	68,082.08
76628	1	12/22/2021	RC	Parker January Cobra	024-1872-0000-000000-000	2,155.95
Receipt:						\$ 436,831.57
Fund: 200						\$ 436,847.97
Receipt: 1620						
76630	2	12/22/2021	RC	Student Council Reindeer Grams	200-1620-9114-000000-000	151.50
76582	2	12/9/2021	RC	Yearbook Sales	200-1620-9119-000000-000	65.00
76592	1	12/13/2021	RC	NHS Plant Fundraiser Sales	200-1620-9121-000000-000	2,582.90
76602	1	12/16/2021	RC	JH Student council candy sale	200-1620-9204-000000-000	88.00
Receipt:						\$ 2,887.40

Reporting Period: December 2021 (FY 2022)

1/5/22 2:03 PM

Start Date: 12/01/2021

End Date: 12/31/2021

LEXINGTON LOCAL SCHOOLS
Receipts Ledger Report

Receipt #	Line #	Date	Type	Description	Full Account Code	Amount
76582	1	12/9/2021	RC	Yearbook ad sales	200-1690-9119-000000-000	\$ 30.00
						\$ 30.00
						\$ 2,917.40
Fund:	300					
Receipt:	1610					
76557	1	12/1/2021	RC	Winter Season Tickets Online Sales	300-1610-9600-000000-000	220.00
76557	2	12/1/2021	RC	Girls BB adm vs. Ashland Online Sales	300-1610-9600-000000-708	60.00
76558	1	12/2/2021	RC	Winter Season Tickets	300-1610-9600-000000-000	70.00
76559	2	12/2/2021	RC	JH Swim vs. Mansfield	300-1610-9600-000000-718	154.00
76562	1	12/3/2021	RC	Winter Season Tickets	300-1610-9600-000000-000	60.00
76562	2	12/3/2021	RC	JH Girls BB adm vs. Ashland	300-1610-9600-000000-716	285.00
76563	1	12/3/2021	RC	JH Swim vs. Ashland	300-1610-9600-000000-718	176.00
76565	1	12/6/2021	RC	JH Girls BB adm vs. Shelby	300-1610-9600-000000-716	300.00
76566	1	12/6/2021	RC	Swim Invit adm 12/4	300-1610-9600-000000-709	1,783.00
76567	1	12/6/2021	RC	Winter Season Tickets	300-1610-9600-000000-000	70.00
76570	1	12/7/2021	RC	Winter Season Tickets	300-1610-9600-000000-000	200.00
76571	1	12/8/2021	RC	Winter Season Tickets	300-1610-9600-000000-000	35.00
76584	1	12/9/2021	RC	JH Boys BB adm vs. Wooster	300-1610-9600-000000-715	434.00
76585	1	12/9/2021	RC	Swim meet adm vs. Colonel Crawford	300-1610-9600-000000-709	286.00
76572	1	12/10/2021	RC	Freshman Boys BB vs. Madison Online Sales	300-1610-9600-000000-707	6.00
76572	2	12/10/2021	RC	JH Boys BB adm vs. Edgewood Online Sales	300-1610-9600-000000-715	4.00
76588	1	12/10/2021	RC	Girls BB adm vs. Norwalk	300-1610-9600-000000-708	304.00
76574	1	12/13/2021	RC	Winter Season Tickets Online Sales	300-1610-9600-000000-000	35.00
76574	2	12/13/2021	RC	Girls BB adm vs. Norwalk Online Sales	300-1610-9600-000000-708	14.00
76574	3	12/13/2021	RC	Boys BB adm vs. Madison Online Sales	300-1610-9600-000000-707	16.00
76590	1	12/13/2021	RC	Swim meet adm vs. Perkins	300-1610-9600-000000-709	214.00
76591	2	12/13/2021	RC	Boys BB adm vs. Madison	300-1610-9600-000000-707	2,390.00
76575	1	12/14/2021	RC	Winter Season Tickets Online Sales	300-1610-9600-000000-000	175.00
76575	2	12/14/2021	RC	Boys BB adm vs. Madison Online Sales	300-1610-9600-000000-707	62.00
76595	4	12/14/2021	RC	Winter Season Tickets	300-1610-9600-000000-000	955.00
76596	1	12/14/2021	RC	JH Girls BB adm vs. West Holmes	300-1610-9600-000000-716	150.00
76576	1	12/15/2021	RC	Winter Season Tickets Online Sales	300-1610-9600-000000-000	235.00
76597	1	12/15/2021	RC	Boys BB adm vs. Shelby	300-1610-9600-000000-707	1,560.00
76598	1	12/15/2021	RC	Boys BB adm vs. Shelby Online Sales	300-1610-9600-000000-707	56.00
76599	1	12/16/2021	RC	Boys BB adm vs. Shelby Online Sales	300-1610-9600-000000-707	8.00
76599	2	12/16/2021	RC	JH Boys BB vs. Madison Online Sales	300-1610-9600-000000-715	8.00
76600	1	12/16/2021	RC	JH Boys BB adm vs. Madison	300-1610-9600-000000-715	408.00
76600	3	12/16/2021	RC	Winter Season Tickets	300-1610-9600-000000-000	35.00
76601	1	12/16/2021	RC	Wrestling adm vs. Shelby/Fredericktown	300-1610-9600-000000-710	680.00
76624	1	12/21/2021	RC	Girls BB adm vs. Clyde	300-1610-9600-000000-708	494.00

Reporting Period: December 2021 (FY 2022)

1/5/22 2:03 PM

Start Date: 12/01/2021

End Date: 12/31/2021

LEXINGTON LOCAL SCHOOLS Receipts Ledger Report

Receipt #	Line #	Date	Type	Description	Full Account Code	Amount
76625	1	12/21/2021	RC	JH Girls BB adm vs. Clear Fork	300-1610-9600-000000-716	\$ 250.00
76626	1	12/21/2021	RC	JH Girls BB adm vs. River Valley	300-1610-9600-000000-716	230.00
76610	1	12/22/2021	RC	Boys BB adm vs. Ontario Online Sales	300-1610-9600-000000-707	12.00
76627	1	12/22/2021	RC	Swimming Adm vs. Ontario	300-1610-9600-000000-000	574.00
76631	2	12/24/2021	RC	Boys BB adm vs. Ontario	300-1610-9600-000000-707	2,046.00
76616	1	12/27/2021	RC	Boys BB adm vs. Ontario Online Sales	300-1610-9600-000000-707	368.00
76617	1	12/28/2021	RC	Boys BB adm vs. Ontario Online Sales	300-1610-9600-000000-707	6.00
76632	2	12/29/2021	RC	Boys BB adm vs. Mt. Vernon	300-1610-9600-000000-707	1,452.00
76618	1	12/30/2021	RC	Boys BB adm vs. Mt. Vernon Online Sales	300-1610-9600-000000-707	46.00
76619	1	12/31/2021	RC	Boys BB adm vs. Mt. Vernon Online Sales	300-1610-9600-000000-707	6.00
76633	1	12/31/2021	RC	Girls BB adm vs. Wooster	300-1610-9600-000000-708	392.00
						\$ 17,324.00
Receipt:	1620					
76585	2	12/9/2021	RC	Swim Invite Program Sales	300-1620-9600-000000-000	265.00
76591	1	12/13/2021	RC	Boys BB - Program sales	300-1620-9600-000000-707	160.00
76600	2	12/16/2021	RC	Program Sales Boys BB vs. Shelby	300-1620-9600-000000-707	82.00
76631	1	12/24/2021	RC	Boys BB - Program sales	300-1620-9600-000000-707	86.00
76632	1	12/29/2021	RC	Boys BB - Program sales	300-1620-9600-000000-707	52.00
						\$ 645.00
Receipt:	1690					
76559	1	12/2/2021	RC	Program Ads	300-1690-9600-000000-000	325.00
						\$ 325.00
Receipt:	1890					
76565	2	12/6/2021	RC	Swim Invite Entry Fee	300-1890-9600-000000-709	375.00
76570	2	12/7/2021	RC	Girls Tennis Entry Fees	300-1890-9600-000000-705	350.00
76570	3	12/7/2021	RC	Swimming Entry Fees	300-1890-9600-000000-709	320.00
76595	1	12/14/2021	RC	Girls Golf Invite entry fee	300-1890-9600-000000-706	275.00
76595	2	12/14/2021	RC	Girls Tennis Entry Fees	300-1890-9600-000000-705	400.00
76595	3	12/14/2021	RC	Swimming Entry Fees	300-1890-9600-000000-709	400.00
76597	2	12/15/2021	RC	Swim Entry Fees	300-1890-9600-000000-709	175.00
						\$ 2,295.00
						\$ 20,589.00
Fund:	499					
Receipt:	3219					
76639	1	12/28/2021	RC	Ohio School Safety Grant Rev	499-3219-9022-000000-000	12,461.88
						\$ 12,461.88
Fund:	507					
Receipt:	4220					
76637	1	12/30/2021	RC	ARP ESSER Revenue	507-4220-9022-000000-000	20,419.32

Reporting Period: December 2021 (FY 2022)

1/5/22 2:03 PM

Start Date: 12/01/2021

End Date: 12/31/2021

**LEXINGTON LOCAL SCHOOLS
Receipts Ledger Report**

Receipt #	Line #	Date	Type	Description	Full Account Code	Amount
76636	1	12/30/2021	RC	ESSER II Revenue	507-4220-9921-000000-000	\$ 10,062.49
						<u>\$ 30,481.81</u>
						\$ 30,481.81
Fund:	516					
Receipt:	4220					
76613	1	12/22/2021	RC	IDEA-B Revenue	516-4220-9022-000000-000	46,001.80
76573	1	12/9/2021	RC	ARP IDEA Revenue	516-4220-9922-000000-000	38,110.80
						<u>\$ 84,112.60</u>
						\$ 84,112.60
Fund:	572					
Receipt:	4220					
76611	1	12/22/2021	RC	Title I Revenue	572-4220-9022-000000-000	31,853.92
						<u>\$ 31,853.92</u>
						\$ 31,853.92
Fund:	587					
Receipt:	4220					
76614	1	12/22/2021	RC	ECSE Revenue	587-4220-9022-000000-000	389.37
						<u>\$ 389.37</u>
						\$ 389.37
Fund:	590					
Receipt:	4220					
76612	1	12/22/2021	RC	Title II-A Revenue	590-4220-9022-000000-000	11,450.48
						<u>\$ 11,450.48</u>
						\$ 11,450.48
Grand Total						\$ 1,575,627.14

Reporting Period: December 2021 (FY 2022)

1/5/22 2:00 PM

As Of Period: 12/31/2021

LEXINGTON LOCAL SCHOOLS
Revenue Account Summary

Fund-SCC	Description	FYTDReceivable	FYTD Received	MTD Received	YTD Received
SCC:	0000				
001-0000	GENERAL FUND	\$ 25,435,041.84	\$ 10,699,381.17	\$ 701,415.67	\$ 24,294,378.39
		\$ 25,435,041.84	\$ 10,699,381.17	\$ 701,415.67	\$ 24,294,378.39
SCC:	9412				
001-9412	GENERAL BUDGET RESERVE SET- ASIDE-1%/BWC	0.00	0.00	0.00	0.00
		\$ 0.00	\$ 0.00	\$ 0.00	\$ 0.00
SCC:	0000				
002-0000	BOND RETIREMENT FUND	3,324,825.31	1,475,366.79	0.00	3,388,840.30
003-0000	PERMANENT IMPROVEMENT FUND	736,856.09	323,517.24	0.00	729,871.72
004-0000	LFI BUILDING FUND	3,306,596.47	3,215,757.44	(194.16)	3,222,530.06
006-0000	FOOD SERVICE FUND	718,413.21	449,409.25	242,329.43	928,741.59
		\$ 8,086,691.08	\$ 5,464,050.72	\$ 242,135.27	\$ 8,269,983.67
SCC:	9100				
007-9100	LEXINGTON MINUTEMEN ACADEMIC SCHOLARSHIP FUND	15,439.69	6,335.56	89.92	15,959.18
		\$ 15,439.69	\$ 6,335.56	\$ 89.92	\$ 15,959.18
SCC:	9800				
007-9800	TERRY McCAMMON SCHOLARSHIP FUND	8,637.77	0.00	0.00	8,436.43
		\$ 8,637.77	\$ 0.00	\$ 0.00	\$ 8,436.43
SCC:	0000				
010-0000	CLASSROOM FACILITIES CONSTRUCTION FUND	407,794.24	22,468.14	(729.41)	51,658.89
		\$ 407,794.24	\$ 22,468.14	\$ (729.41)	\$ 51,658.89
SCC:	9100				
018-9100	HIGH SCHOOL PRINCIPAL'S FUND	5,160.88	1,555.05	128.00	5,134.29
		\$ 5,160.88	\$ 1,555.05	\$ 128.00	\$ 5,134.29
SCC:	9101				
018-9101	HIGH SCHOOL FLOWER FUND	215.00	393.00	0.00	393.00
		\$ 215.00	\$ 393.00	\$ 0.00	\$ 393.00
SCC:	9200				
018-9200	JUNIOR HIGH PRINCIPAL'S FUND	5.00	791.19	0.00	791.19
		\$ 5.00	\$ 791.19	\$ 0.00	\$ 791.19
SCC:	9300				
018-9300	EASTERN PRINCIPAL'S FUND	2,087.56	1,176.68	115.00	2,264.23
		\$ 2,087.56	\$ 1,176.68	\$ 115.00	\$ 2,264.23
SCC:	9301				
018-9301	EASTERN ELEMENTARY BOOKFAIR/BOXTOPS FUND	3,007.79	2,412.90	0.00	5,420.69
		\$ 3,007.79	\$ 2,412.90	\$ 0.00	\$ 5,420.69
SCC:	9302				

Reporting Period: December 2021 (FY 2022)
 As Of Period: 12/31/2021

1/5/22 2:00 PM

LEXINGTON LOCAL SCHOOLS
Revenue Account Summary

Fund-SCC	Description	FYTDReceivable	FYTD Received	MTD Received	YTD Received
018-9302	EASTERN ELEMENTARY MATH	\$ 0.00	\$ 0.00	\$ 0.00	\$ 0.00
		\$ 0.00	\$ 0.00	\$ 0.00	\$ 0.00
SCC:	9303				
018-9303	EASTERN RUN CLUB	790.00	1,075.00	0.00	1,075.00
		\$ 790.00	\$ 1,075.00	\$ 0.00	\$ 1,075.00
SCC:	9400				
018-9400	CENTRAL PRINCIPAL'S FUND	2,070.78	1,950.69	486.64	3,035.77
		\$ 2,070.78	\$ 1,950.69	\$ 486.64	\$ 3,035.77
SCC:	9401				
018-9401	CENTRAL ELEMENTARY BOOKFAIR FUND	377.80	0.00	0.00	330.80
		\$ 377.80	\$ 0.00	\$ 0.00	\$ 330.80
SCC:	9402				
018-9402	CENTRAL ELEMENTARY ART	0.00	0.00	0.00	0.00
		\$ 0.00	\$ 0.00	\$ 0.00	\$ 0.00
SCC:	9500				
018-9500	WESTERN PRINCIPAL'S FUND	3,841.82	2,071.23	387.10	3,712.88
		\$ 3,841.82	\$ 2,071.23	\$ 387.10	\$ 3,712.88
SCC:	9501				
018-9501	WESTERN ELEMENTARY BOOKFAIR/BOXTOPS FUND	2,276.69	23.00	4.00	1,159.69
		\$ 2,276.69	\$ 23.00	\$ 4.00	\$ 1,159.69
SCC:	9503				
018-9503	WESTERN ELEMENTARY ART	0.00	0.00	0.00	0.00
		\$ 0.00	\$ 0.00	\$ 0.00	\$ 0.00
SCC:	9901				
018-9901	JUNIOR HIGH TEACHER ADVISORY FUND	0.00	0.00	0.00	0.00
		\$ 0.00	\$ 0.00	\$ 0.00	\$ 0.00
SCC:	9001				
019-9001	ACADEMIC BOOSTERS GRANTS	0.00	0.00	0.00	0.00
		\$ 0.00	\$ 0.00	\$ 0.00	\$ 0.00
SCC:	9121				
019-9121	CENTRAL ELEMENTARY PTO GRANTS	1,104.75	30.83	3.50	103.15
		\$ 1,104.75	\$ 30.83	\$ 3.50	\$ 103.15
SCC:	9122				
019-9122	EASTERN ELEMENTARY PTO GRANTS	1,104.66	30.85	3.51	103.10
		\$ 1,104.66	\$ 30.85	\$ 3.51	\$ 103.10
SCC:	9123				
019-9123	WESTERN ELEMENTARY PTO GRANTS	1,104.69	30.84	3.51	103.12

Reporting Period: December 2021 (FY 2022)

1/5/22 2:00 PM

As Of Period: 12/31/2021

LEXINGTON LOCAL SCHOOLS
Revenue Account Summary

Fund-SCC	Description	FYTDReceivable	FYTD Received	MTD Received	YTD Received
		\$ 1,104.69	\$ 30.84	\$ 3.51	\$ 103.12
SCC:	9200				
019-9200	RICHLAND COUNTY FOUNDATION GRANT PLAYGROUND	\$ 0.00	\$ 0.00	\$ 0.00	\$ 0.00
		\$ 0.00	\$ 0.00	\$ 0.00	\$ 0.00
SCC:	9218				
019-9218	RICH CO FOUND-WRITE STUFF STEAM KIT	0.00	0.00	0.00	0.00
		\$ 0.00	\$ 0.00	\$ 0.00	\$ 0.00
SCC:	9221				
019-9221	RICH CO FOUND-SCIENCE DISCOVERY BINS	0.00	0.00	0.00	0.00
		\$ 0.00	\$ 0.00	\$ 0.00	\$ 0.00
SCC:	9222				
019-9222	RICH CO FOUND-ONE BIG HAPPY FAMILY	0.00	0.00	0.00	0.00
		\$ 0.00	\$ 0.00	\$ 0.00	\$ 0.00
SCC:	9224				
019-9224	RICH CO FOUND-STEM SNAP CIRCUITS	0.00	0.00	0.00	0.00
		\$ 0.00	\$ 0.00	\$ 0.00	\$ 0.00
SCC:	9225				
019-9225	RICH CO FOUND GRANT-STEM MATERIALS SNAP CIRCUITS	485.94	485.94	0.00	485.94
		\$ 485.94	\$ 485.94	\$ 0.00	\$ 485.94
SCC:	9226				
019-9226	RICH CO FOUND GRANT-SCIENCE ENRICH FIELD TRIP	1,500.00	1,500.00	0.00	1,500.00
		\$ 1,500.00	\$ 1,500.00	\$ 0.00	\$ 1,500.00
SCC:	9301				
019-9301	RICH CO FOUND/SECO ROBOTICS GRANT (HEIMANN)	0.00	0.00	0.00	0.00
		\$ 0.00	\$ 0.00	\$ 0.00	\$ 0.00
SCC:	9302				
019-9302	RICH CO RETIRED TEACHERS ASSOC	0.00	0.00	0.00	0.00
		\$ 0.00	\$ 0.00	\$ 0.00	\$ 0.00
SCC:	9304				
019-9304	RICHLAND CO RETIRED TEACHERS - HS ENGLISH	0.00	200.00	0.00	200.00
		\$ 0.00	\$ 200.00	\$ 0.00	\$ 200.00
SCC:	9601				
022-9601	OHSAA TOURNAMENT AGENCY FUND	11,209.59	5,990.00	0.00	9,614.59

Reporting Period: December 2021 (FY 2022)

1/5/22 2:00 PM

As Of Period: 12/31/2021

LEXINGTON LOCAL SCHOOLS
Revenue Account Summary

Fund-SCC	Description	FYTDReceivable	FYTD Received	MTD Received	YTD Received
		\$ 11,209.59	\$ 5,990.00	\$ 0.00	\$ 9,614.59
SCC:	0000				
024-0000	EMPLOYEE BENEFITS FUND FOR MEDICAL/DENTAL	\$ 5,295,144.36	\$ 2,595,457.46	\$ 436,847.97	\$ 5,202,035.23
034-0000	OFCC PROJECT MAINTENANCE FUND	185,752.94	80,097.07	0.00	183,794.60
		\$ 5,480,897.30	\$ 2,675,554.53	\$ 436,847.97	\$ 5,385,829.83
SCC:	9101				
200-9101	HIGH SCHOOL ART CLUB	0.00	0.00	0.00	0.00
		\$ 0.00	\$ 0.00	\$ 0.00	\$ 0.00
SCC:	9102				
200-9102	HIGH SCHOOL DRAMA CLUB	1,469.00	1,090.24	0.00	2,663.24
		\$ 1,469.00	\$ 1,090.24	\$ 0.00	\$ 2,663.24
SCC:	9103				
200-9103	HIGH SCHOOL MATH CLUB	0.00	0.00	0.00	0.00
		\$ 0.00	\$ 0.00	\$ 0.00	\$ 0.00
SCC:	9104				
200-9104	HIGH SCHOOL LEADERSHIP COUNCIL	0.00	1,607.00	0.00	1,607.00
		\$ 0.00	\$ 1,607.00	\$ 0.00	\$ 1,607.00
SCC:	9105				
200-9105	HIGH SCHOOL FRENCH CLUB	30.00	0.00	0.00	0.00
		\$ 30.00	\$ 0.00	\$ 0.00	\$ 0.00
SCC:	9107				
200-9107	HIGH SCHOOL SPANISH CLUB	0.00	0.00	0.00	0.00
		\$ 0.00	\$ 0.00	\$ 0.00	\$ 0.00
SCC:	9108				
200-9108	HIGH SCHOOL LEO CLUB	0.00	148.25	0.00	148.25
		\$ 0.00	\$ 148.25	\$ 0.00	\$ 148.25
SCC:	9114				
200-9114	HIGH SCHOOL STUDENT COUNCIL FUND	973.00	909.56	151.50	1,882.56
		\$ 973.00	\$ 909.56	\$ 151.50	\$ 1,882.56
SCC:	9115				
200-9115	HIGH SCHOOL KEY CLUB	500.25	1,029.30	(236.70)	1,029.30
		\$ 500.25	\$ 1,029.30	\$ (236.70)	\$ 1,029.30
SCC:	9116				
200-9116	HIGH SCHOOL CHESS CLUB	0.00	0.00	0.00	0.00
		\$ 0.00	\$ 0.00	\$ 0.00	\$ 0.00
SCC:	9119				
200-9119	HIGH SCHOOL YEARBOOK FUND	11,564.00	10,592.50	95.00	12,456.50
		\$ 11,564.00	\$ 10,592.50	\$ 95.00	\$ 12,456.50

Reporting Period: December 2021 (FY 2022)

1/5/22 2:00 PM

As Of Period: 12/31/2021

LEXINGTON LOCAL SCHOOLS
Revenue Account Summary

Fund-SCC	Description	FYTDReceivable	FYTD Received	MTD Received	YTD Received
SCC:	9120				
200-9120	HIGH SCHOOL JOURNALISM FUND	\$ 0.00	\$ 0.00	\$ 0.00	\$ 0.00
		\$ 0.00	\$ 0.00	\$ 0.00	\$ 0.00
SCC:	9121				
200-9121	HIGH SCHOOL NATIONAL HONOR SOCIETY	1,379.50	4,311.90	2,582.90	4,947.40
		\$ 1,379.50	\$ 4,311.90	\$ 2,582.90	\$ 4,947.40
SCC:	9201				
200-9201	JUNIOR HIGH ART CLUB	178.15	0.00	0.00	0.00
		\$ 178.15	\$ 0.00	\$ 0.00	\$ 0.00
SCC:	9204				
200-9204	JUNIOR HIGH STUDENT COUNCIL FUND	0.00	853.00	88.00	853.00
		\$ 0.00	\$ 853.00	\$ 88.00	\$ 853.00
SCC:	9205				
200-9205	JUNIOR HIGH LIBRARY CLUB	0.00	0.00	0.00	0.00
		\$ 0.00	\$ 0.00	\$ 0.00	\$ 0.00
SCC:	9301				
200-9301	EASTERN ELEMENTARY STUDENT ACTIVITY FUND	639.70	0.00	0.00	639.70
		\$ 639.70	\$ 0.00	\$ 0.00	\$ 639.70
SCC:	9302				
200-9302	EASTERN ELEMENTARY ROBOTICS FUND	0.00	0.00	0.00	0.00
		\$ 0.00	\$ 0.00	\$ 0.00	\$ 0.00
SCC:	9611				
200-9611	HIGH SCHOOL INFORMED TEENS FUND	0.00	0.00	0.00	0.00
		\$ 0.00	\$ 0.00	\$ 0.00	\$ 0.00
SCC:	9612				
200-9612	JUNIOR HIGH INFORMED TEENS FUND	554.36	18.30	0.00	556.04
		\$ 554.36	\$ 18.30	\$ 0.00	\$ 556.04
SCC:	9115				
300-9115	JAZZ BAND	0.00	0.00	0.00	0.00
		\$ 0.00	\$ 0.00	\$ 0.00	\$ 0.00
SCC:	9116				
300-9116	CHOIR	0.00	0.00	0.00	0.00
		\$ 0.00	\$ 0.00	\$ 0.00	\$ 0.00
SCC:	9206				
300-9206	JUNIOR HIGH PHYS ED DEPARTMENT FUND	150.00	470.00	0.00	470.00
		\$ 150.00	\$ 470.00	\$ 0.00	\$ 470.00

Reporting Period: December 2021 (FY 2022)

1/5/22 2:00 PM

As Of Period: 12/31/2021

LEXINGTON LOCAL SCHOOLS
Revenue Account Summary

Fund-SCC	Description	FYTDReceivable	FYTD Received	MTD Received	YTD Received
SCC:	9210				
300-9210	JR HIGH INSTRUMENTAL	\$ 0.00	\$ 0.00	\$ 0.00	\$ 0.00
		\$ 0.00	\$ 0.00	\$ 0.00	\$ 0.00
SCC:	9600				
300-9600	ATHLETIC FUND	232,010.00	157,301.91	20,469.00	222,445.93
		\$ 232,010.00	\$ 157,301.91	\$ 20,469.00	\$ 222,445.93
SCC:	9601				
300-9601	ATHLETIC CAPITAL FUND	25,000.00	28,500.00	0.00	53,500.00
		\$ 25,000.00	\$ 28,500.00	\$ 0.00	\$ 53,500.00
SCC:	9602				
300-9602	ORCHESTRA	0.00	0.00	0.00	0.00
		\$ 0.00	\$ 0.00	\$ 0.00	\$ 0.00
SCC:	9603				
300-9603	ELEMENTARY MUSIC	0.00	0.00	0.00	0.00
		\$ 0.00	\$ 0.00	\$ 0.00	\$ 0.00
SCC:	9605				
300-9605	BAND	0.00	0.00	0.00	0.00
		\$ 0.00	\$ 0.00	\$ 0.00	\$ 0.00
SCC:	9022				
451-9022	Network Connectivity FY2022	9,000.00	4,500.00	0.00	4,500.00
		\$ 9,000.00	\$ 4,500.00	\$ 0.00	\$ 4,500.00
SCC:	0000				
467-0000	STUDENT WELLNESS AND SUCCESS FUND	410,490.45	0.00	0.00	289,826.45
		\$ 410,490.45	\$ 0.00	\$ 0.00	\$ 289,826.45
SCC:	9022				
499-9022	SCHOOL SAFETY GRANT FY22	0.00	12,461.88	12,461.88	12,461.88
507-9022	ESSER ARP FUNDING	2,014,488.04	220,064.15	20,419.32	220,064.15
		\$ 2,014,488.04	\$ 232,526.03	\$ 32,881.20	\$ 232,526.03
SCC:	9921				
507-9921	ESSER II FUNDING	186,028.26	99,601.28	10,062.49	812,511.64
		\$ 186,028.26	\$ 99,601.28	\$ 10,062.49	\$ 812,511.64
SCC:	9021				
516-9021	IDEA-B SPECIAL EDUCATION FY21	113,210.51	46,686.68	0.00	328,341.82
		\$ 113,210.51	\$ 46,686.68	\$ 0.00	\$ 328,341.82
SCC:	9022				
516-9022	IDEA-B SPECIAL EDUCATION FY22	675,511.47	189,803.28	46,001.80	189,803.28
		\$ 675,511.47	\$ 189,803.28	\$ 46,001.80	\$ 189,803.28
SCC:	9922				
516-9922	IDEA PART B GRANTS	0.00	38,110.80	38,110.80	38,110.80
		\$ 0.00	\$ 38,110.80	\$ 38,110.80	\$ 38,110.80

Reporting Period: December 2021 (FY 2022)

1/5/22 2:00 PM

As Of Period: 12/31/2021

LEXINGTON LOCAL SCHOOLS
Revenue Account Summary

Fund-SCC	Description	FYTDReceivable	FYTD Received	MTD Received	YTD Received
SCC:	9021				
572-9021	TITLE I FY21	\$ 16,496.04	\$ 14,806.46	\$ 0.00	\$ 188,743.16
		\$ 16,496.04	\$ 14,806.46	\$ 0.00	\$ 188,743.16
SCC:	9022				
572-9022	TITLE I FY22	267,309.17	90,904.91	31,853.92	90,904.91
584-9022	TITLE IV FY22	29,064.89	19,744.37	0.00	19,744.37
587-9022	EARLY CHILDHOOD SPECIAL EDUCATION IDEA FY22	12,213.91	3,997.97	389.37	3,997.97
590-9022	TITLE II-A IMPROVING TEACHER QUALITY FY22	55,303.27	28,082.17	11,450.48	28,082.17
		\$ 363,891.24	\$ 142,729.42	\$ 43,693.77	\$ 142,729.42
SCC:	9921				
599-9921	RICHLAND COUNTY MOBILE HOT SPOT GRANT	0.00	0.00	0.00	0.00
		\$ 0.00	\$ 0.00	\$ 0.00	\$ 0.00
Grand Total		\$ 43,534,408.84	\$ 19,863,103.23	\$ 1,574,790.44	\$ 40,591,965.35

Reporting Period: December 2021 (FY 2022)

1/5/22 2:02 PM

As Of Period: 12/31/2021

LEXINGTON LOCAL SCHOOLS Appropriation Summary Report

Fund-SCC	Description	FYTD Appropriated	Prior Year Encumbrance	FYTD Expendable	FYTD Expended	MTD Expended	Encumbrance	Future Encumbrance	FYTD Unencumbered	Percent Expended/Encumbered
001-0000	GENERAL FUND	\$ 24,909,333.12	\$ 423,314.61	\$ 25,332,647.73	\$ 11,648,241.22	\$ 1,897,582.17	\$ 1,707,340.06	\$ 0.00	\$ 11,977,066.45	52.72 %
001-9412	GENERAL BUDGET RESERVE SET-ASIDE-1%/BWC	0.00	0.00	0.00	0.00	0.00	0.00	0.00	0.00	0.00
002-0000	BOND RETIREMENT FUND	3,664,681.26	0.00	3,664,681.26	2,694,074.94	0.00	935,828.13	0.00	34,778.19	99.05
003-0000	PERMANENT IMPROVEMENT FUND	1,121,842.84	82,944.21	1,204,787.05	260,774.98	67,360.83	705,977.51	0.00	238,034.56	80.24
004-0000	LFI BUILDING FUND	3,306,424.81	7,821,444.81	11,127,869.62	4,760,567.07	681,680.15	3,110,877.74	0.00	3,256,424.81	70.74
006-0000	FOOD SERVICE FUND	712,348.66	6,872.37	719,221.03	411,006.67	86,379.87	97,452.35	0.00	210,762.01	70.70
007-9100	LEXINGTON MINUTEMEN ACADEMIC SCHOLARSHIP FUND	15,000.00	3,500.00	18,500.00	0.00	0.00	3,550.00	0.00	14,950.00	19.19
007-9800	TERRY McCAMMON SCHOLARSHIP FUND	0.00	0.00	0.00	22,101.59	0.00	0.00	0.00	(22,101.59)	0.00
010-0000	CLASSROOM FACILITIES CONSTRUCTION FUND	1,733,446.03	35,629,274.28	37,362,720.31	13,398,748.71	1,543,011.01	25,637,695.16	0.00	(1,673,723.56)	104.48
018-9100	HIGH SCHOOL PRINCIPAL'S FUND	5,523.51	323.31	5,846.82	1,466.44	294.95	1,172.16	0.00	3,208.22	45.13
018-9101	HIGH SCHOOL FLOWER FUND	209.00	0.00	209.00	149.50	67.50	84.00	0.00	(24.50)	111.72
018-9200	JUNIOR HIGH PRINCIPAL'S FUND	142.45	5,880.00	6,022.45	7.83	0.00	6,207.67	0.00	(193.05)	103.21
018-9300	EASTERN PRINCIPAL'S FUND	3,088.80	386.00	3,474.80	963.19	300.00	622.20	0.00	1,889.41	45.63
018-9301	EASTERN ELEMENTARY BOOKFAIR/BOXTOPS FUND	6,612.15	0.00	6,612.15	2,668.70	0.00	0.00	0.00	3,943.45	40.36
018-9302	EASTERN ELEMENTARY MATH	1,036.52	0.00	1,036.52	0.00	0.00	0.00	0.00	1,036.52	0.00
018-9303	EASTERN RUN CLUB	1,286.73	0.00	1,286.73	1,191.87	0.00	204.86	0.00	(110.00)	108.55
018-9400	CENTRAL PRINCIPAL'S FUND	7,500.00	81.83	7,581.83	1,477.12	710.61	1,030.32	0.00	5,074.39	33.07
018-9401	CENTRAL ELEMENTARY BOOKFAIR FUND	5,129.31	0.00	5,129.31	181.25	153.82	318.75	0.00	4,629.31	9.75
018-9402	CENTRAL	1,500.00	0.00	1,500.00	0.00	0.00	0.00	0.00	1,500.00	0.00

Reporting Period: December 2021 (FY 2022)

1/5/22 2:02 PM

As Of Period: 12/31/2021

LEXINGTON LOCAL SCHOOLS Appropriation Summary Report

Fund-SCC	Description	FYTD Appropriated	Prior Year Encumbrance	FYTD Expendable	FYTD Expended	MTD Expended	Encumbrance	Future Encumbrance	FYTD Unencumbered	Percent Expended/Encumbered
018-9500	ELEMENTARY ART WESTERN PRINCIPAL'S FUND	\$ 9,566.98	\$ 1,527.99	\$ 11,094.97	\$ 2,445.00	\$ 0.00	\$ 11.65	\$ 0.00	\$ 8,638.32	22.14 %
018-9501	WESTERN ELEMENTARY BOOKFAIR/BOXTOPS FUND	6,500.00	0.00	6,500.00	8.45	8.45	0.00	0.00	6,491.55	0.13
018-9503	WESTERN ELEMENTARY ART	1,986.42	0.00	1,986.42	0.00	0.00	0.00	0.00	1,986.42	0.00
018-9901	JUNIOR HIGH TEACHER ADVISORY FUND	109.25	0.00	109.25	0.00	0.00	0.00	0.00	109.25	0.00
019-9001	ACADEMIC BOOSTERS GRANTS	769.07	0.00	769.07	0.00	0.00	0.00	0.00	769.07	0.00
019-9121	CENTRAL ELEMENTARY PTO GRANTS	2,306.26	0.00	2,306.26	0.00	0.00	0.00	0.00	2,306.26	0.00
019-9122	EASTERN ELEMENTARY PTO GRANTS	2,401.33	0.00	2,401.33	0.00	0.00	0.00	0.00	2,401.33	0.00
019-9123	WESTERN ELEMENTARY PTO GRANTS	3,139.13	0.00	3,139.13	0.00	0.00	0.00	0.00	3,139.13	0.00
019-9200	RICHLAND COUNTY FOUNDATION GRANT PLAYGROUND	200.00	0.00	200.00	0.00	0.00	0.00	0.00	200.00	0.00
019-9218	RICH CO FOUND-WRITE STUFF STEAM KIT	52.93	0.00	52.93	52.93	0.00	0.00	0.00	0.00	100.00
019-9221	RICH CO FOUND-SCIENCE DISCOVERY BINS	0.95	0.00	0.95	0.95	0.00	0.00	0.00	0.00	100.00
019-9222	RICH CO FOUND-ONE BIG HAPPY FAMILY	2.41	0.00	2.41	2.41	0.00	0.00	0.00	0.00	100.00
019-9224	RICH CO FOUND-STEM SNAP CIRCUITS	66.36	0.00	66.36	66.36	0.00	0.00	0.00	0.00	100.00
019-9225	RICH CO FOUND GRANT-STEM MATERIALS SNAP CIRCUITS	485.94	0.00	485.94	486.04	0.00	0.00	0.00	(0.10)	100.02
019-9226	RICH CO FOUND GRANT-SCIENCE ENRICH FIELD TRIP	1,500.00	0.00	1,500.00	0.00	0.00	0.00	0.00	1,500.00	0.00
019-9301	RICH CO FOUND/SECO	31.72	0.00	31.72	0.00	0.00	0.00	0.00	31.72	0.00

Reporting Period: December 2021 (FY 2022)

1/5/22 2:02 PM

As Of Period: 12/31/2021

LEXINGTON LOCAL SCHOOLS Appropriation Summary Report

Fund-SCC	Description	FYTD Appropriated	Prior Year Encumbrance	FYTD Expendable	FYTD Expended	MTD Expended	Encumbrance	Future Encumbrance	FYTD Unencumbered	Percent Expended/Encumbered
019-9302	ROBOTICS GRANT (HEIMANN) RICH CO RETIRED TEACHERS ASSOC	\$ 150.00	\$ 0.00	\$ 150.00	\$ 0.00	\$ 0.00	\$ 0.00	\$ 0.00	\$ 150.00	0.00 %
019-9304	RICHLAND CO RETIRED TEACHERS - HS ENGLISH	0.00	0.00	0.00	0.00	0.00	0.00	0.00	0.00	0.00
022-9601	OHSAA TOURNAMENT AGENCY FUND	11,209.59	0.00	11,209.59	1,113.63	0.00	13,071.05	0.00	(2,975.09)	126.54
024-0000	EMPLOYEE BENEFITS FUND FOR MEDICAL/DENTAL	5,446,545.00	252,504.20	5,699,049.20	2,827,104.57	500,453.38	516,500.00	0.00	2,355,444.63	58.67
034-0000	OFCC PROJECT MAINTENANCE FUND	5,000.00	0.00	5,000.00	1,259.95	0.00	0.00	0.00	3,740.05	25.20
200-9101	HIGH SCHOOL ART CLUB	372.46	0.00	372.46	0.00	0.00	0.00	0.00	372.46	0.00
200-9102	HIGH SCHOOL DRAMA CLUB	20,000.00	510.00	20,510.00	3,439.22	0.00	510.00	0.00	16,560.78	19.26
200-9103	HIGH SCHOOL MATH CLUB	52.70	0.00	52.70	0.00	0.00	0.00	0.00	52.70	0.00
200-9104	HIGH SCHOOL LEADERSHIP COUNCIL	697.11	0.00	697.11	1,225.00	0.00	0.00	0.00	(527.89)	175.73
200-9105	HIGH SCHOOL FRENCH CLUB	379.75	0.00	379.75	0.00	0.00	0.00	0.00	379.75	0.00
200-9107	HIGH SCHOOL SPANISH CLUB	568.50	0.00	568.50	0.00	0.00	0.00	0.00	568.50	0.00
200-9108	HIGH SCHOOL LEO CLUB	1,000.00	0.00	1,000.00	0.00	0.00	850.00	0.00	150.00	85.00
200-9114	HIGH SCHOOL STUDENT COUNCIL FUND	2,500.00	0.00	2,500.00	781.91	256.86	743.14	0.00	974.95	61.00
200-9115	HIGH SCHOOL KEY CLUB	1,000.00	0.00	1,000.00	0.00	0.00	530.00	0.00	470.00	53.00
200-9116	HIGH SCHOOL CHESS CLUB	321.00	0.00	321.00	0.00	0.00	0.00	0.00	321.00	0.00
200-9119	HIGH SCHOOL YEARBOOK FUND	20,000.00	13,273.53	33,273.53	5,994.98	22.43	22,363.55	0.00	4,915.00	85.23
200-9120	HIGH SCHOOL JOURNALISM FUND	250.00	0.00	250.00	0.00	0.00	0.00	0.00	250.00	0.00
200-9121	HIGH SCHOOL NATIONAL HONOR SOCIETY	1,328.65	0.00	1,328.65	2,759.09	477.00	0.00	0.00	(1,430.44)	207.66
200-9201	JUNIOR HIGH ART	485.00	200.25	685.25	200.25	0.00	0.00	0.00	485.00	29.22

Reporting Period: December 2021 (FY 2022)

1/5/22 2:02 PM

As Of Period: 12/31/2021

LEXINGTON LOCAL SCHOOLS Appropriation Summary Report

Fund-SCC	Description	FYTD Appropriated	Prior Year Encumbrance	FYTD Expendable	FYTD Expended	MTD Expended	Encumbrance	Future Encumbrance	FYTD Unencumbered	Percent Expended/Encumbered
200-9204	CLUB JUNIOR HIGH STUDENT COUNCIL FUND	\$ 1,500.00	\$ 0.00	\$ 1,500.00	\$ 554.09	\$ 133.40	\$ 31.98	\$ 0.00	\$ 913.93	39.07 %
200-9205	JUNIOR HIGH LIBRARY CLUB	77.65	0.00	77.65	0.00	0.00	0.00	0.00	77.65	0.00
200-9301	EASTERN ELEMENTARY STUDENT ACTIVITY FUND	1,762.93	0.00	1,762.93	0.00	0.00	0.00	0.00	1,762.93	0.00
200-9302	EASTERN ELEMENTARY ROBOTICS FUND	575.16	0.00	575.16	0.00	0.00	0.00	0.00	575.16	0.00
200-9611	HIGH SCHOOL INFORMED TEENS FUND	903.63	0.00	903.63	0.00	0.00	0.00	0.00	903.63	0.00
200-9612	JUNIOR HIGH INFORMED TEENS FUND	1,375.08	0.00	1,375.08	0.00	0.00	248.00	0.00	1,127.08	18.04
300-9115	JAZZ BAND	757.61	755.00	1,512.61	0.00	0.00	755.00	0.00	757.61	49.91
300-9116	CHOIR	1,284.95	0.00	1,284.95	0.00	0.00	0.00	0.00	1,284.95	0.00
300-9206	JUNIOR HIGH PHYS ED DEPARTMENT FUND	3,000.00	0.00	3,000.00	446.61	0.00	843.36	0.00	1,710.03	43.00
300-9210	JR HIGH INSTRUMENTAL	41.03	0.00	41.03	0.00	0.00	0.00	0.00	41.03	0.00
300-9600	ATHLETIC FUND	232,010.00	1,783.24	233,793.24	113,093.20	13,314.72	53,603.80	0.00	67,096.24	71.30
300-9601	ATHLETIC CAPITAL FUND	45,000.00	0.00	45,000.00	34,250.00	0.00	9,000.00	0.00	1,750.00	96.11
300-9602	ORCHESTRA	63.22	0.00	63.22	0.00	0.00	0.00	0.00	63.22	0.00
300-9603	ELEMENTARY MUSIC	1,572.09	0.00	1,572.09	0.00	0.00	0.00	0.00	1,572.09	0.00
300-9605	BAND	232.95	0.00	232.95	0.00	0.00	0.00	0.00	232.95	0.00
451-9022	Network Connectivity FY2022	9,000.00	0.00	9,000.00	9,000.00	0.00	0.00	0.00	0.00	100.00
467-0000	STUDENT WELLNESS AND SUCCESS FUND	411,376.97	27,112.82	438,489.79	57,776.88	0.00	0.00	0.00	380,712.91	13.18
499-9022	SCHOOL SAFETY GRANT FY22	0.00	0.00	0.00	0.00	0.00	0.00	0.00	0.00	0.00
507-9022	ESSER ARP FUNDING	2,014,488.04	0.00	2,014,488.04	305,403.94	34,470.21	124,767.49	0.00	1,584,316.61	21.35
507-9921	ESSER II FUNDING	183,432.26	2,596.00	186,028.26	99,993.33	(193.79)	15,983.94	0.00	70,050.99	62.34
516-9021	IDEA-B SPECIAL EDUCATION FY21	3,500.00	77,470.19	80,970.19	10,946.36	0.00	77,470.19	0.00	(7,446.36)	109.20
516-9022	IDEA-B SPECIAL EDUCATION FY22	672,011.47	0.00	672,011.47	224,517.19	56,591.98	284,907.16	0.00	162,587.12	75.81

Reporting Period: December 2021 (FY 2022)

1/5/22 2:02 PM

As Of Period: 12/31/2021

LEXINGTON LOCAL SCHOOLS
Appropriation Summary Report

Fund-SCC	Description	FYTD Appropriated	Prior Year Encumbrance	FYTD Expendable	FYTD Expended	MTD Expended	Encumbrance	Future Encumbrance	FYTD Unencumbered	Percent Expended/Encumbered
516-9922	IDEA PART B GRANTS	\$ 0.00	\$ 0.00	\$ 0.00	\$ 52,680.39	\$ 14,569.59	\$ 46,162.26	\$ 0.00	\$ (98,842.65)	0.00 %
572-9021	TITLE I FY21	0.00	2,217.72	2,217.72	528.14	0.00	2,267.72	0.00	(578.14)	126.07
572-9022	TITLE I FY22	267,309.17	0.00	267,309.17	102,678.12	21,380.11	317.62	0.00	164,313.43	38.53
584-9022	TITLE IV FY22	29,064.89	0.00	29,064.89	19,744.37	0.00	250.00	0.00	9,070.52	68.79
587-9022	EARLY CHILDHOOD SPECIAL EDUCATION IDEA FY22	12,213.91	0.00	12,213.91	5,358.00	1,344.41	7,625.04	0.00	(769.13)	106.30
590-9022	TITLE II-A IMPROVING TEACHER QUALITY FY22	55,303.27	0.00	55,303.27	32,323.41	7,464.36	0.00	0.00	22,979.86	58.45
599-9921	RICHLAND COUNTY MOBILE HOT SPOT GRANT	0.00	600.00	600.00	614.96	0.00	600.00	0.00	(614.96)	202.49
Grand Total		\$ 44,983,939.98	\$ 44,354,572.36	\$ 89,338,512.34	\$ 37,120,470.81	\$ 4,927,834.02	\$ 33,387,773.86	\$ 0.00	\$ 18,830,267.67	