


# LEXINGTON LOCAL SCHOOLS



---

FINANCIAL REPORT  
FOR THE PERIOD ENDING  
DECEMBER 31, 2012

---

PREPARED BY  
CHRISTINA BENNETT, TREASURER

DATE: 01/04/2013  
TIME: 12:28

LEXINGTON LOCAL SCHOOLS  
CASH RECONCILIATION AS OF 12/31/2012

PAGE: 1  
(USAEMSED)

	SUB-TOTALS	TOTALS
	-----	-----
Gross Depository Balances:		
RICHLAND BANK SWEEP ACCT 0581	\$ 1,216,105.72	
RICHLAND BANK GENERAL ACCT 0580	1,842.00	
RICHLAND BANK ANTHEM SWEEP 4340	1,013,862.30	
RICHLAND BANK EE BENEFITS 3180	0.00	
RICHLAND BANK PAYROLL ACCT 9780	0.00	
RICHLAND BANK TOURNAMENT ACC8280	1,732.33	
RICHLAND BANK ATHLETIC ACCT 3280	4,626.75	
	-----	
Total Depository Balances (Gross)		\$ 2,238,169.10
Adjustments to Bank Balance:		
Cash in Transit to Bank	\$ 3,006.50	
Outstanding Checks	97,971.19-	
Adjustments	0.00	
MUNICIPAL DEDUCTIONS		
	-----	
Total Adjustments to Bank Balance		94,964.69-
Investments:		
Treasury Bonds and Notes	\$ 0.00	
Certificate of Deposits	0.00	
Other Securities	0.00	
Other Investments:		
	-----	
Total Investments		0.00
Cash on Hand:		
Petty Cash:		
TREASURER'S OFFICE	\$ 100.00	
HIGH SCHOOL	50.00	
JUNIOR HIGH SCHOOL	50.00	
EASTERN, CENTRAL, WESTERN	150.00	
ATHLETIC OFFICE	150.00	
Change Cash:		
ATHLETIC CHANGE	\$ 1,550.00	
CAFETERIA CHANGE	570.00	
JUNIOR HIGH SCHOOL	300.00	
EASTERN ELEMENTARY	200.00	
CENTRAL ELEMENTARY	100.00	
Cash with Fiscal Agent	0.00	
	-----	
Total Cash on Hand		3,220.00
		-----
Total Balances		\$ 2,146,424.41
		=====
Total Fund Balance		\$ 2,146,424.41
		=====
Depository Clearance Accounts:		
RICHLAND BANK BOND/COUPON	\$ 0.00	
	-----	

*Bennett*

**LEXINGTON LOCAL SCHOOLS**  
**INVESTMENT REPORT**  
**FOR THE MONTH ENDING December 31, 2012**

<b>INTEREST EARNED:</b>	<b>THIS MONTH</b>	<b>FISCAL YEAR TO DATE</b>
Richland Bank, General Sweep	\$185.72	\$2,299.33
Richland Bank, Anthem Sweep	\$140.29	\$872.22
Star Ohio	\$0.00	\$0.00
Certificates of Deposit	\$0.00	\$0.00
Bonds and other types of investments	\$0.00	\$0.00
<b>TOTAL INTEREST RECEIVED</b>	<b>\$326.01</b>	<b>\$3,171.55</b>

<b>History of Interest Earnings</b>	<b>Fiscal Year</b>	<b>Interest Earnings</b>
	1998	\$ 167,057.52
	1999	\$ 138,113.69
	2000	\$ 157,991.72
	2001	\$ 236,839.79
	2002	\$ 146,052.34
	2003	\$ 63,712.36
	2004	\$ 47,970.95
	2005	\$ 90,719.94
	2006	\$ 158,724.51
	2007	\$ 221,998.86
	2008	\$ 213,660.34
	2009	\$ 95,639.63
	2010	\$ 56,860.22
	2011	\$ 3,001.78
	2012	\$ 3,090.00
<b>FISCAL YTD</b>	<b>2013</b>	<b>\$3,171.55</b>

**Total Earnings \$ 1,804,605.20**



Fnd	Sec	Description	Beginning Balance	MTD Revenues	FYTD Revenues	MTD Expenditures	FYTD Expenditures	Current Available Balance
001	0000	GENERAL FUND	765,245.66	736,683.94	10,341,315.86	1,407,871.79	10,103,787.16	1,002,774.36
001	9009	BUS PURCHASE-REPLACEMENT	692.17	.00	.00	.00	692.17	.00
001	9412	GENERAL BUDGET RESERVE SE	87,928.97	.00	.00	.00	.00	87,928.97
001	9800	FINGERPRINT PAYMENT CLEAR	955.74	125.00	1,262.00	46.00	1,134.00	1,083.74
002	0000	BOND RETIREMENT FUND	1,925.82	.00	.00	.00	.00	1,925.82
003	0000	PERMANENT IMPROVEMENT FUN	2,518.42	.14	314,541.88	14,076.74	410,335.18	93,274.88-
006	0000	FOOD SERVICE FUND	54,255.85	44,763.57	338,924.68	73,430.40	455,945.38	62,764.85-
007	9800	TERRY McCAMMON SCHOLARSHI	11,223.04	.89	6.66	.00	.00	11,229.70
007	9801	MINUTEMAN ALUMNI SCHOLARS	1,038.26	.19	1,345.86	.00	.00	2,384.12
007	9999	LEXINGTON SCHOOLS TRUST F	.00	.00	14,994.95	8,000.00	8,000.00	6,994.95
018	9003	HIGH SCHOOL MARCHING BAND	58.80	.00	.00	.00	.00	58.80
018	9100	HIGH SCHOOL PRINCIPAL'S F	1,693.19	102.26	3,543.88	171.00	2,775.07	2,462.00
018	9200	JUNIOR HIGH PRINCIPAL'S F	1,816.65	193.75	6,290.62	.00	650.07	7,257.20
018	9300	EASTERN PRINCIPAL'S FUND	1,412.35	180.08	2,892.86	341.49	991.58	3,313.63
018	9301	EASTERN ELEMENTARY BOOKFA	1,695.00	.00	.00	.00	.00	1,695.00
018	9400	CENTRAL PRINCIPAL'S FUND	7,326.69	39.61	1,145.90	134.74	343.24	8,129.35
018	9401	CENTRAL ELEMENTARY BOOKFA	363.35	.00	4,040.76	.00	3,289.35	1,114.56
018	9500	WESTERN PRINCIPAL'S FUND	8,293.17	1,590.59	4,447.59	.00	7,497.64	5,243.12
018	9501	WESTERN ELEMENTARY BOOKFA	1,880.79	.00	3,857.13	.00	3,857.13	1,880.79
018	9502	HIGH SCHOOL ACADEMIC BOOS	2,278.33	.00	.00	.00	456.63	1,821.70
018	9901	JUNIOR HIGH TEACHER ADVIS	586.97	.00	.00	.00	.00	586.97
019	9001	ACADEMIC BOOSTERS GRANTS	2,805.00	.00	.00	.00	1,741.72	1,063.28
019	9100	RICHLAND FOUNDATION GRANT	.00	.00	580.00	.00	.00	580.00
019	9101	RICHLAND FOUNDATION GRANT	.00	.00	996.00	.00	996.00	.00
019	9102	RICHLAND FOUNDATION GRANT	.00	.00	1,000.00	.00	1,000.00	.00
019	9121	CENTRAL ELEMENTARY PTO GR	3,951.43	30.90	2,136.29	.00	2,025.40	4,062.32
019	9122	EASTERN ELEMENTARY PTO GR	3,174.41	30.90	2,136.26	50.54	2,985.04	2,325.63
019	9123	WESTERN ELEMENTARY PTO GR	6,947.44	30.90	2,136.28	.00	6,900.00	2,183.72
019	9200	RICHLAND COUNTY FOUNDATIO	4,932.00	.00	.00	.00	.00	4,932.00
019	9616	WALMART TEACHER OF THE YE	88.60	.00	.00	.00	.00	88.60
024	0000	EMPLOYEE BENEFITS FUND FO	1,144,442.51	1,578.69	1,498,581.75	215,043.02	1,631,911.96	1,011,112.30
200	9011	CLASS OF 2011	74.11	.00	.00	.00	.00	74.11
200	9012	CLASS OF 2012	990.00	.00	.00	.00	.00	990.00
200	9101	HIGH SCHOOL ART CLUB	93.76	.00	.00	.00	.00	93.76
200	9102	HIGH SCHOOL DRAMA CLUB	13,445.21	.00	2,814.00	724.85	1,520.82	14,738.39
200	9103	HIGH SCHOOL MATH CLUB	135.70	.00	.00	.00	93.00	42.70
200	9104	HIGH SCHOOL LEADERSHIP CO	846.14	.00	.00	.00	.00	846.14
200	9105	HIGH SCHOOL FRENCH CLUB	167.54	.00	.00	.00	107.69	59.85
200	9107	HIGH SCHOOL SPANISH CLUB	722.01	.00	1,265.00	.00	675.00	1,312.01
200	9108	HIGH SCHOOL LED CLUB	1,431.44	.00	965.29	200.00	935.26	1,461.47
200	9112	HIGH SCHOOL ELECTRONICS C	459.99	.00	.00	.00	459.99	.00
200	9114	HIGH SCHOOL STUDENT COUNC	1,945.97	.00	2,345.00	50.00	1,169.25	3,121.72
200	9115	HIGH SCHOOL KEY CLUB	1,704.92	60.00	563.00	.00	.00	2,267.92
200	9116	HIGH SCHOOL CHESS CLUB	.00	29.00	29.00	.00	.00	29.00
200	9119	HIGH SCHOOL YEARBOOK FUND	45,244.77	1,625.00	8,950.00	87.94	18,109.21	36,085.56
200	9120	HIGH SCHOOL JOURNALISM FU	622.59	.00	.00	.00	.00	622.59

Fnd	Sec	Description	Beginning Balance	MTD Revenues	FYTD Revenues	MTD Expenditures	FYTD Expenditures	Current Available Balance
200	9121	HIGH SCHOOL NATIONAL HONO	1,942.40	.00	.00	52.95	408.16	1,534.24
200	9160	HIGH SCHOOL GERMAN CLUB	123.22	.00	.00	.00	.00	123.22
200	9201	JUNIOR HIGH ART CLUB	9.13	.00	.00	.00	6.00	3.13
200	9204	JUNIOR HIGH STUDENT COUNC	918.54	.00	502.90	.00	.00	1,421.44
200	9205	JUNIOR HIGH LIBRARY CLUB	77.65	.00	.00	.00	.00	77.65
200	9301	EASTERN ELEMENTARY STUDEN	165.56	.00	.00	.00	.00	165.56
200	9401	CENTRAL ELEMENTARY STUDEN	526.36	.00	.00	.00	.00	526.36
200	9611	HIGH SCHOOL INFORMED TEEN	442.63	118.00	118.00	200.00	200.00	360.63
300	9106	HIGH SCHOOL INTRAMURALS	89.31	.00	.00	.00	.00	89.31
300	9115	JAZZ BAND	676.54	.00	250.00	.00	.00	926.54
300	9116	CHOIR	3,897.23	153.14	1,198.97	183.29	658.29	4,437.91
300	9206	JUNIOR HIGH PHYS ED DEPAR	1,336.06	492.00	1,177.00	124.16	1,779.59	733.47
300	9210	JR HIGH INSTRUMENTAL	41.03	.00	.00	.00	.00	41.03
300	9600	ATHLETIC FUND	33,128.83	15,122.00	135,271.58	22,522.13	125,214.87	43,185.54
300	9601	ATHLETIC TOURNAMENT FUND	1,316.70	.00	7,171.00	92.50	7,354.37	1,133.33
300	9602	ORCHESTRA	63.22	.00	.00	.00	.00	63.22
300	9603	ELEMENTARY MUSIC	945.67	.00	.00	.00	.00	945.67
300	9604	WINTER GUARD	62.44	.00	.00	.00	.00	62.44
300	9605	BAND	328.13	.00	.00	52.98	52.98	273.15
499	9101	STATE GRANT 2001 READING	4,234.92	.00	.00	.00	1,737.78	2,497.14
506	9012	RACE TO THE TOP GRANT FY1	955.81	.00	756.81	.00	199.00	.00
506	9013	RACE TO THE TOP GRANT FY1	.00	8,924.68	10,787.92	1,674.49	9,923.87	864.05
506	9912	MY VOICE OHIO GRANT FY12	.00	.00	3,875.00	.00	3,875.00	.00
506	9913	OHIO RESIDENT EDUCATOR PR	.00	.00	350.00	.00	350.00	.00
516	9013	IDEA-B SPECIAL EDUCATION	.00	89,243.45	128,339.38	15,725.19	123,759.42	4,579.96
572	9012	TITLE I TARGETED ASSISTAN	7,326.91	.00	20,324.17	.00	27,451.08	.00
572	9013	TITLE I TARGETED ASSISTAN	.00	40,952.40	84,550.28	16,098.01	82,291.04	2,259.24
590	9012	TITLE II-A IMPROVING TEAC	4,819.62	.00	2,076.42	.00	6,896.04	.00
590	9013	TITLE II-A IMPROVING TEAC	.00	10,962.39	21,530.01	4,064.84	21,347.95	182.06
Grand Total All Funds			2,250,840.67	953,033.47	12979,874.32	1,781,019.05	13084,290.58	2146,424.41
Total Invested Funds			.00					

DATE: 01/04/2013  
TIME: 12:59:12OHIO DEPARTMENT OF EDUCATION - OFFICE OF SCHOOL MANAGEMENT ASSISTANCE  
ANNUAL SPENDING PLAN (CURRENT OPERATION - GENERAL FUND ONLY - O.R.C. 5705.391)

PAGE: 1

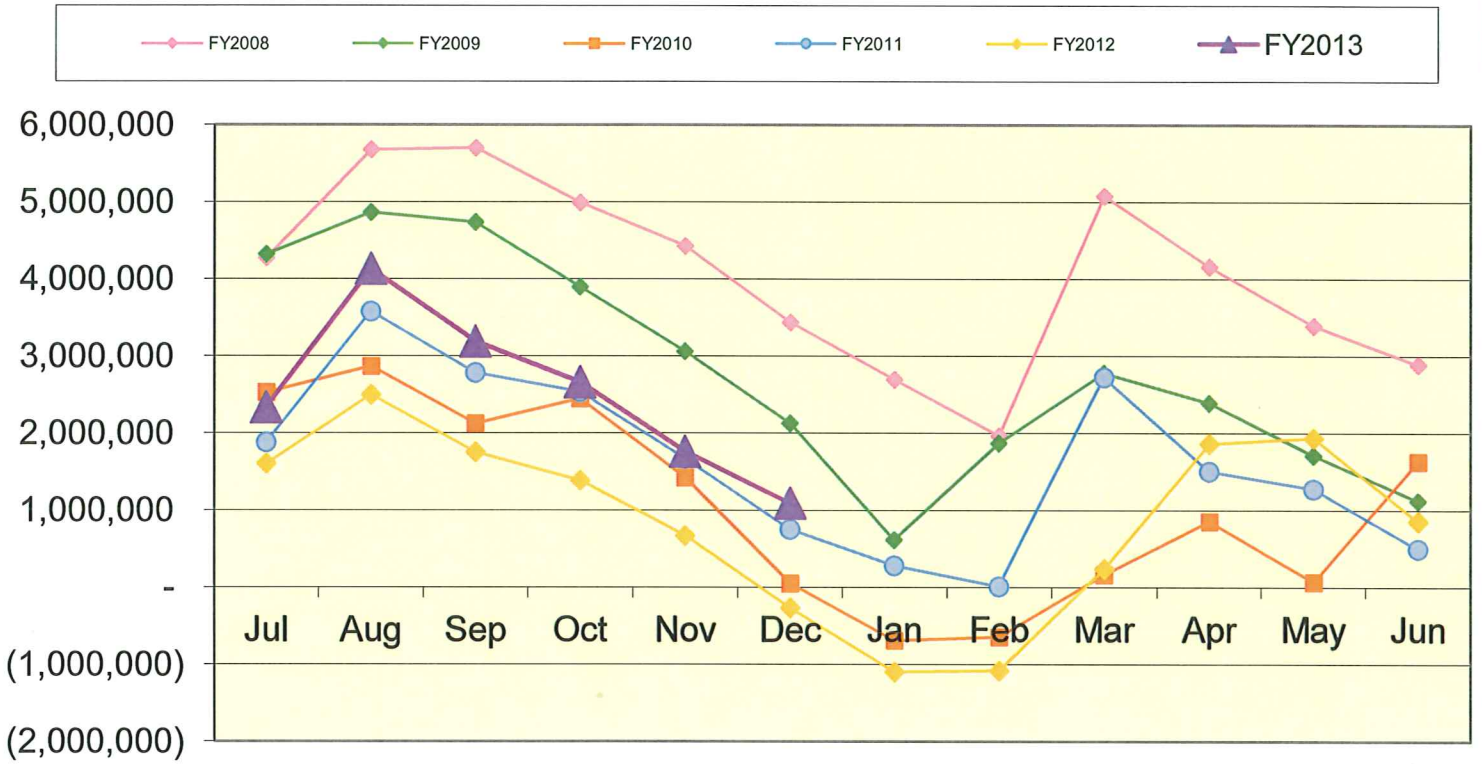
SCHOOL DISTRICT: LEXINGTON LOCAL SCHOOLS      IRN # 049437      COUNTY: RICHLAND      FISCAL YEAR: 2013      MONTH: 12

	MONTHLY ESTIMATE	MONTHLY ACTUAL	MONTHLY DIFFERENCE	FISCAL YTD ESTIMATE	FISCAL YTD ACTUAL	FISCAL YTD DIFFERENCE
<b>REVENUES</b>						
01.010 General Property (Real Estate)	0	0	0	4,760,000	4,720,601	39,399-
01.020 Tangible Personal Property Tax	0	2	2	97,000	167,293	70,293
01.030 Income Tax	0	0	0	0	0	0
01.035 Unrestricted Grants-in-Aid	710,000	722,041	12,041	4,270,000	4,358,067	88,067
01.040 Restricted Grants-in-Aid	400	392	8-	2,300	2,156	144-
01.045 Restricted Grants-in-Aid - SFSP	0	0	0	0	0	0
01.050 Property Tax Allocation	0	0	0	840,000	865,387	25,387
01.060 All Other Operating Revenue	25,000	14,374	10,626-	195,000	152,216	42,784-
01.070 Total Revenue	735,400	736,809	1,409	10,164,300	10,265,720	101,420
<b>OTHER FINANCING SOURCES</b>						
02.010 Proceeds from Sale of Notes	0	0	0	0	0	0
02.020 State Emergency Loans & Advancements (Approved)	0	0	0	0	0	0
02.040 Operating Transfers-In	0	0	0	0	0	0
02.050 Advances-In	0	0	0	0	0	0
02.060 All Other Financing Sources	5,000	0	5,000-	110,000	76,858	33,142-
02.070 Total Other Financing Sources	5,000	0	5,000-	110,000	76,858	33,142-
02.080 Total Revenues and Other Financing Sources	740,400	736,809	3,591-	10,274,300	10,342,578	68,278
<b>EXPENDITURES</b>						
03.010 Personal Services	955,000	981,608	26,608	5,945,000	5,900,922	44,078-
03.020 Employees' Retirement/Insurance Benefits	253,000	165,208	87,792-	2,353,000	2,500,549	52,451-
03.030 Purchased Services	260,000	199,525	60,475-	1,408,000	1,293,974	114,026-
03.040 Supplies and Materials	40,000	60,330	20,330	442,000	472,396	30,396
03.050 Capital Outlay	2,000	0	2,000-	11,000	20,053	9,053
03.060 Intergovernmental	0	0	0	0	0	0
04.010 Debt Services: All Principal (Historical)	0	0	0	0	0	0
04.020 Debt Services: Principal - Notes	0	0	0	0	0	0
04.030 Debt Services: Principal - State Loans	0	0	0	0	0	0
04.040 Debt Services: Principal - State Advancements	0	0	0	0	0	0
04.050 Debt Services: Principal - HB 264 Loans	0	0	0	0	0	0
04.055 Debt Services: Principal - Other	0	0	0	0	0	0
04.060 Debt Services: Interest and Fiscal Charges	0	0	0	0	0	0
04.300 Other Objects	5,000	1,247	3,753-	118,000	117,719	281-
04.500 Total Expenditures	1,515,000	1,407,918	107,082-	10,277,000	10,105,613	171,387-
<b>OTHER FINANCING USES</b>						
05.010 Operating Transfers - Out	0	0	0	0	0	0
05.020 Advances - Out	0	0	0	0	0	0
05.030 All Other Financing Uses	0	0	0	0	0	0
05.040 Total Other Financing Uses	0	0	0	0	0	0
05.050 Total Expenditure and Other Financing Uses	1,515,000	1,407,918	107,082-	10,277,000	10,105,613	171,387-
06.010 Excess Rev & Oth Financing Sources over(under) Exp &	774,600-	671,109-	103,491	2,700-	236,965	239,665
07.010 Beginning Cash Balance	1,626,723	1,762,897	136,174	854,823	854,823	0
07.020 Ending Cash Balance	852,123	1,091,788	239,665	852,123	1,091,788	239,665
08.010 Outstanding Encumbrances	1,300,000	1,177,224	122,776-	1,300,000	1,177,224	122,776-

**LEXINGTON LOCAL SCHOOL DISTRICT  
GENERAL FUND ONLY 2012-13  
SUMMARY OF RECEIPTS AND EXPENDITURES - FIVE YEAR FORECAST FORMAT**

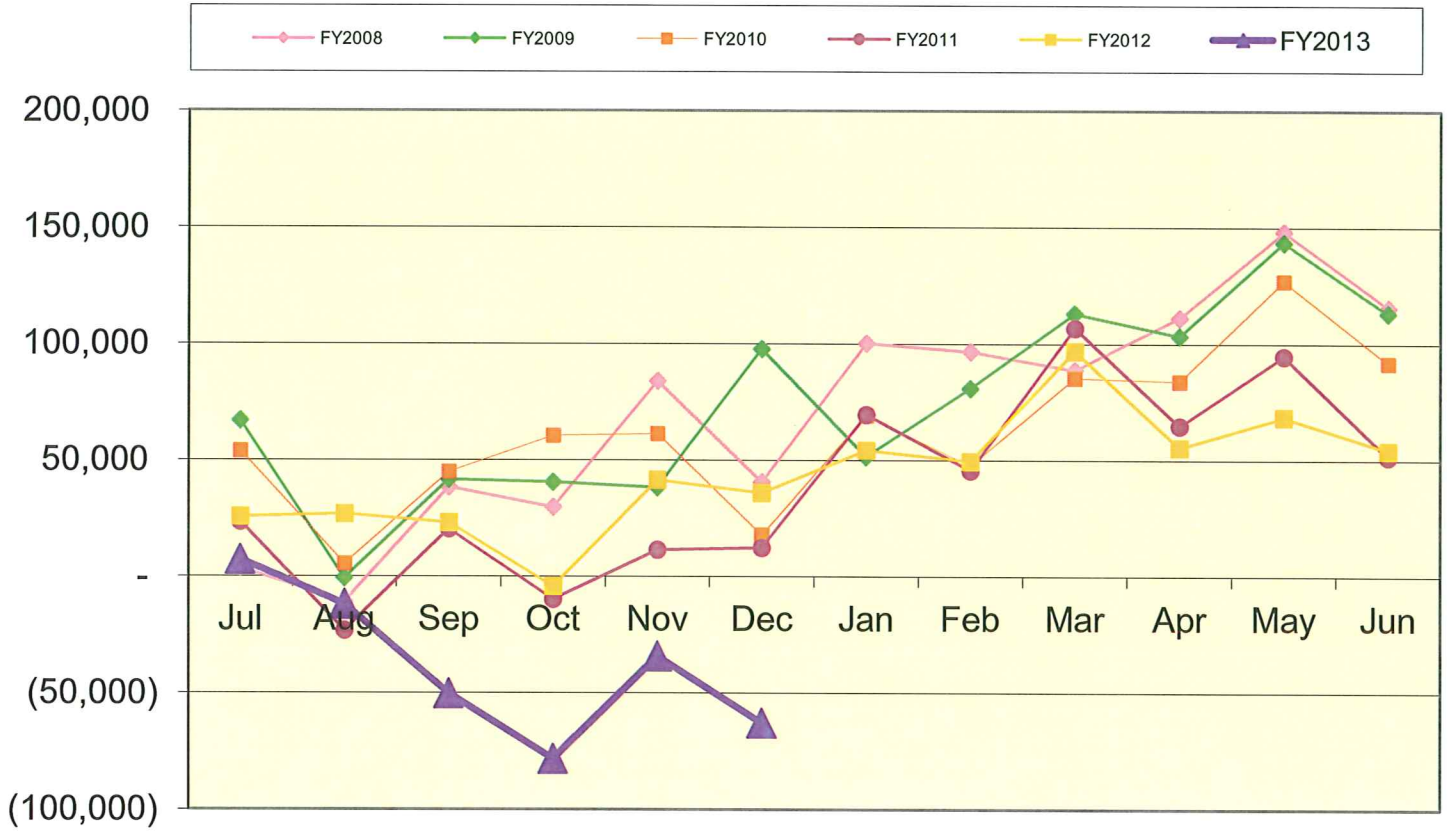
LINE 7.010	BEGINNING CASH BALANCE		\$ 854,823		
	12/31/2013	FISCAL	FISCAL	VARIANCE	PERCENT
		YEAR TO DATE	YEAR TO DATE	Estimate vs.	of
	REVENUES	Estimate	Actual	Actual	VARIANCE
LINE 1.010	Real Estate Tax	\$ 4,760,000	\$ 4,720,601	(\$39,399)	-0.83%
LINE 1.020	Personal Property Tax	\$ 97,000	\$ 167,293	\$70,293	72.47%
LINE 1.030	Income Tax	\$ -	\$ -		
LINE 1.035	State Funding	\$ 4,270,000	\$ 4,358,067	\$88,067	2.06%
LINE 1.040	Career Tech Funding	\$ 2,300	\$ 2,156	(\$144)	-6.26%
LINE 1.050	Property Tax Allocation	\$ 840,000	\$ 865,387	\$25,387	3.02%
LINE 1.060	Other Operating Revenue	\$ 195,000	\$ 152,216	(\$42,784)	-21.94%
LINE 1.070	TOTAL REVENUE	\$ 10,164,300	\$ 10,265,720	\$101,420	1.00%
			\$ -		
LINE 2.01	Proceeds from Notes	\$ -	\$ -	\$0	
LINE 2.04	Transfers In	\$ -	\$ -	\$0	
LINE 2.050	Advances In	\$ -	\$ -	\$0	
LINE 2.060	Other Financing Sources	\$ 110,000	\$ 76,858	(\$33,142)	-30.13%
LINE 2.070	TOTAL OTHER SOURCES	\$ 110,000	\$ 76,858	(\$33,142)	-30.13%
<b>LINE 2.080</b>	<b>TOTAL REVENUES &amp; Sources</b>	<b>\$ 10,274,300</b>	<b>\$ 10,342,578</b>	<b>\$68,278</b>	<b>0.66%</b>
	<b>EXPENSES</b>				
LINE 3.010	Salaries	\$ 5,945,000	\$ 5,900,922	\$44,078	0.74%
LINE 3.020	Retirement and Benefits	\$ 2,353,000	\$ 2,300,549	\$52,451	2.23%
LINE 3.030	Purchased Services	\$ 1,408,000	\$ 1,293,974	\$114,026	8.10%
LINE 3.040	Supplies and Materials	\$ 442,000	\$ 472,396	(\$30,396)	-6.88%
LINE 3.050	Capital Outlay and Equipment	\$ 11,000	\$ 20,053	(\$9,053)	-82.30%
LINE 3.06	INTERGOVERNMENTAL	\$ -	\$ -	\$0	
LINE 4.020	DEBT SERVICE - Notes	\$ -	\$ -	\$0	
LINE 4.060	DEBT SERVICE - Interest charges	\$ -	\$ -	\$0	
LINE 4.300	Other Objects	\$ 118,000	\$ 117,719	\$281	0.24%
LINE 4.500	TOTAL EXPENDITURES	\$ 10,277,000	\$ 10,105,613	\$171,387	1.67%
LINE 5.00	TRANSFERS OUT	\$ -	\$ -		
LINE 5.02	ADVANCES OUT	\$ -	\$ -		
LINE 5.03	ALL OTHER USES	\$ -	\$ -		
LINE 5.040	TOTAL OTHER USES	\$ -	\$ -		
<b>LINE 5.050</b>	<b>TOTAL EXPENDITURES &amp; USES</b>	<b>\$ 10,277,000</b>	<b>\$ 10,105,613</b>	<b>\$171,387</b>	<b>1.67%</b>
		Estimate	Actual	Variance	
<b>LINE 6.010</b>	<b>REVENUES OVER EXPENSES</b>	<b>\$ (2,700)</b>	<b>\$ 236,965</b>	<b>\$239,665</b>	
<b>LINE 7.020</b>	<b>ENDING CASH BALANCE</b>	<b>\$ 852,123</b>	<b>\$ 1,091,788</b>	<b>\$239,665</b>	
	Less Reserves	\$ (87,929)	\$ (87,929)		
	Less Outstanding Encumbrances	\$ (1,300,000)	\$ (1,091,788)		
<b>LINE 15.010</b>	<b>Unreserved Fund Balance</b>	<b>\$ (535,806)</b>	<b>\$ (87,929)</b>	<b>\$447,877</b>	
		Estimate	Actual	Benchmark Yr. End	
	Salaries/Benefits as % of Revenue	81.6%	79.9%	80.1%	

## Lexington Local Schools General Fund Cash Balance

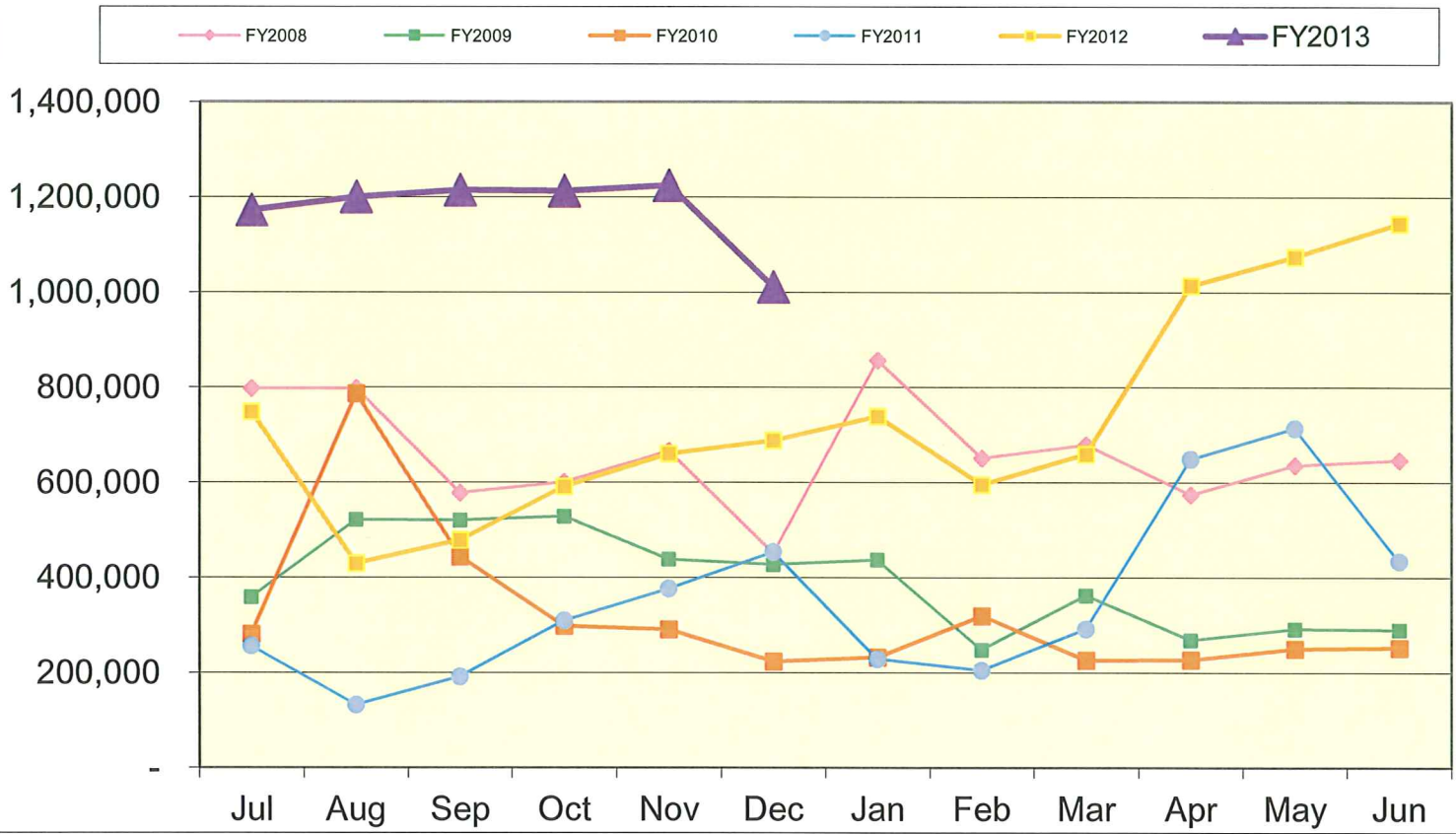




## Lexington Local Schools Food Service Fund Cash Balance



## Lexington Local Schools Employee Benefits Fund Cash Balance



Check#	Check Date	Org Sta	Vendor Paid	Check Amount	Status Date
064308	12/02/2011	W/R	LEXINGTON ATHLETIC ACCOUNT	2,816.80	12/02/2011
064309	12/02/2011	W/R	GOLDEN CORRAL	44.12	12/14/2011
064310	12/02/2011	W/R	HUNTINGTON TUCKER BACQUET	67.25	12/05/2011
064311	12/05/2011	W/R	GOLDEN CORRAL	75.52	12/14/2011
064312	12/06/2011	W/R	AMERICAN ELECTRIC POWER	20,739.82	12/08/2011
064313	12/06/2011	W/R	AMERICAN RED CROSS	216.00	12/22/2011
064314	12/06/2011	W/R	B2B COMPUTER PRODUCTS	64.00	12/21/2011
064315	12/06/2011	W/R	CAPP/USA	658.54	12/20/2011
064316	12/06/2011	W/R	CDW-G	14.50	12/22/2011
064317	12/06/2011	W/R	CenturyLink	1,488.35	12/12/2011
064318	12/06/2011	W/R	CHARLES RITTER CO.	121.85	12/15/2011
064319	12/06/2011	W/R	CLEARWATER SYSTEMS	273.65	12/20/2011
064320	12/06/2011	W/R	COLLEGE BOARD - MRO	180.00	12/21/2011
064321	12/06/2011	W/R	CULLIGAN QUALITY WATER	44.00	12/21/2011
064322	12/06/2011	W/R	CYNTHIA J. KUNZ	576.00	12/15/2011
064323	12/06/2011	W/R	DAVID ROBERTS	33.57	12/09/2011
064324	12/06/2011	W/R	DYSLEXIA INSTITUTES OF AMERICA	400.00	12/08/2011
064325	12/06/2011	W/R	ED PICKENS CAFE	290.00	12/21/2011
064326	12/06/2011	W/R	EDGE DOCUMENT SOLUTIONS, LLC	187.12	12/20/2011
064327	12/06/2011	W/R	ELECTRIC APPLIANCE REPAIR	587.50	12/21/2011
064328	12/06/2011	W/R	EMILY DONAHUE	70.42	12/22/2011
064329	12/06/2011	W/R	FOLLETT EDUCATIONAL SERVICES	376.13	12/20/2011
064330	12/06/2011	W/R	GRAINGER	1,244.76	12/20/2011
064331	12/06/2011	W/R	HOME DEPOT SUPPLY	109.87	12/21/2011
064332	12/06/2011	W/R	HERFF JONES	4,722.29	12/15/2011
064333	12/06/2011	W/R	HUGH O'BRIAN YOUTH LEADERSHIP	150.00	12/30/2011
064334	12/06/2011	W/R	JOHN F. HARRIS	27.00	12/08/2011
064335	12/06/2011	W/R	KUHN COSTUME RENTAL	599.00	12/20/2011
064336	12/06/2011	W/R	LAURA WESSERLING	7.77	12/13/2011
064337	12/06/2011	W/R	LOWE'S HOME CENTER	137.65	12/22/2011
064338	12/06/2011	W/R	MEDCO SPORTS MEDICINE	45.01	12/22/2011
064339	12/06/2011	W/R	MEDINA COUNTY SCHOOLS' ESC	35.00	12/20/2011
064340	12/06/2011	W/R	ENERGY USA - TPC	19,116.91	12/08/2011
064341	12/06/2011	W/R	MICHELLE LILLO	187.52	12/09/2011
064342	12/06/2011	W/R	MID-OHIO ED. SERVICE CENTER	10,328.64	12/15/2011
064343	12/06/2011	W/R	MOVIE LICENSING USA	1,710.00	12/21/2011
064344	12/06/2011	W/R	OASSA	1,440.00	12/22/2011
064345	12/06/2011	W/R	ORIENTAL TRADING COMPANY	123.49	12/21/2011
064346	12/06/2011	W/R	PENNY LYNN HAYES	1,530.00	12/12/2011
064347	12/06/2011	W/R	PLUMMASTER, INC.	77.98	12/22/2011
064348	12/06/2011	W/R	QUENCH	76.00	12/20/2011
064349	12/06/2011	W/R	REA & ASSOCIATES	12,320.00	12/21/2011
064350	12/06/2011	W/R	RENAISSANCE LEARNING	65.78	12/21/2011
064351	12/06/2011	W/R	RENHILL GROUP, INC.	1,512.86	12/20/2011
064352	12/06/2011	W/R	RONALD GRAHAM	380.00	12/08/2011
064353	12/06/2011	W/R	SAMMONS PRESTON	83.83	12/22/2011
064354	12/06/2011	W/R	SARA THORBURN	641.45	12/09/2011
064355	12/06/2011	W/R	SHELDE NORTH AMERICA	835.00	12/20/2011
064356	12/06/2011	W/R	SHEARER EQUIPMENT	42.00	12/21/2011
064357	12/06/2011	W/R	SHERWIN-WILLIAMS	47.98	12/20/2011
064358	12/06/2011	W/R	SLOB MEDIA, LTD.	1,217.31	12/27/2011
064359	12/06/2011	W/R	SDE REGISTRATIONS	657.00	12/22/2011

Check#	Check Date	Org Sta	Vendor Paid	Check Amount	Status Date
064360	12/06/2011	W/R	STANDARD PLUMBING & HEATING CO	2,322.00	12/20/2011
064361	12/06/2011	W/R	STANTON SHEET MUSIC	126.23	12/21/2011
064362	12/06/2011	W/R	STEPHANIE ELIZABETH KELLER	360.00	12/13/2011
064363	12/06/2011	W/R	STEPHANIE JEDRA	461.00	12/09/2011
064364	12/06/2011	W/R	STATE TEACHERS RETIREMENT	3,296.55	12/12/2011
064365	12/06/2011	W/R	SUMMERS RUBBER COMPANY	27.01	12/20/2011
064366	12/06/2011	W/R	SunGraphics, Inc.	218.92	12/20/2011
064367	12/06/2011	W/R	TERESA WEAVER	64.08	12/20/2011
064368	12/06/2011	W/R	TIMOTHY M. JONES	1,275.00	12/20/2011
064369	12/06/2011	W/R	U.S. AWARDS, INC.	216.98	12/20/2011
064370	12/06/2011	W/R	VERIZON WIRELESS	420.94	12/09/2011
064371	12/06/2011	W/R	VILLAGE OF LEXINGTON	6,221.79	12/08/2011
064372	12/06/2011	W/R	WAL-MART DISCOUNT CITIES	223.74	12/12/2011
064373	12/06/2011	W/R	WORNER ROOFING COMPANY	294.92	12/15/2011
064374	12/14/2011	W/R	LEXINGTON ATHLETIC ACCOUNT	2,881.00	12/14/2011
064375	12/16/2011	W/R	DAVID ROBERTS	18.38	12/22/2011
064376	12/16/2011	W/R	NANCY BANKS	150.00	12/21/2011
064377	12/16/2011	W/R	OCLRE	260.00	12/21/2011
064378	12/16/2011	W/R	OMEA TREASURER	225.00	12/29/2011
064379	12/16/2011	W/R	ONTARIO LIONS CLUB	90.00	12/22/2011
064380	12/16/2011	W/R	METROPOLITAN EDUCATIONAL	1,067.53	12/22/2011
064381	12/16/2011	W/R	SCHOOL EMPLOYEES	3,916.12	12/22/2011
064382	12/16/2011	W/R	STATE TEACHERS RETIREMENT	3,550.08	12/22/2011
064383	12/20/2011	W/R	COTTINGHAM PAPER	1,332.11	12/28/2011
064384	12/20/2011	W/R	ALBERT GUARNIERI & CO., INC.	668.80	12/27/2011
064385	12/20/2011	W/R	NICKLES BAKERY	1,182.86	12/27/2011
064386	12/20/2011	W/W	AWARDSMITH	120.00	
064387	12/20/2011	W/R	BLUE FOX GROUP	1,055.00	12/27/2011
064388	12/20/2011	W/W	BOBBI WEAVER	44.13	
064389	12/20/2011	W/R	CARDINAL BUS SALES & SERVICE	328.96	12/27/2011
064390	12/20/2011	W/R	CBIZ BENEFITS & INSURANCE	2,750.00	12/27/2011
064391	12/20/2011	W/R	CLEAR FORK VALLEY LOCAL	1,700.00	12/27/2011
064392	12/20/2011	W/R	COLES ENERGY, INC.	719.53	12/28/2011
064393	12/20/2011	W/R	COLLEGE BOARD, THE	325.00	12/29/2011
064394	12/20/2011	W/R	COLUMBUS CLAY CO	88.95	12/27/2011
064395	12/20/2011	W/R	DAIRY ENTERPRISES INC.	6,913.46	12/27/2011
064396	12/20/2011	W/R	DEBRA RAY	66.60	12/22/2011
064397	12/20/2011	W/W	ESC OF CENTRAL OHIO	745.00	
064398	12/20/2011	W/R	FRONT & CENTER TURF CONSULTANT	95.70	12/30/2011
064399	12/20/2011	W/R	MANSFIELD ELECTRIC SUPPLY	595.29	12/27/2011
064400	12/20/2011	W/R	G & L SUPPLY CO.	54.51	12/22/2011
064401	12/20/2011	W/R	GERMAN'S BUS SALES & SERV. LLC	356.46	12/29/2011
064402	12/20/2011	W/R	GEYER'S MARKET'S, INC.	112.46	12/27/2011
064403	12/20/2011	W/R	GILBARCO INC.	30.00	12/27/2011
064404	12/20/2011	W/R	GIONINO'S PIZZERIA	167.48	12/30/2011
064405	12/20/2011	W/R	GORDON FOOD SERVICE	22,933.22	12/28/2011
064406	12/20/2011	W/R	GRAINGER	996.39	12/27/2011
064407	12/20/2011	W/W	HOME DEPOT SUPPLY	58.38	
064408	12/20/2011	W/R	HEINEMANN	657.69	12/29/2011
064409	12/20/2011	W/R	HUNTINGTON TUCKER BACQUET	128.48	12/22/2011
064410	12/20/2011	W/R	J & B ACCOUSTICAL	505.20	12/22/2011
064411	12/20/2011	W/R	JENNIFER R DEWALD	67.16	12/22/2011

Check#	Check Date	Org Sta	Vendor Paid	Check Amount	Status Date
064412	12/20/2011	W/R	JOHN GARBER MATERIALS, INC.	73.00	12/28/2011
064413	12/20/2011	W/R	JONES POTATO CHIP CO.	66.00	12/27/2011
064414	12/20/2011	W/R	JOSTEN'S, INC.	586.30	12/27/2011
064415	12/20/2011	W/R	JUDY BORDER	72.15	12/28/2011
064416	12/20/2011	W/R	JULIE TAYLOR	126.00	12/27/2011
064417	12/20/2011	W/R	K B Z ELECTRIC INC.	486.55	12/27/2011
064418	12/20/2011	W/R	KELL ACE HARDWARE	18.24	12/30/2011
064419	12/20/2011	W/R	KELLY KAPUCINSKI	570.00	12/22/2011
064420	12/20/2011	W/R	LEXINGTON CONCRETE & SUPPLY	77.71	12/27/2011
064421	12/20/2011	W/R	LEXINGTON JR. H. SCHOOL	499.83	12/21/2011
064422	12/20/2011	W/R	LOW TEMP REFRIGERATION INC.	348.06	12/28/2011
064423	12/20/2011	W/R	MANSFIELD AUTO PARTS	1,127.14	12/28/2011
064424	12/20/2011	W/R	MARGARET COHEN	66.49	12/22/2011
064425	12/20/2011	W/W	MATHCOUNTS	140.00	
064426	12/20/2011	W/W	MEDCENTRAL PEDIATRIC THERAPY	32,480.00	
064427	12/20/2011	W/R	MEDCENTRAL WorkAble	25.00	12/27/2011
064428	12/20/2011	W/R	MEDCO SPORTS MEDICINE	314.56	12/28/2011
064429	12/20/2011	W/R	MENTORING MINDS, LP	618.45	12/28/2011
064430	12/20/2011	W/R	METRONOME MUSIC STORE	78.50	12/28/2011
064431	12/20/2011	W/R	ENERGY USA - TPC	19,116.91	12/28/2011
064432	12/20/2011	W/W	MICHELLE OLECKI	66.60	
064433	12/20/2011	W/W	MID-OHIO AUTO REPAIR	365.43	
064434	12/20/2011	W/R	MID-OHIO ED. SERVICE CENTER	4,525.43	12/27/2011
064435	12/20/2011	W/W	MIKE HAMMAN	135.00	
064436	12/20/2011	W/R	MILLIRON WASTE MGT.	757.64	12/22/2011
064437	12/20/2011	W/R	RICHLAND CO. HEALTH DEPT	3,184.71	12/28/2011
064438	12/20/2011	W/R	MVD SPORTS	638.00	12/27/2011
064439	12/20/2011	W/R	OHIO CASUALTY INSURANCE CO.	378.00	12/29/2011
064440	12/20/2011	W/R	OHIO DEPART. OF JOB & FAMILY	3,024.73	12/30/2011
064441	12/20/2011	W/R	OHIO HEALTH CONSORTIUM, INC.	236.00	12/27/2011
064442	12/20/2011	W/W	ONTARIO ATHLETIC DEPT.	120.00	
064443	12/20/2011	W/W	PATRICK CANNON	290.40	
064444	12/20/2011	W/R	PENNY LYNN HAYES	1,056.00	12/27/2011
064445	12/20/2011	W/R	PEPPLE & WAGGONER, LTD.	1,242.00	12/30/2011
064446	12/20/2011	W/R	PLUMMASTER, INC.	609.09	12/28/2011
064447	12/20/2011	W/R	R & L APPLIANCE PARTS	26.75	12/29/2011
064448	12/20/2011	W/R	RC THERAPY SERVICES, INC.	5,980.00	12/27/2011
064449	12/20/2011	W/R	RENAISSANCE LEARNING	65.78	12/28/2011
064450	12/20/2011	W/R	RENHILL GROUP, INC.	981.60	12/28/2011
064451	12/20/2011	W/W	RICHARD DUNN	633.36	
064452	12/20/2011	W/W	RICHLAND NEWHOPE CENTER	11,718.00	
064453	12/20/2011	W/R	RIDDELL	1,136.96	12/27/2011
064454	12/20/2011	W/R	RITA STOLL	829.34	12/22/2011
064455	12/20/2011	W/R	SCHOOL SPECIALTY INC.	97.24	12/27/2011
064456	12/20/2011	W/R	SIESEL DISTRIBUTING, LLC	538.66	12/28/2011
064457	12/20/2011	W/R	SmartEd SERVICE	194.00	12/28/2011
064458	12/20/2011	W/R	SMETZ'S TIRE SERVICE CENTER	5,011.69	12/28/2011
064459	12/20/2011	W/R	BSN SPORTS	1,401.25	12/30/2011
064460	12/20/2011	W/R	SPORTMAN'S COMPANY	194.48	12/30/2011
064461	12/20/2011	W/R	STANDARD PLUMBING & HEATING CO	41,292.00	12/27/2011
064462	12/20/2011	W/R	STEPHANIE BLACKSTONE	139.00	12/27/2011
064463	12/20/2011	W/R	STOUFFER TECHNOLOGIES, INC.	43.10	12/30/2011

Check#	Check Date	Org Sta	Vendor Paid	Check Amount	Status Date
064464	12/20/2011	W/R	STUDENT SUPPLY COMPANY	196.26	12/28/2011
064465	12/20/2011	W/R	SUZANNE KOCHHEISER	327.89	12/22/2011
064466	12/20/2011	W/R	SYSCO CLEVELAND, INC.	2,856.54	12/29/2011
064467	12/20/2011	W/R	TERESA WEAVER	73.95	12/22/2011
064468	12/20/2011	W/W	TIM BACQUET	66.60	
064469	12/20/2011	W/W	TOY TIME INC.	189.00	
064470	12/20/2011	W/R	OHIO BUREAU OF CRIMINAL IDENT.	24.00	12/30/2011
064471	12/20/2011	W/W	TREASURER, STATE OF OHIO	50.00	
064472	12/20/2011	W/R	MANSFIELD TRUCK SALES &	3,969.11	12/27/2011
064473	12/20/2011	W/W	UNITED CULTURES, INC.	390.00	
064474	12/20/2011	W/R	VASU COMMUNICATIONS, INC.	4,920.25	12/27/2011
064475	12/20/2011	W/R	WOLFF BROS. SUPPLY, INC.	1,343.79	12/27/2011
064476	12/20/2011	W/R	XPRESS PUBLISHING & PRINTING	235.00	12/22/2011
064477	12/21/2011	W/R	BOWLING GREEN STATE UNIVERSITY	680.00	
064478	12/21/2011	W/R	HOLIDAY INN EXPRESS	1,744.82	12/30/2011
064479	12/22/2011	W/R	AMAZON.COM	667.04	12/29/2011
064480	12/28/2011	W/W	BLICK ART MATERIALS	192.94	
064481	12/28/2011	W/W	CenturyLink	1,463.16	
064482	12/28/2011	W/W	CYNTHIA J. KUNZ	606.00	
064483	12/28/2011	W/W	DECKER DEPOT PARTY SHOPPE	131.75	
064484	12/28/2011	W/W	JOSTEN'S, INC.	11.36	
064485	12/28/2011	W/W	JUNIOR LIBRARY GUILD	352.80	
064486	12/28/2011	W/W	KROGER COMPANY	25.00	
064487	12/28/2011	W/W	PHOTORAMA	525.00	
064488	12/28/2011	W/W	QUENCH	76.00	
064489	12/28/2011	W/W	RITA STOLL	190.00	
064490	12/28/2011	W/W	SCHOOL SPECIALTY INC.	.40	
064491	12/28/2011	W/W	SHEARER EQUIPMENT	309.90	
064492	12/28/2011	W/W	SIGN GRAPHIX	855.00	
064493	12/28/2011	W/W	STAPLES	305.20	
064494	12/28/2011	W/W	STEPHANIE ELIZABETH KELLER	726.00	
064495	12/28/2011	W/W	USA TODAY	119.00	
064496	12/28/2011	W/W	VALLEY NATIONAL GASES, INC.	134.64	
064497	12/28/2011	W/W	VERIZON WIRELESS	356.76	
064498	12/28/2011	W/W	WAL-MART DISCOUNT CITIES	95.56	
690271	12/05/2011	C/R	RICHLAND BANK - MEMO	534,328.25	12/02/2011
690272	12/02/2011	M/M	RICHLAND BANK - MEMO	6,990.74	
690273	12/06/2011	M/M	MERCURY PAYMENT SYSTEMS	256.02	
690274	12/15/2011	M/M	VISA - RICHLAND BANK	523.39	
690275	12/20/2011	C/R	RICHLAND BANK - MEMO	500,538.20	12/20/2011
690276	12/16/2011	M/M	ANTHEM BENEFIT SERVICES	256,992.10	
690277	12/16/2011	M/M	RICHLAND BANK - MEMO	6,609.75	
690278	12/21/2011	M/M	MEMO-S.E.R.S.	44,024.00	
690279	12/21/2011	M/M	MEMO-S.T.R.S.	124,430.00	

Total Checks Issued      \$ 1,803,989.63

TRANS NO	ITEM NO	TRANS DATE	STS	DESCRIPTION OR SOURCE	TI	FUND	RCPT	SPCC	SUBJ	DFU	TRANS AMOUNT
063244	0001	12/17/2012	A	Rich Co. Pers Prop - General	03	001	1122	0000	000000	000	1.50
063244	0002	12/17/2012	A	Rich Co. Pers Prop - Emer	03	001	1122	0000	000000	000	0.50
RCPT CODE SUB-TOTAL:											2.00
063129	0001	12/03/2012	A	Maxwell Dec Tuition Payment	03	001	1211	0000	000000	000	563.06
063130	0001	12/03/2012	A	Delbrugge October Tuition Paym	03	001	1211	0000	000000	000	565.00
063155	0001	12/06/2012	A	Dec. Tuition payment - Miller	03	001	1211	0000	000000	000	563.06
063156	0001	12/06/2012	A	Nov & Dec Tuition pymt - Them	03	001	1211	0000	000000	000	1,126.12
063168	0001	12/10/2012	A	Dec Tuition payment - Ilen	03	001	1211	0000	000000	000	563.06
063175	0001	12/12/2012	A	December Tuition - Basinger	03	001	1211	0000	000000	000	563.06
063192	0001	12/14/2012	A	Wills Nov & Dec Tuition pymt	03	001	1211	0000	000000	000	1,126.12
063192	0002	12/14/2012	A	Taylor Dec Tuition pymt	03	001	1211	0000	000000	000	563.06
RCPT CODE SUB-TOTAL:											5,632.54
063178	0016	12/07/2012	A	SB 140 Tuition	03	001	1221	0000	000000	000	0.00
063226	0016	12/21/2012	A	SB 140 Tuition	03	001	1221	0000	000000	000	0.00
RCPT CODE SUB-TOTAL:											0.00
063178	0017	12/07/2012	A	SF-14H Spec . Ed Tuition	03	001	1223	0000	000000	000	0.00
063226	0017	12/21/2012	A	SF-14H Spec . Ed Tuition	03	001	1223	0000	000000	000	1,490.65
RCPT CODE SUB-TOTAL:											1,490.65
063178	0008	12/07/2012	A	Open Enrollment Revenue	03	001	1227	0000	000000	000	4.32-
063226	0008	12/21/2012	A	Open Enrollment Revenue	03	001	1227	0000	000000	000	4.32-
RCPT CODE SUB-TOTAL:											8.64-
063246	0001	12/31/2012	A	Richland Bank Dec Interest	03	001	1410	0000	000000	000	184.64
RCPT CODE SUB-TOTAL:											184.64
063125	0001	12/03/2012	A	Western School fees paid	03	001	1740	0000	000000	500	20.00
063126	0001	12/03/2012	A	HS School fees paid	03	001	1740	0000	000000	100	71.00
063146	0001	12/05/2012	A	HS Fees collected	03	001	1740	0000	000000	100	17.00
063160	0001	12/07/2012	A	Jr High School Fees collected	03	001	1740	0000	000000	200	42.00
063164	0001	12/10/2012	A	HS School fees paid	03	001	1740	0000	000000	100	16.00
063142	0001	12/11/2012	B	refund for art class/Wadeleine	03	001	1740	0000	000000	200	12.00-
063143	0001	12/11/2012	B	refund for art class/Joshua	03	001	1740	0000	000000	200	12.00-
063179	0001	12/13/2012	A	HS School fees collected	03	001	1740	0000	000000	100	24.00
063196	0001	12/17/2012	A	Jr High School Fees pymt	03	001	1740	0000	000000	200	29.00

STATUS (STS) CODES:

A-RECEIPT B-REFUND OF RECEIPT V-VOID REFUND OF RECEIPT X-REDUCTION OF EXPENDITURE  
 C-APPROPRIATION OR BUDGET MODIFICATIONS D-EXPENSE/SUPPLIES DISTRIBUTION F-FUND TO FUND TRANSFER

TRANS NO	ITEM NO	TRANS DATE	STS	DESCRIPTION OR SOURCE	TI	FUND	RCPT	SFCC	SUBJ	OPU	TRANS AMOUNT
063202	0001	12/17/2012	A	HS School Fees paid	03	001	1740	0000	000000	100	67.00
063208	0001	12/18/2012	A	HS Fees Credit - Fuller, K	03	001	1740	0000	000000	100	14.00-
063209	0001	12/18/2012	A	Eastern Class Fees	03	001	1740	0000	000000	300	12.00
063204	0001	12/19/2012	B	REFUND FOR ART 7	03	001	1740	0000	000000	200	12.00-
063206	0001	12/20/2012	A	Correct School Fees Receipt	03	001	1740	0000	000000	400	4.00-
063245	0001	12/31/2012	A	HS Fees - Pay For It	03	001	1740	0000	000000	100	0.00
063245	0002	12/31/2012	A	Central Fees - Pay For It	03	001	1740	0000	000000	400	0.00
RCPT CODE SUB-TOTAL:											244.00
063221	0001	12/20/2012	A	Nov Rental - Heartland Church	03	001	1810	0000	000000	000	609.53
RCPT CODE SUB-TOTAL:											609.53
063127	0001	12/03/2012	A	Strohminger Donation to Librar	03	001	1820	0000	000000	000	185.00
063157	0001	12/06/2012	A	Memorial Donations - Strohmig	03	001	1820	0000	000000	000	1,345.00
063166	0001	12/10/2012	A	Strohminger Memorial Donation	03	001	1820	0000	000000	000	100.00
063212	0001	12/18/2012	A	Strohminger Donation to Librar	03	001	1820	0000	000000	000	50.00
RCPT CODE SUB-TOTAL:											1,680.00
063233	0001	12/31/2012	A	Tax Abatement Comp	03	001	1980	0000	000000	000	1,842.00
RCPT CODE SUB-TOTAL:											1,842.00
063183	0007	12/14/2012	A	Correct Coke comm Rcpt 62579	03	001	1890	0000	000000	600	35.61
063185	0002	12/14/2012	A	Correct Coke Comm Rcpt 62908	03	001	1890	0000	000000	600	64.26
RCPT CODE SUB-TOTAL:											99.87
063178	0001	12/07/2012	A	Foundation Funding	03	001	3110	0000	000000	000	353,959.65
063178	0003	12/07/2012	A	Subsidy for High Perform Distr	03	001	3110	0000	000000	000	1,870.30
063178	0004	12/07/2012	A	Special Ed Transportation	03	001	3110	0000	000000	000	1,954.32
063178	0013	12/07/2012	A	FY12 PASS Adjustment	03	001	3110	0000	000000	000	0.00
063226	0001	12/21/2012	A	Foundation Funding	03	001	3110	0000	000000	000	360,397.82
063226	0003	12/21/2012	A	Subsidy for High Perform Distr	03	001	3110	0000	000000	000	1,904.27
063226	0004	12/21/2012	A	Special Ed Transportation	03	001	3110	0000	000000	000	1,954.31
063226	0013	12/21/2012	A	FY12 PASS Adjustment	03	001	3110	0000	000000	000	0.00
RCPT CODE SUB-TOTAL:											722,040.67
063178	0002	12/07/2012	A	Career-Tech Allocation	03	001	3219	0000	000000	000	196.23
063226	0002	12/21/2012	A	Career-Tech Allocation	03	001	3219	0000	000000	000	196.23
RCPT CODE SUB-TOTAL:											392.46

STATUS (STS) CODES:

A-RECEIPT B-REFUND OF RECEIPT V-VOID REFUND OF RECEIPT X-REDUCTION OF EXPENDITURE  
 C-APPROPRIATION OR BUDGET MODIFICATIONS D-EXPENSE/SUPPLIES DISTRIBUTION F-FUND TO FUND TRANSFER



TRANS NO	ITEM NO	TRANS DATE	STS	DESCRIPTION OR SOURCE	TI	FUND	RCPT	SPCC	SUBJ	OPU	TRANS AMOUNT
063237	0001	12/20/2012	A	MEDICAID Recd -12/20/12	03	001	3300	0000	000000	000	2,274.22
RCPT CODE SUB-TOTAL:											2,274.22
FUND CODE SUB-TOTAL:											736,683.94
063136	0001	12/04/2012	A	Fingerprinting - Knapp	03	001	1890	9800	000000	000	27.00
063180	0001	12/13/2012	A	Fingerprinting chg - manuella	03	001	1890	9800	000000	000	49.00
063211	0001	12/18/2012	A	Grove Fingerprinting Charge	03	001	1890	9800	000000	000	49.00
RCPT CODE SUB-TOTAL:											125.00
FUND CODE SUB-TOTAL:											125.00
063244	0003	12/17/2012	A	Rich Co. Pers Prop - Perm Imp	03	003	1122	0000	000000	000	0.14
RCPT CODE SUB-TOTAL:											0.14
FUND CODE SUB-TOTAL:											0.14
063236	0022	12/31/2012	A	HS Breakfast	03	006	1511	0000	000000	100	424.35
063236	0023	12/31/2012	A	Jr. Hi. Breakfast	03	006	1511	0000	000000	200	33.30
063236	0024	12/31/2012	A	Central Breakfast	03	006	1511	0000	000000	400	127.10
063236	0025	12/31/2012	A	Eastern Breakfast	03	006	1511	0000	000000	300	154.05
063236	0026	12/31/2012	A	Western Breakfast	03	006	1511	0000	000000	500	158.20
RCPT CODE SUB-TOTAL:											897.00
063208	0002	12/18/2012	A	HS Lunch Deposit - Fuller, K	03	006	1512	0000	000000	100	14.00
063205	0001	12/20/2012	A	Corr Recpt 62742 Eastern Lunch	03	006	1512	0000	000000	300	2,803.86-
063205	0002	12/20/2012	A	Corr Recpt 62742 Western Lunch	03	006	1512	0000	000000	500	2,803.86
063205	0003	12/20/2012	A	Corr Recpt 62888 Eastern Lunch	03	006	1512	0000	000000	300	4,415.38-
063205	0004	12/20/2012	A	Corr Recpt 62888 Western lunch	03	006	1512	0000	000000	500	4,415.38
063205	0005	12/20/2012	A	Corr Recpt 63120 Eastern lunch	03	006	1512	0000	000000	300	3,578.05-
063205	0006	12/20/2012	A	Corr Recpt 63120 Western lunc	03	006	1512	0000	000000	500	3,578.05
063236	0002	12/31/2012	A	HS Stu. Type A	03	006	1512	0000	000000	100	10,698.25
063236	0003	12/31/2012	A	Jr. Hi. Stu. Type A	03	006	1512	0000	000000	200	5,402.20
063236	0004	12/31/2012	A	Central Stu. Type A	03	006	1512	0000	000000	400	3,065.59
063236	0005	12/31/2012	A	Eastern Stu. Type A	03	006	1512	0000	000000	300	4,366.00
063236	0006	12/31/2012	A	Western Stu. Type A	03	006	1512	0000	000000	500	2,793.51
063245	0003	12/31/2012	A	HS Lunch - Pay For It	03	006	1512	0000	000000	100	1,867.00

STATUS (STS) CODES:

A-RECEIPT B-REFUND OF RECEIPT V-VOID REFUND OF RECEIPT X-REDUCTION OF EXPENDITURE  
 C-APPROPRIATION OR BUDGET MODIFICATIONS D-EXPENSE/SUPPLIES DISTRIBUTION F-FUND TO FUND TRANSFER

TRANS NO	ITEM NO	TRANS DATE	STS	DESCRIPTION OR SOURCE	TL	FUND	RCPT	SPCC	SUBJ	DPL	TRANS AMOUNT
063245	0004	12/31/2012	A	Jr High Lunch - Pay For It	03	006	1512	0000	000000	200	445.00
063245	0005	12/31/2012	A	Eastern Lunch - Pay For It	03	006	1512	0000	000000	300	713.00
063245	0006	12/31/2012	A	Central Lunch - Pay For It	03	006	1512	0000	000000	400	544.50
063245	0007	12/31/2012	A	Western Lunch - Pay For It	03	006	1512	0000	000000	500	509.00
RCPT CODE SUB-TOTAL:											30,498.05
063236	0012	12/31/2012	A	HS Stu. Ala Carte	03	006	1513	0000	000000	100	6,718.50
063236	0013	12/31/2012	A	Jr. Hi. Stu. Ala Carte	03	006	1513	0000	000000	200	2,011.55
063236	0014	12/31/2012	A	Central Stu. Ala Carte	03	006	1513	0000	000000	400	230.25
063236	0015	12/31/2012	A	Eastern Stu. Ala Carte	03	006	1513	0000	000000	300	898.65
063236	0016	12/31/2012	A	Western Stu. Ala Carte	03	006	1513	0000	000000	500	172.50
RCPT CODE SUB-TOTAL:											10,031.45
063236	0007	12/31/2012	A	HS Stu. Milk	03	006	1514	0000	000000	100	205.50
063236	0008	12/31/2012	A	Jr. Hi. Stu. Milk	03	006	1514	0000	000000	200	89.00
063236	0009	12/31/2012	A	Central Stu. Milk	03	006	1514	0000	000000	400	27.50
063236	0010	12/31/2012	A	Eastern Stu. Milk	03	006	1514	0000	000000	300	30.00
063236	0011	12/31/2012	A	Western Stu. Milk	03	006	1514	0000	000000	500	73.50
RCPT CODE SUB-TOTAL:											425.50
063236	0017	12/31/2012	A	HS A. Type A	03	006	1522	0000	000000	100	219.80
063236	0018	12/31/2012	A	Jr. Hi. A. Type A	03	006	1522	0000	000000	200	128.80
063236	0019	12/31/2012	A	Central A. Type A	03	006	1522	0000	000000	400	254.30
063236	0020	12/31/2012	A	Eastern A. Type A	03	006	1522	0000	000000	300	245.05
063236	0021	12/31/2012	A	Western A. Type A	03	006	1522	0000	000000	500	72.25
RCPT CODE SUB-TOTAL:											920.20
063236	0027	12/31/2012	A	HS Pay For It	03	006	1559	0000	000000	100	0.00
063236	0028	12/31/2012	A	Jr. Hi. Pay For It	03	006	1559	0000	000000	200	0.00
063236	0029	12/31/2012	A	Central Pay For It	03	006	1559	0000	000000	400	0.00
063236	0030	12/31/2012	A	Eastern Pay For It	03	006	1559	0000	000000	300	0.00
063236	0031	12/31/2012	A	Western Pay For It	03	006	1559	0000	000000	500	0.00
063236	0032	12/31/2012	A	EZ Pay Adjustment	03	006	1559	0000	000000	000	0.00
RCPT CODE SUB-TOTAL:											0.00
063133	0001	12/03/2012	A	Food Service 12/03	03	006	1590	0000	000000	000	4,129.23
063135	0001	12/04/2012	A	Re-Deposit of NSF C.B.	03	006	1590	0000	000000	000	13.75
063145	0001	12/04/2012	A	Food Service 12/04/12	03	006	1590	0000	000000	000	2,854.91
063151	0001	12/05/2012	A	Food Service 12/05	03	006	1590	0000	000000	000	2,535.86

STATUS (STS) CODES:

A-RECEIPT B-REFUND OF RECEIPT V-VOID REFUND OF RECEIPT X-REDUCTION OF EXPENDITURE  
 C-APPROPRIATION OR BUDGET MODIFICATIONS D-EXPENSE/SUPPLIES DISTRIBUTION F-FUND TO FUND TRANSFER

TRANS NO	ITEM NO	TRANS DATE	STS	DESCRIPTION OR SOURCE	TI	FUND	RCPT	SPCC	SUBJ	OPU	TRANS AMOUNT
063158	0001	12/06/2012	A	Food Service 12/06	03	006	1590	0000	000000	000	2,280.75
043162	0001	12/07/2012	A	Food Service 12/07	03	006	1590	0000	000000	000	2,052.20
063163	0001	12/07/2012	A	Returned Check Acct Closed GC	03	006	1590	0000	000000	000	13.75-
043170	0001	12/10/2012	A	Food Service 12/10	03	006	1590	0000	000000	000	3,344.65
043172	0001	12/11/2012	A	Food Service 12/11	03	006	1590	0000	000000	000	2,012.55
043198	0001	12/12/2012	A	Reimb of Returned Ck Crawford	03	006	1590	0000	000000	000	13.75
043199	0001	12/12/2012	A	Food Service 12/12	03	006	1590	0000	000000	000	2,497.37
043200	0001	12/13/2012	A	Food Service 12/13	03	006	1590	0000	000000	000	3,124.56
043201	0001	12/14/2012	A	Food Service 12/14	03	006	1590	0000	000000	000	2,410.12
043207	0001	12/17/2012	A	Food Service 12/17	03	006	1590	0000	000000	000	2,774.26
043215	0001	12/18/2012	A	Food Service 12/18	03	006	1590	0000	000000	000	2,348.00
043218	0001	12/19/2012	A	Food Service 12/19	03	006	1590	0000	000000	000	2,489.55
043234	0001	12/20/2012	A	Food Service 12/20	03	006	1590	0000	000000	000	2,236.62
043235	0001	12/21/2012	A	Food Service 12/21	03	006	1590	0000	000000	000	1,508.77
043236	0001	12/31/2012	A	Rev. Postings to Temp. Acct.	03	006	1590	0000	000000	000	38,599.70-
RCPT CODE SUB-TOTAL:											13.75
043149	0001	12/05/2012	A	Vending commission	03	006	1851	0000	000000	000	283.20
043183	0008	12/14/2012	A	Correct Coke comm Rcpt 62579	03	006	1851	0000	000000	000	35.62
043184	0003	12/14/2012	A	Correct Coke comm Rcpt 62579	03	006	1851	0000	000000	000	196.91
043184	0005	12/14/2012	A	Correct Coke comm Rcpt 62579	03	006	1851	0000	000000	000	217.07
043185	0004	12/14/2012	A	Correct Coke Comm Rcpt 62908	03	006	1851	0000	000000	000	111.00
043190	0001	12/14/2012	A	Coke Commission Food Service	03	006	1851	0000	000000	000	69.98
RCPT CODE SUB-TOTAL:											913.78
043183	0001	12/14/2012	A	Correct Coke comm Rcpt 62579	03	006	1890	0000	000000	000	249.28-
043184	0001	12/14/2012	A	Correct Coke comm Rcpt 62579	03	006	1890	0000	000000	000	229.43-
043184	0004	12/14/2012	A	Correct Coke comm Rcpt 62579	03	006	1890	0000	000000	000	335.02-
043185	0001	12/14/2012	A	Correct Coke Comm Rcpt 62908	03	006	1890	0000	000000	000	195.07-
RCPT CODE SUB-TOTAL:											1,008.80-
043231	0001	12/12/2012	A	State Lunch Reim Nov - Central	03	006	3200	0000	000000	400	228.55
043231	0002	12/12/2012	A	State Lunch Reimb Nov - East	03	006	3200	0000	000000	300	266.71
043231	0003	12/12/2012	A	State Lunch Reimb Nov - HS	03	006	3200	0000	000000	100	226.79
043231	0004	12/12/2012	A	State Lunch Reimb Nov JH	03	006	3200	0000	000000	200	170.02
043231	0005	12/12/2012	A	State Lunch Reimb Nov Western	03	006	3200	0000	000000	500	144.25
043232	0001	12/12/2012	A	State Lunch Reimb Dec Central	03	006	3200	0000	000000	400	228.55
043232	0002	12/12/2012	A	State Lunch Reimb Dec - East	03	006	3200	0000	000000	300	266.71
043232	0003	12/12/2012	A	State Lunch Reimb Dec - HS	03	006	3200	0000	000000	100	226.79
043232	0004	12/12/2012	A	State Lunch Reimb Dec JH	03	006	3200	0000	000000	200	170.02
043232	0005	12/12/2012	A	State Lunch Reimb Dec Western	03	006	3200	0000	000000	500	144.25

STATUS (STS) CODES:

A-RECEIPT B-REFUND OF RECEIPT V-VOID REFUND OF RECEIPT X-REDUCTION OF EXPENDITURE  
 C-APPROPRIATION OR BUDGET MODIFICATIONS D-EXPENSE/SUPPLIES DISTRIBUTION F-FUND TO FUND TRANSFER

TRANS NO	ITEM NO	TRANS DATE	STS	DESCRIPTION OR SOURCE	TI	FUND	RCPT	SPCC	SUBJ	OPU	TRANS AMOUNT
RCPT CODE SUB-TOTAL:											2,072.64
FUND CODE SUB-TOTAL:											44,763.57
063246	0003	12/31/2012	A	Richland Bank Decent Interest	03	007	1410	9800	000000	000	0.89
RCPT CODE SUB-TOTAL:											0.89
FUND CODE SUB-TOTAL:											0.89
063246	0004	12/31/2012	A	Richland Bank Dec Interest	03	007	1410	9801	000000	000	0.19
RCPT CODE SUB-TOTAL:											0.19
FUND CODE SUB-TOTAL:											0.19
063152	0001	12/06/2012	A	Senior Parking Pass sold	03	018	1690	9100	000000	000	2.00
063152	0002	12/06/2012	A	Cuyahoga Vending commission	03	018	1690	9100	000000	000	34.65
063159	0001	12/07/2012	A	Booster's flyers	03	018	1690	9100	000000	000	30.00
063183	0002	12/14/2012	A	Correct Coke comm Rcpt 62579	03	018	1690	9100	000000	000	35.61
RCPT CODE SUB-TOTAL:											102.26
FUND CODE SUB-TOTAL:											102.26
063160	0002	12/07/2012	A	Jr High Fees Coll - Princ acct	03	018	1620	9200	000000	000	13.00
063196	0002	12/17/2012	A	Jr High School Fees - Princ	03	018	1620	9200	000000	000	13.00
063219	0001	12/20/2012	A	Jr High Memory book sale	03	018	1620	9200	000000	000	13.00
RCPT CODE SUB-TOTAL:											39.00
063183	0003	12/14/2012	A	Correct Coke comm Rcpt 62579	03	018	1690	9200	000000	000	35.61
063184	0006	12/14/2012	A	Correct Coke comm Rcpt 62579	03	018	1690	9200	000000	000	15.23
063184	0009	12/14/2012	A	Correct Coke comm Rcpt 62579	03	018	1690	9200	000000	000	37.21
063190	0002	12/14/2012	A	Coke Commission Jr High	03	018	1690	9200	000000	000	50.90
063190	0005	12/14/2012	A	Coke Commission Jr High	03	018	1690	9200	000000	000	15.80
RCPT CODE SUB-TOTAL:											154.75
FUND CODE SUB-TOTAL:											193.75

STATUS (STS) CODES:

A-RECEIPT B-REFUND OF RECEIPT V-VOID REFUND OF RECEIPT X-REDUCTION OF EXPENDITURE  
 C-APPROPRIATION OR BUDGET MODIFICATIONS D-EXPENSE/SUPPLIES DISTRIBUTION F-FUND TO FUND TRANSFER

TRANS NO	ITEM NO	TRANS DATE	STS	DESCRIPTION OR SOURCE	TI	FUND	RCPT	SPCC	SUBJ	OPU	TRANS AMOUNT
063213	0001	12/18/2012	A	Eastern School Store Revenue	03	018	1620	9300	000000	000	56.00
RCPT CODE SUB-TOTAL:											56.00
063183	0004	12/14/2012	A	Correct Coke comm Rcpt 62579	03	018	1690	9300	000000	000	35.61
063184	0002	12/14/2012	A	Correct Coke comm Rcpt 62579	03	018	1690	9300	000000	000	32.52
063184	0008	12/14/2012	A	Correct Coke comm Rcpt 62579	03	018	1690	9300	000000	000	36.14
063185	0003	12/14/2012	A	Correct Coke Comm Rcpt 62908	03	018	1690	9300	000000	000	19.81
063190	0004	12/14/2012	A	Coke Commission East	03	018	1690	9300	000000	000	0.00
RCPT CODE SUB-TOTAL:											124.08
FUND CODE SUB-TOTAL:											180.08
063206	0002	12/20/2012	A	Correct School Fees Receipt	03	018	1630	9400	000000	000	4.00
RCPT CODE SUB-TOTAL:											4.00
063183	0005	12/14/2012	A	Correct Coke comm Rcpt 62579	03	018	1690	9400	000000	000	35.61
RCPT CODE SUB-TOTAL:											35.61
FUND CODE SUB-TOTAL:											39.61
063125	0002	12/03/2012	A	Western Fees paid - Princ	03	018	1630	9500	000000	000	10.00
063131	0001	12/03/2012	A	Commission from school picture	03	018	1630	9500	000000	000	1,352.00
063247	0001	12/21/2012	A	CD's sold from 2nd gr program	03	018	1630	9500	000000	000	136.00
RCPT CODE SUB-TOTAL:											1,498.00
063183	0006	12/14/2012	A	Correct Coke comm Rcpt 62579	03	018	1690	9500	000000	000	35.61
063184	0007	12/14/2012	A	Correct Coke comm Rcpt 62579	03	018	1690	9500	000000	000	29.37
063190	0003	12/14/2012	A	Coke Commission Wester	03	018	1690	9500	000000	000	27.61
RCPT CODE SUB-TOTAL:											92.59
FUND CODE SUB-TOTAL:											1,590.59
063174	0003	12/12/2012	A	PTO Recycling-Central	03	019	1890	9121	000000	000	19.14
063210	0003	12/18/2012	A	PTO Recycling-Central	03	019	1890	9121	000000	000	11.76
RCPT CODE SUB-TOTAL:											30.90

STATUS (STS) CODES:

A-RECEIPT B-REFUND OF RECEIPT V-VOID REFUND OF RECEIPT X-REDUCTION OF EXPENDITURE  
 C-APPROPRIATION OR BUDGET MODIFICATIONS D-EXPENSE/SUPPLIES DISTRIBUTION F-FUND TO FUND TRANSFER

DATE: 01/04/2013  
TIME: 14:05

LEXINGTON LOCAL SCHOOLS  
TRANS. BY FUND/RCPT, ALL FUNDS  
DATES 12/01/2012 THRU 12/31/2012  
SORTED BY TRANSACTION DATE

PAGE: 8  
(RECELD)

TRANS NO	ITEM NO	TRANS DATE	STS	DESCRIPTION OR SOURCE	TI	FUND	RCPT	SPCC	SUBJ	QPU	TRANS AMOUNT
FUND CODE SUB-TOTAL:											30.90
063174	0001	12/12/2012	A	PTO Recycling-Eastern	03	019	1890	9122	000000	000	19.14
063210	0001	12/18/2012	A	PTO Recycling-Eastern	03	019	1890	9122	000000	000	11.76
RCPT CODE SUB-TOTAL:											30.90
FUND CODE SUB-TOTAL:											30.90
063174	0002	12/12/2012	A	PTO Recycling-Western	03	019	1890	9123	000000	000	19.14
063210	0002	12/18/2012	A	PTO Recycling-Western	03	019	1890	9123	000000	000	11.76
RCPT CODE SUB-TOTAL:											30.90
FUND CODE SUB-TOTAL:											30.90
063246	0002	12/31/2012	A	Richland Bank Dec Int. 024	03	024	1410	0000	000000	000	140.29
RCPT CODE SUB-TOTAL:											140.29
063134	0001	12/03/2012	A	Heck Nov Insurance Payment	03	024	1872	0000	000000	000	1,438.40
RCPT CODE SUB-TOTAL:											1,438.40
FUND CODE SUB-TOTAL:											1,578.69
063147	0001	12/05/2012	A	Key Club shirt sales	03	200	1620	9115	000000	000	60.00
RCPT CODE SUB-TOTAL:											60.00
FUND CODE SUB-TOTAL:											60.00
063137	0001	12/04/2012	A	Chess Club Dues	03	200	1630	9116	000000	000	29.00
RCPT CODE SUB-TOTAL:											29.00
FUND CODE SUB-TOTAL:											29.00

STATUS (STS) CODES:

A-RECEIPT B-REFUND OF RECEIPT V-VOID REFUND OF RECEIPT X-REDUCTION OF EXPENDITURE  
C-APPROPRIATION OR BUDGET MODIFICATIONS D-EXPENSE/SUPPLIES DISTRIBUTION F-FUND TO FUND TRANSFER

TRANS NO	ITEM NO	TRANS DATE	STS	DESCRIPTION OR SOURCE	TI	FUND	RCPT	SPCC	SUBJ	OPU	TRANS AMOUNT
063182	0001	12/13/2012	A	Yearbook sales	03	200	1620	9119	000000	000	55.00
063182	0002	12/13/2012	A	Yearbook Ad Sales	03	200	1620	9119	000000	000	715.00
063217	0001	12/19/2012	A	Yearbook Ad Sales	03	200	1620	9119	000000	000	855.00
RCPT CODE SUB-TOTAL:											1,625.00
FUND CODE SUB-TOTAL:											1,625.00
063203	0001	12/17/2012	A	Informed Teens Holiday Grams	03	200	1620	9611	000000	000	118.00
RCPT CODE SUB-TOTAL:											118.00
FUND CODE SUB-TOTAL:											118.00
063153	0001	12/06/2012	A	Fire & Ice Outfit	03	300	1630	9116	000000	000	77.57
063165	0001	12/10/2012	A	Fire & Ice Outfit	03	300	1630	9116	000000	000	75.57
RCPT CODE SUB-TOTAL:											153.14
FUND CODE SUB-TOTAL:											153.14
063161	0001	12/07/2012	A	Jr High PE Vending	03	300	1620	9206	000000	000	242.00
063220	0001	12/20/2012	A	Jr High PE Vending	03	300	1620	9206	000000	000	250.00
RCPT CODE SUB-TOTAL:											492.00
FUND CODE SUB-TOTAL:											492.00
063128	0001	12/03/2012	A	6th gr Boys' BB Admis 12/01	03	300	1610	9600	000000	000	216.00
063132	0001	12/03/2012	A	JV/Var Boys Adm 12/01	03	300	1610	9600	000000	000	1,389.00
063138	0001	12/04/2012	A	Jr High Boys BB Adm	03	300	1610	9600	000000	000	394.00
063154	0001	12/06/2012	A	Girls BB Game Adm 12/05	03	300	1610	9600	000000	000	178.00
063167	0001	12/10/2012	A	Var/JV Girls BB adm 12/06	03	300	1610	9600	000000	000	263.00
063169	0001	12/10/2012	A	Var/JV Boys BB adm 12/07	03	300	1610	9600	000000	000	1,716.00
063171	0001	12/11/2012	A	Girls BB admissions 12/10	03	300	1610	9600	000000	000	66.00
063186	0001	12/12/2012	A	Swim Admissions 12/11	03	300	1610	9600	000000	000	196.00
063187	0001	12/13/2012	A	Jr High Girls BB adm 12/12	03	300	1610	9600	000000	000	244.00
063188	0001	12/13/2012	A	Wrestling Meet 12/12	03	300	1610	9600	000000	000	534.00
063193	0001	12/17/2012	A	Swim Admiss 12/13	03	300	1610	9600	000000	000	142.00
063194	0001	12/17/2012	A	JV/Var Girls BB Adm 12/13	03	300	1610	9600	000000	000	354.00

STATUS (STS) CODES:

A-RECEIPT B-REFUND OF RECEIPT V-VOID REFUND OF RECEIPT X-REDUCTION OF EXPENDITURE  
 C-APPROPRIATION OR BUDGET MODIFICATIONS D-EXPENSE/SUPPLIES DISTRIBUTION F-FUND TO FUND TRANSFER

TRANS NO	ITEM NO	TRANS DATE	STS	DESCRIPTION OR SOURCE	TL	FUND	RCPT	SPEC	SUBJ	DFU	TRANS AMOUNT
063195	0001	12/17/2012	A	JV/Var Boys BB Adm 12/14	03	300	1610	9600	000000	000	1,666.00
063197	0001	12/17/2012	A	JV/Var Boys Adm 12/15	03	300	1610	9600	000000	000	1,050.00
063214	0001	12/18/2012	A	boys BB Adm 12/17	03	300	1610	9600	000000	000	252.00
063216	0001	12/19/2012	A	FR Boys BB Adm 12/18	03	300	1610	9600	000000	000	90.00
063222	0001	12/21/2012	A	Swim Meet Adm 12/20	03	300	1610	9600	000000	000	109.00
063223	0001	12/21/2012	A	Jr High Girls' BB adm 12/19	03	300	1610	9600	000000	000	176.00
063224	0001	12/21/2012	A	Girls BB Adm 12/20	03	300	1610	9600	000000	000	346.00
063227	0001	12/24/2012	A	Wrestling Quad Meet 12/22	03	300	1610	9600	000000	000	545.00
063228	0001	12/28/2012	A	FR Boys BB adm 12/27	03	300	1610	9600	000000	000	136.00
063229	0001	12/31/2012	A	JV/Var Girls BB Adm 12/28	03	300	1610	9600	000000	000	618.00
RCPT CODE SUB-TOTAL:											10,770.00
063169	0002	12/10/2012	A	Boys BB program sales	03	300	1620	9600	000000	000	150.00
063195	0002	12/17/2012	A	Boys BB Program sales 12/14	03	300	1620	9600	000000	000	160.00
063197	0002	12/17/2012	A	Boys BB Programs 12/15	03	300	1620	9600	000000	000	54.00
RCPT CODE SUB-TOTAL:											364.00
063148	0001	12/05/2012	A	Donation by Montz to Ath Dept	03	300	1690	9600	000000	000	100.00
063150	0001	12/05/2012	A	BB Season Passes/Tickets	03	300	1690	9600	000000	000	1,350.00
063189	0001	12/14/2012	A	Patron Donation - Secrist	03	300	1690	9600	000000	000	10.00
063191	0001	12/14/2012	A	BB Tickets & Winter Ath passes	03	300	1690	9600	000000	000	280.00
063195	0003	12/17/2012	A	WMFD Boyb BB 12/14	03	300	1690	9600	000000	000	200.00
063225	0001	12/21/2012	A	Bowling Green Swim Trip	03	300	1690	9600	000000	000	2,048.00
RCPT CODE SUB-TOTAL:											3,968.00
FUND CODE SUB-TOTAL:											15,122.00
063238	0001	12/24/2012	A	Rttt Revenue	03	506	4220	9012	000000	000	8,924.68
063239	0001	12/24/2012	A	Rttt Revenue	03	506	4220	9012	000000	000	8,924.68
RCPT CODE SUB-TOTAL:											0.00
FUND CODE SUB-TOTAL:											0.00
063240	0001	12/24/2012	A	Rttt Revenue	03	506	4220	9013	000000	000	8,924.68
RCPT CODE SUB-TOTAL:											8,924.68
FUND CODE SUB-TOTAL:											8,924.68

STATUS (STS) CODES:

A-RECEIPT B-REFUND OF RECEIPT V-VOID REFUND OF RECEIPT X-REDUCTION OF EXPENDITURE  
 C-APPROPRIATION OR BUDGET MODIFICATIONS D-EXPENSE/SUPPLIES DISTRIBUTION F-FUND TO FUND TRANSFER



TRANS NO	ITEM NO	TRANS DATE	STS	DESCRIPTION OR SOURCE	TI	FUND	RCPT	SPCC	SURJ	OPU	TRANS AMOUNT
063177	0001	12/04/2012	A	IDEA-B Revenue	03	516	4220	9013	000000	000	66,708.07
043241	0001	12/24/2012	A	IDEA-B Revenue	03	516	4220	9013	000000	000	22,535.38
RCPT CODE SUB-TOTAL:											89,243.45
FUND CODE SUB-TOTAL:											89,243.45
063243	0001	12/26/2012	A	Title I Revenue	03	572	4220	9013	000000	000	40,952.40
RCPT CODE SUB-TOTAL:											40,952.40
FUND CODE SUB-TOTAL:											40,952.40
063176	0001	12/03/2012	A	Title II-A Revenue	03	590	4220	9013	000000	000	5,078.96
063242	0001	12/26/2012	A	Title II-A Revenue	03	590	4220	9013	000000	000	5,883.43
RCPT CODE SUB-TOTAL:											10,962.39
FUND CODE SUB-TOTAL:											10,962.39
GRAND TOTAL:											953,033.47

STATUS (STS) CODES:

A-RECEIPT B-REFUND OF RECEIPT V-VOID REFUND OF RECEIPT X-REDUCTION OF EXPENDITURE  
 C-APPROPRIATION OR BUDGET MODIFICATIONS D-EXPENSE/SUPPLIES DISTRIBUTION F-FUND TO FUND TRANSFER