


LEXINGTON LOCAL SCHOOLS



FINANCIAL REPORT
FOR THE PERIOD ENDING
JULY 31, 2021

PREPARED BY
JASON WHITESEL, TREASURER

Gross Depository Balances:

Richland Bank MMA 5719	\$5,342,075.37
Richland Bank Sweep Acct 3520	\$1,522,539.76
Richland Bank General Acct 0580	\$300,575.00
Richland Bank Anthem Sweep 3523	\$1,115,254.12
Richland Bank EE Benefits 3180	\$0.00
Richland Bank Payroll Acct 9780	\$2,691.10
Richland Bank Athletic Acct 3280	\$5,640.00

Total Depository Balances (Gross) \$8,288,775.35

Adjustments to Bank Balance:

Cash in Transit to Bank	\$282.00
Outstanding Checks	(\$302,864.30)
Adjustments:	
Outstanding Vision Adjustment	(\$23.55)
Outstanding SERS Payment	\$3.00
Municipal Income Tax Deductions	(\$366.24)

Total Adjustments to Bank Balance (\$302,969.09)

Investments:

Treasury Bonds and Notes	\$33,418,360.22
Certificate of Deposits	\$3,221,000.00
Other Securities	\$0.00
Other Investments:	
Richland Bank MMA 5750	\$363,034.78
Richland Bank MMA R252	\$3,146,288.04
Richland Bank MMA/Savings R252	\$248,000.00
Commercial Paper R252	\$7,890,718.68

Total Investments \$48,287,401.72

Cash on Hand:

Petty Cash:	
Treasurer's Office	\$0.00
High School	\$0.00
Junior High School	\$0.00
Eastern, Central, Western	\$0.00
Change Cash:	
Athletic Change	\$0.00
Cafeteria Change	\$0.00
Junior High School	\$100.00
Cash with Fiscal Agent	\$0.00

Total Cash on Hand \$100.00

Total Balances \$56,273,307.98

James L. Whitford

July 01, 2021 through July 31, 2021

Account Name : Lexington Local SD Managing Agency

Account No : 5750

Summary Of Investment Holdings

Quantity	Description		Unit Value	Market Value	Tax Cost	Estimated Ann Inc	Yield To Mkt
<u>Money Markets - Taxable</u>							
363,034.78	Northern Instl Government Select Portfolio		1.0000	363,034.78	363,034.78	108.91	0.03%
Totals				363,034.78	363,034.78	108.91	0.03%
<u>Marketable CDs</u>							
200,000	Stearns Bank NA	1.950%	09/29/2021	100.3175	200,635.00	200,000.00	3,900.00 1.94%
200,000	Citibank NA	3.150%	10/26/2021	100.7591	201,518.20	200,000.00	6,300.00 3.13%
200,000	BMW Bank North America	3.050%	12/28/2021	101.2499	202,499.80	200,000.00	6,100.00 3.01%
100,000	Medallion Bank UT	3.050%	01/10/2022	101.3305	101,330.50	100,000.00	3,050.00 3.01%
150,000	TIAA FSB	2.850%	02/22/2022	101.5624	152,343.60	150,000.00	4,275.00 2.81%
200,000	Bridgewater Bank Bloom MN	1.900%	02/28/2022	101.0680	202,136.00	200,000.00	3,800.00 1.88%
200,000	Continental Bank UT	1.900%	06/22/2022	101.6334	203,266.80	200,000.00	3,800.00 1.87%
200,000	American Express Centurion	2.400%	09/12/2022	102.5197	205,039.40	200,000.00	4,800.00 2.34%
200,000	Discover Bank	2.250%	09/27/2022	102.4510	204,902.00	200,000.00	4,500.00 2.20%
200,000	Sallie Mae Bank SLC UT	2.500%	12/13/2022	103.1889	206,377.80	200,000.00	5,000.00 2.42%
25,000	State Bank of India NY	3.000%	03/06/2023	104.4457	26,111.43	25,000.00	750.00 2.87%
200,000	Comenity Capital Bank	2.700%	04/17/2023	104.2031	208,406.20	200,000.00	5,400.00 2.59%
150,000	Merrick Bank	2.050%	07/12/2023	103.4254	155,138.10	150,000.00	3,075.00 1.98%
200,000	Luana Savings Bank	0.200%	12/29/2023	99.4932	198,986.40	200,000.00	400.00 0.20%
100,000	Border State Bank	1.100%	03/27/2024	101.6573	101,657.30	100,000.00	1,100.00 1.08%
248,000	Live Oak Banking Company	1.250%	09/13/2024	102.0923	253,188.90	248,000.00	3,100.00 1.22%
248,000	JP Morgan Chase Bk N A	0.375%	12/31/2024	99.2394	246,113.71	248,000.00	930.00 0.38%
200,000	Industrial & Com Bank 0.3	0.350%	02/11/2025	99.0939	198,187.80	200,000.00	700.00 0.35%
Totals				3,267,838.94	3,221,000.00	60,980.00	1.87%
<u>U.S. Govt Agy-Exempt State</u>							
325,000	FFCB	0.300%	04/27/2022	100.1702	325,553.29	325,481.23	975.00 0.30%
250,000	FFCB	0.220%	09/08/2023	100.0013	250,003.19	249,862.50	550.00 0.22%

July 01, 2021 through July 31, 2021

Account Name : Lexington Local SD Managing Agency

Account No : 5750

Summary Of Investment Holdings

Quantity	Description			Unit Value	Market Value	Tax Cost	Estimated Ann Inc	Yield To Mkt
200,000	FHLB	0.220%	05/24/2024	99.7570	199,514.02	200,000.00	440.00	0.22%
200,000	FFCB	0.430%	10/15/2024	99.8567	199,713.41	200,000.00	860.00	0.43%
225,000	FHLMA 0.6500% 07/30/25	0.650%	07/30/2025	99.8824	224,735.43	224,887.50	1,462.50	0.65%
200,000	FHLB Federal Home Loan Banks Cons Bd 0.5 Dtd 03/10/21 Rate 0.5000% Mat 09/10/25	0.500%	09/10/2025	99.5816	199,163.18	200,000.00	1,000.00	0.50%
200,000	FHLB	0.500%	11/12/2025	99.4666	198,933.15	200,000.00	1,000.00	0.50%
200,000	FHLB	1.000%	03/30/2026	100.0524	200,104.73	200,000.00	2,000.00	1.00%
<i>Totals</i>					1,797,720.40	1,800,231.23	8,287.50	0.46%
<i>Grand Total</i>					5,428,594.12	5,384,266.01	69,376.41	1.28%

Gain or Loss amounts and transactions, as shown, may not reflect the amount to be used for income tax purposes.

July 01, 2021 through July 31, 2021

Account Name : Lexington Local SD Bond Acct Man Agcy

Account No : R252

Summary Of Investment Holdings

Quantity	Description		Unit Value	Market Value	Tax Cost	Estimated Ann Inc	Yield To Mkt	
<u>Money Markets - Taxable</u>								
3,146,288.04	Northern Instl Government Select Portfolio		1.0000	3,146,288.04	3,146,288.04	943.89	0.03%	
<i>Totals</i>				3,146,288.04	3,146,288.04	943.89	0.03%	
<u>Money Markets/Savings - Taxable</u>								
248,000	Park National Bank FDIC Account P250		1.0000	248,000.00	248,000.00	74.40	0.03%	
<i>Totals</i>				248,000.00	248,000.00	74.40	0.03%	
<u>U.S. Treasury Bills</u>								
10,000,000	US Treasury Bills	08/12/2021	99.9990	9,999,900.00	9,985,844.40	0.00	0.00%	
10,000,000	US Treasury Bills	10/07/2021	99.9913	9,999,130.00	9,987,361.10	0.00	0.00%	
10,000,000	US Treasury Bills	01/27/2022	99.9728	9,997,280.00	9,994,331.20	6,398.26	0.06%	
<i>Totals</i>				29,996,310.00	29,967,536.70	6,398.26	0.02%	
<u>Commercial Paper - Corporate</u>								
2,500,000	Banco De Credito E Com'l Pap	08/02/2021	99.4690	2,486,726.00	2,492,241.68	11,736.50	0.47%	
1,800,000	First Abu Dhabi Bk PJS Com'l	08/27/2021	99.9871	1,799,767.80	1,799,768.00	0.00	0.00%	
1,800,000	CNPC Finance Com'l Paper	09/21/2021	99.9493	1,799,087.00	1,799,087.00	3,960.01	0.22%	
1,800,000	Ind & Comm Bk China Com'l Pa Industrial And Comm Bk Of Cn 0 Dtd 12/25/20 Mat 09/22/21	09/22/2021	99.9700	1,799,460.00	1,799,622.00	1,619.86	0.09%	
<i>Totals</i>				7,885,040.80	7,890,718.68	17,316.37	0.22%	
<u>U.S. Govt Agy-Exempt State</u>								
1,250,000	FHLB .1	0.125%	10/15/2021	100.0045	1,250,056.64	1,250,000.00	1,562.50	0.12%
400,000	FFCB	0.300%	04/27/2022	100.1702	400,680.98	400,592.29	1,200.00	0.30%
<i>Totals</i>				1,650,737.62	1,650,592.29	2,762.50	0.17%	
<i>Grand Total</i>				42,926,376.46	42,903,135.71	27,495.42	0.06%	

Gain or Loss amounts and transactions, as shown, may not reflect the amount to be used for income tax purposes.

LEXINGTON LOCAL SCHOOLS
INVESTMENT REPORT FOR THE MONTH ENDING
JULY 31, 2021

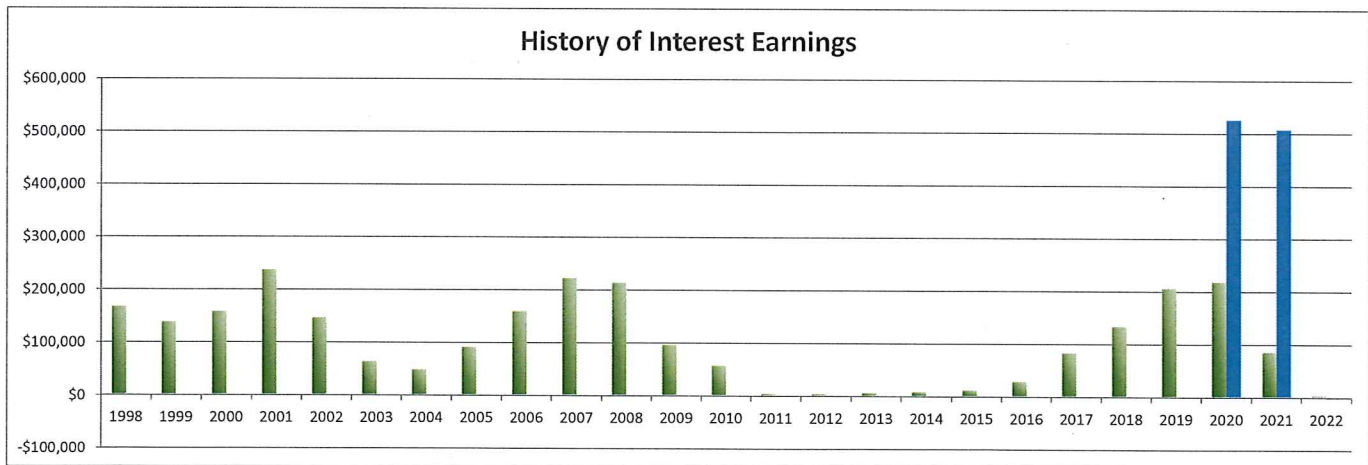
INTEREST EARNED:	THIS MONTH	FISCAL YEAR TO DATE
Richland Bank, General Sweep	\$45.54	\$45.54
Richland Bank, General MMA	\$294.83	\$294.83
Richland Bank, Anthem Sweep	\$21.53	\$21.53
Star Ohio	\$0.00	\$0.00
CDs, Bonds, and other investments	\$2,370.51	\$2,370.51
TOTAL INTEREST RECEIVED	\$2,732.41	\$2,732.41

INTEREST EARNED (LEX BOND ACCT)	THIS MONTH	FISCAL YEAR TO DATE
Richland Bank, General Sweep	\$0.00	\$0.00
Richland Bank, General MMA	\$0.00	\$0.00
Richland Bank, Anthem Sweep	\$0.00	\$0.00
Star Ohio	\$0.00	\$0.00
CDs, Bonds, and other investments	(\$1,476.91)	(\$1,476.91)
TOTAL INTEREST RECEIVED	(\$1,476.91)	(\$1,476.91)

History of Interest Earnings	Fiscal Year	Interest Earnings
	1998	\$ 167,057.52
	1999	\$ 138,113.69
	2000	\$ 157,991.72
	2001	\$ 236,839.79
	2002	\$ 146,052.34
	2003	\$ 63,712.36
	2004	\$ 47,970.95
	2005	\$ 90,719.94
	2006	\$ 158,724.51
	2007	\$ 221,998.86
	2008	\$ 213,660.34
	2009	\$ 95,639.63
	2010	\$ 56,860.22
	2011	\$ 3,001.78
	2012	\$ 3,090.00
	2013	\$ 5,758.97
	2014	\$ 8,349.92
	2015	\$ 11,765.22
	2016	\$ 28,300.22
	2017	\$ 83,194.26
	2018	\$ 133,582.49
	2019	\$ 205,588.68
	2020	\$ 218,228.66
	2021	\$ 85,117.81
FISCAL Year To Date	2022	\$2,732.41

Lex Bond Acct Interest Earnings	Fiscal Year	Interest Earnings
	2020	\$526,044.24
	2021	\$507,134.12
FISCAL Year To Date	2022	(\$1,476.91)

Total Interest Earnings 1998 to Present	\$ 2,584,052.29
--	------------------------



Reporting Period: July 2021 (FY 2022)

8/5/21 10:25 AM

As Of Period: 07/31/2021

LEXINGTON LOCAL SCHOOLS
Cash Summary Report

Full Account Code	Description	Initial Cash	MTD Received	FYTD Received	MTD Expended	FYTD Expended	Fund Balance
001-0000	GENERAL FUND	\$ 10,147,740.40	\$ 1,119,702.42	\$ 1,119,702.42	\$ 1,946,314.17	\$ 1,946,314.17	\$ 9,321,128.65
001-9412	GENERAL BUDGET RESERVE SET- ASIDE-1%/BWC	87,928.97	0.00	0.00	0.00	0.00	87,928.97
002-0000	BOND RETIREMENT FUND	1,769,698.68	86,541.51	86,541.51	2,106.88	2,106.88	1,854,133.31
003-0000	PERMANENT IMPROVEMENT FUND	467,930.96	17,594.37	17,594.37	111,961.35	111,961.35	373,563.98
004-0000	LFI BUILDING FUND	7,821,273.15	(252.26)	(252.26)	493,177.11	493,177.11	7,327,843.78
006-0000	FOOD SERVICE FUND	807.82	6,091.40	6,091.40	41,857.30	41,857.30	(34,958.08)
007-9100	LEXINGTON MINUTEMEN ACADEMIC SCHOLARSHIP FUND	132,671.74	29.35	29.35	0.00	0.00	132,701.09
007-9800	TERRY McCAMMON SCHOLARSHIP FUND	22,101.59	0.00	0.00	22,101.59	22,101.59	0.00
010-0000	CLASSROOM FACILITIES CONSTRUCTION FUND	36,954,926.07	(1,224.65)	(1,224.65)	1,378,409.49	1,378,409.49	35,575,291.93
018-9100	HIGH SCHOOL PRINCIPAL'S FUND	685.94	0.00	0.00	123.09	123.09	562.85
018-9101	HIGH SCHOOL FLOWER FUND	(6.00)	0.00	0.00	0.00	0.00	(6.00)
018-9200	JUNIOR HIGH PRINCIPAL'S FUND	6,017.45	0.00	0.00	0.00	0.00	6,017.45
018-9300	EASTERN PRINCIPAL'S FUND	1,387.24	0.00	0.00	0.00	0.00	1,387.24
018-9301	EASTERN ELEMENTARY BOOKFAIR/BOXTOPS FUND	3,604.36	0.00	0.00	0.00	0.00	3,604.36
018-9302	EASTERN ELEMENTARY MATH	1,036.52	0.00	0.00	0.00	0.00	1,036.52
018-9303	EASTERN RUN CLUB	496.73	0.00	0.00	0.00	0.00	496.73
018-9400	CENTRAL PRINCIPAL'S FUND	8,666.59	419.05	419.05	0.00	0.00	9,085.64
018-9401	CENTRAL ELEMENTARY BOOKFAIR FUND	4,751.51	0.00	0.00	0.00	0.00	4,751.51
018-9402	CENTRAL ELEMENTARY ART	1,941.37	0.00	0.00	0.00	0.00	1,941.37
018-9500	WESTERN PRINCIPAL'S FUND	19,135.19	0.00	0.00	1,303.30	1,303.30	17,831.89
018-9501	WESTERN ELEMENTARY BOOKFAIR/BOXTOPS FUND	4,292.97	0.00	0.00	0.00	0.00	4,292.97
018-9503	WESTERN ELEMENTARY ART	1,986.42	0.00	0.00	0.00	0.00	1,986.42
018-9901	JUNIOR HIGH TEACHER ADVISORY FUND	109.25	0.00	0.00	0.00	0.00	109.25
019-9001	ACADEMIC BOOSTERS GRANTS	769.07	0.00	0.00	0.00	0.00	769.07
019-9121	CENTRAL ELEMENTARY PTO GRANTS	1,755.76	4.51	4.51	0.00	0.00	1,760.27
019-9122	EASTERN ELEMENTARY PTO GRANTS	2,405.99	4.50	4.50	0.00	0.00	2,410.49
019-9123	WESTERN ELEMENTARY PTO GRANTS	3,143.82	4.50	4.50	0.00	0.00	3,148.32
019-9200	RICHLAND COUNTY FOUNDATION GRANT PLAYGROUND	200.00	0.00	0.00	0.00	0.00	200.00
019-9218	RICH CO FOUND-WRITE STUFF STEAM KIT	52.93	0.00	0.00	52.93	52.93	0.00
019-9221	RICH CO FOUND-SCIENCE DISCOVERY BINS	0.95	0.00	0.00	0.95	0.95	0.00
019-9222	RICH CO FOUND-ONE BIG HAPPY FAMILY	2.41	0.00	0.00	2.41	2.41	0.00
019-9224	RICH CO FOUND-STEM SNAP CIRCUITS	66.36	0.00	0.00	66.36	66.36	0.00
019-9301	RICH CO FOUND/SECO ROBOTICS	31.72	0.00	0.00	0.00	0.00	31.72

Reporting Period: July 2021 (FY 2022)
 As Of Period: 07/31/2021

8/5/21 10:25 AM

LEXINGTON LOCAL SCHOOLS
Cash Summary Report

Full Account Code	Description	Initial Cash	MTD Received	FYTD Received	MTD Expended	FYTD Expended	Fund Balance
	GRANT (HEIMANN)						
019-9302	RICH CO RETIRED TEACHERS ASSOC	\$ 150.00	\$ 0.00	\$ 0.00	\$ 0.00	\$ 0.00	\$ 150.00
022-9601	OHSAA TOURNAMENT AGENCY FUND	0.00	0.00	0.00	0.00	0.00	0.00
024-0000	EMPLOYEE BENEFITS FUND FOR MEDICAL/DENTAL	1,016,271.39	431,711.20	431,711.20	332,752.02	332,752.02	1,115,230.57
034-0000	OFCC PROJECT MAINTENANCE FUND	283,040.25	4,747.52	4,747.52	115.11	115.11	287,672.66
200-9101	HIGH SCHOOL ART CLUB	372.46	0.00	0.00	0.00	0.00	372.46
200-9102	HIGH SCHOOL DRAMA CLUB	24,669.34	0.00	0.00	0.00	0.00	24,669.34
200-9103	HIGH SCHOOL MATH CLUB	52.70	0.00	0.00	0.00	0.00	52.70
200-9104	HIGH SCHOOL LEADERSHIP COUNCIL	697.11	0.00	0.00	0.00	0.00	697.11
200-9105	HIGH SCHOOL FRENCH CLUB	364.75	0.00	0.00	0.00	0.00	364.75
200-9107	HIGH SCHOOL SPANISH CLUB	568.50	0.00	0.00	0.00	0.00	568.50
200-9108	HIGH SCHOOL LEO CLUB	2,052.62	0.00	0.00	0.00	0.00	2,052.62
200-9114	HIGH SCHOOL STUDENT COUNCIL FUND	3,259.95	0.00	0.00	0.00	0.00	3,259.95
200-9115	HIGH SCHOOL KEY CLUB	1,615.85	0.00	0.00	0.00	0.00	1,615.85
200-9116	HIGH SCHOOL CHESS CLUB	321.00	0.00	0.00	0.00	0.00	321.00
200-9119	HIGH SCHOOL YEARBOOK FUND	49,495.53	0.00	0.00	0.00	0.00	49,495.53
200-9120	HIGH SCHOOL JOURNALISM FUND	505.44	0.00	0.00	0.00	0.00	505.44
200-9121	HIGH SCHOOL NATIONAL HONOR SOCIETY	(50.85)	0.00	0.00	385.00	385.00	(435.85)
200-9201	JUNIOR HIGH ART CLUB	719.48	0.00	0.00	200.25	200.25	519.23
200-9204	JUNIOR HIGH STUDENT COUNCIL FUND	1,890.27	0.00	0.00	0.00	0.00	1,890.27
200-9205	JUNIOR HIGH LIBRARY CLUB	77.65	0.00	0.00	0.00	0.00	77.65
200-9301	EASTERN ELEMENTARY STUDENT ACTIVITY FUND	1,123.23	0.00	0.00	0.00	0.00	1,123.23
200-9302	EASTERN ELEMENTARY ROBOTICS FUND	575.16	0.00	0.00	0.00	0.00	575.16
200-9611	HIGH SCHOOL INFORMED TEENS FUND	903.63	0.00	0.00	0.00	0.00	903.63
200-9612	JUNIOR HIGH INFORMED TEENS FUND	820.72	0.00	0.00	0.00	0.00	820.72
300-9115	JAZZ BAND	1,512.61	0.00	0.00	0.00	0.00	1,512.61
300-9116	CHOIR	1,284.95	0.00	0.00	0.00	0.00	1,284.95
300-9206	JUNIOR HIGH PHYS ED DEPARTMENT FUND	3,222.36	0.00	0.00	0.00	0.00	3,222.36
300-9210	JR HIGH INSTRUMENTAL	41.03	0.00	0.00	0.00	0.00	41.03
300-9600	ATHLETIC FUND	3,443.05	19,130.00	19,130.00	3,975.13	3,975.13	18,597.92
300-9601	ATHLETIC CAPITAL FUND	77,000.00	4,000.00	4,000.00	0.00	0.00	81,000.00
300-9602	ORCHESTRA	63.22	0.00	0.00	0.00	0.00	63.22
300-9603	ELEMENTARY MUSIC	1,572.09	0.00	0.00	0.00	0.00	1,572.09
300-9605	BAND	232.95	0.00	0.00	0.00	0.00	232.95
451-9022	DATA COMMUNICATION FUND	0.00	0.00	0.00	0.00	0.00	0.00

Reporting Period: July 2021 (FY 2022)
 As Of Period: 07/31/2021

8/5/21 10:25 AM

LEXINGTON LOCAL SCHOOLS
Cash Summary Report

Full Account Code	Description	Initial Cash	MTD Received	FYTD Received	MTD Expended	FYTD Expended	Fund Balance
467-0000	STUDENT WELLNESS AND SUCCESS FUND	\$ 52,768.66	\$ 0.00	\$ 0.00	\$ 10,164.67	\$ 10,164.67	\$ 42,603.99
507-9022	ESSER ARP FUNDING	0.00	0.00	0.00	61,417.50	61,417.50	(61,417.50)
507-9921	ESSER II FUNDING	0.00	2,124.13	2,124.13	3,256.91	3,256.91	(1,132.78)
516-9021	IDEA-B SPECIAL EDUCATION FY21	(35,740.32)	39,390.54	39,390.54	3,898.14	3,898.14	(247.92)
516-9022	IDEA-B SPECIAL EDUCATION FY22	0.00	0.00	0.00	1,464.42	1,464.42	(1,464.42)
572-9021	TITLE I FY21	(14,278.32)	14,278.32	14,278.32	2,769.74	2,769.74	(2,769.74)
572-9022	TITLE I FY22	0.00	0.00	0.00	0.00	0.00	0.00
584-9022	TITLE IV FY22	0.00	0.00	0.00	1,345.00	1,345.00	(1,345.00)
587-9022	EARLY CHILDHOOD SPECIAL EDUCATION IDEA FY22	0.00	0.00	0.00	0.00	0.00	0.00
599-9921	RICHLAND COUNTY MOBILE HOT SPOT GRANT	614.96	0.00	0.00	614.96	614.96	0.00
Grand Total		\$ 58,948,847.35	\$ 1,744,296.41	\$ 1,744,296.41	\$ 4,419,835.78	\$ 4,419,835.78	\$ 56,273,307.98

5

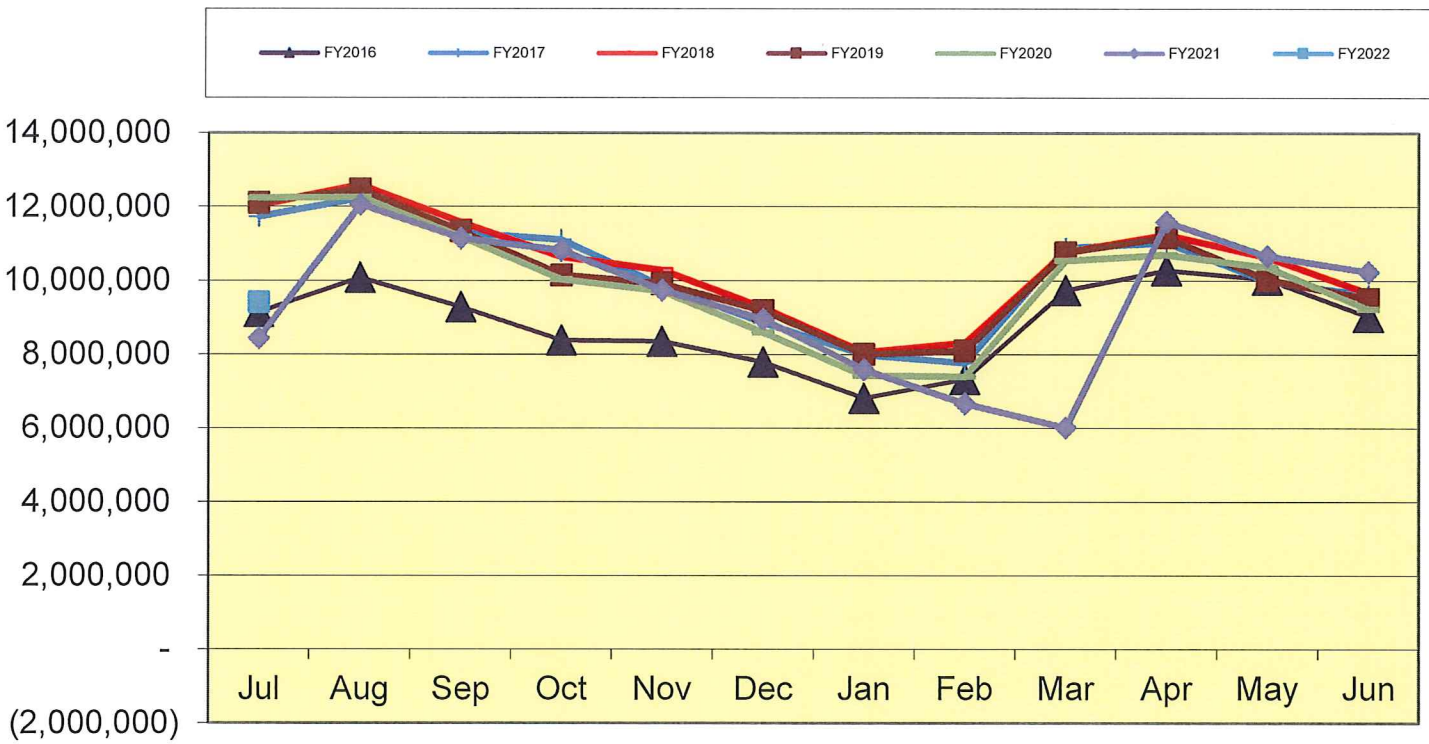
**LEXINGTON LOCAL SCHOOL DISTRICT
GENERAL FUND ONLY 2020-2021
SUMMARY OF RECEIPTS AND EXPENDITURES - FIVE YEAR FORECAST FORMAT**

LINE	7/31/2021	FISCAL YEAR TO DATE Estimate	FISCAL YEAR TO DATE Actual	VARIANCE Estimate vs. Actual	PERCENT of VARIANCE
LINE 7.010	BEGINNING CASH BALANCE		\$ 10,235,669		
REVENUES					
LINE 1.010	Real Estate Tax	\$ 282,000	\$ 282,565	\$565	0.20%
LINE 1.020	Personal Property Tax	\$ 44,000	\$ 44,625	\$625	1.42%
LINE 1.030	Income Tax	\$ -	\$ -	\$0	
LINE 1.035	State Funding	\$ 778,000	\$ 778,978	\$978	0.13%
LINE 1.040	Career Tech / Economic Disadv.	\$ 6,203	\$ 6,203	\$0	0.00%
LINE 1.050	Property Tax Allocation	\$ -	\$ -	\$0	#DIV/0!
LINE 1.060	Other Operating Revenue	\$ 5,300	\$ 5,331	\$31	0.58%
LINE 1.070	TOTAL REVENUE	\$ 1,115,503	\$ 1,117,702	\$2,199	0.20%
EXPENSES					
LINE 2.01	Proceeds from Notes	\$ -	\$ -	\$0	
LINE 2.04	Transfers In	\$ -	\$ -	\$0	
LINE 2.050	Advances In	\$ -	\$ -	\$0	#DIV/0!
LINE 2.060	Other Financing Sources	\$ 2,000	\$ 2,000	\$0	0.00%
LINE 2.070	TOTAL OTHER SOURCES	\$ 2,000	\$ 2,000	\$0	0.00%
LINE 2.080	TOTAL REVENUES & Sources	\$ 1,117,503	\$ 1,119,702	\$2,199	0.20%
LINE 3.010	Salaries	\$ 1,060,000	\$ 1,058,552	\$1,448	0.14%
LINE 3.020	Retirement and Benefits	\$ 550,000	\$ 548,932	\$1,068	0.19%
LINE 3.030	Purchased Services	\$ 242,000	\$ 241,561	\$439	0.18%
LINE 3.040	Supplies and Materials	\$ 63,000	\$ 62,665	\$335	0.53%
LINE 3.050	Capital Outlay and Equipment	\$ 1,500	\$ 1,096	\$404	26.93%
LINE 3.06	INTERGOVERNMENTAL	\$ -	\$ -	\$0	
LINE 4.020	DEBT SERVICE - Notes	\$ -	\$ -	\$0	
LINE 4.060	DEBT SERVICE - Interest charges	\$ -	\$ -	\$0	
LINE 4.300	Other Objects	\$ 35,000	\$ 33,508	\$1,492	4.26%
LINE 4.500	TOTAL EXPENDITURES	\$ 1,951,500	\$ 1,946,314	\$5,186	0.27%
LINE 5.00	TRANSFERS OUT	\$ -	\$ -	\$0	
LINE 5.02	ADVANCES OUT	\$ -	\$ -	\$0	
LINE 5.03	ALL OTHER USES	\$ -	\$ -	\$0	
LINE 5.040	TOTAL OTHER USES	\$ -	\$ -	\$0	
LINE 5.050	TOTAL EXPENDITURES & USES	\$ 1,951,500	\$ 1,946,314	\$5,186	0.27%
LINE 6.010	REVENUES OVER EXPENSES	\$ (833,997)	\$ (826,612)	\$7,385	
LINE 7.020	ENDING CASH BALANCE	\$ 9,401,672	\$ 9,409,057	\$7,385	
	Less Reserves	\$ (87,929)	\$ (87,929)	\$ -	
LINE 8.010	Less Outstanding Encumbrances	\$ (2,328,000)	\$ (2,328,001)	\$ (1)	0.00%
LINE 15.010	Unreserved Fund Balance	\$ 6,985,743	\$ 6,993,127	\$7,384	0.11%
	Salaries/Benefits as % of Revenue	Estimate 144.3%	Actual 143.8%	Benchmark Yr. End 80.1% or below	
	True Days Cash - Calendar Days on which can operate	111	111	90 or above optimal	

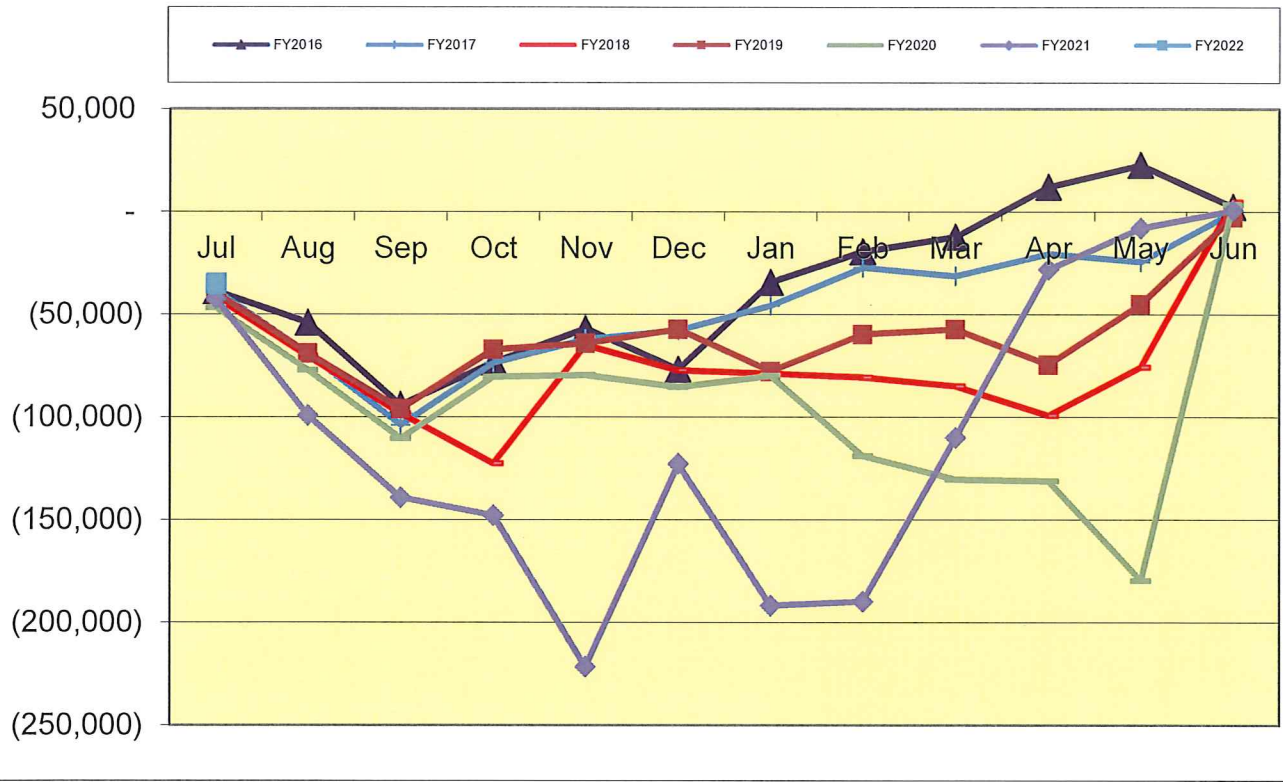
LEXINGTON LOCAL SCHOOLS
Spending Plan Summary

ODE Line Number	Monthly Estimate	Monthly Actual	Monthly Difference	FYDEstimate	FYDActual	FYTDifference
01.010 General Property (Real Estate)	\$ 282,000.00	\$ 282,564.94	\$ 564.94	\$ 282,000.00	\$ 282,564.94	\$ 564.94
01.020 Tangible Personal Property Tax	44,000.00	44,624.86	624.86	44,000.00	44,624.86	624.86
01.030 Income Tax	0.00	0.00	0.00	0.00	0.00	0.00
01.035 Unrestricted Grants-in-Aid	778,000.00	778,978.11	978.11	778,000.00	778,978.11	978.11
01.040 Restricted Grants-in-Aid	6,203.00	6,203.02	0.02	6,203.00	6,203.02	0.02
01.045 Restricted Federal Grants-in-Aid - SFSF	0.00	0.00	0.00	0.00	0.00	0.00
01.050 Property Tax Allocation	0.00	0.00	0.00	0.00	0.00	0.00
01.060 All Other Operating Revenue	5,300.00	5,331.49	31.49	5,300.00	5,331.49	31.49
01.070 Total Revenue	1,115,503.00	1,117,702.42	2,199.42	1,115,503.00	1,117,702.42	2,199.42
02.010 Proceeds from Sale of Notes	0.00	0.00	0.00	0.00	0.00	0.00
02.020 State Emergency Loans & Advancements (Approved)	0.00	0.00	0.00	0.00	0.00	0.00
02.040 Operating Transfers-In	0.00	0.00	0.00	0.00	0.00	0.00
02.050 Advances-In	0.00	0.00	0.00	0.00	0.00	0.00
02.060 All Other Financial Sources	2,000.00	2,000.00	0.00	2,000.00	2,000.00	0.00
02.070 Total Other Financing Sources	2,000.00	2,000.00	0.00	2,000.00	2,000.00	0.00
02.080 Total Revenues and Other Financing Sources	1,117,503.00	1,119,702.42	2,199.42	1,117,503.00	1,119,702.42	2,199.42
03.010 Personal Services	1,060,000.00	1,058,552.15	(1,447.85)	1,060,000.00	1,058,552.15	(1,447.85)
03.020 Employees' Retirement/Insurance Benefits	550,000.00	548,931.32	(1,068.68)	550,000.00	548,931.32	(1,068.68)
03.030 Purchased Services	242,000.00	241,561.00	(439.00)	242,000.00	241,561.00	(439.00)
03.040 Supplies and Materials	63,000.00	62,665.31	(334.69)	63,000.00	62,665.31	(334.69)
03.050 Capital Outlay	1,500.00	1,096.18	(403.82)	1,500.00	1,096.18	(403.82)
03.060 Intergovernmental	0.00	0.00	0.00	0.00	0.00	0.00
04.010 Debt Service: All Principal (Historical)	0.00	0.00	0.00	0.00	0.00	0.00
04.020 Debt Service: Principal-Notes	0.00	0.00	0.00	0.00	0.00	0.00
04.030 Debt Service: Principal - State Loans	0.00	0.00	0.00	0.00	0.00	0.00
04.040 Debt Service: Principal - State Advancements	0.00	0.00	0.00	0.00	0.00	0.00
04.050 Debt Service: Principal - HB 264 Loans	0.00	0.00	0.00	0.00	0.00	0.00
04.055 Debt Service: Principal - Other	0.00	0.00	0.00	0.00	0.00	0.00
04.060 Debt Service: Interest and Fiscal Charges	0.00	0.00	0.00	0.00	0.00	0.00
04.300 Other Objects	35,000.00	33,508.21	(1,491.79)	35,000.00	33,508.21	(1,491.79)
04.500 Total Expenditures	1,951,500.00	1,946,314.17	(5,185.83)	1,951,500.00	1,946,314.17	(5,185.83)
05.010 Operational Transfers - Out	0.00	0.00	0.00	0.00	0.00	0.00
05.020 Advances - Out	0.00	0.00	0.00	0.00	0.00	0.00
05.030 All Other Financing Uses	0.00	0.00	0.00	0.00	0.00	0.00
05.040 Total Other Financing Uses	0.00	0.00	0.00	0.00	0.00	0.00
05.050 Total Expenditure and Other Financing Uses	1,951,500.00	1,946,314.17	(5,185.83)	1,951,500.00	1,946,314.17	(5,185.83)
06.010 Excess Rev & Oth Financing Sources over(under) Exp & Oth F	(833,997.00)	(826,611.75)	7,385.25	(833,997.00)	(826,611.75)	7,385.25
07.010 Cash Balance-July1 -Excluding Proposed Renew/Replace & New	10,235,669.00	10,235,669.37	0.37	10,235,669.00	10,235,669.37	0.37
07.020 Cash Balance June 30	9,401,672.00	9,409,057.62	7,385.62	9,401,672.00	9,409,057.62	7,385.62
08.010 Estimated Encumbrances June 30	2,328,000.00	2,328,000.64	0.64	2,328,000.00	2,328,000.64	0.64

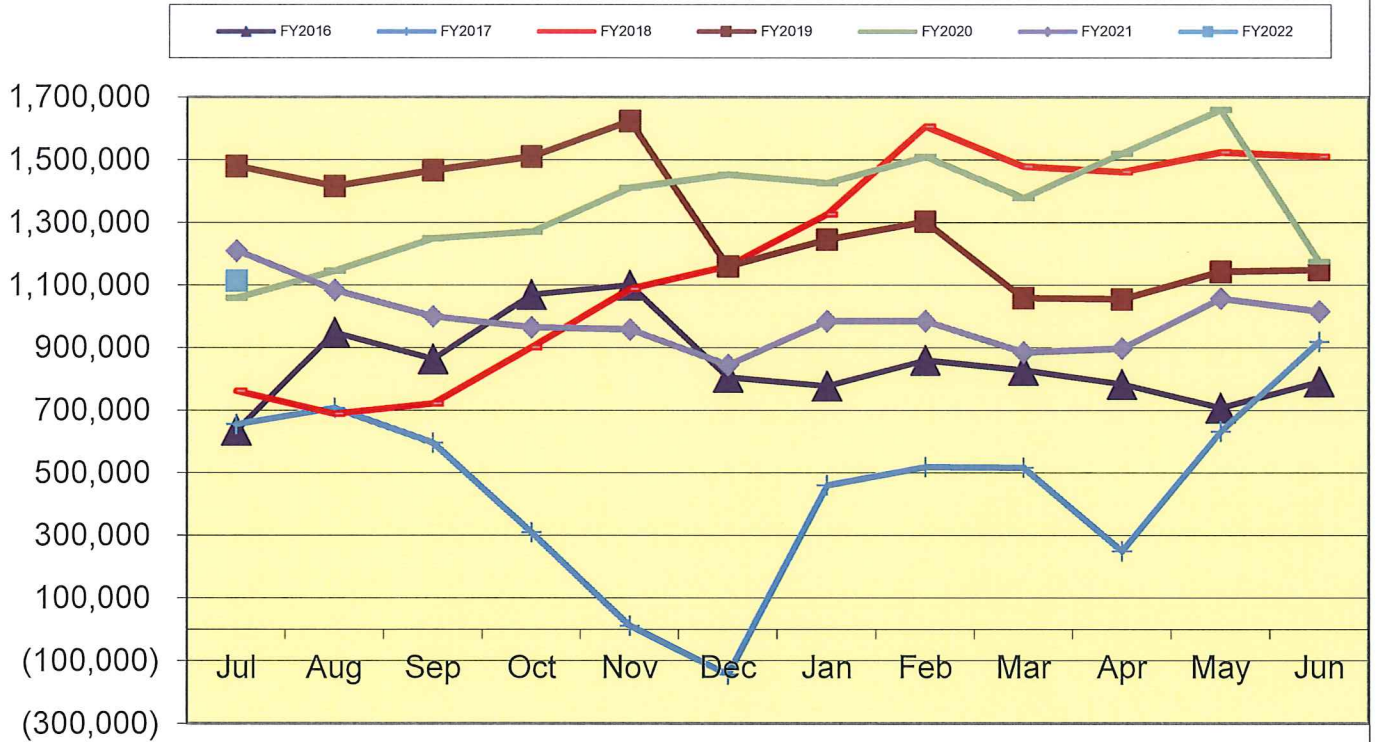
Lexington Local Schools General Fund Cash Balance



Lexington Local Schools Food Service Fund Cash Balance



Lexington Local Schools Employee Benefits Fund Cash Balance



Lexington Local Schools

**Permanent Improvement Fund
7/31/2021**

	Budgeted Amount	Actual Fiscal Year Expended	Current Encumbrances	Expenses / Encumbrances Over/Under Estimate	Remaining Estimated PI Project Costs
Instruction and Administration					
Central Elementary Equipment/Materials	\$ 6,819.43	\$ -	\$ 6,373.65	\$445.78	\$445.78
Maintenance					
New Maintenance Garage	\$ 700,000.00	\$ -	\$ -	\$700,000.00	\$700,000.00
Maintenance Tractor w/Dump Bed Kit	\$ 11,391.00	\$ -	\$ 11,391.00	\$0.00	\$0.00
Transportation					
New bus	\$ 101,859.00	\$ 101,859.00	\$ -	\$0.00	\$0.00
Bus Fuel Tank Removal and Installation	\$ 40,000.00	\$ -	\$ 40,000.00	\$0.00	\$0.00
Technology					
Computers, servers, tech equip., etc.	\$ 100,000.00	\$ -	\$ 9,383.00	\$90,617.00	\$90,617.00
Food Service					
Food Service Equipment	\$ 2,834.82	\$ -	\$ 2,834.82	\$0.00	\$0.00
Athletics and Student Activities					
HS Athletics Equipment	\$ 79,882.00	\$ 9,637.50	\$ 17,083.71	\$53,160.79	\$53,160.79
Fees					
Tax Collection Fees	\$ 14,500.00	\$ 464.85	\$ -	\$14,035.15	\$14,035.15
Totals					
	\$ 1,057,286.25	\$ 111,961.35	\$ 87,066.18	\$858,258.72	\$858,258.72
Total Budgeted	\$ 1,057,286.25				
Actual Cash Balance 7/1/21	\$ 467,930.96				
Revenues FY22 - Taxes from levy	\$ 17,594.37				
Expenditures FY22	\$ (111,961.35)				
Current Cash Balance	\$373,563.98				
Current Encumbrances	\$ (87,066.18)				
Available Balance	\$286,497.80				
Remaining Estimated Revenues FY22 - Taxes from levy	\$ 700,000.00				
Less: Remaining Estimated PI Project Costs	(\$858,258.72)				
Estimated 6/30/21 Carryover	\$ 128,239.08				

Lexington Local Schools

Food Service Fund 2021-22 vs. 2020-2021 vs. 2019-2020

							Beginning Balance 7/1/21	\$	808
2020-2021 Through 7/31/21									
<i>Revenues</i>	District-Wide	High School	Junior High	Eastern	Central	Western			Total
Student Type A, Ezpay, Misc	\$ -	\$ -	\$ 25	\$ 22	\$ -	\$ -			\$ 47
Student Break, Milk & A La Carte	\$ -	\$ -	\$ -	\$ -	\$ -	\$ -			\$ -
Adult & Misc revenues	\$ -	\$ -	\$ -	\$ -	\$ -	\$ -			\$ -
State Reimb	\$ -	\$ -	\$ -	\$ -	\$ -	\$ -			\$ -
Federal Reimb	\$ -	\$ -	\$ -	\$ 2,015	\$ 2,015	\$ 2,015			\$ 6,045
Transfer In	\$ -	\$ -	\$ -	\$ -	\$ -	\$ -			\$ -
Total Revenues	\$ -	\$ -	\$ 25	\$ 2,037	\$ 2,015	\$ 2,015			\$ 6,092
<i>Expenses</i>									
Wages	\$ 4,220	\$ 9,017	\$ 3,139	\$ 3,172	\$ 2,884	\$ 2,962			\$ 25,394
Severance	\$ -	\$ -	\$ -	\$ -	\$ -	\$ -			\$ -
Retirement	\$ 1,013	\$ 1,262	\$ 439	\$ 444	\$ 404	\$ 415			\$ 3,977
Medical	\$ 1,801	\$ 4,382	\$ 690	\$ 3,002	\$ 690	\$ -			\$ 10,565
Life, Dent, MC, WC	\$ 118	\$ 286	\$ 160	\$ 128	\$ 86	\$ 38			\$ 816
Purch Serv, Repairs, Phone, Post:	\$ -	\$ 107	\$ -	\$ -	\$ -	\$ -			\$ 107
Supplies	\$ 584	\$ -	\$ -	\$ 415	\$ -	\$ -			\$ 999
Food Costs	\$ -	\$ -	\$ -	\$ -	\$ -	\$ -			\$ -
Equipment	\$ -	\$ -	\$ -	\$ -	\$ -	\$ -			\$ -
Other Costs	\$ -	\$ -	\$ -	\$ -	\$ -	\$ -			\$ -
Total Expenses	\$ 7,736	\$ 15,054	\$ 4,428	\$ 7,161	\$ 4,064	\$ 3,415			\$ 41,858
Net Gain (Loss)	\$ (7,736)	\$ (15,054)	\$ (4,403)	\$ (5,124)	\$ (2,049)	\$ (1,400)			\$ (35,766)
							Ending Cash Balance 7/31/21	\$	(34,958)

							Beginning Balance 7/1/20	\$	3,725
2019-2020 Through 7/31/20									
<i>Revenues</i>	District-Wide	High School	Junior High	Eastern	Central	Western			Total
Student Type A, Ezpay, Misc	\$ -	\$ -	\$ -	\$ -	\$ -	\$ -			\$ -
Student Break, Milk & A La Carte	\$ -	\$ -	\$ -	\$ -	\$ -	\$ -			\$ -
Adult & Misc revenues	\$ -	\$ -	\$ -	\$ -	\$ -	\$ -			\$ -
State Reimb	\$ -	\$ -	\$ -	\$ -	\$ -	\$ -			\$ -
Federal Reimb	\$ -	\$ -	\$ -	\$ -	\$ -	\$ -			\$ -
Transfer In	\$ -	\$ -	\$ -	\$ -	\$ -	\$ -			\$ -
Total Revenues	\$ -	\$ -	\$ -	\$ -	\$ -	\$ -			\$ -
<i>Expenses</i>									
Wages	\$ 4,137	\$ 8,655	\$ 4,858	\$ 3,018	\$ 2,827	\$ 2,856			\$ 26,351
Severance	\$ -	\$ -	\$ -	\$ -	\$ -	\$ -			\$ -
Retirement	\$ 993	\$ 1,212	\$ 680	\$ 422	\$ 396	\$ 400			\$ 4,103
Medical	\$ 1,801	\$ 4,382	\$ 1,380	\$ 3,002	\$ 1,691	\$ -			\$ 12,256
Life, Dent, MC, WC	\$ 116	\$ 281	\$ 202	\$ 125	\$ 73	\$ 37			\$ 834
Purch Serv, Repairs, Phone, Post:	\$ 661	\$ 430	\$ 355	\$ 320	\$ 320	\$ 320			\$ 2,406
Supplies	\$ -	\$ -	\$ -	\$ -	\$ -	\$ -			\$ -
Food Costs	\$ -	\$ -	\$ -	\$ -	\$ -	\$ -			\$ -
Equipment	\$ -	\$ -	\$ -	\$ -	\$ -	\$ -			\$ -
Other Costs	\$ -	\$ -	\$ -	\$ -	\$ -	\$ -			\$ -
Total Expenses	\$ 7,708	\$ 14,960	\$ 7,475	\$ 6,887	\$ 5,307	\$ 3,613			\$ 45,950
Net Gain (Loss)	\$ (7,708)	\$ (14,960)	\$ (7,475)	\$ (6,887)	\$ (5,307)	\$ (3,613)			\$ (45,950)
							Ending Cash Balance 7/31/20	\$	(42,225)

							Beginning Balance 7/1/19	\$	(2,391)
2019-2020 Through 7/31/19									
<i>Revenues</i>	District-Wide	High School	Junior High	Eastern	Central	Western			Total
Student Type A, Ezpay, Misc	\$ -	\$ -	\$ -	\$ -	\$ -	\$ -			\$ -
Student Break, Milk & A La Carte	\$ -	\$ -	\$ -	\$ -	\$ -	\$ -			\$ -
Adult & Misc revenues	\$ -	\$ -	\$ -	\$ -	\$ -	\$ -			\$ -
State Reimb	\$ -	\$ -	\$ -	\$ -	\$ -	\$ -			\$ -
Federal Reimb	\$ -	\$ -	\$ -	\$ -	\$ -	\$ -			\$ -
Transfer In	\$ -	\$ -	\$ -	\$ -	\$ -	\$ -			\$ -
Total Revenues	\$ -	\$ -	\$ -	\$ -	\$ -	\$ -			\$ -
<i>Expenses</i>									
Wages	\$ 4,056	\$ 8,486	\$ 4,692	\$ 2,959	\$ 2,771	\$ 2,800			\$ 25,764
Severance	\$ -	\$ -	\$ -	\$ -	\$ -	\$ -			\$ -
Retirement	\$ 974	\$ 1,188	\$ 657	\$ 414	\$ 388	\$ 392			\$ 4,013
Medical	\$ 2,448	\$ 3,629	\$ 1,356	\$ 2,951	\$ 678	\$ -			\$ 11,062
Life, Dent, MC, WC	\$ 112	\$ 269	\$ 190	\$ 119	\$ 84	\$ 36			\$ 810
Purch Serv, Repairs, Phone, Post:	\$ 646	\$ 575	\$ 355	\$ 320	\$ 320	\$ 320			\$ 2,536
Supplies	\$ -	\$ -	\$ -	\$ -	\$ -	\$ -			\$ -
Food Costs	\$ -	\$ -	\$ -	\$ -	\$ -	\$ -			\$ -
Equipment	\$ -	\$ -	\$ -	\$ -	\$ -	\$ -			\$ -
Other Costs	\$ -	\$ -	\$ -	\$ -	\$ -	\$ -			\$ -
Total Expenses	\$ 8,236	\$ 14,147	\$ 7,250	\$ 6,763	\$ 4,241	\$ 3,548			\$ 44,185
Net Gain (Loss)	\$ (8,236)	\$ (14,147)	\$ (7,250)	\$ (6,763)	\$ (4,241)	\$ (3,548)			\$ (44,185)
							Ending Cash Balance 7/31/19	\$	(46,576)

Start Date: 7/1/2021

End Date: 7/31/2021

LEXINGTON LOCAL SCHOOLS Disbursement Summary Report

Reference Number	Check Number	Type	Date	Name	Vendor #	Status	Reconcile Date	Void Date	Amount
38139	0	PAYROLL	7/2/2021	LEXINGTON LOCAL SCHOOLS		RECONCILED	7/2/2021		\$ 558,095.50
38140	0	PAYROLL	7/20/2021	LEXINGTON LOCAL SCHOOLS		RECONCILED	7/20/2021		535,520.21
38112	90080	ACCOUNTS_P AYABLE	7/8/2021	RICHLAND COUNTY DEPARTMEN T OF	9866	RECONCILED	7/9/2021		746.75
38113	90081	ACCOUNTS_P AYABLE	7/8/2021	POST MASTER	918	RECONCILED	7/14/2021		647.60
38114	90082	ACCOUNTS_P AYABLE	7/9/2021	AMERICAN EXPRESS	10314	RECONCILED	7/13/2021		1,595.99
38123	90083	ACCOUNTS_P AYABLE	7/9/2021	CAROLINA BIOLOGICAL SUPPLY CO.	171	RECONCILED	7/13/2021		23.46
38129	90084	ACCOUNTS_P AYABLE	7/9/2021	TRANSPORTA TION ACCESSORIE S CO.	819	RECONCILED	7/20/2021		2,193.30
38118	90085	ACCOUNTS_P AYABLE	7/9/2021	CHARLES RITTER CO.	907	RECONCILED	7/12/2021		4.98
38131	90086	ACCOUNTS_P AYABLE	7/9/2021	AWARDSMIT H	1370	RECONCILED	7/19/2021		60.00
38137	90087	ACCOUNTS_P AYABLE	7/9/2021	VARSITY SPIRIT FASHIONS	1441	RECONCILED	7/15/2021		5,708.85
38136	90088	ACCOUNTS_P AYABLE	7/9/2021	WAL-MART	3469	RECONCILED	7/13/2021		30.84
38117	90089	ACCOUNTS_P AYABLE	7/9/2021	LAURIE BAZLEY	3929	RECONCILED	7/20/2021		104.44
38122	90090	ACCOUNTS_P AYABLE	7/9/2021	OASBO	5406	RECONCILED	7/20/2021		758.00
38121	90091	ACCOUNTS_P AYABLE	7/9/2021	CALLAHAN DOOR SALES	5579	RECONCILED	7/15/2021		345.00
38128	90092	ACCOUNTS_P AYABLE	7/9/2021	CARDINAL BUS SALES & SERVICE	6515	RECONCILED	7/13/2021		1,779.19
38119	90093	ACCOUNTS_P AYABLE	7/9/2021	ANNETTE RUSH	7536	OUTSTANDIN G			50.00
38120	90094	ACCOUNTS_P AYABLE	7/9/2021	TRUCK SALES & SERVICE, INC.	8892	RECONCILED	7/14/2021		3,626.74
38125	90095	ACCOUNTS_P AYABLE	7/9/2021	OAEP	9251	OUTSTANDIN G			50.00
38135	90096	ACCOUNTS_P AYABLE	7/9/2021	OHIO HEALTH CONSORTIU M	10192	RECONCILED	7/12/2021		171.00
38127	90097	ACCOUNTS_P AYABLE	7/9/2021	ELIZABETH A. RIEGEL	10733	RECONCILED	7/14/2021		250.00
38116	90098	ACCOUNTS_P AYABLE	7/9/2021	BRICKER & ECKLER LLP	10997	RECONCILED	7/14/2021		923.80
38115	90099	ACCOUNTS_P AYABLE	7/9/2021	KIMBALL MIDWEST	11066	RECONCILED	7/13/2021		750.05
38126	90100	ACCOUNTS_P AYABLE	7/9/2021	GALION COMMUNITY HOSPITAL	12104	RECONCILED	7/14/2021		1,595.00
38132	90101	ACCOUNTS_P AYABLE	7/9/2021	JAMES HAYES	13087	RECONCILED	7/12/2021		564.42
38133	90102	ACCOUNTS_P AYABLE	7/9/2021	OHIO ALLIANCE OF YMCA'S	13132	OUTSTANDIN G			1,225.00
38134	90103	ACCOUNTS_P	7/9/2021	EJ THERAPY	13137	RECONCILED	7/21/2021		97.50

LEXINGTON LOCAL SCHOOLS Disbursement Summary Report

Reference Number	Check Number	Type	Date	Name	Vendor #	Status	Reconcile Date	Void Date	Amount
38130	90104	AYABLE ACCOUNTS_P	7/9/2021	INC STOODT'S	13591	RECONCILED	7/13/2021		\$ 123.09
38124	90105	AYABLE ACCOUNTS_P	7/9/2021	FRESH MARKET SEAN	13657	RECONCILED	7/16/2021		250.00
38138	90106	AYABLE ACCOUNTS_P	7/13/2021	PICQUET POST	918	RECONCILED	7/19/2021		1,155.00
38164	90107	AYABLE ACCOUNTS_P	7/16/2021	MASTER MID-OHIO	69	RECONCILED	7/20/2021		76.00
38142	90108	AYABLE ACCOUNTS_P	7/16/2021	ED. SERVICE CENTER TRANSPORTA	819	RECONCILED	7/22/2021		731.89
38149	90109	AYABLE ACCOUNTS_P	7/16/2021	TION ACCESSORIE S CO. TREASURER	5996	RECONCILED	7/23/2021		523.00
38147	90110	AYABLE ACCOUNTS_P	7/16/2021	STATE OF OHIO CARDINAL	6515	RECONCILED	7/22/2021		2,095.34
38159	90111	AYABLE ACCOUNTS_P	7/16/2021	BUS SALES & SERVICE TRUCK	8892	RECONCILED	7/20/2021		1,196.01
38153	90112	AYABLE ACCOUNTS_P	7/16/2021	SALES & SERVICE, INC. COLE	9752	RECONCILED	7/21/2021		263.63
38156	90113	AYABLE ACCOUNTS_P	7/16/2021	DISTRIBUTIN G QUENCH	9919	RECONCILED	7/21/2021		41.10
38157	90114	AYABLE ACCOUNTS_P	7/16/2021	USA INC AUSTIN	10372	RECONCILED	7/27/2021		510.00
38155	90115	AYABLE ACCOUNTS_P	7/16/2021	JAVUREK SMETZ'S	10453	RECONCILED	7/23/2021		2,487.80
38144	90116	AYABLE ACCOUNTS_P	7/16/2021	TIRE SERVICE CENTER HYLANT	10942	OUTSTANDIN			77,803.00
38146	90117	AYABLE ACCOUNTS_P	7/16/2021	ADMINISTRA TIVE SERVICES HEALTHCAR	11018	RECONCILED	7/21/2021		34.35
38158	90118	AYABLE ACCOUNTS_P	7/16/2021	E BILLING SERVICES KIMBALL	11066	RECONCILED	7/20/2021		555.87
38151	90119	AYABLE ACCOUNTS_P	7/16/2021	MIDWEST ALLERTON	11155	RECONCILED	7/27/2021		12,500.00
38154	90120	AYABLE ACCOUNTS_P	7/16/2021	HILL CONSULTIN G NOVA LUNA	11942	RECONCILED	7/20/2021		972.00
38148	90121	AYABLE ACCOUNTS_P	7/16/2021	EDUC & CONSULTIN G GALION	12104	RECONCILED	7/21/2021		115.00
38143	90122	AYABLE ACCOUNTS_P	7/16/2021	COMMUNITY HOSPITAL SC	12178	RECONCILED	7/27/2021		7,671.48
38161	90123	AYABLE ACCOUNTS_P	7/16/2021	STRATEGIC SOLUTIONS LLC STEPHANIE	13025	OUTSTANDIN			199.00
38141	90124	AYABLE ACCOUNTS_P	7/16/2021	COFFMAN G JAMES	13087	RECONCILED	7/22/2021		582.21
38150	90125	AYABLE ACCOUNTS_P	7/16/2021	HAYES AMANDA	13224	RECONCILED	7/20/2021		150.00
				BADERTSCH					

Start Date: 7/1/2021

End Date: 7/31/2021

LEXINGTON LOCAL SCHOOLS

Disbursement Summary Report

Reference Number	Check Number	Type	Date	Name	Vendor #	Status	Reconcile Date	Void Date	Amount
38160	90126	ACCOUNTS_P AYABLE	7/16/2021	ER NEOLA, INC	13432	RECONCILED	7/28/2021		\$ 1,295.00
38152	90127	ACCOUNTS_P AYABLE	7/16/2021	THEN DESIGN ARCHITECTU RE LTD	13501	RECONCILED	7/20/2021		53,739.84
38145	90128	ACCOUNTS_P AYABLE	7/16/2021	AMAZON CAPITAL SERVICES	13575	RECONCILED	7/21/2021		99.99
38163	90129	ACCOUNTS_P AYABLE	7/16/2021	ASHLEY N MCLAUGHLI N	13599	RECONCILED	7/22/2021		150.00
38162	90130	ACCOUNTS_P AYABLE	7/16/2021	AMERICAN FIREWORKS COMPANY	13633	RECONCILED	7/23/2021		3,000.00
38174	90131	ACCOUNTS_P AYABLE	7/20/2021	ADVANCED KEY & LOCK SHOP	10296	RECONCILED	7/26/2021		21.57
38177	90132	ACCOUNTS_P AYABLE	7/20/2021	AMAZON CAPITAL SERVICES	13575	RECONCILED	7/27/2021		239.52
38170	90133	ACCOUNTS_P AYABLE	7/20/2021	BAKER VEHICLE SYSTEMS, INC.	6088	RECONCILED	7/26/2021		699.67
38187	90134	ACCOUNTS_P AYABLE	7/20/2021	BRIDGEWAY ACADEMY	11513	RECONCILED	7/29/2021		1,285.00
38188	90135	ACCOUNTS_P AYABLE	7/20/2021	CBIZ BENEFITS & INSURANCE	8780	RECONCILED	7/26/2021		2,750.00
38199	90136	ACCOUNTS_P AYABLE	7/20/2021	CHRIS' EXCAVATING	13204	RECONCILED	7/22/2021		540.00
38198	90137	ACCOUNTS_P AYABLE	7/20/2021	CLEARWATE R SYSTEMS	6230	RECONCILED	7/27/2021		29.90
38182	90138	ACCOUNTS_P AYABLE	7/20/2021	COLE DISTRIBUTIN G	9752	RECONCILED	7/26/2021		474.53
38178	90139	ACCOUNTS_P AYABLE	7/20/2021	COLUMBIA GAS	11662	RECONCILED	7/27/2021		1,690.14
38193	90140	ACCOUNTS_P AYABLE	7/20/2021	ELIZABETH A. RIEGEL	10733	RECONCILED	7/27/2021		150.00
38185	90141	ACCOUNTS_P AYABLE	7/20/2021	FAMOUS ENTERPRISE S, INC	11498	RECONCILED	7/27/2021		176.70
38200	90142	ACCOUNTS_P AYABLE	7/20/2021	HD SUPPLY FACILITIES	6504	OUTSTANDIN G			131.31
38179	90143	ACCOUNTS_P AYABLE	7/20/2021	HILLYARD OHIO	13569	RECONCILED	7/27/2021		74.46
38184	90144	ACCOUNTS_P AYABLE	7/20/2021	JAMES HAYES	13087	RECONCILED	7/26/2021		582.21
38195	90145	ACCOUNTS_P AYABLE	7/20/2021	KELL ACE HARDWARE	8329	OUTSTANDIN G			330.98
38190	90146	ACCOUNTS_P AYABLE	7/20/2021	KYLE KURTZ	13465	RECONCILED	7/26/2021		750.00
38181	90147	ACCOUNTS_P AYABLE	7/20/2021	LESCH BATTERY & POWER	9943	RECONCILED	7/23/2021		384.74
38194	90148	ACCOUNTS_P AYABLE	7/20/2021	MENARDS	10810	RECONCILED	7/27/2021		764.64
38186	90149	ACCOUNTS_P AYABLE	7/20/2021	NETWORK SERVICES COMPANY	10101	RECONCILED	7/26/2021		79.52
38196	90150	ACCOUNTS_P AYABLE	7/20/2021	PEPPLE & WAGGONER, LTD.	5883	RECONCILED	7/23/2021		7,422.00

Start Date: 7/1/2021

End Date: 7/31/2021

LEXINGTON LOCAL SCHOOLS

Disbursement Summary Report

Reference Number	Check Number	Type	Date	Name	Vendor #	Status	Reconcile Date	Void Date	Amount
38197	90151	ACCOUNTS_P AYABLE	7/20/2021	RENWICK, WELSH & BURTON	933	RECONCILED	7/26/2021		\$ 3,020.00
38173	90152	ACCOUNTS_P AYABLE	7/20/2021	RUMPKE	11508	RECONCILED	7/26/2021		109.25
38183	90153	ACCOUNTS_P AYABLE	7/20/2021	SAM'S CLUB DIRECT	5566	RECONCILED	7/27/2021		197.37
38169	90154	ACCOUNTS_P AYABLE	7/20/2021	SCHMIDT SECURITY	7215	RECONCILED	7/27/2021		4,369.90
38172	90155	ACCOUNTS_P AYABLE	7/20/2021	SHERWIN- WILLIAMS CO.	741	RECONCILED	7/28/2021		1,123.63
38191	90156	ACCOUNTS_P AYABLE	7/20/2021	SIESEL DISTRIBUTIN G	10297	RECONCILED	7/26/2021		1,083.75
38175	90157	ACCOUNTS_P AYABLE	7/20/2021	STEALTH PARTNER GROUP	13604	RECONCILED	7/26/2021		44,624.90
38180	90158	ACCOUNTS_P AYABLE	7/20/2021	STERLING DISTRIBUTIO N	10141	RECONCILED	7/27/2021		10,620.60
38192	90159	ACCOUNTS_P AYABLE	7/20/2021	SUNBELT RENTALS	7776	RECONCILED	7/28/2021		1,410.20
38189	90160	ACCOUNTS_P AYABLE	7/20/2021	TREASURER, STATE OF OHIO	9906	OUTSTANDIN G			198.25
38171	90161	ACCOUNTS_P AYABLE	7/20/2021	WASHINGTON AUTO PARTS	13295	RECONCILED	7/27/2021		804.36
38176	90162	ACCOUNTS_P AYABLE	7/20/2021	WOLFF BROS. SUPPLY, INC.	8585	RECONCILED	7/26/2021		498.66
38202	90163	ACCOUNTS_P AYABLE	7/21/2021	KAYCEE HESS	13658	RECONCILED	7/30/2021		300.00
38205	90164	ACCOUNTS_P AYABLE	7/21/2021	JUDITH COPPERSMIT H	13662	RECONCILED	7/28/2021		500.00
38204	90165	ACCOUNTS_P AYABLE	7/21/2021	KYRA DAVIS	13660	RECONCILED	7/27/2021		500.00
38201	90166	ACCOUNTS_P AYABLE	7/21/2021	GRADY ENTERPRISE S, INC.	9664	OUTSTANDIN G			1,053.58
38203	90167	ACCOUNTS_P AYABLE	7/21/2021	DOROTHY MCDANIEL	13661	OUTSTANDIN G			500.00
38207	90168	ACCOUNTS_P AYABLE	7/21/2021	REAGAN MYRWOLD	13659	OUTSTANDIN G			500.00
38206	90169	ACCOUNTS_P AYABLE	7/21/2021	NATALIE STAKE- MITCHELL	13663	RECONCILED	7/27/2021		500.00
38227	90170	ACCOUNTS_P AYABLE	7/22/2021	ALYSSA SINGREE	13550	OUTSTANDIN G			25.00
38231	90171	ACCOUNTS_P AYABLE	7/22/2021	AMANDA BADERTSCH ER	13224	RECONCILED	7/29/2021		215.00
38209	90172	ACCOUNTS_P AYABLE	7/22/2021	AMERICAN ELECTRIC POWER	701	RECONCILED	7/30/2021		16,219.66
38234	90173	ACCOUNTS_P AYABLE	7/22/2021	ASHLEY N MCLAUGHLI N	13599	RECONCILED	7/26/2021		200.00
38224	90174	ACCOUNTS_P AYABLE	7/22/2021	BRAIN POP	10048	RECONCILED	7/30/2021		6,188.40
38214	90175	ACCOUNTS_P AYABLE	7/22/2021	BRIDGEWAY ACADEMY	11513	RECONCILED	7/29/2021		4,250.00
38221	90176	ACCOUNTS_P AYABLE	7/22/2021	CALLAHAN DOOR SALES	5579	RECONCILED	7/29/2021		1,200.00

Start Date: 7/1/2021

End Date: 7/31/2021

LEXINGTON LOCAL SCHOOLS Disbursement Summary Report

Reference Number	Check Number	Type	Date	Name	Vendor #	Status	Reconcile Date	Void Date	Amount
38210	90177	ACCOUNTS_P AYABLE	7/22/2021	CARDINAL BUS SALES & SERVICE	6515	RECONCILED	7/27/2021		\$ 2,956.58
38230	90178	ACCOUNTS_P AYABLE	7/22/2021	CARDINAL RENTAL & SALES, LTD	8777	OUTSTANDIN G			203.23
38229	90179	ACCOUNTS_P AYABLE	7/22/2021	CINDY COWLES	11515	RECONCILED	7/28/2021		4,827.24
38219	90180	ACCOUNTS_P AYABLE	7/22/2021	CLEARWATE R SYSTEMS	6230	RECONCILED	7/28/2021		29.90
38212	90181	ACCOUNTS_P AYABLE	7/22/2021	DIRECT ENERGY BUSINESS	11543	RECONCILED	7/28/2021		1,128.17
38215	90182	ACCOUNTS_P AYABLE	7/22/2021	ELIZABETH A. RIEGEL	10733	RECONCILED	7/29/2021		450.00
38232	90183	ACCOUNTS_P AYABLE	7/22/2021	HANK'S SALES & SERVICE,	9831	RECONCILED	7/27/2021		550.00
38228	90184	ACCOUNTS_P AYABLE	7/22/2021	KELL ACE HARDWARE	8329	OUTSTANDIN G			46.98
38226	90185	ACCOUNTS_P AYABLE	7/22/2021	KIM EARICK	12198	OUTSTANDIN G			25.00
38225	90186	ACCOUNTS_P AYABLE	7/22/2021	KIMBALL MIDWEST	11066	RECONCILED	7/27/2021		350.79
38222	90187	ACCOUNTS_P AYABLE	7/22/2021	MID-OHIO AUTO REPAIR	8414	OUTSTANDIN G			31.20
38233	90188	ACCOUNTS_P AYABLE	7/22/2021	NAVIANCE INC	13374	RECONCILED	7/29/2021		5,600.04
38223	90189	ACCOUNTS_P AYABLE	7/22/2021	OHIO DEPART. OF JOB & FAMILY	935	RECONCILED	7/28/2021		38.83
38217	90190	ACCOUNTS_P AYABLE	7/22/2021	PIONEER MANUFACTU RING CO.	1020	RECONCILED	7/27/2021		2,041.34
38208	90191	ACCOUNTS_P AYABLE	7/22/2021	RICHLAND CO. JUVENILE COURT	6082	RECONCILED	7/27/2021		990.00
38211	90192	ACCOUNTS_P AYABLE	7/22/2021	RYAN & HILLARY FRY	13210	OUTSTANDIN G			500.00
38218	90193	ACCOUNTS_P AYABLE	7/22/2021	SELECTIVE INSURANCE COMPANY	10718	RECONCILED	7/28/2021		33,431.00
38213	90194	ACCOUNTS_P AYABLE	7/22/2021	SHOOK CONSTRUCTI ON CO	13525	RECONCILED	7/28/2021		1,783,669.01
38220	90195	ACCOUNTS_P AYABLE	7/22/2021	SMETZ'S TIRE SERVICE CENTER	10453	RECONCILED	7/29/2021		1,299.00
38235	90196	ACCOUNTS_P AYABLE	7/22/2021	SMITHFOOD S, INC	11797	RECONCILED	7/28/2021		414.79
38216	90197	ACCOUNTS_P AYABLE	7/22/2021	VASU COMMUNICA TIONS, INC.	3309	RECONCILED	7/27/2021		270.00
38245	90198	ACCOUNTS_P AYABLE	7/29/2021	ALVAH M. SQUIBB CO., INC.	87	OUTSTANDIN G			108.94
38247	90199	ACCOUNTS_P AYABLE	7/29/2021	AMANDA BADERTSCH ER	13224	OUTSTANDIN G			50.00
38267	90200	ACCOUNTS_P AYABLE	7/29/2021	AMAZON CAPITAL SERVICES	13575	OUTSTANDIN G			1,128.00

Start Date: 7/1/2021

End Date: 7/31/2021

LEXINGTON LOCAL SCHOOLS

Disbursement Summary Report

Reference Number	Check Number	Type	Date	Name	Vendor #	Status	Reconcile Date	Void Date	Amount
38271	90201	ACCOUNTS_P AYABLE	7/29/2021	ASHLEY N MCLAUGHLI N	13599	OUTSTANDIN G			\$ 265.00
38262	90202	ACCOUNTS_P AYABLE	7/29/2021	BRICKER & ECKLER LLP	10997	OUTSTANDIN G			1,341.00
38264	90203	ACCOUNTS_P AYABLE	7/29/2021	CALVERT LEARNING	13507	OUTSTANDIN G			1,345.00
38255	90204	ACCOUNTS_P AYABLE	7/29/2021	CINDY SHASKY	11569	OUTSTANDIN G			75.31
38240	90205	ACCOUNTS_P AYABLE	7/29/2021	CLEARWATE R SYSTEMS	6230	OUTSTANDIN G			99.30
38253	90206	ACCOUNTS_P AYABLE	7/29/2021	CURRICULU M ASSOCIATES, INC.	20	OUTSTANDIN G			61,417.50
38269	90207	ACCOUNTS_P AYABLE	7/29/2021	EDGENUITY INC	12025	OUTSTANDIN G			800.00
38239	90208	ACCOUNTS_P AYABLE	7/29/2021	ELIZABETH A. RIEGEL	10733	OUTSTANDIN G			300.00
38260	90209	ACCOUNTS_P AYABLE	7/29/2021	FINLEY'S FACILITIES SERVICES	13571	OUTSTANDIN G			106.59
38250	90210	ACCOUNTS_P AYABLE	7/29/2021	GOPHER	6300	OUTSTANDIN G			126.36
38252	90211	ACCOUNTS_P AYABLE	7/29/2021	GRAINGER	5843	OUTSTANDIN G			168.09
38244	90212	ACCOUNTS_P AYABLE	7/29/2021	INSTITUTE FOR EXCELLENCE	13141	OUTSTANDIN G			161.00
38246	90213	ACCOUNTS_P AYABLE	7/29/2021	JAMES HAYES	13087	OUTSTANDIN G			582.21
38241	90214	ACCOUNTS_P AYABLE	7/29/2021	JOY BOWMAN	9902	OUTSTANDIN G			29.00
38270	90215	ACCOUNTS_P AYABLE	7/29/2021	KRISTA ALEXANDER	7465	OUTSTANDIN G			220.00
38268	90216	ACCOUNTS_P AYABLE	7/29/2021	LAGUNA CLAY COMPANY	8140	OUTSTANDIN G			1,318.00
38272	90217	ACCOUNTS_P AYABLE	7/29/2021	MANSFIELD FREIGHTLIN ER, INC	13474	OUTSTANDIN G			252.50
38263	90218	ACCOUNTS_P AYABLE	7/29/2021	MINUTEMAN PRESS	10766	OUTSTANDIN G			550.43
38242	90219	ACCOUNTS_P AYABLE	7/29/2021	MOLLY ARNETT	13343	OUTSTANDIN G			25.00
38258	90220	ACCOUNTS_P AYABLE	7/29/2021	NASSP/NHS	905	OUTSTANDIN G			385.00
38261	90221	ACCOUNTS_P AYABLE	7/29/2021	OACAC	2625	OUTSTANDIN G			35.00
38254	90222	ACCOUNTS_P AYABLE	7/29/2021	OHIO.NET INTERNET PROVIDERS	13038	OUTSTANDIN G			820.95
38266	90223	ACCOUNTS_P AYABLE	7/29/2021	RICHLAND COUNTY FOUNDATIO N	8138	OUTSTANDIN G			22,101.59
38265	90224	ACCOUNTS_P AYABLE	7/29/2021	RINEHART- WALTERS- DANNER	10908	OUTSTANDIN G			145.00
38249	90225	ACCOUNTS_P AYABLE	7/29/2021	ROGUE FITNESS	10062	OUTSTANDIN G			3,928.65
38273	90226	ACCOUNTS_P AYABLE	7/29/2021	SCHMIDT SECURITY	7215	OUTSTANDIN G			555.25
38256	90227	ACCOUNTS_P AYABLE	7/29/2021	SCHOOL HEALTH CORPORATIO	7533	OUTSTANDIN G			1,096.18

LEXINGTON LOCAL SCHOOLS Disbursement Summary Report

Reference Number	Check Number	Type	Date	Name	Vendor #	Status	Reconcile Date	Void Date	Amount
38243	90228	ACCOUNTS_P AYABLE	7/29/2021	N STERLING DISTRIBUTIO	10141	OUTSTANDIN G			\$ 4,282.50
38248	90229	ACCOUNTS_P AYABLE	7/29/2021	TURNITIN, LLC	13431	OUTSTANDIN G			3,957.50
38251	90230	ACCOUNTS_P AYABLE	7/29/2021	U.S. BANK EQUIPMENT FINANCE	7814	OUTSTANDIN G			1,663.58
38257	90231	ACCOUNTS_P AYABLE	7/29/2021	VERIZON WIRELESS	7415	OUTSTANDIN G			1,475.88
38259	90232	ACCOUNTS_P AYABLE	7/29/2021	VIDONISH STUDIOS	11366	OUTSTANDIN G			395.02
38274	90233	REFUND	7/29/2021	RICHLAND COUNTY FOUNDATIO N	8138	OUTSTANDIN G			122.65
38278	90234	ACCOUNTS_P AYABLE	7/30/2021	CARDINAL BUS SALES & SERVICE	6515	OUTSTANDIN G			101,859.00
38282	90235	ACCOUNTS_P AYABLE	7/30/2021	SUBWAY	6849	OUTSTANDIN G			799.80
38283	90236	ACCOUNTS_P AYABLE	7/30/2021	WOOSTER HIGH SCHOOL	11050	OUTSTANDIN G			175.00
38281	90237	ACCOUNTS_P AYABLE	7/30/2021	EAGLESTICK S GOLF COURSE	13572	OUTSTANDIN G			200.00
38165	691692	ACCOUNTS_P AYABLE	7/19/2021	LEXINGTON SCHOOLS - PAYROLL	900934	RECONCILED	7/19/2021		14,891.75
38166	691693	ACCOUNTS_P AYABLE	7/19/2021	MEMO- S.E.R.S.	900997	RECONCILED	7/19/2021		2,848.19
38167	691694	ACCOUNTS_P AYABLE	7/20/2021	MEMO- S.T.R.S.	900998	RECONCILED	7/20/2021		6,970.42
38168	691695	ACCOUNTS_P AYABLE	7/20/2021	ANTHEM BENEFIT SERVICES	900902	RECONCILED	7/20/2021		365,805.73
38237	691696	ACCOUNTS_P AYABLE	7/27/2021	MEMO- S.E.R.S.	900997	RECONCILED	7/27/2021		121,834.00
38236	691697	ACCOUNTS_P AYABLE	7/27/2021	MEMO- S.T.R.S.	900998	RECONCILED	7/27/2021		47,826.00
38238	691698	ACCOUNTS_P AYABLE	7/28/2021	MEMO-MID OHIO ESC	900069	RECONCILED	7/28/2021		1,272.92
38275	691699	ACCOUNTS_P AYABLE	7/30/2021	MORROW COUNTY AUDITOR	900359	RECONCILED	7/30/2021		11,498.89
38276	691700	ACCOUNTS_P AYABLE	7/31/2021	MEMO- S.E.R.S.	900997	RECONCILED	7/31/2021		2,845.86
38277	691701	ACCOUNTS_P AYABLE	7/31/2021	MEMO- S.T.R.S.	900998	RECONCILED	7/31/2021		6,578.40
38279	691702	ACCOUNTS_P AYABLE	7/30/2021	UNITED STATES TREASURY	10995	VOID		7/30/2021	1,337.32
38280	691703	ACCOUNTS_P AYABLE	7/30/2021	UNITED STATES TREASURY	910995	RECONCILED	7/30/2021		1,337.32

Grand Total

**\$
4,042,395.30**

Reporting Period: August 2021 (FY 2022)
 Start Date: 7/01/2021
 End Date: 7/31/2021

8/6/21 1:33 PM

**LEXINGTON LOCAL SCHOOLS
 Receipts Ledger Report**

Receipt #	Line #	Date	Type	Description	Full Account Code	Amount
Fund: 001						
Receipt: 1111						
76081	1	7/28/2021	RC	Real Estate Tax - Morrow	001-1111-0000-000000-000	\$ 172,676.00
76081	2	7/28/2021	RC	Emergency Tax - Morrow	001-1111-0000-000000-000	109,888.94
						\$ 282,564.94
Receipt: 1122						
76081	6	7/28/2021	RC	Pers Prop Tax - Morrow	001-1122-0000-000000-000	30,820.01
76081	7	7/28/2021	RC	Pers Prop Tax Emerg - Morrow	001-1122-0000-000000-000	13,804.85
						\$ 44,624.86
Receipt: 1211						
76100	1	7/29/2021	RC	Tuition	001-1211-0000-000000-000	635.95
						\$ 635.95
Receipt: 1227						
76074	15	7/9/2021	RC	Open Enrollment Revenue	001-1227-0000-000000-000	250.83
76080	15	7/23/2021	RC	Open Enrollment Revenue	001-1227-0000-000000-000	250.84
						\$ 501.67
Receipt: 1410						
76109	1	7/30/2021	RC	Richland Bank Interest	001-1410-0000-000000-000	2,681.53
						\$ 2,681.53
Receipt: 1740						
76089	2	7/21/2021	RC	Eastern School Fees	001-1740-0000-000000-300	30.00
76107	1	7/30/2021	RC	Central Fees - Pay For It	001-1740-0000-000000-400	60.00
76107	2	7/30/2021	RC	Jr High Fees - Pay For It	001-1740-0000-000000-200	30.00
76107	3	7/30/2021	RC	Eastern Fees - Pay For It	001-1740-0000-000000-300	30.00
76107	4	7/30/2021	RC	Western Fees - Pay For It	001-1740-0000-000000-500	30.00
						\$ 180.00
Receipt: 3110						
76074	1	7/9/2021	RC	Opportunity Grant	001-3110-0000-000000-000	260,450.09
76074	2	7/9/2021	RC	Targeted Assistance	001-3110-0000-000000-000	32,892.64
76074	3	7/9/2021	RC	K-3 Literacy Funding	001-3110-0000-000000-000	5,948.56
76074	5	7/9/2021	RC	Limited English Prof Funding	001-3110-0000-000000-000	122.71
76074	6	7/9/2021	RC	Gifted Education Funding	001-3110-0000-000000-000	5,092.68
76074	7	7/9/2021	RC	Transportation	001-3110-0000-000000-000	22,763.69
76074	8	7/9/2021	RC	Special Education Funding	001-3110-0000-000000-000	50,084.00
76074	9	7/9/2021	RC	Graduation Bonus	001-3110-0000-000000-000	1,658.97
76074	10	7/9/2021	RC	Third Grade Reading Bonus	001-3110-0000-000000-000	994.42
76074	12	7/9/2021	RC	Enrollment Growth Supplement	001-3110-0000-000000-000	0.00
76074	13	7/9/2021	RC	Preschool Special Educ Funding	001-3110-0000-000000-000	6,599.17
76074	14	7/9/2021	RC	Special Educ Transportation	001-3110-0000-000000-000	2,459.30
76080	1	7/23/2021	RC	Opportunity Grant	001-3110-0000-000000-000	260,450.09

Reporting Period: August 2021 (FY 2022)
 Start Date: 7/01/2021
 End Date: 7/31/2021

8/6/21 1:33 PM

LEXINGTON LOCAL SCHOOLS Receipts Ledger Report

Receipt #	Line #	Date	Type	Description	Full Account Code	Amount
76080	2	7/23/2021	RC	Targeted Assistance	001-3110-0000-000000-000	\$ 32,892.64
76080	3	7/23/2021	RC	K-3 Literacy Funding	001-3110-0000-000000-000	5,948.56
76080	5	7/23/2021	RC	Limited English Prof Funding	001-3110-0000-000000-000	122.71
76080	6	7/23/2021	RC	Gifted Education Funding	001-3110-0000-000000-000	5,092.68
76080	7	7/23/2021	RC	Transportation	001-3110-0000-000000-000	22,763.69
76080	8	7/23/2021	RC	Special Education Funding	001-3110-0000-000000-000	50,084.00
76080	9	7/23/2021	RC	Graduation Bonus	001-3110-0000-000000-000	1,658.97
76080	10	7/23/2021	RC	Third Grade Reading Bonus	001-3110-0000-000000-000	994.42
76080	12	7/23/2021	RC	Enrollment Growth Supplement	001-3110-0000-000000-000	0.00
76080	13	7/23/2021	RC	Preschool Special Educ Funding	001-3110-0000-000000-000	7,014.52
76080	14	7/23/2021	RC	Special Educ Transportation	001-3110-0000-000000-000	2,889.60
Receipt:						\$ 778,978.11
76074	4	7/9/2021	RC	Economic Disadvantaged Funding	001-3211-0000-000000-000	2,383.81
76080	4	7/23/2021	RC	Economic Disadvantaged Funding	001-3211-0000-000000-000	2,383.81
Receipt:						\$ 4,767.62
76074	11	7/9/2021	RC	Career Tech Education Funding	001-3219-0000-000000-000	717.70
76080	11	7/23/2021	RC	Career Tech Education Funding	001-3219-0000-000000-000	717.70
Receipt:						\$ 1,435.40
76106	1	7/30/2021	RC	MEDICAID Recd -7/22	001-3300-0000-000000-000	1,332.34
Receipt:						\$ 1,332.34
76070	4	7/13/2021	RC	Wilson Refund	001-5300-0000-000000-000	2,000.00
Fund:						\$ 2,000.00
Receipt:						\$ 1,119,702.42
76081	3	7/28/2021	RC	Bond Ret Tax - Morrow	002-1111-0000-000000-000	77,873.39
Receipt:						\$ 77,873.39
76081	8	7/28/2021	RC	Pers Prop Tax Bond Ret - Morro	002-1122-0000-000000-000	8,668.12
Receipt:						\$ 8,668.12
Fund:						\$ 86,541.51
76081	4	7/28/2021	RC	Permanent Improv Tax - Morrow	003-1111-0000-000000-000	14,705.02
Receipt:						\$ 14,705.02
Fund:						\$ 14,705.02

Reporting Period: August 2021 (FY 2022)
 Start Date: 7/01/2021
 End Date: 7/31/2021

8/6/21 1:33 PM

**LEXINGTON LOCAL SCHOOLS
 Receipts Ledger Report**

Receipt #	Line #	Date	Type	Description	Full Account Code	Amount
76081	9	7/28/2021	RC	Pers Prop Tax PI - Morrow	003-1122-0000-000000-000	\$ 2,889.35
						<u>\$ 2,889.35</u>
						<u>\$ 17,594.37</u>
Fund:	004					
Receipt:	1410					
76109	6	7/30/2021	RC	LFI Fund	004-1410-0000-000000-000	(252.26)
						<u>\$ (252.26)</u>
						<u>\$ (252.26)</u>
Fund:	006					
Receipt:	1410					
76109	4	7/30/2021	RC	Richland Bank Interest	006-1410-0000-000000-000	0.00
						<u>\$ 0.00</u>
Receipt:	1512					
76107	5	7/30/2021	RC	Jr High Lunch - Pay For It	006-1512-0000-000000-200	25.00
76107	6	7/30/2021	RC	Eastern Lunch - Pay For It	006-1512-0000-000000-300	22.00
						<u>\$ 47.00</u>
Receipt:	4120					
76077	1	7/20/2021	RC	Federal Reimb Lunch Central	006-4120-0000-000000-400	1,235.10
76077	2	7/20/2021	RC	Federal Reimb Lunch East	006-4120-0000-000000-300	1,235.10
76077	3	7/20/2021	RC	Federal Reimb Lunch Western	006-4120-0000-000000-500	1,235.10
76077	4	7/20/2021	RC	Federal Reimb Break - Central	006-4120-0000-000000-400	779.70
76077	5	7/20/2021	RC	Federal Reimb Break - East	006-4120-0000-000000-300	779.70
76077	6	7/20/2021	RC	Federal Reimb Break - Western	006-4120-0000-000000-500	779.70
						<u>\$ 6,044.40</u>
						<u>\$ 6,091.40</u>
Fund:	007					
Receipt:	1410					
76109	5	7/30/2021	RC	Richland Bank Int - Minutemen	007-1410-9100-000000-000	29.35
						<u>\$ 29.35</u>
						<u>\$ 29.35</u>
Fund:	010					
Receipt:	1410					
76109	7	7/30/2021	RC	Classroom Facilities Fund	010-1410-0000-000000-000	(1,224.65)
						<u>\$ (1,224.65)</u>
						<u>\$ (1,224.65)</u>
Fund:	018					
Receipt:	1630					
76108	1	7/28/2021	RC	Marco Photo commission	018-1630-9400-000000-000	419.05
						<u>\$ 419.05</u>
						<u>\$ 419.05</u>

Reporting Period: August 2021 (FY 2022)
 Start Date: 7/01/2021
 End Date: 7/31/2021

8/6/21 1:33 PM

**LEXINGTON LOCAL SCHOOLS
 Receipts Ledger Report**

Receipt #	Line #	Date	Type	Description	Full Account Code	Amount
Fund: 019						
Receipt: 1820						
76092	1	7/30/2021	RC	WRITE STUFF - UNUSED GRANT REFUND	019-1820-9218-000000-000	\$ 52.93
76092	3	7/30/2021	RC	SCIENCE DISCOVERY BINS - UNUSED GRANT REFUND	019-1820-9221-000000-000	0.95
76092	5	7/30/2021	RC	ONE BIG HAPPY FAMILY - UNUSED GRANT REFUND	019-1820-9222-000000-000	2.41
76092	7	7/30/2021	RC	STEM SNAP CIRCUITS - UNUSED GRANT REFUND	019-1820-9224-000000-000	66.36
						\$ 122.65
Receipt: 1890						
76070	3	7/13/2021	RC	PTO Recycling-Central	019-1890-9121-000000-000	4.51
76070	1	7/13/2021	RC	PTO Recycling-Eastern	019-1890-9122-000000-000	4.50
76070	2	7/13/2021	RC	PTO Recycling-Western	019-1890-9123-000000-000	4.50
						\$ 13.51
						\$ 136.16
Fund: 024						
Receipt: 1410						
76109	2	7/30/2021	RC	Richland Bank Int. 024	024-1410-0000-000000-000	21.53
						\$ 21.53
Receipt: 1872						
76075	1	7/20/2021	RC	Board's Premiums July	024-1872-0000-000000-000	365,805.73
76076	1	7/20/2021	RC	Employees' Premiums July	024-1872-0000-000000-000	63,727.99
76090	1	7/21/2021	RC	Parker August Cobra	024-1872-0000-000000-000	2,155.95
						\$ 431,689.67
						\$ 431,711.20
Fund: 034						
Receipt: 1111						
76081	5	7/28/2021	RC	Perm Improv (.5 Mill) - Morrow	034-1111-0000-000000-000	4,212.45
						\$ 4,212.45
Receipt: 1122						
76081	10	7/28/2021	RC	Pers Prop Tax-PI (.5 Mill)-Mor	034-1122-0000-000000-000	535.07
						\$ 535.07
						\$ 4,747.52
Fund: 300						
Receipt: 1610						
76087	1	7/15/2021	RC	Fall Season Tickets	300-1610-9600-000000-000	250.00
76093	2	7/28/2021	RC	Fall Season Tickets	300-1610-9600-000000-000	450.00
76104	2	7/30/2021	RC	Fall Season Tickets	300-1610-9600-000000-000	230.00
						\$ 930.00
Receipt: 1690						

Reporting Period: August 2021 (FY 2022)
 Start Date: 7/01/2021
 End Date: 7/31/2021

8/6/21 1:33 PM

LEXINGTON LOCAL SCHOOLS
Receipts Ledger Report

Receipt #	Line #	Date	Type	Description	Full Account Code	Amount
76069	1	7/1/2021	RC	Program Ad	300-1690-9600-000000-000	\$ 275.00
76072	1	7/14/2021	RC	2021/22 Ads	300-1690-9600-000000-000	1,250.00
76073	1	7/14/2021	RC	Program Ads	300-1690-9600-000000-000	3,065.00
76084	1	7/15/2021	RC	Ad Contract	300-1690-9600-000000-000	1,250.00
76085	1	7/15/2021	RC	Patrons	300-1690-9600-000000-000	770.00
76086	1	7/15/2021	RC	Patrons	300-1690-9600-000000-000	510.00
76088	1	7/15/2021	RC	Program Ad	300-1690-9600-000000-000	325.00
76093	1	7/28/2021	RC	Patrons	300-1690-9600-000000-000	60.00
76094	1	7/28/2021	RC	Patrons	300-1690-9600-000000-000	980.00
76095	1	7/28/2021	RC	Patrons	300-1690-9600-000000-000	1,045.00
76096	1	7/29/2021	RC	Program Ads	300-1690-9600-000000-000	3,175.00
76097	1	7/29/2021	RC	Ad contracts	300-1690-9600-000000-000	3,750.00
76103	1	7/30/2021	RC	Program Ads	300-1690-9600-000000-000	950.00
76104	1	7/30/2021	RC	Patrons	300-1690-9600-000000-000	45.00
76105	1	7/30/2021	RC	Ad Contract	300-1690-9601-000000-000	4,000.00
Receipt:						\$ 21,450.00
	1890					
76071	1	7/14/2021	RC	Girls Golf Invite entry fee	300-1890-9600-000000-706	200.00
76098	1	7/29/2021	RC	Girls Golf Invite entry fee	300-1890-9600-000000-706	550.00
						\$ 750.00
Fund:						\$ 23,130.00
	507					
Receipt:	4220					
76082	1	7/26/2021	RC	ESSER II Revenue	507-4220-9921-000000-000	1,595.99
76102	1	7/30/2021	RC	ESSER II Revenue	507-4220-9921-000000-000	528.14
						\$ 2,124.13
Fund:						\$ 2,124.13
	516					
Receipt:	4220					
76068	1	7/9/2021	RC	IDEA-B Revenue	516-4220-9021-000000-000	35,740.32
76083	1	7/26/2021	RC	IDEA-B Revenue	516-4220-9021-000000-000	3,650.22
						\$ 39,390.54
Fund:						\$ 39,390.54
	572					
Receipt:	4220					
76067	1	7/9/2021	RC	Title I Revenue	572-4220-9021-000000-000	14,278.32
						\$ 14,278.32
Grand Total						\$ 1,744,419.06

Reporting Period: July 2021 (FY 2022)
 As Of Period: 07/31/2021

8/6/21 1:29 PM

**LEXINGTON LOCAL SCHOOLS
 Revenue Account Summary**

Fund-SCC	Description	FYTDReceivable	FYTD Received	MTD Received	YTD Received
SCC: 0000					
001-0000	GENERAL FUND	\$ 25,435,041.84	\$ 1,119,702.42	\$ 1,119,702.42	\$ 14,714,699.64
		\$ 25,435,041.84	\$ 1,119,702.42	\$ 1,119,702.42	\$ 14,714,699.64
SCC: 9412					
001-9412	GENERAL BUDGET RESERVE SET- ASIDE-1%/BWC	0.00	0.00	0.00	0.00
		\$ 0.00	\$ 0.00	\$ 0.00	\$ 0.00
SCC: 0000					
002-0000	BOND RETIREMENT FUND	3,324,825.31	86,541.51	86,541.51	2,000,015.02
003-0000	PERMANENT IMPROVEMENT FUND	736,856.09	17,594.37	17,594.37	423,948.85
004-0000	LFI BUILDING FUND	99,339.88	(252.26)	(252.26)	6,520.36
006-0000	FOOD SERVICE FUND	718,413.21	6,091.40	6,091.40	485,423.74
		\$ 4,879,434.49	\$ 109,975.02	\$ 109,975.02	\$ 2,915,907.97
SCC: 9100					
007-9100	LEXINGTON MINUTEMEN ACADEMIC SCHOLARSHIP FUND	15,439.69	29.35	29.35	9,652.97
		\$ 15,439.69	\$ 29.35	\$ 29.35	\$ 9,652.97
SCC: 9800					
007-9800	TERRY McCAMMON SCHOLARSHIP FUND	8,637.77	0.00	0.00	8,436.43
		\$ 8,637.77	\$ 0.00	\$ 0.00	\$ 8,436.43
SCC: 0000					
010-0000	CLASSROOM FACILITIES CONSTRUCTION FUND	407,794.24	(1,224.65)	(1,224.65)	27,966.10
		\$ 407,794.24	\$ (1,224.65)	\$ (1,224.65)	\$ 27,966.10
SCC: 9100					
018-9100	HIGH SCHOOL PRINCIPAL'S FUND	5,160.88	0.00	0.00	3,579.24
		\$ 5,160.88	\$ 0.00	\$ 0.00	\$ 3,579.24
SCC: 9101					
018-9101	HIGH SCHOOL FLOWER FUND	0.00	0.00	0.00	0.00
		\$ 0.00	\$ 0.00	\$ 0.00	\$ 0.00
SCC: 9200					
018-9200	JUNIOR HIGH PRINCIPAL'S FUND	5.00	0.00	0.00	0.00
		\$ 5.00	\$ 0.00	\$ 0.00	\$ 0.00
SCC: 9300					
018-9300	EASTERN PRINCIPAL'S FUND	2,087.56	0.00	0.00	1,087.55
		\$ 2,087.56	\$ 0.00	\$ 0.00	\$ 1,087.55
SCC: 9301					
018-9301	EASTERN ELEMENTARY BOOKFAIR/BOXTOPS FUND	3,007.79	0.00	0.00	3,007.79
		\$ 3,007.79	\$ 0.00	\$ 0.00	\$ 3,007.79
SCC: 9302					

Reporting Period: July 2021 (FY 2022)
 As Of Period: 07/31/2021

8/6/21 1:29 PM

**LEXINGTON LOCAL SCHOOLS
 Revenue Account Summary**

Fund-SCC	Description	FYTDReceivable	FYTD Received	MTD Received	YTD Received
018-9302	EASTERN ELEMENTARY MATH	\$ 0.00	\$ 0.00	\$ 0.00	\$ 0.00
		\$ 0.00	\$ 0.00	\$ 0.00	\$ 0.00
SCC:	9303				
018-9303	EASTERN RUN CLUB	790.00	0.00	0.00	0.00
		\$ 790.00	\$ 0.00	\$ 0.00	\$ 0.00
SCC:	9400				
018-9400	CENTRAL PRINCIPAL'S FUND	2,070.78	419.05	419.05	1,504.13
		\$ 2,070.78	\$ 419.05	\$ 419.05	\$ 1,504.13
SCC:	9401				
018-9401	CENTRAL ELEMENTARY BOOKFAIR FUND	377.80	0.00	0.00	330.80
		\$ 377.80	\$ 0.00	\$ 0.00	\$ 330.80
SCC:	9402				
018-9402	CENTRAL ELEMENTARY ART	0.00	0.00	0.00	0.00
		\$ 0.00	\$ 0.00	\$ 0.00	\$ 0.00
SCC:	9500				
018-9500	WESTERN PRINCIPAL'S FUND	3,841.82	0.00	0.00	1,641.65
		\$ 3,841.82	\$ 0.00	\$ 0.00	\$ 1,641.65
SCC:	9501				
018-9501	WESTERN ELEMENTARY BOOKFAIR/BOXTOPS FUND	2,276.69	0.00	0.00	1,136.69
		\$ 2,276.69	\$ 0.00	\$ 0.00	\$ 1,136.69
SCC:	9503				
018-9503	WESTERN ELEMENTARY ART	0.00	0.00	0.00	0.00
		\$ 0.00	\$ 0.00	\$ 0.00	\$ 0.00
SCC:	9901				
018-9901	JUNIOR HIGH TEACHER ADVISORY FUND	0.00	0.00	0.00	0.00
		\$ 0.00	\$ 0.00	\$ 0.00	\$ 0.00
SCC:	9001				
019-9001	ACADEMIC BOOSTERS GRANTS	0.00	0.00	0.00	0.00
		\$ 0.00	\$ 0.00	\$ 0.00	\$ 0.00
SCC:	9121				
019-9121	CENTRAL ELEMENTARY PTO GRANTS	1,104.75	4.51	4.51	76.83
		\$ 1,104.75	\$ 4.51	\$ 4.51	\$ 76.83
SCC:	9122				
019-9122	EASTERN ELEMENTARY PTO GRANTS	1,104.66	4.50	4.50	76.75
		\$ 1,104.66	\$ 4.50	\$ 4.50	\$ 76.75
SCC:	9123				
019-9123	WESTERN ELEMENTARY PTO GRANTS	1,104.69	4.50	4.50	76.78

Reporting Period: July 2021 (FY 2022)
 As Of Period: 07/31/2021

8/6/21 1:29 PM

**LEXINGTON LOCAL SCHOOLS
 Revenue Account Summary**

Fund-SCC	Description	FYTDReceivable	FYTD Received	MTD Received	YTD Received
		\$ 1,104.69	\$ 4.50	\$ 4.50	\$ 76.78
SCC:	9200				
019-9200	RICHLAND COUNTY FOUNDATION GRANT PLAYGROUND	\$ 0.00	\$ 0.00	\$ 0.00	\$ 0.00
		\$ 0.00	\$ 0.00	\$ 0.00	\$ 0.00
SCC:	9218				
019-9218	RICH CO FOUND-WRITE STUFF STEAM KIT	0.00	0.00	0.00	0.00
		\$ 0.00	\$ 0.00	\$ 0.00	\$ 0.00
SCC:	9221				
019-9221	RICH CO FOUND-SCIENCE DISCOVERY BINS	0.00	0.00	0.00	0.00
		\$ 0.00	\$ 0.00	\$ 0.00	\$ 0.00
SCC:	9222				
019-9222	RICH CO FOUND-ONE BIG HAPPY FAMILY	688.74	0.00	0.00	0.00
		\$ 688.74	\$ 0.00	\$ 0.00	\$ 0.00
SCC:	9224				
019-9224	RICH CO FOUND-STEM SNAP CIRCUITS	1,478.21	0.00	0.00	0.00
		\$ 1,478.21	\$ 0.00	\$ 0.00	\$ 0.00
SCC:	9301				
019-9301	RICH CO FOUND/SECO ROBOTICS GRANT (HEIMANN)	0.00	0.00	0.00	0.00
		\$ 0.00	\$ 0.00	\$ 0.00	\$ 0.00
SCC:	9302				
019-9302	RICH CO RETIRED TEACHERS ASSOC	0.00	0.00	0.00	0.00
		\$ 0.00	\$ 0.00	\$ 0.00	\$ 0.00
SCC:	9601				
022-9601	OHSAA TOURNAMENT AGENCY FUND	11,209.59	0.00	0.00	3,624.59
		\$ 11,209.59	\$ 0.00	\$ 0.00	\$ 3,624.59
SCC:	0000				
024-0000	EMPLOYEE BENEFITS FUND FOR MEDICAL/DENTAL	5,295,144.36	431,711.20	431,711.20	3,038,288.97
034-0000	OFCC PROJECT MAINTENANCE FUND	185,752.94	4,747.52	4,747.52	108,445.05
		\$ 5,480,897.30	\$ 436,458.72	\$ 436,458.72	\$ 3,146,734.02
SCC:	9101				
200-9101	HIGH SCHOOL ART CLUB	0.00	0.00	0.00	0.00
		\$ 0.00	\$ 0.00	\$ 0.00	\$ 0.00
SCC:	9102				
200-9102	HIGH SCHOOL DRAMA CLUB	1,469.00	0.00	0.00	1,573.00

Reporting Period: July 2021 (FY 2022)
 As Of Period: 07/31/2021

8/6/21 1:29 PM

LEXINGTON LOCAL SCHOOLS
Revenue Account Summary

Fund-SCC	Description	FYTDReceivable	FYTD Received	MTD Received	YTD Received
		\$ 1,469.00	\$ 0.00	\$ 0.00	\$ 1,573.00
SCC:	9103				
200-9103	HIGH SCHOOL MATH CLUB	\$ 0.00	\$ 0.00	\$ 0.00	\$ 0.00
		\$ 0.00	\$ 0.00	\$ 0.00	\$ 0.00
SCC:	9104				
200-9104	HIGH SCHOOL LEADERSHIP COUNCIL	0.00	0.00	0.00	0.00
		\$ 0.00	\$ 0.00	\$ 0.00	\$ 0.00
SCC:	9105				
200-9105	HIGH SCHOOL FRENCH CLUB	30.00	0.00	0.00	0.00
		\$ 30.00	\$ 0.00	\$ 0.00	\$ 0.00
SCC:	9107				
200-9107	HIGH SCHOOL SPANISH CLUB	0.00	0.00	0.00	0.00
		\$ 0.00	\$ 0.00	\$ 0.00	\$ 0.00
SCC:	9108				
200-9108	HIGH SCHOOL LEO CLUB	0.00	0.00	0.00	0.00
		\$ 0.00	\$ 0.00	\$ 0.00	\$ 0.00
SCC:	9114				
200-9114	HIGH SCHOOL STUDENT COUNCIL FUND	973.00	0.00	0.00	973.00
		\$ 973.00	\$ 0.00	\$ 0.00	\$ 973.00
SCC:	9115				
200-9115	HIGH SCHOOL KEY CLUB	500.25	0.00	0.00	0.00
		\$ 500.25	\$ 0.00	\$ 0.00	\$ 0.00
SCC:	9116				
200-9116	HIGH SCHOOL CHESS CLUB	0.00	0.00	0.00	0.00
		\$ 0.00	\$ 0.00	\$ 0.00	\$ 0.00
SCC:	9119				
200-9119	HIGH SCHOOL YEARBOOK FUND	11,564.00	0.00	0.00	1,864.00
		\$ 11,564.00	\$ 0.00	\$ 0.00	\$ 1,864.00
SCC:	9120				
200-9120	HIGH SCHOOL JOURNALISM FUND	0.00	0.00	0.00	0.00
		\$ 0.00	\$ 0.00	\$ 0.00	\$ 0.00
SCC:	9121				
200-9121	HIGH SCHOOL NATIONAL HONOR SOCIETY	1,379.50	0.00	0.00	635.50
		\$ 1,379.50	\$ 0.00	\$ 0.00	\$ 635.50
SCC:	9201				
200-9201	JUNIOR HIGH ART CLUB	178.15	0.00	0.00	0.00
		\$ 178.15	\$ 0.00	\$ 0.00	\$ 0.00
SCC:	9204				
200-9204	JUNIOR HIGH STUDENT COUNCIL	0.00	0.00	0.00	0.00

Reporting Period: July 2021 (FY 2022)
 As Of Period: 07/31/2021

8/6/21 1:29 PM

**LEXINGTON LOCAL SCHOOLS
 Revenue Account Summary**

Fund-SCC	Description	FYTDReceivable	FYTD Received	MTD Received	YTD Received
	FUND				
		\$ 0.00	\$ 0.00	\$ 0.00	\$ 0.00
SCC:	9205				
200-9205	JUNIOR HIGH LIBRARY CLUB	\$ 0.00	\$ 0.00	\$ 0.00	\$ 0.00
		\$ 0.00	\$ 0.00	\$ 0.00	\$ 0.00
SCC:	9301				
200-9301	EASTERN ELEMENTARY STUDENT ACTIVITY FUND	639.70	0.00	0.00	639.70
		\$ 639.70	\$ 0.00	\$ 0.00	\$ 639.70
SCC:	9302				
200-9302	EASTERN ELEMENTARY ROBOTICS FUND	0.00	0.00	0.00	0.00
		\$ 0.00	\$ 0.00	\$ 0.00	\$ 0.00
SCC:	9611				
200-9611	HIGH SCHOOL INFORMED TEENS FUND	0.00	0.00	0.00	0.00
		\$ 0.00	\$ 0.00	\$ 0.00	\$ 0.00
SCC:	9612				
200-9612	JUNIOR HIGH INFORMED TEENS FUND	554.36	0.00	0.00	537.74
		\$ 554.36	\$ 0.00	\$ 0.00	\$ 537.74
SCC:	9115				
300-9115	JAZZ BAND	0.00	0.00	0.00	0.00
		\$ 0.00	\$ 0.00	\$ 0.00	\$ 0.00
SCC:	9116				
300-9116	CHOIR	0.00	0.00	0.00	0.00
		\$ 0.00	\$ 0.00	\$ 0.00	\$ 0.00
SCC:	9206				
300-9206	JUNIOR HIGH PHYS ED DEPARTMENT FUND	150.00	0.00	0.00	0.00
		\$ 150.00	\$ 0.00	\$ 0.00	\$ 0.00
SCC:	9210				
300-9210	JR HIGH INSTRUMENTAL	0.00	0.00	0.00	0.00
		\$ 0.00	\$ 0.00	\$ 0.00	\$ 0.00
SCC:	9600				
300-9600	ATHLETIC FUND	139,037.83	19,130.00	19,130.00	84,274.02
		\$ 139,037.83	\$ 19,130.00	\$ 19,130.00	\$ 84,274.02
SCC:	9601				
300-9601	ATHLETIC CAPITAL FUND	25,000.00	4,000.00	4,000.00	29,000.00
		\$ 25,000.00	\$ 4,000.00	\$ 4,000.00	\$ 29,000.00
SCC:	9602				
300-9602	ORCHESTRA	0.00	0.00	0.00	0.00

JS

Reporting Period: July 2021 (FY 2022)
 As Of Period: 07/31/2021

8/6/21 1:29 PM

LEXINGTON LOCAL SCHOOLS
Revenue Account Summary

Fund-SCC	Description	FYTDReceivable	FYTD Received	MTD Received	YTD Received
		\$ 0.00	\$ 0.00	\$ 0.00	\$ 0.00
SCC: 9603					
300-9603	ELEMENTARY MUSIC	\$ 0.00	\$ 0.00	\$ 0.00	\$ 0.00
		\$ 0.00	\$ 0.00	\$ 0.00	\$ 0.00
SCC: 9605					
300-9605	BAND	0.00	0.00	0.00	0.00
		\$ 0.00	\$ 0.00	\$ 0.00	\$ 0.00
SCC: 9022					
451-9022	DATA COMMUNICATION FUND	0.00	0.00	0.00	0.00
		\$ 0.00	\$ 0.00	\$ 0.00	\$ 0.00
SCC: 0000					
467-0000	STUDENT WELLNESS AND SUCCESS FUND	410,490.45	0.00	0.00	289,826.45
		\$ 410,490.45	\$ 0.00	\$ 0.00	\$ 289,826.45
SCC: 9022					
507-9022	ESSER ARP FUNDING	0.00	0.00	0.00	0.00
		\$ 0.00	\$ 0.00	\$ 0.00	\$ 0.00
SCC: 9921					
507-9921	ESSER II FUNDING	712,910.36	2,124.13	2,124.13	715,034.49
		\$ 712,910.36	\$ 2,124.13	\$ 2,124.13	\$ 715,034.49
SCC: 9021					
516-9021	IDEA-B SPECIAL EDUCATION FY21	413,589.10	39,390.54	39,390.54	321,045.68
		\$ 413,589.10	\$ 39,390.54	\$ 39,390.54	\$ 321,045.68
SCC: 9022					
516-9022	IDEA-B SPECIAL EDUCATION FY22	0.00	0.00	0.00	0.00
		\$ 0.00	\$ 0.00	\$ 0.00	\$ 0.00
SCC: 9021					
572-9021	TITLE I FY21	250,611.12	14,278.32	14,278.32	188,215.02
		\$ 250,611.12	\$ 14,278.32	\$ 14,278.32	\$ 188,215.02
SCC: 9022					
572-9022	TITLE I FY22	0.00	0.00	0.00	0.00
584-9022	TITLE IV FY22	21,379.95	0.00	0.00	0.00
587-9022	EARLY CHILDHOOD SPECIAL EDUCATION IDEA FY22	0.00	0.00	0.00	0.00
		\$ 21,379.95	\$ 0.00	\$ 0.00	\$ 0.00
SCC: 9921					
599-9921	RICHLAND COUNTY MOBILE HOT SPOT GRANT	0.00	0.00	0.00	0.00
		\$ 0.00	\$ 0.00	\$ 0.00	\$ 0.00
Grand Total		\$ 38,254,011.06	\$ 1,744,296.41	\$ 1,744,296.41	\$ 22,473,158.53

Reporting Period: July 2021 (FY 2022)

8/6/21 1:30 PM

As Of Period: 07/31/2021

**LEXINGTON LOCAL SCHOOLS
Appropriation Summary Report**

Fund-SCC	Description	FYTD Appropriated	Prior Year Encumbrance	FYTD Expendable	FYTD Expended	MTD Expended	Encumbrance	Future Encumbrance	FYTD Unencumbered	Percent Expended/Encumbered
001-0000	GENERAL FUND	\$ 13,083,948.64	\$ 422,464.01	\$ 13,506,412.65	\$ 1,946,314.17	\$ 1,946,314.17	\$ 2,328,000.64	\$ 5,343.00	\$ 9,232,097.84	31.65 %
001-9412	GENERAL BUDGET RESERVE SET-ASIDE-1%/BWC	0.00	0.00	0.00	0.00	0.00	0.00	0.00	0.00	0.00
002-0000	BOND RETIREMENT FUND	2,508,665.63	0.00	2,508,665.63	2,106.88	2,106.88	0.00	0.00	2,506,558.75	0.08
003-0000	PERMANENT IMPROVEMENT FUND	362,500.03	82,944.21	445,444.24	111,961.35	111,961.35	87,066.18	445.78	246,416.71	44.68
004-0000	LFI BUILDING FUND	99,168.22	7,821,444.81	7,920,613.03	493,177.11	493,177.11	7,328,267.70	0.00	99,168.22	98.75
006-0000	FOOD SERVICE FUND	359,004.05	6,872.37	365,876.42	41,857.30	41,857.30	239,435.14	0.00	84,583.98	76.88
007-9100	LEXINGTON MINUTEMEN ACADEMIC SCHOLARSHIP FUND	7,750.00	3,500.00	11,250.00	0.00	0.00	3,500.00	0.00	7,750.00	31.11
007-9800	TERRY McCAMMON SCHOLARSHIP FUND	0.00	0.00	0.00	22,101.59	22,101.59	0.00	0.00	(22,101.59)	0.00
010-0000	CLASSROOM FACILITIES CONSTRUCTION FUND	1,733,446.03	35,629,274.28	37,362,720.31	1,378,409.49	1,378,409.49	34,372,282.79	0.00	1,612,028.03	95.69
018-9100	HIGH SCHOOL PRINCIPAL'S FUND	5,302.15	323.31	5,625.46	123.09	123.09	1,300.22	0.00	4,202.15	25.30
018-9101	HIGH SCHOOL FLOWER FUND	104.50	0.00	104.50	0.00	0.00	0.00	0.00	104.50	0.00
018-9200	JUNIOR HIGH PRINCIPAL'S FUND	2,706.34	5,880.00	8,586.34	0.00	0.00	6,015.00	0.00	2,571.34	70.05
018-9300	EASTERN PRINCIPAL'S FUND	1,700.75	386.00	2,086.75	0.00	0.00	386.00	0.00	1,700.75	18.50
018-9301	EASTERN ELEMENTARY BOOKFAIR/BOXTOP S FUND	5,198.64	0.00	5,198.64	0.00	0.00	4,288.85	0.00	909.79	82.50
018-9302	EASTERN ELEMENTARY MATH	518.26	0.00	518.26	0.00	0.00	0.00	0.00	518.26	0.00
018-9303	EASTERN RUN CLUB	885.92	0.00	885.92	0.00	0.00	0.00	0.00	885.92	0.00
018-9400	CENTRAL PRINCIPAL'S FUND	3,750.00	81.83	3,831.83	0.00	0.00	81.83	0.00	3,750.00	2.14
018-9401	CENTRAL ELEMENTARY BOOKFAIR FUND	3,250.00	0.00	3,250.00	0.00	0.00	0.00	0.00	3,250.00	0.00
018-9402	CENTRAL	750.00	0.00	750.00	0.00	0.00	0.00	0.00	750.00	0.00

Reporting Period: July 2021 (FY 2022)
 As Of Period: 07/31/2021

8/6/21 1:30 PM

LEXINGTON LOCAL SCHOOLS
Appropriation Summary Report

Fund-SCC	Description	FYTD Appropriated	Prior Year Encumbrance	FYTD Expendable	FYTD Expended	MTD Expended	Encumbrance	Future Encumbrance	FYTD Unencumbered	Percent Expended/Encumbered
	ELEMENTARY ART									
018-9500	WESTERN PRINCIPAL'S FUND	\$ 4,750.00	\$ 1,527.99	\$ 6,277.99	\$ 1,303.30	\$ 1,303.30	\$ 949.69	\$ 0.00	\$ 4,025.00	35.89 %
018-9501	WESTERN ELEMENTARY BOOKFAIR/BOXTOP S FUND	3,250.00	0.00	3,250.00	0.00	0.00	0.00	0.00	3,250.00	0.00
018-9503	WESTERN ELEMENTARY ART	993.21	0.00	993.21	0.00	0.00	0.00	0.00	993.21	0.00
018-9901	JUNIOR HIGH TEACHER ADVISORY FUND	54.63	0.00	54.63	0.00	0.00	0.00	0.00	54.63	0.00
019-9001	ACADEMIC BOOSTERS GRANTS	384.54	0.00	384.54	0.00	0.00	0.00	0.00	384.54	0.00
019-9121	CENTRAL ELEMENTARY PTO GRANTS	1,153.13	0.00	1,153.13	0.00	0.00	0.00	0.00	1,153.13	0.00
019-9122	EASTERN ELEMENTARY PTO GRANTS	1,200.67	0.00	1,200.67	0.00	0.00	0.00	0.00	1,200.67	0.00
019-9123	WESTERN ELEMENTARY PTO GRANTS	1,569.57	0.00	1,569.57	0.00	0.00	0.00	0.00	1,569.57	0.00
019-9200	RICHLAND COUNTY FOUNDATION GRANT PLAYGROUND	100.00	0.00	100.00	0.00	0.00	0.00	0.00	100.00	0.00
019-9218	RICH CO FOUND-WRITE STUFF STEAM KIT	26.47	0.00	26.47	52.93	52.93	0.00	0.00	(26.46)	199.96
019-9221	RICH CO FOUND-SCIENCE DISCOVERY BINS	0.48	0.00	0.48	0.95	0.95	0.00	0.00	(0.47)	197.92
019-9222	RICH CO FOUND-ONE BIG HAPPY FAMILY	344.37	0.00	344.37	2.41	2.41	0.00	0.00	341.96	0.70
019-9224	RICH CO FOUND-STEM SNAP CIRCUITS	739.11	0.00	739.11	66.36	66.36	0.00	0.00	672.75	8.98
019-9301	RICH CO FOUND/SECO ROBOTICS GRANT (HEIMANN)	15.86	0.00	15.86	0.00	0.00	0.00	0.00	15.86	0.00
019-9302	RICH CO RETIRED TEACHERS ASSOC	75.00	0.00	75.00	0.00	0.00	0.00	0.00	75.00	0.00
022-9601	OHSAA TOURNAMENT AGENCY FUND	9,814.01	0.00	9,814.01	0.00	0.00	14,000.00	0.00	(4,185.99)	142.65

Reporting Period: July 2021 (FY 2022)
 As Of Period: 07/31/2021

8/6/21 1:30 PM

**LEXINGTON LOCAL SCHOOLS
 Appropriation Summary Report**

Fund-SCC	Description	FYTD Appropriated	Prior Year Encumbrance	FYTD Expendable	FYTD Expended	MTD Expended	Encumbrance	Future Encumbrance	FYTD Unencumbered	Percent Expended/Encumbered
024-0000	EMPLOYEE BENEFITS FUND FOR MEDICAL/DENTAL	\$ 2,723,272.50	\$ 252,504.20	\$ 2,975,776.70	\$ 332,752.02	\$ 332,752.02	\$ 238,129.30	\$ 0.00	\$ 2,404,895.38	19.18 %
034-0000	OFCC PROJECT MAINTENANCE FUND	2,500.00	0.00	2,500.00	115.11	115.11	0.00	0.00	2,384.89	4.60
200-9101	HIGH SCHOOL ART CLUB	325.73	0.00	325.73	0.00	0.00	0.00	0.00	325.73	0.00
200-9102	HIGH SCHOOL DRAMA CLUB	10,000.00	510.00	10,510.00	0.00	0.00	3,839.62	0.00	6,670.38	36.53
200-9103	HIGH SCHOOL MATH CLUB	26.35	0.00	26.35	0.00	0.00	0.00	0.00	26.35	0.00
200-9104	HIGH SCHOOL LEADERSHIP COUNCIL	348.56	0.00	348.56	0.00	0.00	0.00	0.00	348.56	0.00
200-9105	HIGH SCHOOL FRENCH CLUB	189.88	0.00	189.88	0.00	0.00	0.00	0.00	189.88	0.00
200-9107	HIGH SCHOOL SPANISH CLUB	359.25	0.00	359.25	0.00	0.00	0.00	0.00	359.25	0.00
200-9108	HIGH SCHOOL LEO CLUB	500.00	0.00	500.00	0.00	0.00	0.00	0.00	500.00	0.00
200-9114	HIGH SCHOOL STUDENT COUNCIL FUND	1,250.00	0.00	1,250.00	0.00	0.00	1,500.00	0.00	(250.00)	120.00
200-9115	HIGH SCHOOL KEY CLUB	500.00	0.00	500.00	0.00	0.00	0.00	0.00	500.00	0.00
200-9116	HIGH SCHOOL CHESS CLUB	160.50	0.00	160.50	0.00	0.00	0.00	0.00	160.50	0.00
200-9119	HIGH SCHOOL YEARBOOK FUND	10,000.00	13,273.53	23,273.53	0.00	0.00	13,273.53	0.00	10,000.00	57.03
200-9120	HIGH SCHOOL JOURNALISM FUND	125.00	0.00	125.00	0.00	0.00	0.00	0.00	125.00	0.00
200-9121	HIGH SCHOOL NATIONAL HONOR SOCIETY	815.67	0.00	815.67	385.00	385.00	600.00	0.00	(169.33)	120.76
200-9201	JUNIOR HIGH ART CLUB	242.50	200.25	442.75	200.25	200.25	0.00	0.00	242.50	45.23
200-9204	JUNIOR HIGH STUDENT COUNCIL FUND	750.00	0.00	750.00	0.00	0.00	0.00	0.00	750.00	0.00
200-9205	JUNIOR HIGH LIBRARY CLUB	38.83	0.00	38.83	0.00	0.00	0.00	0.00	38.83	0.00
200-9301	EASTERN ELEMENTARY STUDENT ACTIVITY FUND	1,000.00	0.00	1,000.00	0.00	0.00	0.00	0.00	1,000.00	0.00
200-9302	EASTERN	712.58	0.00	712.58	0.00	0.00	0.00	0.00	712.58	0.00

Reporting Period: July 2021 (FY 2022)
 As Of Period: 07/31/2021

8/6/21 1:30 PM

**LEXINGTON LOCAL SCHOOLS
 Appropriation Summary Report**

Fund-SCC	Description	FYTD Appropriated	Prior Year Encumbrance	FYTD Expendable	FYTD Expended	MTD Expended	Encumbrance	Future Encumbrance	FYTD Unencumbered	Percent Expended/Encumbered
200-9611	ELEMENTARY ROBOTICS FUND HIGH SCHOOL INFORMED TEENS FUND	\$ 451.82	\$ 0.00	\$ 451.82	\$ 0.00	\$ 0.00	\$ 0.00	\$ 0.00	\$ 451.82	0.00 %
200-9612	JUNIOR HIGH INFORMED TEENS FUND	772.09	0.00	772.09	0.00	0.00	0.00	0.00	772.09	0.00
300-9115	JAZZ BAND	500.00	755.00	1,255.00	0.00	0.00	755.00	0.00	500.00	60.16
300-9116	CHOIR	792.48	0.00	792.48	0.00	0.00	0.00	0.00	792.48	0.00
300-9206	JUNIOR HIGH PHYS ED DEPARTMENT FUND	1,500.00	0.00	1,500.00	0.00	0.00	1,200.00	0.00	300.00	80.00
300-9210	JR HIGH INSTRUMENTAL	20.52	0.00	20.52	0.00	0.00	0.00	0.00	20.52	0.00
300-9600	ATHLETIC FUND	99,350.02	1,783.24	101,133.26	3,975.13	3,975.13	114,866.23	(205.92)	(17,708.10)	117.51
300-9601	ATHLETIC CAPITAL FUND	22,500.00	0.00	22,500.00	0.00	0.00	9,000.00	0.00	13,500.00	40.00
300-9602	ORCHESTRA	31.61	0.00	31.61	0.00	0.00	0.00	0.00	31.61	0.00
300-9603	ELEMENTARY MUSIC	786.05	0.00	786.05	0.00	0.00	0.00	0.00	786.05	0.00
300-9605	BAND	116.48	0.00	116.48	0.00	0.00	0.00	0.00	116.48	0.00
451-9022	DATA COMMUNICATION FUND	0.00	0.00	0.00	0.00	0.00	9,000.00	0.00	(9,000.00)	0.00
467-0000	STUDENT WELLNESS AND SUCCESS FUND	205,688.49	27,112.82	232,801.31	10,164.67	10,164.67	31,112.82	0.00	191,523.82	17.73
507-9022	ESSER ARP FUNDING	0.00	0.00	0.00	61,417.50	61,417.50	110,174.26	0.00	(171,591.76)	0.00
507-9921	ESSER II FUNDING	448,171.33	2,596.00	450,767.33	3,256.91	3,256.91	55,440.63	0.00	392,069.79	13.02
516-9021	IDEA-B SPECIAL EDUCATION FY21	293,111.06	77,470.19	370,581.25	3,898.14	3,898.14	77,470.19	0.00	289,212.92	21.96
516-9022	IDEA-B SPECIAL EDUCATION FY22	0.00	0.00	0.00	1,464.42	1,464.42	24,781.23	3,800.00	(26,245.65)	0.00
572-9021	TITLE I FY21	136,983.64	2,217.72	139,201.36	2,769.74	2,769.74	2,217.72	0.00	134,213.90	3.58
572-9022	TITLE I FY22	0.00	0.00	0.00	0.00	0.00	681.44	0.00	(681.44)	0.00
584-9022	TITLE IV FY22	0.00	0.00	0.00	1,345.00	1,345.00	18,649.37	0.00	(19,994.37)	0.00
587-9022	EARLY CHILDHOOD SPECIAL EDUCATION IDEA FY22	0.00	0.00	0.00	0.00	0.00	766.24	0.00	(766.24)	0.00
599-9921	RICHLAND COUNTY MOBILE HOT SPOT GRANT	10,400.00	600.00	11,000.00	614.96	614.96	600.00	0.00	9,785.04	11.05
Grand		\$	\$	\$ 4,419,835.78	\$ 4,419,835.78		\$	\$ 9,382.86	\$	

Total

22,177,413.15 44,353,721.76 66,531,134.91

45,099,631.62

17,011,667.51