


LEXINGTON LOCAL SCHOOLS



FINANCIAL REPORT
FOR THE PERIOD ENDING
AUGUST 31, 2019

PREPARED BY
JASON WHITESEL, TREASURER

DATE: 09/04/2019
TIME: 14:16

LEXINGTON LOCAL SCHOOLS
CASH RECONCILIATION AS OF 08/31/2019

PAGE: 1
(USAEMSED)

	SUB-TOTALS	TOTALS
	-----	-----
Gross Depository Balances:		
RICHLAND BANK MMA 5719	\$ 8,327,163.48	
RICHLAND BANK SWEEP ACCT 3520	1,925,091.19	
RICHLAND BANK GENERAL ACCT 0580	300,520.00	
RICHLAND BANK ANTHEM SWEEP 3523	1,146,844.56	
RICHLAND BANK EE BENEFITS 3180	0.00	
RICHLAND BANK PAYROLL ACCT 9780	12,549.12	
RICHLAND BANK ATHLETIC ACCT 3280	4,415.00	

Total Depository Balances (Gross)		\$ 11,716,583.35
Adjustments to Bank Balance:		
Cash in Transit to Bank	\$ 6,305.00	
Outstanding Checks	248,551.80-	
Adjustments	734.84-	
Municipal Income Tax -\$723.90		
Outstanding Vision Adjustment -\$10.94		

Total Adjustments to Bank Balance		242,981.64-
Investments:		
Treasury Bonds and Notes	\$ 28,254,150.81	
Certificate of Deposits	6,978,000.00	
Other Securities	23,391,838.98	
Other Investments:		
Richland Bank MMA (5750)	17,816.42	
Richland Bank MMA (R252)	2,304,453.22	
Richland Bank MMA/Sav (R252)	248,000.00	

Total Investments		61,194,259.43
Cash on Hand:		
Petty Cash:		
TREASURER'S OFFICE	\$ 100.00	
HIGH SCHOOL	50.00	
JUNIOR HIGH SCHOOL	50.00	
EASTERN, CENTRAL, WESTERN	150.00	
Change Cash:		
ATHLETIC CHANGE	\$ 3,000.00	
CAFETERIA CHANGE	440.00	
JUNIOR HIGH SCHOOL	100.00	
Cash with Fiscal Agent	0.00	

Total Cash on Hand		3,890.00

Total Balances		\$ 72,671,751.14
		=====
Total Fund Balance		\$ 72,671,751.14
		=====

Depository Clearance Accounts:

Jason D. [Signature]

August 01, 2019 through August 31, 2019

Account Name : Lexington Local SD Managing Agency

Account No : 5750

Summary Of Investment Holdings

Quantity	Description		Unit Value	Market Value	Tax Cost	Estimated Ann Inc	Yield To Mkt
Money Markets - Taxable							
17,816.42	Northern Instl Government Select Portfolio		1.0000	17,816.42	17,816.42	354.55	1.99%
Totals				17,816.42	17,816.42	354.55	1.99%
Marketable CDs							
200,000	Abacus Federal Savings Bank	1.250%	09/17/2019	99.9642	199,928.40	2,500.00	1.25%
30,000	First General Bank	2.200%	01/21/2020	100.1232	30,036.96	660.00	2.20%
200,000	Alma Bank NY	1.300%	06/10/2020	99.6472	199,294.40	2,600.00	1.30%
150,000	Community Fin'l Svcs Bk KY	1.500%	08/19/2020	99.7709	149,656.35	2,250.00	1.50%
200,000	Bank Leumi USA NY NY	1.750%	08/25/2020	100.0132	200,026.40	3,500.00	1.75%
248,000	Wells Fargo Bank NA	2.800%	09/14/2020	101.0961	250,718.33	6,944.00	2.77%
200,000	Marlin Business Bank	1.850%	10/13/2020	100.1199	200,239.80	3,700.00	1.85%
175,000	Unison Bank	1.500%	11/25/2020	100.3340	175,584.50	2,625.00	1.50%
200,000	Goldman Sachs Bank USA	1.850%	02/17/2021	100.1271	200,254.20	3,700.00	1.85%
200,000	MB Financial Bank NA	1.400%	03/30/2021	99.0382	198,076.40	2,800.00	1.41%
100,000	BankVista	1.400%	04/06/2021	99.4160	99,416.00	1,400.00	1.41%
200,000	Bank of Santa Clarita CA	1.400%	04/15/2021	99.4048	198,809.60	2,800.00	1.41%
125,000	HSBC Bank USA NA	2.150%	07/26/2021	100.1021	125,127.63	2,687.50	2.15%
200,000	Stearns Bank NA	1.950%	09/29/2021	100.3121	200,624.20	3,900.00	1.94%
200,000	Citibank NA	3.150%	10/26/2021	102.8413	205,682.60	6,300.00	3.06%
200,000	BMW Bank North America	3.050%	12/28/2021	102.8187	205,637.40	6,100.00	2.97%
100,000	Medallion Bank UT	3.500%	01/10/2022	102.8627	102,862.70	3,500.00	3.40%
150,000	TIAA FSB	2.850%	02/22/2022	102.4996	153,749.40	4,275.00	2.78%
200,000	Bridgewater Bank Bloom MN	1.900%	02/28/2022	100.1982	200,396.40	3,800.00	1.90%
125,000	Citizens Alliance Bank	2.500%	03/15/2022	100.0742	125,092.75	3,125.00	2.50%
200,000	Continental Bank UT	1.900%	06/22/2022	100.1779	200,355.80	3,800.00	1.90%
200,000	American Express Centurion	2.400%	09/12/2022	101.1648	202,329.60	4,800.00	2.37%
200,000	Discover Bank	2.250%	09/27/2022	101.1801	202,360.20	4,500.00	2.22%

August 01, 2019 through August 31, 2019

Account Name : Lexington Local SD Managing Agency

Account No : 5750

Summary Of Investment Holdings

Quantity	Description			Unit Value	Market Value	Tax Cost	Estimated Ann Inc To Mkt	Yield
200,000	Sallie Mae Bank SLC UT	2.500%	12/13/2022	101.9783	203,956.60	200,000.00	5,000.00	2.45%
25,000	State Bank of India NY	3.000%	03/06/2023	103.7199	25,929.98	25,000.00	750.00	2.89%
200,000	Comenity Capital Bank	2.700%	04/17/2023	102.7532	205,506.40	200,000.00	5,400.00	2.63%
150,000	Merrick Bank	2.050%	07/12/2023	100.4056	150,608.40	150,000.00	3,075.00	2.04%
<i>Totals</i>					4,612,261.40	4,578,000.00	96,491.50	2.09%
<u>U.S. Treasury Bills</u>								
125,000	US Treasury Bill		11/21/2019	99.5746	124,468.25	124,409.56	2,424.64	1.95%
<i>Totals</i>					124,468.25	124,409.56	2,424.64	1.95%
<u>U.S. Govt Agy-Non-Ex St-Int Only</u>								
200,000	FHLMC	1.300%	10/25/2019	99.8804	199,760.85	200,000.00	2,600.00	1.30%
300,000	FNMA	1.300%	07/28/2020	99.5995	298,798.46	300,000.00	3,900.00	1.31%
<i>Totals</i>					498,559.31	500,000.00	6,500.00	1.30%
<i>Grand Total</i>					5,253,105.38	5,220,225.98	105,770.69	2.01%

August 01, 2019 through August 31, 2019

Account Name : Lexington Local SD Bond Acct Man Agcy

Account No : R252

Summary Of Investment Holdings

Quantity	Description		Unit Value	Market Value	Tax Cost	Estimated Ann Inc	Yield To Mkt
<u>Money Markets - Taxable</u>							
2,304,453.22	Northern Instl Government Select Portfolio		1.0000	2,304,453.22	2,304,453.22	45,858.62	1.99%
Totals				2,304,453.22	2,304,453.22	45,858.62	1.99%
<u>Money Markets/Savings - Taxable</u>							
248,000	Park National Bank FDIC Account (P250)		1.0000	248,000.00	248,000.00	5,034.40	2.03%
Totals				248,000.00	248,000.00	5,034.40	2.03%
<u>Marketable CDs</u>							
248,000	BankUnited NA	2.000%	10/24/2019	100.0069	248,017.11	248,000.00	4,960.00 2.00%
238,000	SouthEast Bank	2.000%	10/24/2019	100.0069	238,016.42	238,000.00	4,760.00 2.00%
238,000	Great Western Bank	2.000%	11/29/2019	100.0192	238,045.70	238,000.00	4,760.00 2.00%
238,000	Zions Bancorp NA	1.950%	03/23/2020	100.0638	238,151.84	238,000.00	4,641.00 1.95%
248,000	Safra National Bank NY	2.000%	04/15/2020	100.1194	248,296.11	248,000.00	4,960.00 2.00%
238,000	Bank of America	1.950%	04/24/2020	100.0978	238,232.76	238,000.00	4,641.00 1.95%
238,000	Bank of Baroda	2.000%	04/24/2020	100.1304	238,310.35	238,000.00	4,760.00 2.00%
238,000	First National Bank	1.950%	06/25/2020	100.1618	238,385.08	238,000.00	4,641.00 1.95%
238,000	Goldman Sachs Bank USA	1.950%	07/23/2020	100.1811	238,431.02	238,000.00	4,641.00 1.95%
238,000	Morgan Stanley Bank NA	1.950%	07/24/2020	100.1820	238,433.16	238,000.00	4,641.00 1.95%
Totals				2,402,319.55	2,400,000.00	47,405.00	1.97%
<u>U.S. Treasury Bills</u>							
6,500,000	US Treasury Bill		10/17/2019	99.7568	6,484,192.00	6,468,789.17	123,912.91 1.91%
6,500,000	US Treasury Bill	2.010%	01/16/2020	99.3066	6,454,929.00	6,437,681.25	118,318.85 1.83%
15,000,000	US Treasury Bill		07/16/2020	98.4712	14,770,680.00	14,723,270.83	260,850.21 1.77%
Totals				27,709,801.00	27,629,741.25	503,081.97	1.82%
<u>Commercial Paper - Corporate</u>							
2,950,000	Concord Minutemen Com'l Pape	2.120%	10/11/2019	99.5230	2,935,928.50	2,935,928.50	62,540.00 2.13%

August 01, 2019 through August 31, 2019

Account Name : Lexington Local SD Bond Acct Man Agcy

Account No : R252

Summary Of Investment Holdings

Quantity	Description			Unit Value	Market Value	Tax Cost	Estimated Ann Inc	Yield To Mkt
2,950,000	Jupiter Sec Co LLC Com'l Pap	2.120%	11/14/2019	99.3228	2,930,021.95	2,930,021.94	62,540.00	2.13%
2,950,000	Skandinav Enskida Bank Com'l	2.040%	12/06/2019	99.2237	2,927,098.18	2,927,098.17	60,180.00	2.06%
2,950,000	Old Line Funding LLC Com'l P	2.030%	01/07/2020	99.0470	2,921,887.33	2,921,887.32	59,884.99	2.05%
2,950,000	Boeing Company Com'l Paper	2.030%	01/08/2020	99.0414	2,921,720.98	2,921,720.97	59,885.00	2.05%
2,950,000	Collat CP Flex Co LLC Com'l	2.030%	01/13/2020	99.0132	2,920,889.22	2,920,889.24	59,885.01	2.05%
2,950,000	Suncorp Metway Ltd Com'l Pap	2.030%	01/16/2020	98.9963	2,920,390.20	2,920,390.19	59,885.00	2.05%
2,950,000	Fed Caisses Desjardins Com'l	2.030%	02/24/2020	98.7764	2,913,902.65	2,913,902.65	59,885.01	2.06%
Totals					23,391,839.01	23,391,838.98	484,685.01	2.07%
Grand Total					56,056,412.78	55,974,033.45	1,086,065.00	1.94%

LEXINGTON LOCAL SCHOOLS
INVESTMENT REPORT FOR THE MONTH ENDING
AUGUST 31, 2019

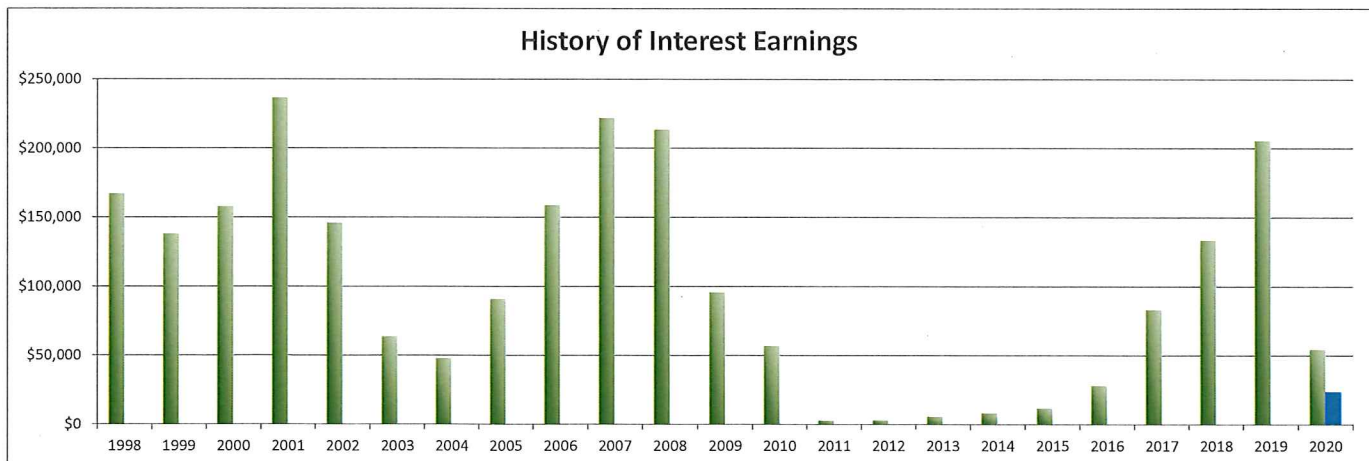
INTEREST EARNED:	THIS MONTH	FISCAL YEAR TO DATE
Richland Bank, General Sweep	\$3,826.83	\$6,384.83
Richland Bank, General MMA	\$14,804.08	\$21,698.81
Richland Bank, Anthem Sweep	\$1,871.02	\$3,669.87
Star Ohio	\$0.00	\$0.00
CDs, Bonds, and other investments	\$9,064.24	\$22,582.31
TOTAL INTEREST RECEIVED	\$29,566.17	\$54,335.82

INTEREST EARNED (LEX BOND ACCT)	THIS MONTH	FISCAL YEAR TO DATE
Richland Bank, General Sweep	\$0.00	\$0.00
Richland Bank, General MMA	\$0.00	\$0.00
Richland Bank, Anthem Sweep	\$0.00	\$0.00
Star Ohio	\$0.00	\$0.00
CDs, Bonds, and other investments	\$24,033.45	\$24,033.45
TOTAL INTEREST RECEIVED	\$24,033.45	\$24,033.45

History of Interest Earnings	Fiscal Year	Interest Earnings
	1998	\$ 167,057.52
	1999	\$ 138,113.69
	2000	\$ 157,991.72
	2001	\$ 236,839.79
	2002	\$ 146,052.34
	2003	\$ 63,712.36
	2004	\$ 47,970.95
	2005	\$ 90,719.94
	2006	\$ 158,724.51
	2007	\$ 221,998.86
	2008	\$ 213,660.34
	2009	\$ 95,639.63
	2010	\$ 56,860.22
	2011	\$ 3,001.78
	2012	\$ 3,090.00
	2013	\$ 5,758.97
	2014	\$ 8,349.92
	2015	\$ 11,765.22
	2016	\$ 28,300.22
	2017	\$ 83,194.26
	2018	\$ 133,582.49
	2019	\$ 205,588.68
FISCAL Year To Date	2020	\$54,335.82

Lex Bond Acct Interest Earnings	Fiscal Year	Interest Earnings
FISCAL Year To Date	2020	\$24,033.45

Total Interest Earnings 1998 to Present	\$ 2,332,309.23
--	------------------------



Fnd	Sec	Description	Beginning Balance	MTD Revenues	FYTD Revenues	MTD Expenditures	FYTD Expenditures	Current Available Balance
001	0000	GENERAL FUND	9,425,388.56	2,296,286.43	7,146,983.61	2,276,661.13	4,395,178.68	12,177,193.49
001	9412	GENERAL BUDGET RESERVE SE	87,928.97	.00	.00	.00	.00	87,928.97
002	0000	BOND RETIREMENT FUND	1,925.89	.00	3,149,132.24	.00	.00	3,151,058.13
003	0000	PERMANENT IMPROVEMENT FUN	65,009.60	41,428.63	281,142.87	146,637.26	348,328.26	2,175.79
004	0000	LFI BUILDING FUND	.00	4,703.60	56,474,942.01	45,000,000.00	45,520,238.41	10,954,703.60
006	0000	FOOD SERVICE FUND	2,391.51	24,905.09	24,905.09	55,260.21	99,445.08	76,931.50
007	9100	LEXINGTON MINUTEMEN ACADE	18,983.37	2,216.82	2,351.91	.00	.00	21,335.28
007	9800	TERRY McCAMMON SCHOLARSHI	12,770.55	22.79	46.27	.00	.00	12,816.82
010	0000	CLASSROOM FACILITIES CONS	.00	45,019,329.85	45,019,329.85	.00	.00	45,019,329.85
018	9100	HIGH SCHOOL PRINCIPAL'S F	1,364.37	46.09	61.09	30.03	154.41	1,271.05
018	9200	JUNIOR HIGH PRINCIPAL'S F	2,084.24	4,284.00	4,284.00	.00	.00	6,368.24
018	9300	EASTERN PRINCIPAL'S FUND	5,077.34	.00	.00	.00	.00	5,077.34
018	9301	EASTERN ELEMENTARY BOOKFA	9,119.25	.00	.00	430.24	430.24	8,689.01
018	9302	EASTERN ELEMENTARY MATH	1,236.52	.00	.00	.00	150.00	1,086.52
018	9303	EASTERN RUN CLUB	206.68	1,010.00	1,010.00	.00	.00	1,216.68
018	9400	CENTRAL PRINCIPAL'S FUND	8,832.01	483.08	483.08	.00	.00	9,315.09
018	9401	CENTRAL ELEMENTARY BOOKFA	3,284.84	10.00	10.00	.00	.00	3,294.84
018	9402	CENTRAL ELEMENTARY ART	1,941.37	.00	.00	.00	.00	1,941.37
018	9500	WESTERN PRINCIPAL'S FUND	16,890.68	1,900.00	1,900.00	2,200.00	2,200.00	16,590.68
018	9501	WESTERN ELEMENTARY BOOKFA	2,944.06	5.00	5.00	.00	.00	2,949.06
018	9503	WESTERN ELEMENTARY ART	1,986.42	.00	.00	.00	.00	1,986.42
018	9901	JUNIOR HIGH TEACHER ADVIS	109.25	.00	.00	.00	.00	109.25
019	9001	ACADEMIC BOOSTERS GRANTS	769.07	.00	.00	.00	.00	769.07
019	9121	CENTRAL ELEMENTARY PTO GR	974.67	19.61	24.04	.00	.00	998.71
019	9122	EASTERN ELEMENTARY PTO GR	1,279.64	19.62	24.04	.00	.00	1,303.68
019	9123	WESTERN ELEMENTARY PTO GR	1,429.82	19.63	24.06	.00	255.79	1,198.09
019	9200	RICHLAND COUNTY FOUNDATIO	200.00	.00	.00	.00	.00	200.00
019	9218	RICH CO FOUNO-WRITE STUFF	52.93	.00	.00	.00	.00	52.93
019	9301	RICH CO FOUNO/SECO ROBOTI	31.72	.00	.00	.00	.00	31.72
019	9302	RICH CO RETIRED TEACHERS	150.00	.00	.00	.00	.00	150.00
022	9601	OHSAA TOURNAMENT AGENCY F	108.42	.00	.00	640.00	640.00	531.58
024	0000	EMPLOYEE BENEFITS FUND FO	1,148,706.99	441,392.00	878,748.23	354,799.93	880,621.60	1,146,833.62
200	9101	HIGH SCHOOL ART CLUB	93.76	.00	.00	.00	.00	93.76
200	9102	HIGH SCHOOL DRAMA CLUB	25,775.03	.00	.00	51.00	51.00	25,724.03
200	9103	HIGH SCHOOL MATH CLUB	52.70	.00	.00	.00	.00	52.70
200	9104	HIGH SCHOOL LEADERSHIP CO	754.05	.00	.00	.00	.00	754.05
200	9105	HIGH SCHOOL FRENCH CLUB	302.37	.00	.00	.00	.00	302.37
200	9107	HIGH SCHOOL SPANISH CLUB	618.50	.00	.00	50.00	50.00	568.50
200	9108	HIGH SCHOOL LEO CLUB	3,286.40	.00	12.24	.00	.00	3,298.64
200	9114	HIGH SCHOOL STUDENT COUNC	2,958.92	.00	.00	900.00	900.00	2,058.92
200	9115	HIGH SCHOOL KEY CLUB	950.98	.00	.00	.00	.00	950.98
200	9116	HIGH SCHOOL CHESS CLUB	321.00	.00	.00	.00	.00	321.00
200	9119	HIGH SCHOOL YEARBOOK FUND	49,110.95	2,155.00	4,525.00	.00	.00	53,635.95
200	9120	HIGH SCHOOL JOURNALISM FU	505.44	.00	.00	.00	.00	505.44
200	9121	HIGH SCHOOL NATIONAL HONO	807.17	.00	290.00	.00	.00	1,097.17
200	9201	JUNIOR HIGH ART CLUB	541.33	.00	.00	.00	.00	541.33

Fnd	Sc	Description	Beginning Balance	MTD Revenues	FYTD Revenues	MTD Expenditures	FYTD Expenditures	Current Available Balance
200	9204	JUNIOR HIGH STUDENT COUNC	1,000.31	.00	.00	.00	.00	1,000.31
200	9205	JUNIOR HIGH LIBRARY CLUB	77.65	.00	.00	.00	.00	77.65
200	9301	EASTERN ELEMENTARY STUDEN	1,233.78	.00	.00	.00	.00	1,233.78
200	9302	EASTERN ELEMENTARY ROBOTI	650.95	.00	.00	.00	.00	650.95
200	9611	HIGH SCHOOL INFORMED TEEN	903.63	.00	.00	.00	.00	903.63
200	9612	JUNIOR HIGH INFORMED TEEN	492.74	.00	.00	.00	.00	492.74
300	9115	JAZZ BAND	1,850.81	.00	.00	.00	.00	1,850.81
300	9116	CHOIR	1,085.20	.00	.00	.00	.00	1,085.20
300	9206	JUNIOR HIGH PHYS ED DEPAR	3,924.68	.00	.00	634.24	634.24	3,290.44
300	9210	JR HIGH INSTRUMENTAL	41.03	.00	.00	.00	.00	41.03
300	9600	ATHLETIC FUND	6,471.99	33,127.00	52,034.30	39,085.85	49,705.20	8,801.09
300	9601	ATHLETIC CAPITAL FUND	39,000.00	.00	13,000.00	.00	.00	52,000.00
300	9602	ORCHESTRA	63.22	.00	.00	.00	.00	63.22
300	9603	ELEMENTARY MUSIC	1,795.57	.00	.00	.00	.00	1,795.57
300	9605	BAND	232.95	.00	.00	.00	.00	232.95
516	9019	IDEA-B SPECIAL EDUCATION	40,448.50-	38,457.23	78,905.73	3,725.25	38,457.23	.00
516	9020	IDEA-B SPECIAL EDUCATION	.00	.00	.00	11,794.98	15,853.47	15,853.47-
572	9019	TITLE I FY19	11,341.27-	9,875.64	21,216.91	5,787.16	16,521.53	6,645.89-
572	9020	TITLE I FY20	.00	.00	.00	13,762.34	13,762.34	13,762.34-
587	9019	EARLY CHILDHOOD SPECIAL E	7,546.89-	.00	7,546.89	.00	.00	.00
599	9020	TITLE IV FY20	.00	.00	.00	11,572.01	11,572.01	11,572.01-
Grand Total All Funds			10,903,962.17	47,921,697.11	113,162,938.46	47,924,021.63	51,395,149.49	72,671,751.14
Total Invested Funds			.00					

DATE: 09/04/2019
TIME: 12:29:04OHIO DEPARTMENT OF EDUCATION - OFFICE OF SCHOOL MANAGEMENT ASSISTANCE
ANNUAL SPENDING PLAN (CURRENT OPERATION - GENERAL FUND ONLY - O.R.C. 5705.391)

PAGE: 1

SCHOOL DISTRICT: LEXINGTON LOCAL SCHOOLS

IRN # 049437

COUNTY: RICHLAND

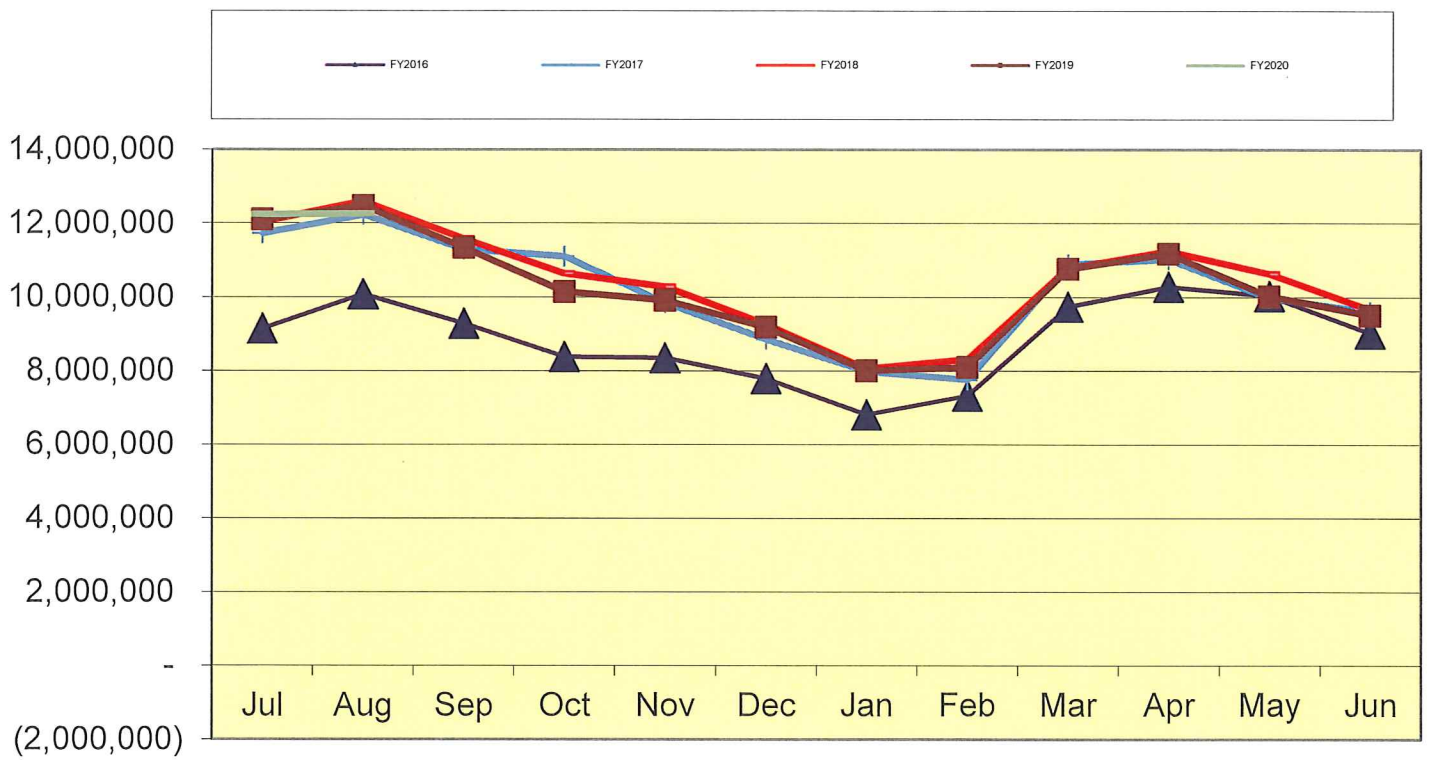
FISCAL YEAR: 2020 MONTH: 08

	MONTHLY ESTIMATE	MONTHLY ACTUAL	MONTHLY DIFFERENCE	FISCAL YTD ESTIMATE	FISCAL YTD ACTUAL	FISCAL YTD DIFFERENCE
REVENUES						
01.010 General Property (Real Estate)	700,000	862,591	162,591	4,584,038	4,746,629	162,591
01.020 Tangible Personal Property Tax	330,000	344,301	14,301	375,545	389,846	14,301
01.030 Income Tax	0	0	0	0	0	0
01.035 Unrestricted Grants-in-Aid	955,000	951,045	3,955-	1,831,165	1,827,210	3,955-
01.040 Restricted Grants-in-Aid	6,100	6,231	131	12,276	12,407	131
01.045 Restricted Grants-in-Aid - SFSF	0	0	0	0	0	0
01.050 Property Tax Allocation	47,500	47,708	208	47,500	47,708	208
01.060 All Other Operating Revenue	75,000	79,228	4,228	75,251	103,241	27,990
01.070 Total Revenue	2,113,600	2,291,104	177,504	6,925,775	7,127,041	201,266
OTHER FINANCING SOURCES						
02.010 Proceeds from Sale of Notes	0	0	0	0	0	0
02.020 State Emergency Loans & Advancements (Approved)	0	0	0	0	0	0
02.040 Operating Transfers-In	0	0	0	0	0	0
02.050 Advances-In	0	0	0	0	0	0
02.060 All Other Financing Sources	35,000	5,183	29,817-	49,759	19,942	29,817-
02.070 Total Other Financing Sources	35,000	5,183	29,817-	49,759	19,942	29,817-
02.080 Total Revenues and Other Financing Sources	2,148,600	2,296,287	147,687	6,975,534	7,146,983	171,449
EXPENDITURES						
03.010 Personal Services	1,080,000	1,084,701	4,701	2,160,000	2,159,392	608-
03.020 Employees' Retirement/Insurance Benefits	600,000	620,633	20,633	1,150,000	1,173,192	23,192
03.030 Purchased Services	345,000	271,593	73,407-	720,000	639,466	80,534-
03.040 Supplies and Materials	141,000	204,003	63,003	216,000	289,954	73,954
03.050 Capital Outlay	15,000	6,826	8,174-	22,000	16,354	5,646-
03.060 Intergovernmental	0	0	0	0	0	0
04.010 Debt Service: All Principal (Historical)	0	0	0	0	0	0
04.020 Debt Service: Principal - Notes	0	0	0	0	0	0
04.030 Debt Service: Principal - State Loans	0	0	0	0	0	0
04.040 Debt Service: Principal - State Advancements	0	0	0	0	0	0
04.050 Debt Service: Principal - HB 264 Loans	0	0	0	0	0	0
04.055 Debt Service: Principal - Other	0	0	0	0	0	0
04.060 Debt Service: Interest and Fiscal Charges	0	0	0	0	0	0
04.300 Other Objects	85,500	88,905	3,405	111,000	116,821	5,821
04.500 Total Expenditures	2,266,500	2,276,661	10,161	4,379,000	4,395,179	16,179
OTHER FINANCING USES						
05.010 Operating Transfers - Out	0	0	0	0	0	0
05.020 Advances - Out	0	0	0	0	0	0
05.030 All Other Financing Uses	0	0	0	0	0	0
05.040 Total Other Financing Uses	0	0	0	0	0	0
05.050 Total Expenditure and Other Financing Uses	2,266,500	2,276,661	10,161	4,379,000	4,395,179	16,179
06.010 Excess Rev & Oth Financing Sources over(under) Exp &	117,900-	19,626	137,526	2,596,534	2,751,804	155,270
07.010 Beginning Cash Balance	12,227,752	12,245,496	17,744	9,513,318	9,513,318	0
07.020 Ending Cash Balance	12,109,852	12,265,122	155,270	12,109,852	12,265,122	155,270
08.010 Outstanding Encumbrances	2,400,000	2,134,201	265,799-	2,400,000	2,134,201	265,799-

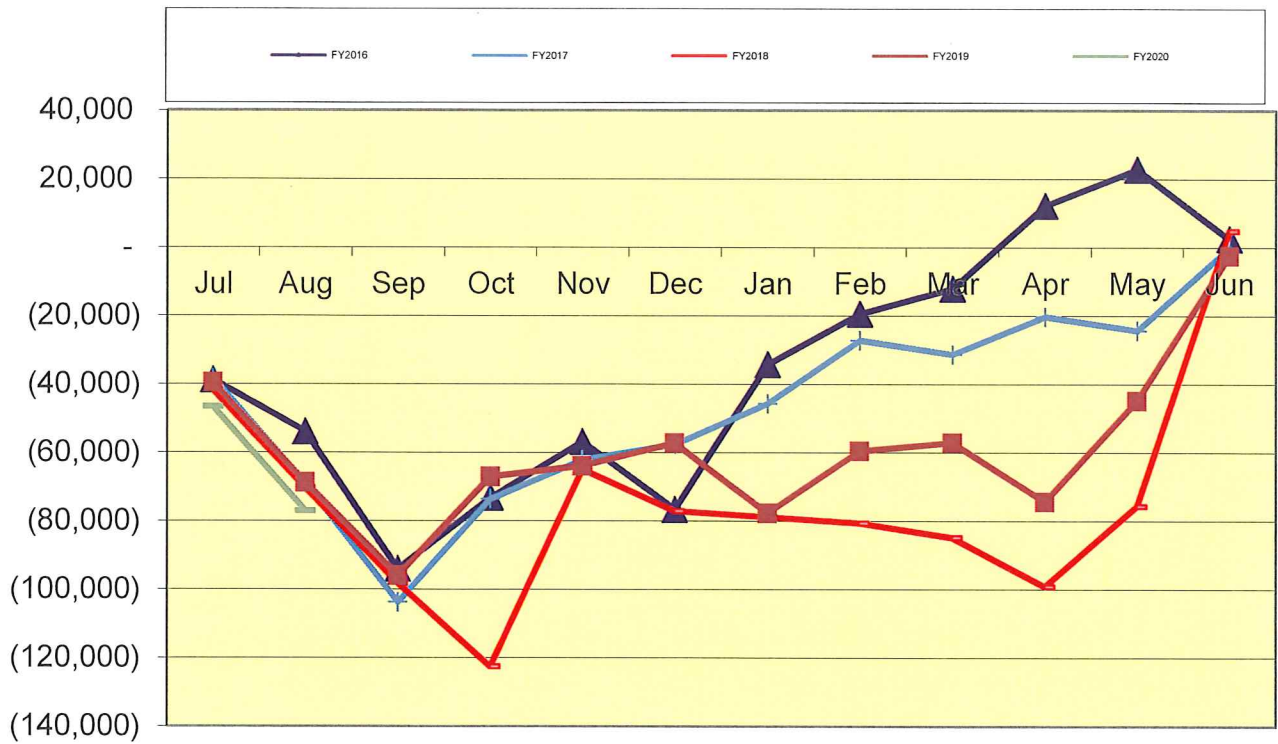
**LEXINGTON LOCAL SCHOOL DISTRICT
GENERAL FUND ONLY 2019-2020
SUMMARY OF RECEIPTS AND EXPENDITURES - FIVE YEAR FORECAST FORMAT**

LINE 7.010	BEGINNING CASH BALANCE		\$ 9,513,318		
	8/31/2019	FISCAL	FISCAL	VARIANCE	PERCENT
		YEAR TO DATE	YEAR TO DATE	Estimate vs.	of
		Estimate	Actual	Actual	VARIANCE
REVENUES					
LINE 1.010	Real Estate Tax	\$ 4,584,038	\$ 4,746,629	\$162,591	3.55%
LINE 1.020	Personal Property Tax	\$ 375,545	\$ 389,846	\$14,301	3.81%
LINE 1.030	Income Tax	\$ -	\$ -	\$0	
LINE 1.035	State Funding	\$ 1,831,165	\$ 1,827,210	(\$3,955)	-0.22%
LINE 1.040	Career Tech / Economic Disadv.	\$ 12,276	\$ 12,407	\$131	1.07%
LINE 1.050	Property Tax Allocation	\$ 47,500	\$ 47,708	\$208	0.44%
LINE 1.060	Other Operating Revenue	\$ 75,251	\$ 103,241	\$27,990	37.20%
LINE 1.070	TOTAL REVENUE	\$ 6,925,775	\$ 7,127,041	\$201,266	2.91%
			\$ -		
LINE 2.01	Proceeds from Notes	\$ -	\$ -	\$0	
LINE 2.04	Transfers In	\$ -	\$ -	\$0	
LINE 2.050	Advances In	\$ -	\$ -	\$0	#DIV/0!
LINE 2.060	Other Financing Sources	\$ 49,759	\$ 19,942	(\$29,817)	-59.92%
LINE 2.070	TOTAL OTHER SOURCES	\$ 49,759	\$ 19,942	(\$29,817)	-59.92%
LINE 2.080	TOTAL REVENUES & Sources	\$ 6,975,534	\$ 7,146,983	\$171,449	2.46%
EXPENSES					
LINE 3.010	Salaries	\$ 2,160,000	\$ 2,159,392	\$608	0.03%
LINE 3.020	Retirement and Benefits	\$ 1,150,000	\$ 1,173,192	(\$23,192)	-2.02%
LINE 3.030	Purchased Services	\$ 720,000	\$ 639,466	\$80,534	11.19%
LINE 3.040	Supplies and Materials	\$ 216,000	\$ 289,954	(\$73,954)	-34.24%
LINE 3.050	Capital Outlay and Equipment	\$ 22,000	\$ 16,354	\$5,646	25.66%
LINE 3.06	INTERGOVERNMENTAL	\$ -	\$ -	\$0	
LINE 4.020	DEBT SERVICE - Notes	\$ -	\$ -	\$0	
LINE 4.060	DEBT SERVICE - Interest charges	\$ -	\$ -	\$0	
LINE 4.300	Other Objects	\$ 111,000	\$ 116,821	(\$5,821)	-5.24%
LINE 4.500	TOTAL EXPENDITURES	\$ 4,379,000	\$ 4,395,179	(\$16,179)	-0.37%
			\$ -		
LINE 5.00	TRANSFERS OUT	\$ -	\$ -	\$0	
LINE 5.02	ADVANCES OUT	\$ -	\$ -	\$0	
LINE 5.03	ALL OTHER USES	\$ -	\$ -	\$0	
LINE 5.040	TOTAL OTHER USES	\$ -	\$ -	\$0	
LINE 5.050	TOTAL EXPENDITURES & USES	\$ 4,379,000	\$ 4,395,179	(\$16,179)	-0.37%
		Estimate	Actual	Variance	
LINE 6.010	REVENUES OVER EXPENSES	\$ 2,596,534	\$ 2,751,804	\$155,270	
LINE 7.020	ENDING CASH BALANCE	\$ 12,109,852	\$ 12,265,122	\$155,270	
	Less Reserves	\$ (87,929)	\$ (87,929)	\$ -	
LINE 8.010	Less Outstanding Encumbrances	\$ (2,400,000)	\$ (2,134,201)	\$ 265,799	-11.07%
LINE 15.010	Unreserved Fund Balance	\$ 9,621,923	\$ 10,042,992	\$421,069	4.38%
		Estimate	Actual	Benchmark Yr. End	
	Salaries/Benefits as % of Revenue	47.8%	46.8%	80.1% or below	
	True Days Cash - Calendar Days on which can operate	136	142	90 or above optimal	

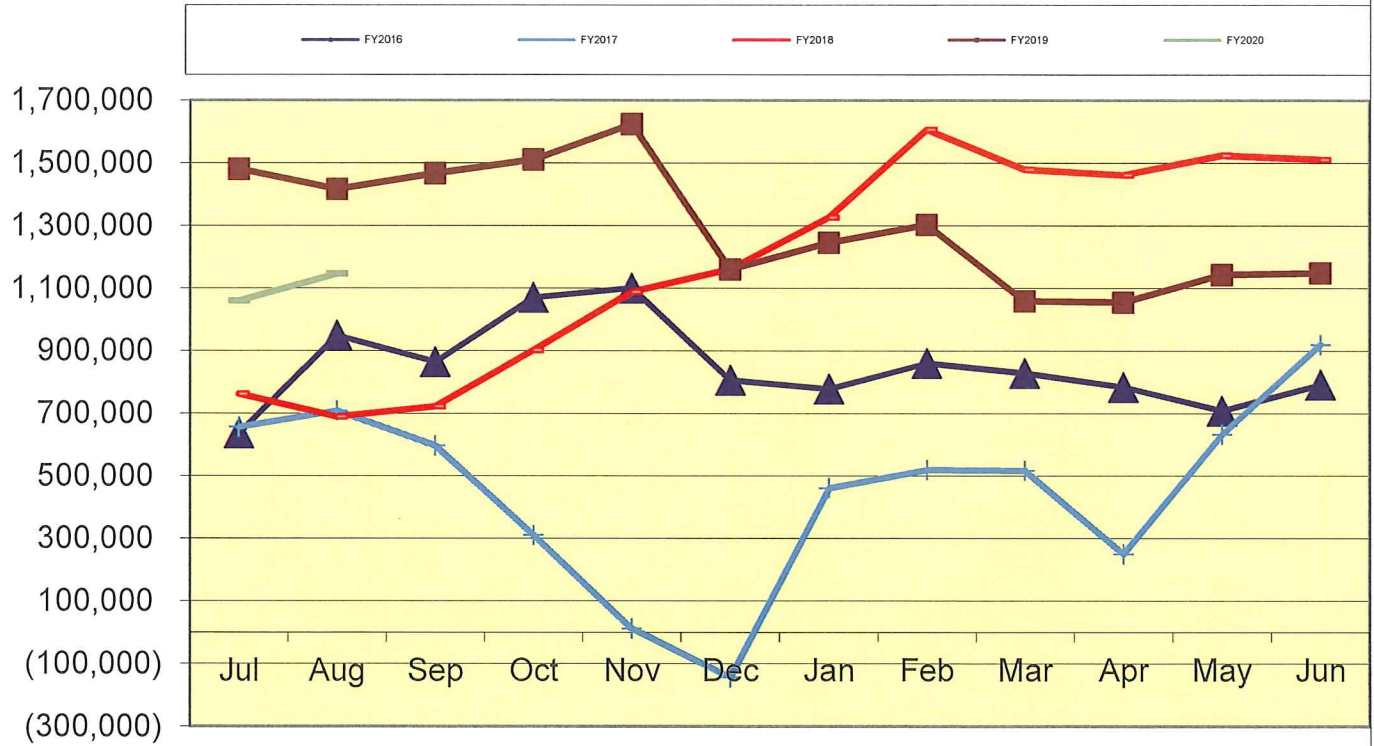
Lexington Local Schools General Fund Cash Balance



Lexington Local Schools Food Service Fund Cash Balance



Lexington Local Schools Employee Benefits Fund Cash Balance



Lexington Local Schools

**Permanent Improvement Fund
8/31/2019**

	Budgeted Amount	Actual Fiscal Year Expended	Current Encumbrances	Expenses / Encumbrances Over/Under Estimate	Remaining Estimated PI Project Costs
Instruction and Administration					
JH Social Studies Textbooks	\$ 21,000.00	\$ 20,707.50	\$ -	\$292.50	\$292.50
Western Elementary Equipment/Materials	\$ 18,734.00	\$ 17,643.55	\$ 1,175.03	(\$84.58)	(\$84.58)
Spanish Textbooks/Materials	\$ 9,152.90	\$ -	\$ -	\$9,152.90	\$9,152.90
HS Art Equipment	\$ 8,237.63	\$ -	\$ 8,237.63	\$0.00	\$0.00
JH Robotics Equipment	\$ 8,119.82	\$ -	\$ 8,119.82	\$0.00	\$0.00
HS Instrumental Music Equipment	\$ 2,333.33	\$ 2,126.57	\$ 206.76	(\$0.00)	(\$0.00)
Eastern Tables	\$ 4,328.32	\$ -	\$ 3,934.84	\$393.48	\$393.48
HS Protective Gym Flooring	\$ 3,515.20	\$ 3,515.20	\$ -	\$0.00	\$0.00
Eastern PE Equipment	\$ 3,000.00	\$ 3,250.00	\$ -	(\$250.00)	(\$250.00)
JH PE Equipment	\$ 1,030.54	\$ -	\$ 1,030.54	\$0.00	\$0.00
AudioMeter (Nurse)	\$ 1,043.67	\$ 1,043.67	\$ -	\$0.00	\$0.00
Wilson Foundation Teacher Kits	\$ 2,606.30	\$ -	\$ -	\$2,606.30	\$2,606.30
Eastern Reading Books	\$ 755.16	\$ 536.97	\$ 218.19	\$0.00	\$0.00
Eastern Social Studies Text Set	\$ 729.08	\$ -	\$ 729.08	\$0.00	\$0.00
Central Equipment	\$ 790.60	\$ 640.60	\$ -	\$150.00	\$150.00
Central Tables	\$ 392.44	\$ -	\$ 392.44	\$0.00	\$0.00
Maintenance					
New Maintenance Truck	\$ 45,435.50	\$ -	\$ 45,435.50	\$0.00	\$0.00
Roof Project Western/Central	\$ 28,345.00	\$ 28,345.00	\$ -	\$0.00	\$0.00
Roof Project Bus Garage	\$ 28,392.00	\$ -	\$ 28,392.00	\$0.00	\$0.00
Transportation					
New mini-buses	\$ 89,400.00	\$ 89,400.00	\$ -	\$0.00	\$0.00
New handicap bus	\$ 86,916.00	\$ -	\$ 86,916.00	\$0.00	\$0.00
Transportation Power Washer	\$ 7,843.06	\$ 7,843.06	\$ -	\$0.00	\$0.00
Transportation Gas Tank	\$ 3,798.00	\$ 3,798.00	\$ -	\$0.00	\$0.00
Technology					
Computers, servers, tech equip., etc.	\$ 200,000.00	\$ 107,582.51	\$ 26,284.36	\$66,133.13	\$66,133.13
Western Tech Equipment	\$ 3,500.00	\$ 3,500.00	\$ -	\$0.00	\$0.00
Eastern Tech Equipment	\$ 5,000.00	\$ 425.28	\$ 4,604.94	(\$30.22)	(\$30.22)
Food Service					
Food Service Equipment	\$ 15,816.00	\$ -	\$ 15,816.00	\$0.00	\$0.00
Athletics and Student Activities					
HS Athletics Equipment	\$ 21,584.58	\$ 3,542.00	\$ 18,056.58	(\$14.00)	(\$14.00)
HS Marching Bank Uniforms	\$ 62,000.00	\$ 49,165.00	\$ 12,234.00	\$601.00	\$601.00
Fees					
Tax Collection Fees	\$ 14,500.00	\$ 5,263.35	\$ -	\$9,236.65	\$9,236.65
Totals					
	\$ 698,299.13	\$ 348,328.26	\$ 261,783.71	\$88,187.16	\$88,187.16
Total Budgeted	\$ 698,299.13				
Actual Cash Balance 7/1/19	\$ 65,009.60				
Revenues FY20 - Taxes from levy	\$ 281,142.87				
Expenditures FY20	\$ (348,328.26)				
Current Cash Balance	(\$2,175.79)				
Current Encumbrances	\$ (261,783.71)				
Available Balance	(\$263,959.50)				

Remaining Estimated Revenues FY20 - Taxes from levy	\$ 393,857.13
Less: Remaining Estimated PI Project Costs	(\$88,187.16)
6/30/20 Estimated Carryover	\$ 41,710.47

Lexington Local Schools

Food Service Fund 2019-20 vs. 2018-2019 vs. 2017-2018

							Beginning Balance 7/1/18	\$ (2,391)
2019-2020 Through 8/31/19								
<i>Revenues</i>	District-Wide	High School	Junior High	Eastern	Central	Western	Total	
Student Type A, Ezpay, Misc	\$ -	\$ 6,482	\$ 3,684	\$ 4,704	\$ 3,857	\$ 3,763	\$ 22,490	
Student Break, Milk & A La Carte	\$ -	\$ 1,333	\$ 379	\$ 190	\$ 57	\$ 160	\$ 2,119	
Adult & Misc revenues	\$ -	\$ 202	\$ 40	\$ 30	\$ 16	\$ 8	\$ 296	
State Reimb	\$ -	\$ -	\$ -	\$ -	\$ -	\$ -	\$ -	
Federal Reimb	\$ -	\$ -	\$ -	\$ -	\$ -	\$ -	\$ -	
Transfer In	\$ -	\$ -	\$ -	\$ -	\$ -	\$ -	\$ -	
Total Revenues	\$ -	\$ 8,017	\$ 4,103	\$ 4,924	\$ 3,930	\$ 3,931	\$ 24,905	
<i>Expenses</i>								
Wages	\$ 8,112	\$ 16,972	\$ 9,384	\$ 5,917	\$ 5,542	\$ 5,599	\$ 51,526	
Severance	\$ -	\$ -	\$ -	\$ -	\$ -	\$ -	\$ -	
Retirement	\$ 1,947	\$ 4,845	\$ 1,314	\$ 4,991	\$ 1,761	\$ 1,892	\$ 16,750	
Medical	\$ 4,897	\$ 7,258	\$ 2,712	\$ 5,901	\$ 1,356	\$ -	\$ 22,124	
Life, Dent, MC, WC	\$ 223	\$ 538	\$ 380	\$ 239	\$ 167	\$ 74	\$ 1,621	
Purch Serv, Repairs, Phone, Post	\$ 769	\$ 4,412	\$ 657	\$ 320	\$ 320	\$ 405	\$ 6,883	
Supplies	\$ 541	\$ -	\$ -	\$ -	\$ -	\$ -	\$ 541	
Food Costs	\$ -	\$ -	\$ -	\$ -	\$ -	\$ -	\$ -	
Equipment	\$ -	\$ -	\$ -	\$ -	\$ -	\$ -	\$ -	
Other Costs	\$ -	\$ -	\$ -	\$ -	\$ -	\$ -	\$ -	
Total Expenses	\$ 16,489	\$ 34,025	\$ 14,447	\$ 17,368	\$ 9,146	\$ 7,970	\$ 99,445	
Net Gain (Loss)	\$ (16,489)	\$ (26,008)	\$ (10,344)	\$ (12,444)	\$ (5,216)	\$ (4,039)	\$ (74,540)	
							Ending Cash Balance 8/31/19	\$ (76,931)

							Beginning Balance 7/1/18	\$ 4,848
2018-2019 Through 8/31/18								
<i>Revenues</i>	District-Wide	High School	Junior High	Eastern	Central	Western	Total	
Student Type A, Ezpay, Misc	\$ -	\$ 8,600	\$ 3,788	\$ 4,467	\$ 3,858	\$ 4,189	\$ 24,902	
Student Break, Milk & A La Carte	\$ -	\$ 2,617	\$ 628	\$ 347	\$ 185	\$ 108	\$ 3,885	
Adult & Misc revenues	\$ -	\$ 233	\$ 55	\$ 40	\$ 10	\$ 23	\$ 361	
State Reimb	\$ -	\$ -	\$ -	\$ -	\$ -	\$ -	\$ -	
Federal Reimb	\$ -	\$ -	\$ -	\$ -	\$ -	\$ -	\$ -	
Transfer In	\$ -	\$ -	\$ -	\$ -	\$ -	\$ -	\$ -	
Total Revenues	\$ -	\$ 11,450	\$ 4,471	\$ 4,854	\$ 4,053	\$ 4,320	\$ 29,148	
<i>Expenses</i>								
Wages	\$ 7,953	\$ 19,254	\$ 8,982	\$ 5,709	\$ 5,290	\$ 5,434	\$ 52,622	
Severance	\$ -	\$ -	\$ -	\$ -	\$ -	\$ -	\$ -	
Retirement	\$ 1,908	\$ 5,800	\$ 2,935	\$ 4,347	\$ 2,289	\$ 1,789	\$ 19,068	
Medical	\$ 4,782	\$ 9,969	\$ 4,206	\$ 5,763	\$ 1,324	\$ -	\$ 26,044	
Life, Dent, MC, WC	\$ 222	\$ 644	\$ 365	\$ 234	\$ 164	\$ 72	\$ 1,701	
Purch Serv, Repairs, Phone, Post	\$ 766	\$ 540	\$ 355	\$ 320	\$ 320	\$ 320	\$ 2,621	
Supplies	\$ 678	\$ -	\$ -	\$ -	\$ -	\$ -	\$ 678	
Food Costs	\$ -	\$ -	\$ -	\$ -	\$ -	\$ -	\$ -	
Equipment	\$ -	\$ -	\$ -	\$ -	\$ -	\$ -	\$ -	
Other Costs	\$ -	\$ -	\$ -	\$ -	\$ -	\$ -	\$ -	
Total Expenses	\$ 16,309	\$ 36,207	\$ 16,843	\$ 16,373	\$ 9,387	\$ 7,615	\$ 102,734	
Net Gain (Loss)	\$ (16,309)	\$ (24,757)	\$ (12,372)	\$ (11,519)	\$ (5,334)	\$ (3,295)	\$ (73,586)	
							Ending Cash Balance 8/31/18	\$ (68,738)

							Beginning Balance 7/1/17	\$ 13
2017-2018 Through 8/31/17								
<i>Revenues</i>	District-Wide	High School	Junior High	Eastern	Central	Western	Total	
Student Type A, Ezpay, Misc	\$ -	\$ 9,068	\$ 3,133	\$ 4,915	\$ 3,637	\$ 3,002	\$ 23,755	
Student Break, Milk & A La Carte	\$ -	\$ 2,080	\$ 338	\$ 193	\$ 63	\$ 101	\$ 2,775	
Adult & Misc revenues	\$ -	\$ 127	\$ 52	\$ 26	\$ 23	\$ 24	\$ 252	
State Reimb	\$ -	\$ -	\$ -	\$ -	\$ -	\$ -	\$ -	
Federal Reimb	\$ -	\$ -	\$ -	\$ -	\$ -	\$ -	\$ -	
Transfer In	\$ -	\$ -	\$ -	\$ -	\$ -	\$ -	\$ -	
Total Revenues	\$ -	\$ 11,275	\$ 3,523	\$ 5,134	\$ 3,723	\$ 3,127	\$ 26,782	
<i>Expenses</i>								
Wages	\$ 7,908	\$ 17,988	\$ 7,713	\$ 5,597	\$ 6,091	\$ 5,423	\$ 50,720	
Severance	\$ -	\$ -	\$ -	\$ -	\$ -	\$ -	\$ -	
Retirement	\$ 1,887	\$ 7,846	\$ 2,176	\$ 3,217	\$ 3,507	\$ 2,016	\$ 20,649	
Medical	\$ 4,428	\$ 8,005	\$ 3,895	\$ 5,337	\$ 1,226	\$ -	\$ 22,891	
Life, Dent, MC, WC	\$ 213	\$ 530	\$ 329	\$ 218	\$ 171	\$ 73	\$ 1,534	
Purch Serv, Repairs, Phone, Post	\$ 440	\$ -	\$ -	\$ -	\$ -	\$ -	\$ 440	
Supplies	\$ 725	\$ -	\$ -	\$ -	\$ -	\$ -	\$ 725	
Food Costs	\$ -	\$ -	\$ -	\$ -	\$ -	\$ -	\$ -	
Equipment	\$ -	\$ -	\$ -	\$ -	\$ -	\$ -	\$ -	
Other Costs	\$ -	\$ -	\$ -	\$ -	\$ -	\$ -	\$ -	
Total Expenses	\$ 15,601	\$ 34,369	\$ 14,113	\$ 14,369	\$ 10,995	\$ 7,512	\$ 96,959	
Net Gain (Loss)	\$ (15,601)	\$ (23,094)	\$ (10,590)	\$ (9,235)	\$ (7,272)	\$ (4,385)	\$ (70,177)	
							Ending Cash Balance 8/31/17	\$ (70,164)

Check#	Check Date	Org Sta	Vendor Paid	Check Amount	Status Date
085738	08/05/2019	W/R	MOHICAN ADVENTURES	1,736.00	08/12/2019
085739	08/05/2019	W/R	MOHICAN SCHOOL IN THE OUT	3,170.00	08/06/2019
085740	08/05/2019	W/V	OHIO DREAMS, INC.	750.00	08/27/2019
085741	08/05/2019	W/R	CANION CREATIONS, LLC	221.00	08/13/2019
085742	08/05/2019	W/R	CARDINAL BUS SALES & SERVICE	263.96	08/09/2019
085743	08/05/2019	W/R	CenturyLink	820.65	08/13/2019
085744	08/05/2019	W/R	CULLIGAN QUALITY WATER	37.00	08/09/2019
085745	08/05/2019	W/R	CURRICULUM ASSOCIATES, INC.	251.09	08/12/2019
085746	08/05/2019	W/R	HAYES, JAMES	282.21	08/12/2019
085747	08/05/2019	W/R	LEXINGTON AUTO PARTS	18.57	08/09/2019
085748	08/05/2019	W/R	MANSFIELD COMMUNITY PLAYHOUSE	51.00	08/22/2019
085749	08/05/2019	W/R	PEARSON EDUCATION	4,993.96	08/12/2019
085750	08/05/2019	W/R	POST MASTER	220.00	08/07/2019
085751	08/05/2019	W/R	REALLY GOOD STUFF	107.40	08/12/2019
085752	08/05/2019	W/R	SCHMIDT SECURITY	3,223.00	08/08/2019
085753	08/05/2019	W/R	SCHOOL SPECIALTY INC.	2,837.51	08/09/2019
085754	08/05/2019	W/R	SCHOOLGY	16,231.25	08/09/2019
085755	08/05/2019	W/R	SENECA EAST	200.00	08/30/2019
085756	08/05/2019	W/W	THE PERICLES GROUP LLC	102.40	
085757	08/05/2019	W/R	TREASURER, STATE OF OHIO	491.25	08/13/2019
085758	08/05/2019	W/R	USI, INC.	481.28	08/12/2019
085759	08/07/2019	W/R	AMAZON.COM/ AMEX	444.75	08/13/2019
085760	08/07/2019	W/R	AMERICAN EXPRESS	566.30	08/13/2019
085761	08/07/2019	W/R	CLEARWATER SYSTEMS	119.60	08/13/2019
085762	08/07/2019	W/R	COLE DISTRIBUTING	1,281.99	08/13/2019
085763	08/07/2019	W/R	HOME DEPOT	105.85	08/13/2019
085764	08/07/2019	W/R	LOWE'S HOME CENTER	28.11	08/13/2019
085765	08/07/2019	W/R	MENARDS	543.49	08/14/2019
085766	08/07/2019	W/R	OHIO ASSOCIATION OF	45.00	08/28/2019
085767	08/07/2019	W/R	POST MASTER	62.40	08/14/2019
085768	08/07/2019	W/R	RUMPKE	153.21	08/16/2019
085769	08/08/2019	W/V	AGILE SPORTS TECHNOLOGIES	5,249.00	08/21/2019
085770	08/08/2019	W/R	BADERTSCHER, AMANDA	80.00	08/14/2019
085771	08/08/2019	W/R	PASHEILICH, CARLA	1,200.00	08/12/2019
085772	08/08/2019	W/R	CHARLES RITTER CO.	128.22	08/12/2019
085773	08/08/2019	W/R	DELL FINANCIAL SERVICES	9,259.57	08/19/2019
085774	08/08/2019	W/R	EIFRID, DIANE	1,815.00	08/12/2019
085775	08/08/2019	W/R	SPELLING OUT DYSLEXIA	600.00	08/14/2019
085776	08/08/2019	W/R	FLUENCY MATTERS	508.00	08/19/2019
085777	08/08/2019	W/R	FURBAY/MANSFIELD ELECTRIC	52.74	08/12/2019
085778	08/08/2019	W/R	GRAINGER	116.07	08/14/2019
085779	08/08/2019	W/R	HEALTHCARE BILLING SERVICES	309.08	08/12/2019
085780	08/08/2019	W/R	SWETLIC, JANICE	100.00	08/14/2019
085781	08/08/2019	W/R	KAHL'S TELECOMMUNICATIONS	40.00	08/13/2019
085782	08/08/2019	W/R	KIMBALL MIDWEST	723.72	08/13/2019
085783	08/08/2019	W/R	HAAS, MARSHA	525.00	08/14/2019
085784	08/08/2019	W/R	MENARDS	821.50	08/15/2019
085785	08/08/2019	W/R	MILLCRAFT	21,846.30	08/12/2019
085786	08/08/2019	W/R	MINUTEMAN PRESS	174.39	08/12/2019
085787	08/08/2019	W/R	NAVIANCE INC	7,850.01	08/12/2019
085788	08/08/2019	W/R	NOVA LUNA EDUC & CONSULTING	972.00	08/13/2019
085789	08/08/2019	W/R	PIONEER MANUFACTURING	264.00	08/13/2019

Check#	Check Date	Org Sta	Vendor Paid	Check Amount	Status Date
085790	08/08/2019	W/R	SARBACH, REBECCA	305.00	08/16/2019
085791	08/08/2019	W/W	BOGGS, ROBIN	44.75	
085792	08/08/2019	W/R	SAFELITE AUTO GLASS	209.99	08/13/2019
085793	08/08/2019	W/R	SCHMIDT SECURITY	138.00	08/13/2019
085794	08/08/2019	W/R	SCHOOL HEALTH CORP.	3,905.07	08/14/2019
085795	08/08/2019	W/R	SCHOOL SPECIALTY INC.	1,064.39	08/12/2019
085796	08/08/2019	W/R	SHAR PRODUCTS CO	2,029.80	08/13/2019
085797	08/08/2019	W/R	SHERWIN-WILLIAMS	1,018.73	08/14/2019
085798	08/08/2019	W/R	SMETZ'S TIRE SERVICE CENTER	1,057.00	08/14/2019
085799	08/08/2019	W/R	SPYDER SIGNS AND GRAPHICS	348.00	08/23/2019
085800	08/08/2019	W/R	STANBURY UNIFORMS	49,165.00	08/14/2019
085801	08/08/2019	W/R	SUNBELT RENTALS	1,406.35	08/14/2019
085802	08/08/2019	W/R	TREASURER, STATE OF OHIO	426.00	08/19/2019
085803	08/08/2019	W/R	DO NOT USE TURNITIN, LLC	3,725.00	08/14/2019
085804	08/08/2019	W/R	VILLAGE OF LEXINGTON	2,804.29	08/16/2019
085805	08/12/2019	W/W	COLONIAL GOLFERS CLUB	165.00	
085807	08/12/2019	W/R	ACT CUSTOMER SERVICES	30.00	08/19/2019
085808	08/12/2019	W/R	ADVANCED KEY & LOCK SHOP	45.00	08/19/2019
085809	08/12/2019	W/R	BRIDGEWAY ACADEMY	5,380.00	08/16/2019
085810	08/12/2019	W/R	CAPSTONE PRESS, INC	1,299.00	08/19/2019
085811	08/12/2019	W/R	CARDINAL BUS SALES & SERVICE	734.61	08/16/2019
085812	08/12/2019	W/R	CARSON-DELLOSA PUBLISHING LLC	34.92	08/19/2019
085813	08/12/2019	W/R	CHARLES RITTER CO.	64.56	08/15/2019
085814	08/12/2019	W/R	ANTHONY, CHRISTY	25.00	08/15/2019
085815	08/12/2019	W/W	COWLES, CINDY	1,202.04	
085816	08/12/2019	W/R	CLEAR FORK VALLEY (ATH)	200.00	08/15/2019
085817	08/12/2019	W/R	CLEVELAND TANK AND SUPPLY	2,396.00	08/21/2019
085818	08/12/2019	W/R	CULLIGAN QUALITY WATER	37.00	08/19/2019
085819	08/12/2019	W/R	EDMENTUM, INC	814.00	08/23/2019
085820	08/12/2019	W/R	SPELLING OUT DYSLEXIA	300.00	08/16/2019
085821	08/12/2019	W/R	FOCUS CURRICULUM	924.00	08/21/2019
085822	08/12/2019	W/R	GRAINGER	11.73	08/19/2019
085823	08/12/2019	W/R	HAYES, JAMES	282.21	08/26/2019
085824	08/12/2019	W/R	LAKESHORE LEARNING MATERIALS	493.39	08/19/2019
085825	08/12/2019	W/R	LEARNING A-Z	3,343.05	08/19/2019
085826	08/12/2019	W/R	LESCH BATTERY & POWER	95.74	08/15/2019
085827	08/12/2019	W/R	LEXINGTON AUTO PARTS	1,374.84	08/16/2019
085828	08/12/2019	W/R	WILLIAMSON, LISA	100.00	08/26/2019
085829	08/12/2019	W/R	MADISON LOCAL SCHOOLS	200.00	08/15/2019
085830	08/12/2019	W/W	ELDRIDGE, MARSHA	25.00	
085831	08/12/2019	W/R	MCGRAW-HILL EDUCATION INC	20,707.50	08/20/2019
085832	08/12/2019	W/R	MENARDS	587.64	08/23/2019
085833	08/12/2019	W/R	ACORN DISTRIBUTORS, INC.	65.00	08/16/2019
085834	08/12/2019	W/R	ORTON GILLINGHAM	89.95	08/21/2019
085835	08/12/2019	W/W	PAPERCUT SOFTWARE	1,250.00	
085836	08/12/2019	W/R	PEARSON EDUCATION	1,845.43	08/19/2019
085837	08/12/2019	W/R	PIONEER MANUFACTURING	3,887.50	08/15/2019
085838	08/12/2019	W/R	REALLY GOOD STUFF	169.67	08/19/2019
085839	08/12/2019	W/W	RESOURCES FOR EDUCATORS, INC.	248.50	
085840	08/12/2019	W/R	ROCHESTER 100 INC.	965.25	08/23/2019
085841	08/12/2019	W/R	SCHOOL DATE BOOKS	286.74	08/19/2019
085842	08/12/2019	W/R	SCHOOL HEALTH CORP.	1,081.18	08/19/2019

Check#	Check Date	Org Sta	Vendor Paid	Check Amount	Status Date
085843	08/12/2019	W/R	SCHOOL SPECIALTY INC.	4,361.00	08/19/2019
085844	08/12/2019	W/R	SIESEL DISTRIBUTING, LLC	57.98	08/16/2019
085845	08/12/2019	W/R	SMETZ'S TIRE SERVICE CENTER	3,171.00	08/19/2019
085846	08/12/2019	W/R	STUDIES WEEKLY INC.	573.75	08/22/2019
085847	08/12/2019	W/R	THE LIBRARY STORE	327.24	08/19/2019
085848	08/12/2019	W/R	OSU KEEP BOOKS	770.00	08/22/2019
085849	08/12/2019	W/R	TOLEDO P.E. SUPPLY	144.88	08/20/2019
085850	08/12/2019	W/R	TRANSPORTATION ACCESSORIES CO.	44.42	08/20/2019
085851	08/12/2019	W/R	OHIO BUREAU OF CRIMINAL IDENT.	119.75	08/16/2019
085852	08/12/2019	W/W	VOLZ, TRICIA L. NON-1099	279.13	
085853	08/12/2019	W/R	TRUCK SALES & SERVICE, INC.	3,253.07	08/16/2019
085854	08/12/2019	W/R	WESTBROOK COUNTRY CLUB	3,750.00	08/15/2019
085855	08/12/2019	W/R	WOODWIND AND BRASSWIND	1,055.17	08/23/2019
085856	08/12/2019	W/R	ZANER-BLOSER	1,274.21	08/16/2019
085857	08/13/2019	W/R	AMERICAN ELECTRIC POWER	17,190.17	08/20/2019
085858	08/13/2019	W/R	ASHLAND CITY SCHOOLS	325.00	08/21/2019
085859	08/13/2019	W/R	BARNES & NOBLE	536.97	08/20/2019
085860	08/13/2019	W/R	CHARLES RITTER CO.	188.38	08/20/2019
085861	08/13/2019	W/V	CUBICLES.COM	1,158.00	08/22/2019
085862	08/13/2019	W/R	AVITA HEALTH SYSTEM	110.00	08/20/2019
085863	08/13/2019	W/R	J & B ACCOUSTICAL	406.61	08/16/2019
085864	08/13/2019	W/R	HOUSTON, JENI	12.03	08/15/2019
085865	08/13/2019	W/R	BRANE, JENNIFER	675.00	08/20/2019
085866	08/13/2019	W/R	KELL ACE HARDWARE	200.89	08/20/2019
085867	08/13/2019	W/R	LAKESHORE LEARNING MATERIALS	75.00	08/21/2019
085868	08/13/2019	W/R	MCGRAW-HILL EDUCATION INC	6,842.64	08/20/2019
085869	08/13/2019	W/R	KATHREIN, MICHAEL	50.00	08/20/2019
085870	08/13/2019	W/R	MID-OHIO ED. SERVICE CENTER	288.00	08/16/2019
085871	08/13/2019	W/R	MINUTEMAN PRESS	2,287.60	08/16/2019
085872	08/13/2019	W/R	PERRYSBURG SCHOOLS	200.00	08/23/2019
085873	08/13/2019	W/R	POST MASTER	275.00	08/21/2019
085874	08/13/2019	W/R	RIDDELL	3,422.70	08/19/2019
085875	08/13/2019	W/W	BOGGS, ROBIN	28.00	
085876	08/13/2019	W/R	SCHOOL HEALTH CORP.	177.78	08/19/2019
085877	08/13/2019	W/R	ST FRANCIS DESALES SCHOOL	200.00	08/20/2019
085878	08/13/2019	W/R	TIFFIN COLUMBIAN HIGH SCHOOL	280.00	08/19/2019
085879	08/13/2019	W/R	PARR, TINA MARIE	360.00	08/27/2019
085880	08/13/2019	W/R	TRANSPORTATION ACCESSORIES CO.	191.75	08/20/2019
085881	08/13/2019	W/R	UNITED ART & EDUCATION	25.00	08/20/2019
085882	08/13/2019	W/R	VAN BUREN LOCAL SCHOOLS	250.00	08/23/2019
085883	08/13/2019	W/R	WAYNE'S COUNTRY MARKET	64.00	08/21/2019
085884	08/16/2019	W/R	33 FOREVER, INC	450.00	08/23/2019
085885	08/16/2019	W/R	BADERTSCHER, AMANDA	90.00	08/26/2019
085886	08/16/2019	W/R	CHARLES RITTER CO.	626.48	08/22/2019
085887	08/16/2019	W/R	THOMAS, CHRISTY	1,005.00	08/23/2019
085888	08/16/2019	W/R	COLE-PARMER	162.06	08/27/2019
085889	08/16/2019	W/W	COUNTY TREASURERS' EDUCATIONAL	100.00	
085890	08/16/2019	W/R	DISCOUNT MAGAZINE	103.00	08/28/2019
085891	08/16/2019	W/R	EJ THERAPY	7,646.25	08/26/2019
085892	08/16/2019	W/R	SPELLING OUT DYSLEXIA	300.00	08/26/2019
085893	08/16/2019	W/R	GRADY ENTERPRISES, INC.	1,094.07	08/30/2019
085894	08/16/2019	W/W	HEINEMANN	574.75	

Check#	Check Date	Org Sta	Vendor Paid	Check Amount	Status Date
085895	08/16/2019	W/W	RICE, HOLLY	229.79	
085896	08/16/2019	W/R	HOUGHTON MIFFLIN HARCOURT	849.10	08/26/2019
085897	08/16/2019	W/R	KAEDEN CORPORATION	129.00	08/27/2019
085898	08/16/2019	W/W	LEXINGTON ATH. BOOSTERS	640.00	
085899	08/16/2019	W/R	LOW TEMP REFRIGERATION INC.	4,223.90	08/26/2019
085900	08/16/2019	W/R	MID-OHIO ED. SERVICE CENTER	406.15	08/22/2019
085901	08/16/2019	W/R	MILLCRAFT	731.88	08/26/2019
085902	08/16/2019	W/R	POST MASTER	220.00	08/26/2019
085903	08/16/2019	W/R	STEPHENS, RICK	599.00	08/27/2019
085904	08/16/2019	W/R	SCHOLASTIC INC	730.73	08/28/2019
085905	08/16/2019	W/R	SCHOLASTIC CLASSROOM MAGAZINES	727.38	08/27/2019
085906	08/16/2019	W/R	SCHOOL HEALTH CORP.	937.50	08/27/2019
085907	08/16/2019	W/R	SCHOOL SPECIALTY INC.	3,557.23	08/26/2019
085908	08/16/2019	W/R	CATALYST LIFE SERVICES	450.00	08/26/2019
085909	08/16/2019	W/R	TRANSPORTATION ACCESSORIES CO.	469.60	08/26/2019
085910	08/16/2019	W/R	UPS STORE	18.64	08/26/2019
085911	08/16/2019	W/R	YABLA INC.	1,105.77	08/28/2019
085912	08/16/2019	W/R	ZANER-BLOSER	7,904.15	08/26/2019
085913	08/20/2019	W/R	FAST EDDIES	2,855.65	08/21/2019
085914	08/20/2019	B/R	SAINIAK, KEVIN	66.25	08/29/2019
085915	08/20/2019	B/B	SANDERS, JON	63.85	
085916	08/20/2019	B/R	CARDINAL BUS SALES & SERVICE	15.80	08/26/2019
085917	08/21/2019	B/B	THE FRIENDS OF THE 179TH	190.00	
085918	08/21/2019	W/R	AGILE SPORTS TECHNOLOGIES	5,249.00	08/28/2019
085919	08/21/2019	W/W	AATSP (AMERICA ASSOC. OF	50.00	
085920	08/22/2019	W/R	MAURIC, ANNEMARIE	25.00	08/29/2019
085921	08/22/2019	W/R	ASHLAND CITY SCHOOLS	225.00	08/28/2019
085922	08/22/2019	W/R	BENCHMARK EDUCATION CO.	103.40	08/27/2019
085923	08/22/2019	W/W	MORTON, BUCK	105.00	
085924	08/22/2019	W/R	CBIZ BENEFITS & INSURANCE	2,750.00	08/27/2019
085925	08/22/2019	W/R	CDW-G	879.04	08/30/2019
085926	08/22/2019	W/R	CLARITY FOR COMMUNICATION, LLC	3,500.00	08/27/2019
085927	08/22/2019	W/R	CLEAR FORK VALLEY LOCAL	200.00	08/27/2019
085928	08/22/2019	W/R	CLYDE-GREEN SPRINGS SCHOOLS	210.00	08/27/2019
085929	08/22/2019	W/W	CUBICLES.COM	1,158.00	
085930	08/22/2019	W/W	EGGERTON, GENELLE	985.28	
085931	08/22/2019	W/R	EICHORN, HEIDEN	35.00	08/29/2019
085932	08/22/2019	W/W	REAMSNIDER, JENI	25.00	
085933	08/22/2019	W/R	KAEDEN CORPORATION	1,148.50	08/27/2019
085934	08/22/2019	W/W	GUY, KATHERINE	525.00	
085935	08/22/2019	W/R	KIMBALL MIDWEST	38.77	08/26/2019
085936	08/22/2019	W/R	THEM, LINDSAY	1,005.00	08/27/2019
085937	08/22/2019	W/W	HAMILTON, LORA	45.00	
085938	08/22/2019	W/R	NEWS-2-YOU, INC.	615.20	08/27/2019
085939	08/22/2019	W/R	OHIO.NET INTERNET PROVIDERS	357.60	08/27/2019
085940	08/22/2019	W/R	RYDIN DECAL	355.41	08/28/2019
085941	08/22/2019	W/R	SCHOOL HEALTH CORP.	61.46	08/29/2019
085942	08/22/2019	W/R	SCHOOL SPECIALTY INC.	2,581.78	08/27/2019
085943	08/22/2019	W/R	STUDIES WEEKLY INC.	914.25	08/29/2019
085944	08/22/2019	W/W	DAVIS, TAD	675.00	
085945	08/22/2019	W/W	TEACHER DIRECT	48.80	
085946	08/22/2019	W/R	TRANSPORTATION ACCESSORIES CO.	484.74	08/27/2019

Check#	Check Date	Org Sta	Vendor Paid	Check Amount	Status Date
085947	08/22/2019	W/R	UCP OF GREATER CLEVELAND	8,400.00	08/27/2019
085948	08/23/2019	W/R	ADVANCED KEY & LOCK SHOP	197.50	08/30/2019
085949	08/23/2019	W/W	AMERICAN ART CLAY CO	35.85	
085950	08/23/2019	W/W	AMERICAN FIDELITY	1,499.00	
085951	08/23/2019	W/W	AWARDSMITH	349.75	
085952	08/23/2019	W/R	BAKER VEHICLE SYSTEMS, INC.	290.98	08/29/2019
085953	08/23/2019	W/W	BELLEVUE SCHOOL DISTRICT	210.00	
085954	08/23/2019	W/W	BLUESKY DESIGNS	150.00	
085955	08/23/2019	W/W	ACCESSIBILITY SOLUTIONS LLC	1,059.52	
085956	08/23/2019	W/W	CARDINAL BUS SALES & SERVICE	286.71	
085957	08/23/2019	W/W	CARDINAL RENTAL & SALES, LTD	82.88	
085958	08/23/2019	W/R	CHARLES RITTER CO.	85.92	08/29/2019
085959	08/23/2019	W/W	HOLFINGER, CHRISTOPHER	369.90	
085960	08/23/2019	W/R	COLES ENERGY, INC.	536.72	08/30/2019
085961	08/23/2019	W/W	COLUMBIA GAS OF OHIO	865.12	
085962	08/23/2019	W/W	COMPUTERS AT WORK! INC	25,490.42	
085963	08/23/2019	W/W	DIRECT ENERGY BUSINESS MARKETI	165.92	
085964	08/23/2019	W/W	DUNLAP INDUSTRIES	3,515.20	
085965	08/23/2019	W/W	SPELLING OUT DYSLEXIA	300.00	
085966	08/23/2019	W/W	FINDLAY CITY SCHOOLS	250.00	
085967	08/23/2019	W/W	FOCUS CURRICULUM	2,562.00	
085968	08/23/2019	W/W	GOPHER SPORTS	977.53	
085969	08/23/2019	W/W	GRAINGER	101.57	
085970	08/23/2019	W/W	NOLAND, HEATHER	25.00	
085971	08/23/2019	W/W	ITsavvy	1,020.00	
085972	08/23/2019	W/R	J & B ACCOUSTICAL	5,874.00	08/30/2019
085973	08/23/2019	W/W	WYANT, JANELLE	525.00	
085974	08/23/2019	W/W	PORT-A-POT	1,165.00	
085975	08/23/2019	W/R	MANSFIELD MEMORIAL PARK	250.00	08/30/2019
085976	08/23/2019	W/R	MANSFIELD STRUCTURAL &	384.00	08/30/2019
085977	08/23/2019	W/W	MENARDS	796.76	
085978	08/23/2019	W/W	KATHREIN, MICHAEL	23.00	
085979	08/23/2019	W/R	MID-OHIO ESC - SUMMIT	555.00	08/29/2019
085980	08/23/2019	W/W	OEDSA	200.00	
085981	08/23/2019	W/R	THEM, PETER	120.00	08/30/2019
085982	08/23/2019	W/W	PPG PITTSBURG PAINTS	311.60	
085983	08/23/2019	W/W	RUMPKE	999.17	
085984	08/23/2019	W/W	SCHMIDT SECURITY	1,688.25	
085985	08/23/2019	W/W	SHARE CORPORATION	2,519.50	
085986	08/23/2019	W/W	SIESEL DISTRIBUTING, LLC	3,975.00	
085987	08/23/2019	W/W	TEAM SPORTS, INC	808.00	
085988	08/23/2019	W/W	THE OHIO FLOOR COMPANY	600.00	
085989	08/23/2019	W/R	TRANSPORTATION ACCESSORIES CO.	592.00	08/30/2019
085990	08/23/2019	W/R	UNITED ART & EDUCATION	284.85	08/30/2019
085991	08/23/2019	W/W	VERIZON WIRELESS	1,000.84	
085992	08/27/2019	W/W	3D MOLECULAR DESIGNS	378.23	
085993	08/27/2019	W/W	3D UNIVERSE	225.00	
085994	08/27/2019	W/W	ARBOR SCIENTIFIC	582.28	
085995	08/27/2019	W/W	AWARDSMITH	29.75	
085996	08/27/2019	W/W	BIO CORPORATION	379.57	
085997	08/27/2019	W/W	BLICK ART MATERIALS	9,373.85	
085998	08/27/2019	W/W	CENGAGE LEARNING	335.50	

Check#	Check Date	Org Sta	Vendor Paid	Check Amount	Status Date
085999	08/27/2019	W/W	CHARLES RITTER CO.	200.79	
086000	08/27/2019	W/W	COLUMBUS CLAY CO	1,806.28	
086001	08/27/2019	W/W	COLUMBUS PRO PERCUSSION, INC.	893.09	
086002	08/27/2019	W/W	EDVOTEK	440.00	
086003	08/27/2019	W/W	SPELLING OUT DYSLEXIA	250.00	
086004	08/27/2019	W/W	FLINN SCIENTIFIC, INC.	7,380.46	
086005	08/27/2019	W/W	FREY SCIENTIFIC	2,488.61	
086006	08/27/2019	W/W	GIONINO'S PIZZERIA	18.00	
086007	08/27/2019	W/W	HOLLY'S BOOK RACK	12,612.50	
086008	08/27/2019	W/W	CHAMBERS, JAIME	1,005.00	
086009	08/27/2019	W/W	LESCH BATTERY & POWER	185.00	
086010	08/27/2019	W/W	MID-OHIO ED. SERVICE CENTER	180.00	
086011	08/27/2019	W/W	NEOLA, INC	12,700.00	
086012	08/27/2019	W/W	NOTECOUNSELOR, LLC	59.00	
086013	08/27/2019	W/W	PASCO SCIENTIFIC	399.00	
086014	08/27/2019	W/W	SCHOLASTIC CLASSROOM MAGAZINES	1,230.63	
086015	08/27/2019	W/W	SCHOOL HEALTH CORP.	196.36	
086016	08/27/2019	W/W	SCHOOL SPECIALTY INC.	2,750.25	
086017	08/27/2019	W/W	TEACHCHILDREN.COM	125.95	
086018	08/27/2019	W/W	HF GROUP - OHIO	350.81	
086019	08/27/2019	W/W	US BANK	1,718.45	
086020	08/27/2019	W/W	WARD'S NATURAL SCIENCE	100.22	
086021	08/27/2019	W/W	WEISER EDUCATIONAL, INC.	48.98	
086022	08/27/2019	W/W	YOUR SCIENCE HUB	655.80	
086023	08/27/2019	W/W	ZANER-BLOSER	1,170.63	
086024	08/30/2019	W/W	GENERAL BINDING CORPORATION	1,982.13	
086025	08/30/2019	W/W	AGINS & GILMAN LLC	4,500.00	
086026	08/30/2019	W/W	AIRGAS USA, LLC	208.61	
086027	08/30/2019	W/W	BADERTSCHER, AMANDA	100.00	
086028	08/30/2019	W/V	AMERICAN ELECTRIC POWER	23,296.15	08/30/2019
086029	08/30/2019	W/W	AWARDSMITH	209.00	
086030	08/30/2019	W/W	MORTON, BUCK	15.96	
086031	08/30/2019	W/W	CDW-G	2,124.00	
086032	08/30/2019	W/W	CENTER FOR RESPONSIVE SCHOOLS	324.00	
086033	08/30/2019	W/W	CenturyLink	842.12	
086034	08/30/2019	W/W	CHARLES RITTER CO.	114.31	
086035	08/30/2019	W/W	COWLES, CINDY	1,068.48	
086036	08/30/2019	W/W	CURRICULUM ASSOCIATES, INC.	726.94	
086037	08/30/2019	W/W	BENSON, DENISE	827.75	
086038	08/30/2019	W/W	ESC OF CENTRAL OHIO	50.00	
086039	08/30/2019	W/W	GOPHER SPORTS	912.06	
086040	08/30/2019	W/W	HEINEMANN	7,431.50	
086041	08/30/2019	W/W	HOUGHTON MIFFLIN HARCOURT	12,617.90	
086042	08/30/2019	W/W	INSTITUTE FOR EXCELLENCE	236.00	
086043	08/30/2019	W/W	HAYES, JAMES	476.28	
086044	08/30/2019	W/W	JOHN R. GREEN COMPANY	616.09	
086045	08/30/2019	W/W	KURTZ BROTHERS	65.50	
086046	08/30/2019	W/W	LAKESHORE LEARNING MATERIALS	609.89	
086047	08/30/2019	W/W	LEARNING A-Z	8,395.80	
086048	08/30/2019	W/W	DEVITO, MARSHA	643.75	
086049	08/30/2019	W/W	MID-OHIO ED. SERVICE CENTER	1,287.00	
086050	08/30/2019	W/W	MINUTEMAN PRESS	225.89	

Check#	Check Date	Org Sta	Vendor Paid	Check Amount	Status Date
086051	08/30/2019	W/W	OCTM	273.00	
086052	08/30/2019	W/W	OHIO HIGH SCHOOL ATH. ASSOC.	160.00	
086053	08/30/2019	W/W	OHIO SCHOOL BD. ASSOC.	676.00	
086054	08/30/2019	W/W	ONTARIO ATHLETIC DEPT.	200.00	
086055	08/30/2019	W/W	PRO-ED	1,952.50	
086056	08/30/2019	W/W	QUENCH	39.14	
086057	08/30/2019	W/W	RESOURCES FOR EDUCATORS, INC.	239.00	
086058	08/30/2019	W/W	ROCHESTER 100 INC.	506.25	
086059	08/30/2019	W/W	RUNNING WAREHOUSE	540.60	
086060	08/30/2019	W/W	SAM'S CLUB	907.44	
086061	08/30/2019	W/W	SCHOOL SPECIALTY INC.	10,646.87	
086062	08/30/2019	W/W	SOCIAL THINKING	289.49	
086063	08/30/2019	W/W	STAPLES	181.17	
086064	08/30/2019	W/W	SUNBELT RENTALS	1,117.60	
086065	08/30/2019	W/W	McBRIDE, SUSAN	1,005.00	
086066	08/30/2019	W/W	TEAM SPORTS, INC	3,542.00	
086067	08/30/2019	W/W	THE FIRST TEE OF CANTON, INC	3,250.00	
086068	08/30/2019	W/W	OSU KEEP BOOKS	2,200.00	
086069	08/30/2019	W/W	TRANSPORTATION ACCESSORIES CO.	875.33	
086070	08/30/2019	W/W	UNITED ART & EDUCATION	100.00	
086071	08/30/2019	W/W	VASU COMMUNICATIONS, INC.	46.20	
086072	08/30/2019	W/W	WAL-MART DISCOUNT CITIES	2,298.04	
086073	08/30/2019	W/W	WARD CUSTOM APPAREL	1,734.00	
086074	08/30/2019	W/W	WILSON LANGUAGE TRAINING	5,231.14	
086075	08/30/2019	W/W	WOOSTER HIGH SCHOOL	250.00	
086076	08/30/2019	W/W	ZANER-BLOSER	1,146.79	
086077	08/30/2019	W/W	AMERICAN ELECTRIC POWER	19,756.69	
086078	08/30/2019	W/W	LEXINGTON ATHLETIC DEPT.	2,600.00	
086079	08/30/2019	W/W	POST MASTER	1,100.00	
086080	08/30/2019	W/W	WAL-MART DISCOUNT CITIES	75.48	
691364	08/05/2019	C/R	LEXINGTON SCHOOLS - PAYROLL	531,645.62	08/05/2019
691372	08/08/2019	M/M	MEMO-S.E.R.S.	2,736.86	
691373	08/08/2019	M/M	MEMO-S.T.R.S.	7,571.02	
691374	08/08/2019	M/M	LEXINGTON SCHOOLS - PAYROLL	7,148.72	
691375	08/20/2019	C/R	LEXINGTON SCHOOLS - PAYROLL	580,469.11	08/20/2019
691376	08/16/2019	M/M	ANTHEM BENEFIT SERVICES	369,361.10	
691377	08/16/2019	M/M	MEMO-S.E.R.S.	69,109.44	
691378	08/16/2019	M/M	MEMO-S.T.R.S.	7,907.01	
691379	08/16/2019	M/M	RICHLAND BANK - (MEMO FEE)	4.50	
691380	08/20/2019	M/M	LEXINGTON SCHOOLS - PAYROLL	7,919.63	
691381	08/21/2019	M/M	MEMO-S.E.R.S.	45,500.00	
691382	08/21/2019	M/M	MEMO-S.T.R.S.	123,532.00	
691383	08/22/2019	M/M	GORDON FOOD SERVICE	893.24	
691384	08/22/2019	M/M	RICHLAND BANK - (MEMO FEE)	202.61	
691385	08/21/2019	T/R	LEXINGTON BOARD OF ED.	45,000,000.00	08/21/2019
691386	08/23/2019	M/M	MEMO-MID OHIO ESC	1,258.30	
691387	08/27/2019	M/M	MORROW COUNTY AUDITOR	904.02	
691388	08/27/2019	M/M	RICHLAND COUNTY AUDITOR	92,055.58	
691389	08/29/2019	M/M	RICHLAND COUNTY AUDITOR	245.56	
Total Checks Issued				\$ 47,442,595.59	

TRANS NO	ITEM NO	TRANS DATE	STS	DESCRIPTION OR SOURCE	TI	FUND	RCPT	SPCC	SUBJ	OPU	TRANS AMOUNT
074028	0001	08/07/2019	A	Prop Tax Real - Richland Gen	03	001	1111	0000	000000	000	234,984.76
074028	0002	08/07/2019	A	Prop Tax Real - Richland Emerg	03	001	1111	0000	000000	000	621,079.56
074029	0001	08/16/2019	A	Mobile Home Tax -Morrow	03	001	1111	0000	000000	000	3,143.42
074029	0002	08/16/2019	A	Mobile Home Tax Morrow -Emer	03	001	1111	0000	000000	000	2,142.71
074082	0001	08/21/2019	A	MH Tax - Richland Genera	03	001	1111	0000	000000	000	731.64
074082	0002	08/21/2019	A	MH Tax - Richland Emerg	03	001	1111	0000	000000	000	508.91
RCPT CODE SUB-TOTAL:											862,591.00
074028	0004	08/07/2019	A	Personal Prop - Richland Gener	03	001	1122	0000	000000	000	225,874.05
074028	0005	08/07/2019	A	Personal Prop - Richland Emerg	03	001	1122	0000	000000	000	118,427.02
RCPT CODE SUB-TOTAL:											344,301.07
074050	0001	08/13/2019	A	Tuition pymt	03	001	1211	0000	000000	000	5,658.09
074076	0001	08/16/2019	A	Preschool tuition	03	001	1211	0000	000000	500	200.00
074085	0001	08/22/2019	A	Preschool tuition	03	001	1211	0000	000000	500	200.00
074105	0001	08/23/2019	A	Preschool tuition	03	001	1211	0000	000000	500	300.00
RCPT CODE SUB-TOTAL:											6,358.09
074027	0014	08/09/2019	A	Open Enrollment Revenue	03	001	1227	0000	000000	000	150.50
074068	0014	08/23/2019	A	Open Enrollment Revenue	03	001	1227	0000	000000	000	150.50
RCPT CODE SUB-TOTAL:											301.00
074140	0001	08/30/2019	A	Richland Bank Interest	03	001	1410	0000	000000	000	27,634.42
RCPT CODE SUB-TOTAL:											27,634.42
074052	0001	08/13/2019	A	School fees	03	001	1740	0000	000000	400	797.00
074053	0001	08/13/2019	A	School fees	03	001	1740	0000	000000	200	1,445.00
074054	0002	08/14/2019	A	school fees	03	001	1740	0000	000000	400	868.00
074056	0001	08/15/2019	A	School fees	03	001	1740	0000	000000	300	360.00
074057	0001	08/15/2019	A	School fees	03	001	1740	0000	000000	300	480.00
074058	0001	08/15/2019	A	School fees	03	001	1740	0000	000000	300	510.00
074059	0001	08/15/2019	A	School fees	03	001	1740	0000	000000	300	630.00
074060	0001	08/15/2019	A	School fees	03	001	1740	0000	000000	100	1,345.00
074061	0001	08/15/2019	A	School fees	03	001	1740	0000	000000	100	1,289.00
074062	0001	08/15/2019	A	School fees	03	001	1740	0000	000000	100	591.00
074063	0001	08/15/2019	A	School fees	03	001	1740	0000	000000	100	1,045.00
074066	0001	08/15/2019	A	School fees	03	001	1740	0000	000000	200	570.00
074067	0001	08/15/2019	A	School fees	03	001	1740	0000	000000	100	1,029.00
074070	0001	08/16/2019	A	School fees	03	001	1740	0000	000000	100	7,714.40

STATUS (STS) CODES:

A-RECEIPT B-REFUND OF RECEIPT V-VOID REFUND OF RECEIPT X-REDUCTION OF EXPENDITURE
 C-APPROPRIATION OR BUDGET MODIFICATIONS D-EXPENSE/SUPPLIES DISTRIBUTION F-FUND TO FUND TRANSFER

TRANS NO	ITEM NO	TRANS DATE	STS	DESCRIPTION OR SOURCE	TI	FUND	RCPT	SPCC	SUBJ	OPU	TRANS AMOUNT
074071	0001	08/16/2019	A	School fees	03	001	1740	0000	000000	200	556.00
074072	0001	08/16/2019	A	School fees	03	001	1740	0000	000000	300	1,110.00
074073	0001	08/16/2019	A	School fees	03	001	1740	0000	000000	300	930.00
074074	0001	08/16/2019	A	School fees	03	001	1740	0000	000000	400	420.00
074075	0001	08/16/2019	A	School fees	03	001	1740	0000	000000	500	60.00
074079	0001	08/19/2019	A	School fees	03	001	1740	0000	000000	100	2,502.00
074084	0001	08/22/2019	A	School fees	03	001	1740	0000	000000	500	300.00
074086	0001	08/22/2019	A	School fees	03	001	1740	0000	000000	400	784.00
074087	0001	08/22/2019	A	School fees	03	001	1740	0000	000000	300	2,100.00
074089	0001	08/22/2019	A	School fees	03	001	1740	0000	000000	100	847.00
074090	0001	08/22/2019	A	School fees	03	001	1740	0000	000000	100	1,619.50
074091	0001	08/22/2019	A	School fees	03	001	1740	0000	000000	100	1,152.00
074092	0001	08/22/2019	A	School fees	03	001	1740	0000	000000	100	320.00
074093	0001	08/23/2019	A	School fees	03	001	1740	0000	000000	200	203.00
074094	0001	08/23/2019	A	School fees	03	001	1740	0000	000000	100	208.00
074102	0001	08/23/2019	A	School fees	03	001	1740	0000	000000	400	112.00
074103	0001	08/23/2019	A	School fees	03	001	1740	0000	000000	500	700.00
074109	0001	08/23/2019	A	School fees	03	001	1740	0000	000000	300	600.00
074111	0001	08/23/2019	A	School fees	03	001	1740	0000	000000	500	2,140.00
074112	0001	08/26/2019	A	School fees	03	001	1740	0000	000000	100	135.00
074115	0001	08/27/2019	A	School fees	03	001	1740	0000	000000	500	300.00
074121	0001	08/28/2019	A	School fees	03	001	1740	0000	000000	100	118.50
074122	0001	08/28/2019	A	School fees	03	001	1740	0000	000000	500	160.00
074119	0003	08/29/2019	A	School fees	03	001	1740	0000	000000	400	140.00
074130	0001	08/29/2019	A	School fees	03	001	1740	0000	000000	300	180.00
074134	0001	08/30/2019	A	HS Fees - Pay For It	03	001	1740	0000	000000	100	384.00
074134	0002	08/30/2019	A	Central Fees - Pay For It	03	001	1740	0000	000000	400	120.00
074134	0003	08/30/2019	A	Jr High Fees - Pay For It	03	001	1740	0000	000000	400	158.00
074134	0004	08/30/2019	A	Eastern Fees - Pay For It	03	001	1740	0000	000000	400	330.00
074134	0005	08/30/2019	A	Western Fees - Pay For It	03	001	1740	0000	000000	400	300.00
074138	0001	08/30/2019	A	School fees	03	001	1740	0000	000000	500	140.00
074139	0001	08/30/2019	A	School fees	03	001	1740	0000	000000	400	252.00
RCPT CODE SUB-TOTAL:											38,054.40
074042	0001	08/05/2019	A	Bldg rental income	03	001	1810	0000	000000	000	313.26
RCPT CODE SUB-TOTAL:											313.26
074051	0005	08/13/2019	A	Mid State recycling	03	001	1890	0000	000000	800	100.00
074069	0001	08/16/2019	A	Scrap recycling	03	001	1890	0000	000000	000	200.89
074106	0001	08/23/2019	A	CRA Next Generation	03	001	1890	0000	000000	000	2,828.88
074108	0001	08/23/2019	A	Bond clothing reimb	03	001	1890	0000	000000	000	4.00
RCPT CODE SUB-TOTAL:											3,133.77

STATUS (STS) CODES:

A-RECEIPT B-REFUND OF RECEIPT V-VOID REFUND OF RECEIPT X-REDUCTION OF EXPENDITURE
 C-APPROPRIATION OR BUDGET MODIFICATIONS D-EXPENSE/SUPPLIES DISTRIBUTION F-FUND TO FUND TRANSFER

TRANS NO	ITEM NO	TRANS DATE	STS DESCRIPTION OR SOURCE	TI	FUND	RCPT	SPCC	SUBJ	OPU	TRANS AMOUNT
074027	0001	08/09/2019	A Opportunity Grant	03	001	3110	0000	000000	000	308,023.21
074027	0002	08/09/2019	A Targeted Assistance	03	001	3110	0000	000000	000	32,898.09
074027	0003	08/09/2019	A K-3 Literacy Funding	03	001	3110	0000	000000	000	5,948.97
074027	0005	08/09/2019	A Limited English Prof Funding	03	001	3110	0000	000000	000	122.71
074027	0006	08/09/2019	A Gifted Education Funding	03	001	3110	0000	000000	000	5,093.04
074027	0007	08/09/2019	A Transportation	03	001	3110	0000	000000	000	22,763.69
074027	0008	08/09/2019	A Special Education Funding	03	001	3110	0000	000000	000	50,056.23
074027	0009	08/09/2019	A Graduation Bonus	03	001	3110	0000	000000	000	1,658.97
074027	0010	08/09/2019	A Third Grade Reading Bonus	03	001	3110	0000	000000	000	994.42
074027	0012	08/09/2019	A Preschool Special Educ Funding	03	001	3110	0000	000000	000	8,641.06
074027	0013	08/09/2019	A Special Educ Transportation	03	001	3110	0000	000000	000	1,873.18
074027	0020	08/09/2019	A JV91 Prev Yr College Cred Plus	03	001	3110	0000	000000	000	7,450.21
074068	0001	08/23/2019	A Opportunity Grant	03	001	3110	0000	000000	000	307,987.74
074068	0002	08/23/2019	A Targeted Assistance	03	001	3110	0000	000000	000	32,892.99
074068	0003	08/23/2019	A K-3 Literacy Funding	03	001	3110	0000	000000	000	5,948.56
074068	0005	08/23/2019	A Limited English Prof Funding	03	001	3110	0000	000000	000	122.71
074068	0006	08/23/2019	A Gifted Education Funding	03	001	3110	0000	000000	000	5,092.67
074068	0007	08/23/2019	A Transportation	03	001	3110	0000	000000	000	22,763.70
074068	0008	08/23/2019	A Special Education Funding	03	001	3110	0000	000000	000	50,167.31
074068	0009	08/23/2019	A Graduation Bonus	03	001	3110	0000	000000	000	1,658.97
074068	0010	08/23/2019	A Third Grade Reading Bonus	03	001	3110	0000	000000	000	994.42
074068	0012	08/23/2019	A Preschool Special Educ Funding	03	001	3110	0000	000000	000	8,211.26
074068	0013	08/23/2019	A Special Educ Transportation	03	001	3110	0000	000000	000	1,873.18
074068	0020	08/23/2019	A JV01 FY2019 SFPR Adjustment	03	001	3110	0000	000000	000	444.85-
RCPT CODE SUB-TOTAL:										882,792.44
074101	0004	08/27/2019	A Rollback- General Morrow	03	001	3131	0000	000000	000	19,009.33
074101	0005	08/27/2019	A Rollback Emerg Levy - Morrow	03	001	3131	0000	000000	000	13,671.26
074101	0007	08/27/2019	A 2 1/2 RB - Real Est - Morrow	03	001	3131	0000	000000	000	2,558.11
074101	0008	08/27/2019	A 2 1/2 RB - Emerg Levy - Morrow	03	001	3131	0000	000000	000	1,839.77
RCPT CODE SUB-TOTAL:										37,078.47
074101	0001	08/27/2019	A Homestead Real Est - Morrow	03	001	3132	0000	000000	000	6,182.69
074101	0002	08/27/2019	A Homestead Emerg Levy- Morrow	03	001	3132	0000	000000	000	4,446.49
RCPT CODE SUB-TOTAL:										10,629.18
074125	0001	08/30/2019	A Casino Revenue	03	001	3190	0000	000000	000	68,252.77
RCPT CODE SUB-TOTAL:										68,252.77
074027	0004	08/09/2019	A Economic Disadvantaged Funding	03	001	3211	0000	000000	000	2,376.97

STATUS (STS) CODES:

A-RECEIPT B-REFUND OF RECEIPT V-VOID REFUND OF RECEIPT X-REDUCTION OF EXPENDITURE
 C-APPROPRIATION OR BUDGET MODIFICATIONS D-EXPENSE/SUPPLIES DISTRIBUTION F-FUND TO FUND TRANSFER

TRANS NO	ITEM NO	TRANS DATE	STS	DESCRIPTION OR SOURCE	TI	FUND	RCPT	SPCC	SUBJ	OPU	TRANS AMOUNT
074068	0004	08/23/2019	A	Economic Disadvantaged Funding	03	001	3211	0000	000000	000	2,403.21
RCPT CODE SUB-TOTAL:											4,780.18
074027	0011	08/09/2019	A	Career Tech Education Funding	03	001	3219	0000	000000	000	710.18
074068	0011	08/23/2019	A	Career Tech Education Funding	03	001	3219	0000	000000	000	740.27
RCPT CODE SUB-TOTAL:											1,450.45
074135	0001	08/30/2019	A	MEDICAID Recd -8/15	03	001	3300	0000	000000	000	3,433.08
RCPT CODE SUB-TOTAL:											3,433.08
074034	0001	08/20/2019	B	X001272625:02 RE-ISSUE	03	001	5300	0000	000000	000	15.80
074035	0001	08/20/2019	A	Cardinal Bus - Ck Void	03	001	5300	0000	000000	000	15.80
074131	0004	08/29/2019	A	Imperial Autism	03	001	5300	0000	000000	000	5,182.85
RCPT CODE SUB-TOTAL:											5,182.85
FUND CODE SUB-TOTAL:											2,296,286.43
074028	0003	08/07/2019	A	Prop Tax Real - Richland Perm	03	003	1111	0000	000000	000	17,449.05
074029	0003	08/16/2019	A	Mobile Home Tax-Morrow PI	03	003	1111	0000	000000	000	281.52
074082	0003	08/21/2019	A	MH Tax - Richland Perm Imp	03	003	1111	0000	000000	000	65.25
RCPT CODE SUB-TOTAL:											17,795.82
074028	0006	08/07/2019	A	Personal Prop - Richland Perm	03	003	1122	0000	000000	000	21,175.69
RCPT CODE SUB-TOTAL:											21,175.69
074101	0006	08/27/2019	A	Rollback- Perm Impt - Morrow	03	003	3131	0000	000000	000	1,683.18
074101	0009	08/27/2019	A	2 1/2 RB - PI Levy - Morrow	03	003	3131	0000	000000	000	226.50
RCPT CODE SUB-TOTAL:											1,909.68
074101	0003	08/27/2019	A	Homestead for PI Levy-Morrow	03	003	3132	0000	000000	000	547.44
RCPT CODE SUB-TOTAL:											547.44
FUND CODE SUB-TOTAL:											41,428.63

STATUS (STS) CODES:

A-RECEIPT B-REFUND OF RECEIPT V-VOID REFUND OF RECEIPT X-REDUCTION OF EXPENDITURE
 C-APPROPRIATION OR BUDGET MODIFICATIONS D-EXPENSE/SUPPLIES DISTRIBUTION F-FUND TO FUND TRANSFER

TRANS NO	ITEM NO	TRANS DATE	STS	DESCRIPTION OR SOURCE	TI	FUND	RCPT	SPCC	SUBJ	OPU	TRANS AMOUNT
074140	0006	08/30/2019	A	LFI Fund	03	004	1410	0000	000000	000	4,703.60
											RCPT CODE SUB-TOTAL: 4,703.60
											FUND CODE SUB-TOTAL: 4,703.60
074140	0004	08/30/2019	A	Richland Bank Interest	03	006	1410	0000	000000	000	0.00
											RCPT CODE SUB-TOTAL: 0.00
074124	0026	08/28/2019	A	HS Breakfast	03	006	1511	0000	000000	100	19.70
074124	0027	08/28/2019	A	Jr. Hi Breakfast	03	006	1511	0000	000000	200	6.50
074124	0028	08/28/2019	A	Eastern Breakfast	03	006	1511	0000	000000	300	10.00
074124	0029	08/28/2019	A	Central Breakfast	03	006	1511	0000	000000	400	17.30
074124	0030	08/28/2019	A	Western Breakfast	03	006	1511	0000	000000	500	34.80
074132	0026	08/31/2019	A	HS Breakfast	03	006	1511	0000	000000	100	49.40
074132	0027	08/31/2019	A	Jr. Hi Breakfast	03	006	1511	0000	000000	200	16.25
074132	0028	08/31/2019	A	Eastern Breakfast	03	006	1511	0000	000000	300	19.70
074132	0029	08/31/2019	A	Central Breakfast	03	006	1511	0000	000000	400	19.20
074132	0030	08/31/2019	A	Western Breakfast	03	006	1511	0000	000000	500	73.35
											RCPT CODE SUB-TOTAL: 266.20
074030	0001	08/20/2019	B	LUNCH ACCT REFUND- BRANDON/OWE	03	006	1512	0000	000000	100	66.25-
074031	0001	08/20/2019	B	LUNCH ACCT REFUND- CODY	03	006	1512	0000	000000	100	63.85-
074124	0001	08/28/2019	A	HS Stu. Type A	03	006	1512	0000	000000	100	1,150.95
074124	0005	08/28/2019	A	HS ROA Stu. Type A	03	006	1512	0000	000000	100	1,675.61
074124	0006	08/28/2019	A	Jr Hi Stu. Type A	03	006	1512	0000	000000	200	548.95
074124	0010	08/28/2019	A	Jr. Hi ROA Stu Type A	03	006	1512	0000	000000	200	471.23
074124	0011	08/28/2019	A	Eastern Stu. Type A	03	006	1512	0000	000000	300	599.05
074124	0015	08/28/2019	A	Eastern ROA Stu. Type A	03	006	1512	0000	000000	300	1,514.79
074124	0016	08/28/2019	A	Central Stu. Type A	03	006	1512	0000	000000	400	605.70
074124	0020	08/28/2019	A	Central ROA Stu. Type A	03	006	1512	0000	000000	400	701.46
074124	0021	08/28/2019	A	Western Stu. Type A	03	006	1512	0000	000000	500	388.35
074124	0025	08/28/2019	A	Western ROA Stu. Type A	03	006	1512	0000	000000	500	1,029.40
074134	0006	08/30/2019	A	HS Lunch - Pay For It	03	006	1512	0000	000000	100	2,960.85
074134	0007	08/30/2019	A	Jr High Lunch - Pay For It	03	006	1512	0000	000000	200	2,282.75
074134	0008	08/30/2019	A	Eastern Lunch - Pay For It	03	006	1512	0000	000000	300	1,822.25
074134	0009	08/30/2019	A	Central Lunch - Pay For It	03	006	1512	0000	000000	400	1,824.25
074134	0010	08/30/2019	A	Western Lunch - Pay For It	03	006	1512	0000	000000	500	1,864.50
074132	0001	08/31/2019	A	HS Stu. Type A	03	006	1512	0000	000000	100	1,943.30
074132	0005	08/31/2019	A	HS ROA Stu. Type A	03	006	1512	0000	000000	100	1,118.65-
074132	0006	08/31/2019	A	Jr Hi Stu. Type A	03	006	1512	0000	000000	200	918.40

STATUS (STS) CODES:

A-RECEIPT B-REFUND OF RECEIPT V-VOID REFUND OF RECEIPT X-REDUCTION OF EXPENDITURE
 C-APPROPRIATION OR BUDGET MODIFICATIONS D-EXPENSE/SUPPLIES DISTRIBUTION F-FUND TO FUND TRANSFER

TRANS NO	ITEM NO	TRANS DATE	STS	DESCRIPTION OR SOURCE	TI	FUND	RCPT	SPCC	SUBJ	OPU	TRANS AMOUNT
074132	0010	08/31/2019	A	Jr. Hi ROA Stu Type A	03	006	1512	0000	000000	200	537.40-
074132	0011	08/31/2019	A	Eastern Stu. Type A	03	006	1512	0000	000000	300	1,050.55
074132	0015	08/31/2019	A	Eastern ROA Stu. Type A	03	006	1512	0000	000000	300	282.15-
074132	0016	08/31/2019	A	Central Stu. Type A	03	006	1512	0000	000000	400	911.65
074132	0020	08/31/2019	A	Central ROA Stu. Type A	03	006	1512	0000	000000	400	186.55-
074132	0021	08/31/2019	A	Western Stu. Type A	03	006	1512	0000	000000	500	768.50
074132	0025	08/31/2019	A	Western ROA Stu. Type A	03	006	1512	0000	000000	500	287.55-
RCPT CODE SUB-TOTAL:											22,490.09
074124	0003	08/28/2019	A	HS Stu. ALa Carte	03	006	1513	0000	000000	100	382.30
074124	0008	08/28/2019	A	Jr. Hi Stu. Ala Carte	03	006	1513	0000	000000	200	99.75
074124	0013	08/28/2019	A	Eastern Stu. Ala Carte	03	006	1513	0000	000000	300	1.25
074124	0018	08/28/2019	A	Central Stu. Ala Carte	03	006	1513	0000	000000	400	3.45
074124	0023	08/28/2019	A	Western Stu. Ala Carte	03	006	1513	0000	000000	500	19.00
074132	0003	08/31/2019	A	HS Stu. ALa Carte	03	006	1513	0000	000000	100	860.55
074132	0008	08/31/2019	A	Jr. Hi Stu. Ala Carte	03	006	1513	0000	000000	200	248.55
074132	0013	08/31/2019	A	Eastern Stu. Ala Carte	03	006	1513	0000	000000	300	150.50
074132	0018	08/31/2019	A	Central Stu. Ala Carte	03	006	1513	0000	000000	400	0.15-
074132	0023	08/31/2019	A	Western Stu. Ala Carte	03	006	1513	0000	000000	500	0.00
RCPT CODE SUB-TOTAL:											1,765.20
074124	0002	08/28/2019	A	HS Stu. Milk	03	006	1514	0000	000000	100	8.00
074124	0007	08/28/2019	A	Jr. Hi. Stu Milk	03	006	1514	0000	000000	200	4.00
074124	0012	08/28/2019	A	Eastern Stu. Milk	03	006	1514	0000	000000	300	2.50
074124	0017	08/28/2019	A	Central Stu. Milk	03	006	1514	0000	000000	400	4.50
074124	0022	08/28/2019	A	Western Stu. Milk	03	006	1514	0000	000000	500	10.00
074132	0002	08/31/2019	A	HS Stu. Milk	03	006	1514	0000	000000	100	12.50
074132	0007	08/31/2019	A	Jr. Hi. Stu Milk	03	006	1514	0000	000000	200	4.00
074132	0012	08/31/2019	A	Eastern Stu. Milk	03	006	1514	0000	000000	300	5.00
074132	0017	08/31/2019	A	Central Stu. Milk	03	006	1514	0000	000000	400	13.00
074132	0022	08/31/2019	A	Western Stu. Milk	03	006	1514	0000	000000	500	23.50
RCPT CODE SUB-TOTAL:											87.00
074124	0004	08/28/2019	A	HS Adult Ala Carte	03	006	1523	0000	000000	100	78.55
074124	0009	08/28/2019	A	Jr. Hi Adult Ala Carte	03	006	1523	0000	000000	200	19.50
074124	0014	08/28/2019	A	Eastern Adult Ala Carte	03	006	1523	0000	000000	300	9.75
074124	0019	08/28/2019	A	Central Adult Ala Carte	03	006	1523	0000	000000	400	0.00
074124	0024	08/28/2019	A	Western Adult Ala Carte	03	006	1523	0000	000000	500	0.00
074132	0004	08/31/2019	A	HS Adult Ala Carte	03	006	1523	0000	000000	100	123.50
074132	0009	08/31/2019	A	Jr. Hi Adult Ala Carte	03	006	1523	0000	000000	200	20.55
074132	0014	08/31/2019	A	Eastern Adult Ala Carte	03	006	1523	0000	000000	300	20.25

STATUS (STS) CODES:

A-RECEIPT B-REFUND OF RECEIPT V-VOID REFUND OF RECEIPT X-REDUCTION OF EXPENDITURE
 C-APPROPRIATION OR BUDGET MODIFICATIONS D-EXPENSE/SUPPLIES DISTRIBUTION F-FUND TO FUND TRANSFER

TRANS NO	ITEM NO	TRANS DATE	STS	DESCRIPTION OR SOURCE	TI	FUND	RCPT	SPCC	SUBJ	OPU	TRANS AMOUNT
074132	0019	08/31/2019	A	Central Adult Ala Carte	03	006	1523	0000	000000	400	16.25
074132	0024	08/31/2019	A	Western Adult Ala Carte	03	006	1523	0000	000000	500	8.25
RCPT CODE SUB-TOTAL:											296.60
FUND CODE SUB-TOTAL:											24,905.09
074140	0005	08/30/2019	A	Richland Bank Int - Minutemen	03	007	1410	9100	000000	000	37.94
RCPT CODE SUB-TOTAL:											37.94
074044	0001	08/05/2019	A	Hall Trust donation	03	007	1820	9100	000000	000	2,178.88
RCPT CODE SUB-TOTAL:											2,178.88
FUND CODE SUB-TOTAL:											2,216.82
074140	0003	08/30/2019	A	Richland Bank Int - McCammon	03	007	1410	9800	000000	000	22.79
RCPT CODE SUB-TOTAL:											22.79
FUND CODE SUB-TOTAL:											22.79
074140	0007	08/30/2019	A	Classroom Facilities Fund	03	010	1410	0000	000000	000	19,329.85
RCPT CODE SUB-TOTAL:											19,329.85
074081	0001	08/21/2019	F	Transfer from 004 to 010	08	010	5100	0000	000000	000	45,000,000.00
RCPT CODE SUB-TOTAL:											45,000,000.00
FUND CODE SUB-TOTAL:											45,019,329.85
074065	0001	08/15/2019	A	Apparel commission	03	018	1690	9100	000000	000	46.09
RCPT CODE SUB-TOTAL:											46.09
FUND CODE SUB-TOTAL:											46.09

STATUS (STS) CODES:

A-RECEIPT B-REFUND OF RECEIPT V-VOID REFUND OF RECEIPT X-REDUCTION OF EXPENDITURE
 C-APPROPRIATION OR BUDGET MODIFICATIONS D-EXPENSE/SUPPLIES DISTRIBUTION F-FUND TO FUND TRANSFER

TRANS NO	ITEM NO	TRANS DATE	STS	DESCRIPTION OR SOURCE	TI	FUND	RCPT	SPCC	SUBJ	OPU	TRANS AMOUNT
074053	0002	08/13/2019	A	School fees princ acct	03	018	1620	9200	000000	000	2,548.00
074066	0002	08/15/2019	A	School fees princ acct	03	018	1620	9200	000000	000	840.00
074071	0002	08/16/2019	A	School fees princ acct	03	018	1620	9200	000000	000	686.00
074093	0002	08/23/2019	A	School fees princ acct	03	018	1620	9200	000000	000	210.00
RCPT CODE SUB-TOTAL:											4,284.00
FUND CODE SUB-TOTAL:											4,284.00
074110	0001	08/23/2019	A	Running Club Fees	03	018	1820	9300	000000	000	590.00
074116	0001	08/23/2019	A	Running Club Fees	03	018	1820	9300	000000	000	590.00-
RCPT CODE SUB-TOTAL:											0.00
FUND CODE SUB-TOTAL:											0.00
074117	0001	08/23/2019	A	Running Club Fees	03	018	1630	9303	000000	000	590.00
074129	0001	08/29/2019	A	Running club	03	018	1630	9303	000000	000	420.00
RCPT CODE SUB-TOTAL:											1,010.00
FUND CODE SUB-TOTAL:											1,010.00
074052	0002	08/13/2019	A	School fees princ acct	03	018	1630	9400	000000	000	58.00
074054	0001	08/14/2019	A	School fees princ acct	03	018	1630	9400	000000	000	62.00
074074	0002	08/16/2019	A	School fees princ acct	03	018	1630	9400	000000	000	30.00
074086	0002	08/22/2019	A	School fees princ acct	03	018	1630	9400	000000	000	56.00
074102	0002	08/23/2019	A	School fees princ acct	03	018	1630	9400	000000	000	5.00
074119	0001	08/29/2019	A	School fees princ acct	03	018	1630	9400	000000	000	10.00
074139	0002	08/30/2019	A	School fees princ acct	03	018	1630	9400	000000	000	18.00
RCPT CODE SUB-TOTAL:											242.00
074119	0002	08/29/2019	A	Kroger commission	03	018	1690	9400	000000	000	241.08
RCPT CODE SUB-TOTAL:											241.08
FUND CODE SUB-TOTAL:											483.08
074052	0003	08/13/2019	A	Lost library book	03	018	1890	9401	000000	000	5.00

STATUS (STS) CODES:

A-RECEIPT B-REFUND OF RECEIPT V-VOID REFUND OF RECEIPT X-REDUCTION OF EXPENDITURE
 C-APPROPRIATION OR BUDGET MODIFICATIONS D-EXPENSE/SUPPLIES DISTRIBUTION F-FUND TO FUND TRANSFER

TRANS NO	ITEM NO	TRANS DATE	STS	DESCRIPTION OR SOURCE	TI	FUND	RCPT	SPCC	SUBJ	DPU	TRANS AMOUNT
074139	0003	08/30/2019	A	Libarary fine	03	018	1890	9401	000000	000	5.00
RCPT CODE SUB-TOTAL:											10.00
074033	0001	08/20/2019	A	Friends of the 179th - Ck Void	03	018	5300	9401	000000	000	190.00
074036	0001	08/21/2019	B	RE-ISSUE CHECK FOR FAMILY DAY	03	018	5300	9401	000000	000	190.00-
RCPT CODE SUB-TOTAL:											0.00
FUND CODE SUB-TOTAL:											10.00
074075	0002	08/16/2019	A	School fees princ acct	03	018	1630	9500	000000	000	30.00
074084	0002	08/22/2019	A	School fees princ acct	03	018	1630	9500	000000	000	150.00
074103	0002	08/23/2019	A	School fees princ acct	03	018	1630	9500	000000	000	350.00
074111	0002	08/23/2019	A	School fees princ acct	03	018	1630	9500	000000	000	1,070.00
074115	0002	08/27/2019	A	School fees princ acct	03	018	1630	9500	000000	000	150.00
074123	0001	08/28/2019	A	School fees princ acct	03	018	1630	9500	000000	000	80.00
074138	0002	08/30/2019	A	School fees princ acct	03	018	1630	9500	000000	000	70.00
RCPT CODE SUB-TOTAL:											1,900.00
FUND CODE SUB-TOTAL:											1,900.00
074104	0001	08/23/2019	A	Library fine	03	018	1890	9501	000000	000	5.00
RCPT CODE SUB-TOTAL:											5.00
FUND CODE SUB-TOTAL:											5.00
074047	0003	08/05/2019	A	PTO Recycling-Central	03	019	1890	9121	000000	000	4.21
074051	0003	08/13/2019	A	PTO Recycling-Central	03	019	1890	9121	000000	000	0.54
074131	0003	08/29/2019	A	PTO Recycling-Central	03	019	1890	9121	000000	000	14.86
RCPT CODE SUB-TOTAL:											19.61
FUND CODE SUB-TOTAL:											19.61
074047	0001	08/05/2019	A	PTO Recycling-Eastern	03	019	1890	9122	000000	000	4.22
074051	0001	08/13/2019	A	PTO Recycling-Eastern	03	019	1890	9122	000000	000	0.54
074131	0001	08/29/2019	A	PTO Recycling-Eastern	03	019	1890	9122	000000	000	14.86

STATUS (STS) CODES:

A-RECEIPT B-REFUND OF RECEIPT V-VOID REFUND OF RECEIPT X-REDUCTION OF EXPENDITURE
 C-APPROPRIATION OR BUDGET MODIFICATIONS D-EXPENSE/SUPPLIES DISTRIBUTION F-FUND TO FUND TRANSFER

TRANS NO	ITEM NO	TRANS DATE	STS	DESCRIPTION OR SOURCE	TI	FUND	RCPT	SPCC	SUBJ	OPU	TRANS AMOUNT
RCPT CODE SUB-TOTAL:											19.62
FUND CODE SUB-TOTAL:											19.62
074047	0002	08/05/2019	A	PTD Recycling-Western	03	019	1890	9123	000000	000	4.22
074051	0002	08/13/2019	A	PTD Recycling-Western	03	019	1890	9123	000000	000	0.55
074131	0002	08/29/2019	A	PTD Recycling-Western	03	019	1890	9123	000000	000	14.86
RCPT CODE SUB-TOTAL:											19.63
FUND CODE SUB-TOTAL:											19.63
074140	0002	08/30/2019	A	Richland Bank Int. 024	03	024	1410	0000	000000	000	1,871.02
RCPT CODE SUB-TOTAL:											1,871.02
074039	0001	08/01/2019	A	Mauk Aug cobra	03	024	1872	0000	000000	000	2,006.48
074098	0001	08/23/2019	A	Employees' Premiums Aug	03	024	1872	0000	000000	000	66,039.09
074099	0001	08/23/2019	A	Board's Premiums Aug	03	024	1872	0000	000000	000	369,361.10
074107	0001	08/23/2019	A	Mullett Sept Cobra	03	024	1872	0000	000000	000	2,114.31
RCPT CODE SUB-TOTAL:											439,520.98
FUND CODE SUB-TOTAL:											441,392.00
074041	0001	08/02/2019	A	Yearbook Ad sales	03	200	1690	9119	000000	000	410.00
074044	0001	08/15/2019	A	Yearbook ad sales	03	200	1690	9119	000000	000	115.00
074088	0001	08/22/2019	A	Yearbook ad sales	03	200	1690	9119	000000	000	115.00
074095	0001	08/23/2019	A	Ad sales	03	200	1690	9119	000000	000	925.00
074120	0001	08/28/2019	A	Ad sales	03	200	1690	9119	000000	000	590.00
RCPT CODE SUB-TOTAL:											2,155.00
FUND CODE SUB-TOTAL:											2,155.00
074045	0002	08/05/2019	A	Fall passes	03	300	1610	9600	000000	000	340.00
074049	0005	08/12/2019	A	Fall passes	03	300	1610	9600	000000	000	370.00
074055	0003	08/14/2019	A	Fall passes	03	300	1610	9600	000000	000	280.00
074055	0004	08/14/2019	A	JH XC Shirt sales	03	300	1610	9600	000000	000	725.00

STATUS (STS) CODES:
 A-RECEIPT B-REFUND OF RECEIPT V-VOID REFUND OF RECEIPT X-REDUCTION OF EXPENDITURE
 C-APPROPRIATION OR BUDGET MODIFICATIONS D-EXPENSE/SUPPLIES DISTRIBUTION F-FUND TO FUND TRANSFER

TRANS NO	ITEM NO	TRANS DATE	STS	DESCRIPTION OR SOURCE	TI	FUND	RCPT	SPDC	SUBJ	OPU	TRANS AMOUNT
074077	0001	08/19/2019	A	JV Boys/Girls Soccer	03	300	1610	9600	000000	703	303.00
074077	0002	08/19/2019	A	JV Boys/Girls soccer	03	300	1610	9600	000000	704	303.00
074078	0001	08/19/2019	A	JH Volleyball adm	03	300	1610	9600	000000	714	390.00
074080	0004	08/19/2019	A	Fall passes	03	300	1610	9600	000000	000	1,840.00
074096	0001	08/23/2019	A	Var Girls soccer adm 8/22	03	300	1610	9600	000000	704	270.00
074097	0001	08/23/2019	A	HS Volleyball adm 8/20	03	300	1610	9600	000000	702	426.00
074097	0002	08/23/2019	A	verage 8/20	03	300	1610	9600	000000	702	1.00
074113	0001	08/26/2019	A	Boys Soccer adm 8/24	03	300	1610	9600	000000	703	580.00
074114	0005	08/27/2019	A	Fall season passes	03	300	1610	9600	000000	000	1,140.00
074126	0001	08/28/2019	A	JH VB adm 8/26	03	300	1610	9600	000000	714	198.00
074127	0001	08/28/2019	A	HS VB adm 8/27	03	300	1610	9600	000000	702	298.00
074128	0001	08/28/2019	A	Boys Soccer adm 8/27	03	300	1610	9600	000000	703	298.00
074136	0001	08/30/2019	A	Boys Soccer Adm 8/29	03	300	1610	9600	000000	703	480.00
074137	0001	08/30/2019	A	HS VB Adm 8/29	03	300	1610	9600	000000	702	286.00
RCPT CODE SUB-TOTAL:											8,528.00
074045	0003	08/05/2019	A	Patrons	03	300	1690	9600	000000	000	325.00
074045	0004	08/05/2019	A	Program Ad	03	300	1690	9600	000000	000	2,285.00
074045	0005	08/05/2019	A	Ad contracts	03	300	1690	9600	000000	000	1,250.00
074049	0002	08/12/2019	A	Ad Contracts	03	300	1690	9600	000000	000	1,250.00
074049	0003	08/12/2019	A	Patrons	03	300	1690	9600	000000	000	405.00
074049	0004	08/12/2019	A	Program ads	03	300	1690	9600	000000	000	1,300.00
074055	0001	08/14/2019	A	Patrons	03	300	1690	9600	000000	000	90.00
074055	0002	08/14/2019	A	Program Ads	03	300	1690	9600	000000	000	724.00
074080	0002	08/19/2019	A	Patrons	03	300	1690	9600	000000	000	585.00
074080	0003	08/19/2019	A	Program ads	03	300	1690	9600	000000	000	860.00
074114	0002	08/27/2019	A	Ad contracts	03	300	1690	9600	000000	000	1,250.00
074114	0003	08/27/2019	A	Patrons	03	300	1690	9600	000000	000	130.00
074114	0004	08/27/2019	A	Program Ads	03	300	1690	9600	000000	000	3,245.00
RCPT CODE SUB-TOTAL:											13,699.00
074080	0005	08/19/2019	A	Donation	03	300	1820	9600	000000	000	60.00
RCPT CODE SUB-TOTAL:											60.00
074045	0001	08/05/2019	A	Girls golf entry fee	03	300	1890	9600	000000	706	560.00
074046	0001	08/05/2019	A	CC Camp fees	03	300	1890	9600	000000	701	8,325.00
074049	0001	08/12/2019	A	Boys Golf entry fees	03	300	1890	9600	000000	706	570.00
074080	0001	08/19/2019	A	Girls Golf entry fees	03	300	1890	9600	000000	706	550.00
074114	0001	08/27/2019	A	Golf Entry fees	03	300	1890	9600	000000	706	835.00
RCPT CODE SUB-TOTAL:											10,840.00
FUND CODE SUB-TOTAL:											33,127.00

STATUS (STS) CODES:

A-RECEIPT B-REFUND OF RECEIPT V-VOID REFUND OF RECEIPT X-REDUCTION OF EXPENDITURE
C-APPROPRIATION OR BUDGET MODIFICATIONS D-EXPENSE/SUPPLIES DISTRIBUTION F-FUND TO FUND TRANSFER

DATE: 09/04/2019
TIME: 12:25

LEXINGTON LOCAL SCHOOLS
TRANS. BY FUND/RCPT, ALL FUNDS
DATES 08/01/2019 THRU 08/31/2019
SORTED BY TRANSACTION DATE

PAGE: 12
(RECELD)

TRANS NO	ITEM NO	TRANS DATE	STS	DESCRIPTION OR SOURCE	TI	FUND	RCPT	SPCC	SUBJ	OPU	TRANS AMOUNT
074025	0001	08/02/2019	A	IDEA-B Revenue	03	516	4220	9019	000000	000	34,500.90
074118	0001	08/28/2019	A	IDEA-B Revenue	03	516	4220	9019	000000	000	3,956.33
RCPT CODE SUB-TOTAL:											38,457.23
FUND CODE SUB-TOTAL:											38,457.23
074026	0001	08/02/2019	A	Title I Revenue	03	572	4220	9019	000000	000	9,875.64
RCPT CODE SUB-TOTAL:											9,875.64
FUND CODE SUB-TOTAL:											9,875.64
GRAND TOTAL:											47,921,697.11

STATUS (STS) CODES:

A-RECEIPT B-REFUND OF RECEIPT V-VOID REFUND OF RECEIPT X-REDUCTION OF EXPENDITURE
C-APPROPRIATION OR BUDGET MODIFICATIONS D-EXPENSE/SUPPLIES DISTRIBUTION F-FUND TO FUND TRANSFER

	FYTD Receivable	FYTD Actual Receipts	MTD Actual Receipts	YTD Actual Receipts	FYTD Balance Receivable	FYTD Percent Received
*****TOTAL FOR FUND-SCC 001 0000 (GENERAL FUND):	24,868,805.00	7,146,983.61	2,296,286.43	20,371,374.91	17,721,821.39	28.74
*****TOTAL FOR FUND-SCC 002 0000 (BOND RETIREMENT FUND):	5,229,370.65	3,149,132.24	0.00	3,149,132.24	2,080,238.41	60.22
*****TOTAL FOR FUND-SCC 003 0000 (PERMANENT IMPROVEMENT FUND):	704,002.00	281,142.87	41,428.63	680,255.07	422,859.13	39.93
*****TOTAL FOR FUND-SCC 004 0000 (LFI BUILDING FUND):	10,000,000.00	56,474,942.01	4,703.60	56,474,942.01	46,474,942.01	564.75
*****TOTAL FOR FUND-SCC 006 0000 (FOOD SERVICE FUND):	716,982.00	24,905.09	24,905.09	453,104.91	692,076.91	3.47
*****TOTAL FOR FUND-SCC 007 9100 (LEXINGTON MINUTEMEN ACADEMIC SCHOLARSHIP FUND):	11,068.00	2,351.91	2,216.82	12,940.93	8,716.09	21.25
*****TOTAL FOR FUND-SCC 007 9800 (TERRY McCAMMON SCHOLARSHIP FUND):	227.00	46.27	22.79	164.62	180.73	20.38
*****TOTAL FOR FUND-SCC 010 0000 (CLASSROOM FACILITIES CONSTRUCTION FUND):	45,950,000.00	45,019,329.85	45,019,329.85	45,019,329.85	930,670.15	97.97
*****TOTAL FOR FUND-SCC 018 9100 (HIGH SCHOOL PRINCIPAL'S FUND):	9,901.00	61.09	46.09	7,130.67	9,839.91	0.62
*****TOTAL FOR FUND-SCC 018 9200 (JUNIOR HIGH PRINCIPAL'S FUND):	5,044.00	4,284.00	4,284.00	5,082.00	760.00	84.93

*** NOTE!! ONLY ACTIVE ACCOUNTS HAVE BEEN SELECTED, TOTALS MAY EXCLUDE AMOUNTS THAT ARE RELATED TO INACTIVE ACCOUNTS. ***

LEXINGTON LOCAL SCHOOLS
 Revenue Account Summary
 SORTED BY FUND-SCC/ACCT

	FYTD Receivable	FYTD Actual Receipts	MTD Actual Receipts	YTD Actual Receipts	FYTD Balance Receivable	FYTD Percent Received
*****TOTAL FOR FUND-SCC 018 9300 (EASTERN PRINCIPAL'S FUND):	7,615.00	0.00	0.00	4,733.77	7,615.00	0.00
*****TOTAL FOR FUND-SCC 018 9301 (EASTERN ELEMENTARY BOOKFAIR/BOXTOPS FUND):	6,893.00	0.00	0.00	3,998.62	6,893.00	0.00
*****TOTAL FOR FUND-SCC 018 9303 (EASTERN RUN CLUB):	207.00	1,010.00	1,010.00	1,010.00	803.00-	487.92
*****TOTAL FOR FUND-SCC 018 9400 (CENTRAL PRINCIPAL'S FUND):	4,553.00	483.08	483.08	3,417.04	4,069.92	10.61
*****TOTAL FOR FUND-SCC 018 9401 (CENTRAL ELEMENTARY BOOKFAIR FUND):	3,689.00	10.00	10.00	1,251.16	3,679.00	0.27
*****TOTAL FOR FUND-SCC 018 9402 (CENTRAL ELEMENTARY ART):	1,375.00	0.00	0.00	1,375.00	1,375.00	0.00
*****TOTAL FOR FUND-SCC 018 9500 (WESTERN PRINCIPAL'S FUND):	5,890.00	1,900.00	1,900.00	4,498.01	3,990.00	32.26
*****TOTAL FOR FUND-SCC 018 9501 (WESTERN ELEMENTARY BOOKFAIR/BOXTOPS FUND):	4,670.00	5.00	5.00	1,051.79	4,665.00	0.11
*****TOTAL FOR FUND-SCC 018 9503 (WESTERN ELEMENTARY ART):	2,230.00	0.00	0.00	2,230.00	2,230.00	0.00
*****TOTAL FOR FUND-SCC 019 9121 (CENTRAL ELEMENTARY PTO GRANTS):	1,172.00	24.04	19.61	119.60	1,147.96	2.05

*** NOTE!! ONLY ACTIVE ACCOUNTS HAVE BEEN SELECTED, TOTALS MAY EXCLUDE AMOUNTS THAT ARE RELATED TO INACTIVE ACCOUNTS. ***

	FYTD Receivable	FYTD Actual Receipts	MTD Actual Receipts	YTD Actual Receipts	FYTD Balance Receivable	FYTD Percent Received
*****TOTAL FOR FUND-SCC 019 9122 (EASTERN ELEMENTARY PTO GRANTS):	1,172.00	24.04	19.62	119.62	1,147.96	2.05
*****TOTAL FOR FUND-SCC 019 9123 (WESTERN ELEMENTARY PTO GRANTS):	1,864.00	24.06	19.63	811.61	1,839.94	1.29
*****TOTAL FOR FUND-SCC 019 9218 (RICH CO FOUND-WRITE STUFF STEAM KIT):	1,173.00	0.00	0.00	0.00	1,173.00	0.00
*****TOTAL FOR FUND-SCC 019 9302 (RICH CO RETIRED TEACHERS ASSOC):	150.00	0.00	0.00	150.00	150.00	0.00
*****TOTAL FOR FUND-SCC 022 9601 (OHSAA TOURNAMENT AGENCY FUND):	35,459.00	0.00	0.00	21,122.79	35,459.00	0.00
*****TOTAL FOR FUND-SCC 024 0000 (EMPLOYEE BENEFITS FUND FOR MEDICAL/DENTAL):	4,839,357.00	878,748.23	441,392.00	3,542,248.45	3,960,608.77	18.16
*****TOTAL FOR FUND-SCC 034 0000 (GFCC PROJECT MAINTENANCE FUND):	90,500.00	0.00	0.00	0.00	90,500.00	0.00
*****TOTAL FOR FUND-SCC 200 9102 (HIGH SCHOOL DRAMA CLUB):	11,130.00	0.00	0.00	11,130.00	11,130.00	0.00
*****TOTAL FOR FUND-SCC 200 9104 (HIGH SCHOOL LEADERSHIP COUNCIL):	400.00	0.00	0.00	400.00	400.00	0.00
*****TOTAL FOR FUND-SCC 200 9105 (HIGH SCHOOL FRENCH CLUB):	45.00	0.00	0.00	45.00	45.00	0.00

*** NOTE!! ONLY ACTIVE ACCOUNTS HAVE BEEN SELECTED, TOTALS MAY EXCLUDE AMOUNTS THAT ARE RELATED TO INACTIVE ACCOUNTS. ***

LEXINGTON LOCAL SCHOOLS
 Revenue Account Summary
 SORTED BY FUND-SCC/ACCT

	FYTD Receivble	FYTD Actual Receipts	MTD Actual Receipts	YTD Actual Receipts	FYTD Balance Receivable	FYTD Percent Received
*****TOTAL FOR FUND-SCC 200 9107 (HIGH SCHOOL SPANISH CLUB):	178.00	0.00	0.00	178.35	178.00	0.00
*****TOTAL FOR FUND-SCC 200 9108 (HIGH SCHOOL LED CLUB):	590.00	12.24	0.00	194.05	577.76	2.07
*****TOTAL FOR FUND-SCC 200 9114 (HIGH SCHOOL STUDENT COUNCIL FUND):	2,490.00	0.00	0.00	1,840.82	2,490.00	0.00
*****TOTAL FOR FUND-SCC 200 9115 (HIGH SCHOOL KEY CLUB):	455.00	0.00	0.00	205.00	455.00	0.00
*****TOTAL FOR FUND-SCC 200 9119 (HIGH SCHOOL YEARBOOK FUND):	16,590.00	4,525.00	2,155.00	9,895.05	12,055.00	27.29
*****TOTAL FOR FUND-SCC 200 9121 (HIGH SCHOOL NATIONAL HONOR SOCIETY):	2,518.00	290.00	0.00	752.00	2,228.00	11.52
*****TOTAL FOR FUND-SCC 200 9201 (JUNIOR HIGH ART CLUB):	56.00	0.00	0.00	0.00	56.00	0.00
*****TOTAL FOR FUND-SCC 200 9204 (JUNIOR HIGH STUDENT COUNCIL FUND):	1,217.00	0.00	0.00	557.50	1,217.00	0.00
*****TOTAL FOR FUND-SCC 200 9301 (EASTERN ELEMENTARY STUDENT ACTIVITY FUND):	1,472.00	0.00	0.00	997.70	1,472.00	0.00
*****TOTAL FOR FUND-SCC 200 9302 (EASTERN ELEMENTARY ROBOTICS FUND):	855.00	0.00	0.00	420.00	855.00	0.00

*** NOTE!! ONLY ACTIVE ACCOUNTS HAVE BEEN SELECTED, TOTALS MAY EXCLUDE AMOUNTS THAT ARE RELATED TO INACTIVE ACCOUNTS. ***

	FYTD Receivable	FYTD Actual Receipts	MTD Actual Receipts	YTD Actual Receipts	FYTD Balance Receivable	FYTD Percent Received
*****TOTAL FOR FUND-SCC 200 9612 (JUNIOR HIGH INFORMED TEENS FUND):	1,469.00	0.00	0.00	1,461.44	1,469.00	0.00
*****TOTAL FOR FUND-SCC 300 9116 (CHOIR):	75.00	0.00	0.00	75.00	75.00	0.00
*****TOTAL FOR FUND-SCC 300 9206 (JUNIOR HIGH PHYS ED DEPARTMENT FUND):	2,785.00	0.00	0.00	1,235.00	2,785.00	0.00
*****TOTAL FOR FUND-SCC 300 9600 (ATHLETIC FUND):	209,359.00	52,034.30	33,127.00	112,245.29	157,324.70	24.85
*****TOTAL FOR FUND-SCC 300 9601 (ATHLETIC CAPITAL FUND):	13,000.00	13,000.00	0.00	13,000.00	0.00	100.00
*****TOTAL FOR FUND-SCC 300 9603 (ELEMENTARY MUSIC):	398.00	0.00	0.00	398.00	398.00	0.00
*****TOTAL FOR FUND-SCC 451 9019 (Network Connectivity FY 2019):	0.00	0.00	0.00	4,500.00	0.00	0.00
*****TOTAL FOR FUND-SCC 451 9020 (Network Connectivity FY 2020):	9,000.00	0.00	0.00	0.00	9,000.00	0.00
*****TOTAL FOR FUND-SCC 516 9019 (IDEA-B SPECIAL EDUCATION FY19):	113,478.39	78,905.73	38,457.23	382,471.84	34,572.65	69.53
*****TOTAL FOR FUND-SCC 516 9020 (IDEA-B SPECIAL EDUCATION FY20):	526,546.53	0.00	0.00	0.00	526,546.53	0.00

*** NOTE!! ONLY ACTIVE ACCOUNTS HAVE BEEN SELECTED, TOTALS MAY EXCLUDE AMOUNTS THAT ARE RELATED TO INACTIVE ACCOUNTS. ***

LEXINGTON LOCAL SCHOOLS
 Revenue Account Summary
 SORTED BY FUND-SCC/ACCT

	FYTD Receivable	FYTD Actual Receipts	MTD Actual Receipts	YTD Actual Receipts	FYTD Balance Receivable	FYTD Percent Received
*****TOTAL FOR FUND-SCC 572 9019 (TITLE I FY19):	35,524.31	21,216.91	9,875.64	179,132.17	14,307.40	59.73
*****TOTAL FOR FUND-SCC 572 9020 (TITLE I FY20):	271,899.46	0.00	0.00	0.00	271,899.46	0.00
*****TOTAL FOR FUND-SCC 587 9019 (EARLY CHILDHOOD SPECIAL EDUCATION IDEA FY19):	11,529.37	7,546.89	0.00	20,852.07	3,982.48	65.46
*****TOTAL FOR FUND-SCC 587 9020 (EARLY CHILDHOOD SPECIAL EDUCATION IDEA FY20):	24,315.05	0.00	0.00	0.00	24,315.05	0.00
*****TOTAL FOR FUND-SCC 590 9019 (TITLE II-A IMPROVING TEACHER QUALITY FY19):	0.00	0.00	0.00	35,253.67	0.00	0.00
*****TOTAL FOR FUND-SCC 590 9020 (TITLE II-A IMPROVING TEACHER QUALITY FY20):	59,795.50	0.00	0.00	0.00	59,795.50	0.00
*****TOTAL FOR FUND-SCC 599 9019 (TITLE IV):	14,435.31	0.00	0.00	3,928.00	14,435.31	0.00
*****TOTAL FOR FUND-SCC 599 9020 (TITLE IV FY20):	18,435.89	0.00	0.00	0.00	18,435.89	0.00
*****GRAND TOTALS:	93,853,390.45	113,162,938.46	47,921,697.11	130,542,762.57	19,309,548.01-	120.57

*** NOTE!! ONLY ACTIVE ACCOUNTS HAVE BEEN SELECTED, TOTALS MAY EXCLUDE AMOUNTS THAT ARE RELATED TO INACTIVE ACCOUNTS. ***

LEXINGTON LOCAL SCHOOLS
 Appropriation Account Summary
 SORTED BY FUND-SCC/ACCT

FYTD Appropriated	Prior FY Carryover Encumbrances	FYTD Expendable	FYTD Actual Expenditures	MTD Actual Expenditures	Current + Future Encumbrances	FYTD Remaining Balance	FYTD Percent Exp/Enc
*****TOTAL FOR FUND-SCC 001 0000 (GENERAL FUND):							
12,509,664.00	142,760.76	12,652,424.76	4,395,178.68	2,276,661.13	2,134,200.95	6,123,045.13	51.61
*****TOTAL FOR FUND-SCC 002 0000 (BOND RETIREMENT FUND):							
1,947,135.33	0.00	1,947,135.33	0.00	0.00	1,425,896.92	521,238.41	73.23
*****TOTAL FOR FUND-SCC 003 0000 (PERMANENT IMPROVEMENT FUND):							
341,872.00	0.00	341,872.00	348,328.26	146,637.26	261,783.71	268,239.97-	178.46
*****TOTAL FOR FUND-SCC 004 0000 (LFI BUILDING FUND):							
0.00	0.00	0.00	45,520,238.41	45,000,000.00	0.00	45,520,238.41-	0.00
*****TOTAL FOR FUND-SCC 006 0000 (FOOD SERVICE FUND):							
362,112.00	2,310.43	364,422.43	99,445.08	55,260.21	229,573.63	35,403.72	90.28
*****TOTAL FOR FUND-SCC 007 9100 (LEXINGTON MINUTEMEN ACADEMIC SCHOLARSHIP FUND):							
3,150.00	0.00	3,150.00	0.00	0.00	10,000.00	6,850.00-	317.46
*****TOTAL FOR FUND-SCC 007 9800 (TERRY McCAMMON SCHOLARSHIP FUND):							
250.00	0.00	250.00	0.00	0.00	0.00	250.00	0.00
*****TOTAL FOR FUND-SCC 018 9100 (HIGH SCHOOL PRINCIPAL'S FUND):							
5,022.00	168.40	5,190.40	154.41	30.03	9,169.97	4,133.98-	179.65
*****TOTAL FOR FUND-SCC 018 9200 (JUNIOR HIGH PRINCIPAL'S FUND):							
2,908.00	0.00	2,908.00	0.00	0.00	6,120.00	3,212.00-	210.45
*****TOTAL FOR FUND-SCC 018 9300 (EASTERN PRINCIPAL'S FUND):							
4,354.00	0.00	4,354.00	0.00	0.00	2,360.00	1,994.00	54.20

*** NOTE!! ONLY ACTIVE ACCOUNTS HAVE BEEN SELECTED, TOTALS MAY EXCLUDE AMOUNTS THAT ARE RELATED TO INACTIVE ACCOUNTS. ***

LEXINGTON LOCAL SCHOOLS
 Appropriation Account Summary
 SORTED BY FUND-SCC/ACCT

FYTD Appropriated	Prior FY Carryover Encumbrances	FYTD Expendable	FYTD Actual Expenditures	MTD Actual Expenditures	Current + Future Encumbrances	FYTD Remaining Balance	FYTD Percent Exp/Enc
*****TOTAL FOR FUND-SCC 018 9301 (EASTERN ELEMENTARY BOOKFAIR/BOXTOPS FUND):							
3,938.00	0.00	3,938.00	430.24	430.24	4,700.00	1,192.24	130.28
*****TOTAL FOR FUND-SCC 018 9302 (EASTERN ELEMENTARY MATH):							
184.00	150.00	334.00	150.00	0.00	180.00	4.00	98.80
*****TOTAL FOR FUND-SCC 018 9400 (CENTRAL PRINCIPAL'S FUND):							
2,047.00	1,398.34	3,445.34	0.00	0.00	3,035.34	410.00	88.10
*****TOTAL FOR FUND-SCC 018 9401 (CENTRAL ELEMENTARY BOOKFAIR FUND):							
1,445.00	0.00	1,445.00	0.00	0.00	0.00	1,445.00	0.00
*****TOTAL FOR FUND-SCC 018 9402 (CENTRAL ELEMENTARY ART):							
447.00	0.00	447.00	0.00	0.00	0.00	447.00	0.00
*****TOTAL FOR FUND-SCC 018 9500 (WESTERN PRINCIPAL'S FUND):							
1,446.00	1,310.00	2,756.00	2,200.00	2,200.00	2,042.70	1,486.70	153.94
*****TOTAL FOR FUND-SCC 018 9501 (WESTERN ELEMENTARY BOOKFAIR/BOXTOPS FUND):							
2,201.00	0.00	2,201.00	0.00	0.00	0.00	2,201.00	0.00
*****TOTAL FOR FUND-SCC 018 9503 (WESTERN ELEMENTARY ART):							
838.00	0.00	838.00	0.00	0.00	0.00	838.00	0.00
*****TOTAL FOR FUND-SCC 019 9121 (CENTRAL ELEMENTARY PTO GRANTS):							
300.00	0.00	300.00	0.00	0.00	500.00	200.00	166.67
*****TOTAL FOR FUND-SCC 019 9122 (EASTERN ELEMENTARY PTO GRANTS):							
134.00	0.00	134.00	0.00	0.00	771.36	637.36	575.64

*** NOTE!! ONLY ACTIVE ACCOUNTS HAVE BEEN SELECTED, TOTALS MAY EXCLUDE AMOUNTS THAT ARE RELATED TO INACTIVE ACCOUNTS. ***

LEXINGTON LOCAL SCHOOLS
 Appropriation Account Summary
 SORTED BY FUND-SCC/ACCT

FYTD Appropriated	Prior FY Carryover Encumbrances	FYTD Expendable	FYTD Actual Expenditures	MTD Actual Expenditures	Current + Future Encumbrances	FYTD Remaining Balance	FYTD Percent Exp/Enc
*****TOTAL FOR FUND-SCC 019 9123 (WESTERN ELEMENTARY PTO GRANTS):							
1,985.00	423.13	2,408.13	255.79	0.00	123.13	2,029.21	15.74
*****TOTAL FOR FUND-SCC 019 921B (RICH CO FOUND-WRITE STUFF STEAM KIT):							
560.00	0.00	560.00	0.00	0.00	0.00	560.00	0.00
*****TOTAL FOR FUND-SCC 022 9601 (DHSAA TOURNAMENT AGENCY FUND):							
21,013.00	0.00	21,013.00	640.00	640.00	14,360.00	6,013.00	71.38
*****TOTAL FOR FUND-SCC 024 0000 (EMPLOYEE BENEFITS FUND FOR MEDICAL/DENTAL):							
2,601,177.00	0.00	2,601,177.00	880,621.60	354,799.93	27,500.00	1,693,055.40	34.91
*****TOTAL FOR FUND-SCC 200 9102 (HIGH SCHOOL DRAMA CLUB):							
8,229.00	750.00	8,979.00	51.00	51.00	1,250.00	7,678.00	14.49
*****TOTAL FOR FUND-SCC 200 9104 (HIGH SCHOOL LEADERSHIP COUNCIL):							
111.00	0.00	111.00	0.00	0.00	0.00	111.00	0.00
*****TOTAL FOR FUND-SCC 200 9107 (HIGH SCHOOL SPANISH CLUB):							
133.00	50.00	183.00	50.00	50.00	0.00	133.00	27.32
*****TOTAL FOR FUND-SCC 200 9108 (HIGH SCHOOL LEO CLUB):							
260.00	0.00	260.00	0.00	0.00	0.00	260.00	0.00
*****TOTAL FOR FUND-SCC 200 9114 (HIGH SCHOOL STUDENT COUNCIL FUND):							
425.00	0.00	425.00	900.00	900.00	500.00	975.00	329.41
*****TOTAL FOR FUND-SCC 200 9115 (HIGH SCHOOL KEY CLUB):							
498.00	0.00	498.00	0.00	0.00	0.00	498.00	0.00

*** NOTE!! ONLY ACTIVE ACCOUNTS HAVE BEEN SELECTED, TOTALS MAY EXCLUDE AMOUNTS THAT ARE RELATED TO INACTIVE ACCOUNTS. ***

LEXINGTON LOCAL SCHOOLS
 Appropriation Account Summary
 SORTED BY FUND-SCC/ACCT

FYTD Appropriated	Prior FY Carryover Encumbrances	FYTD Expendable	FYTD Actual Expenditures	MTD Actual Expenditures	Current + Future Encumbrances	FYTD Remaining Balance	FYTD Percent Exp/Enc
*****TOTAL FOR FUND-SCC 200 9119 (HIGH SCHOOL YEARBOOK FUND):							
9,990.00	4,128.14	14,118.14	0.00	0.00	19,128.14	5,010.00	135.49
*****TOTAL FOR FUND-SCC 200 9121 (HIGH SCHOOL NATIONAL HONOR SOCIETY):							
1,282.00	0.00	1,282.00	0.00	0.00	1,175.00	107.00	91.65
*****TOTAL FOR FUND-SCC 200 9204 (JUNIOR HIGH STUDENT COUNCIL FUND):							
552.00	180.00	732.00	0.00	0.00	430.00	302.00	58.74
*****TOTAL FOR FUND-SCC 200 9301 (EASTERN ELEMENTARY STUDENT ACTIVITY FUND):							
710.00	0.00	710.00	0.00	0.00	500.00	210.00	70.42
*****TOTAL FOR FUND-SCC 200 9302 (EASTERN ELEMENTARY ROBOTICS FUND):							
102.00	0.00	102.00	0.00	0.00	0.00	102.00	0.00
*****TOTAL FOR FUND-SCC 200 9612 (JUNIOR HIGH INFORMED TEENS FUND):							
700.00	0.00	700.00	0.00	0.00	0.00	700.00	0.00
*****TOTAL FOR FUND-SCC 300 9115 (JAZZ BAND):							
188.00	0.00	188.00	0.00	0.00	0.00	188.00	0.00
*****TOTAL FOR FUND-SCC 300 9116 (CHOIR):							
46.00	0.00	46.00	0.00	0.00	200.00	154.00	434.78
*****TOTAL FOR FUND-SCC 300 9206 (JUNIOR HIGH PHYS ED DEPARTMENT FUND):							
975.00	0.00	975.00	634.24	634.24	2,315.76	1,975.00	302.56
*****TOTAL FOR FUND-SCC 300 9600 (ATHLETIC FUND):							
114,734.00	0.00	114,734.00	49,705.20	39,085.85	106,217.65	41,188.85	135.90

*** NOTE!! ONLY ACTIVE ACCOUNTS HAVE BEEN SELECTED, TOTALS MAY EXCLUDE AMOUNTS THAT ARE RELATED TO INACTIVE ACCOUNTS. ***

LEXINGTON LOCAL SCHOOLS
 Appropriation Account Summary
 SORTED BY FUND-SCC/ACCT

FYTD Appropriated	Prior FY Carryover Encumbrances	FYTD Expendable	FYTD Actual Expenditures	MTD Actual Expenditures	Current + Future Encumbrances	FYTD Remaining Balance	FYTD Percent Exp/Enc
*****TOTAL FOR FUND-SCC 300 9603 (ELEMENTARY MUSIC):							
90.00	0.00	90.00	0.00	0.00	0.00	90.00	0.00
*****TOTAL FOR FUND-SCC 451 9019 (Network Connectivity FY 2019):							
4,500.00	0.00	4,500.00	0.00	0.00	9,000.00	4,500.00	200.00
*****TOTAL FOR FUND-SCC 516 9018 (IDEA-B SPECIAL EDUCATION FY18):							
20,323.00	0.00	20,323.00	0.00	0.00	0.00	20,323.00	0.00
*****TOTAL FOR FUND-SCC 516 9019 (IDEA-B SPECIAL EDUCATION FY19):							
243,253.00	13,279.90	256,532.90	38,457.23	3,725.25	160,558.15	57,517.52	77.58
*****TOTAL FOR FUND-SCC 516 9020 (IDEA-B SPECIAL EDUCATION FY20):							
0.00	0.00	0.00	15,853.47	11,794.98	226,228.02	242,081.49	0.00
*****TOTAL FOR FUND-SCC 572 9018 (TITLE I FY18):							
17,473.00	0.00	17,473.00	0.00	0.00	0.00	17,473.00	0.00
*****TOTAL FOR FUND-SCC 572 9019 (TITLE I FY19):							
122,749.00	0.00	122,749.00	16,521.53	5,787.16	0.00	106,227.47	13.46
*****TOTAL FOR FUND-SCC 572 9020 (TITLE I FY20):							
0.00	0.00	0.00	13,762.34	13,762.34	27,926.02	41,688.36	0.00
*****TOTAL FOR FUND-SCC 587 9019 (EARLY CHILDHOOD SPECIAL EDUCATION IDEA FY19):							
12,350.00	0.00	12,350.00	0.00	0.00	0.00	12,350.00	0.00
*****TOTAL FOR FUND-SCC 587 9020 (EARLY CHILDHOOD SPECIAL EDUCATION IDEA FY20):							
0.00	0.00	0.00	0.00	0.00	19,242.77	19,242.77	0.00

*** NOTE!! ONLY ACTIVE ACCOUNTS HAVE BEEN SELECTED, TOTALS MAY EXCLUDE AMOUNTS THAT ARE RELATED TO INACTIVE ACCOUNTS. ***

LEXINGTON LOCAL SCHOOLS
 Appropriation Account Summary
 SORTED BY FUND-SCC/ACCT

FYTD Appropriated	Prior FY Carryover Encumbrances	FYTD Expendable	FYTD Actual Expenditures	MTD Actual Expenditures	Current + Future Encumbrances	FYTD Remaining Balance	FYTD Percent Exp/Enc
*****TOTAL FOR FUND-SCC 590 9019 (TITLE II-A IMPROVING TEACHER QUALITY FY19):							
27,517.00	0.00	27,517.00	0.00	0.00	0.00	27,517.00	0.00
=====							
*****TOTAL FOR FUND-SCC 599 9018 (TITLE IV):							
0.00	0.00	0.00	0.00	0.00	370.00	370.00-	0.00
=====							
*****TOTAL FOR FUND-SCC 599 9019 (TITLE IV):							
5,820.00	0.00	5,820.00	0.00	0.00	0.00	5,820.00	0.00
=====							
*****TOTAL FOR FUND-SCC 599 9020 (TITLE IV FY20):							
0.00	0.00	0.00	11,572.01	11,572.01	3,700.00	15,272.01-	0.00
=====							
*****GRAND TOTALS:							
18,407,192.33	166,909.10	18,574,101.43	51,395,149.49	47,924,021.63	4,711,059.22	37,532,107.28-	302.07
=====							

*** NOTE!! ONLY ACTIVE ACCOUNTS HAVE BEEN SELECTED, TOTALS MAY EXCLUDE AMOUNTS THAT ARE RELATED TO INACTIVE ACCOUNTS. ***