

# LEXINGTON LOCAL SCHOOLS



---

FINANCIAL REPORT  
FOR THE PERIOD ENDING  
AUGUST 31, 2016

---

PREPARED BY  
JASON WHITESEL, TREASURER

DATE: 09/02/2016  
 TIME: 11:41

LEXINGTON LOCAL SCHOOLS  
 CASH RECONCILIATION AS OF 08/31/2016

PAGE: 1  
 (USAEMSED)

	SUB-TOTALS	TOTALS
	-----	-----
Gross Depository Balances:		
RICHLAND BANK MMA 5719	\$ 5,269,753.61	
RICHLAND BANK SWEEP ACCT 3520	2,824,463.75	
RICHLAND BANK GENERAL ACCT 0580	306,947.74	
RICHLAND BANK ANTHEM SWEEP 3523	710,758.46	
RICHLAND BANK EE BENEFITS 3180	0.00	
RICHLAND BANK PAYROLL ACCT 9780	647.61	
RICHLAND BANK ATHLETIC ACCT 3280	3,775.00	
	-----	
Total Depository Balances (Gross)		\$ 9,116,346.17
Adjustments to Bank Balance:		
Cash in Transit to Bank	\$ 4,402.54	
Outstanding Checks	160,033.67-	
Adjustments	648.61-	
Municipal Income Tax -647.61		
Bank Error - Check #77238 -1.00		
	-----	
Total Adjustments to Bank Balance		156,279.74-
Investments:		
Treasury Bonds and Notes	\$ 925,284.50	
Certificate of Deposits	2,925,000.00	
Other Securities	0.00	
Other Investments:		
Richland Bank - Money Market	166,661.78	
	-----	
Total Investments		4,016,946.28
Cash on Hand:		
Petty Cash:		
TREASURER'S OFFICE	\$ 100.00	
HIGH SCHOOL	50.00	
JUNIOR HIGH SCHOOL	50.00	
EASTERN, CENTRAL, WESTERN	150.00	
Change Cash:		
ATHLETIC CHANGE	\$ 3,000.00	
CAFETERIA CHANGE	440.00	
JUNIOR HIGH SCHOOL	100.00	
Cash with Fiscal Agent	0.00	
	-----	
Total Cash on Hand		3,890.00
		-----
Total Balances		\$ 12,980,902.71
		=====
Total Fund Balance		\$ 12,980,902.71
		=====
Depository Clearance Accounts:		
	-----	
Total Clearance Account Balances		\$ 0.00

August 01, 2016 To August 31, 2016

Account Name : Lexington Local SD Managing Agency

Account No : 5750

## Summary Of Investment Holdings

Quantity	Description			Unit Value	Market Value	Tax Cost	Estimated Ann Inc	Yield To Mkt
<b><u>Money Market - Taxable</u></b>								
166,661.78	Northern Instl Government Select Portfolio			100.0000	166,661.78	166,661.78	399.99	0.24%
<i>Totals</i>					<b>166,661.78</b>	<b>166,661.78</b>	<b>399.99</b>	<b>0.24%</b>
<b><u>Marketable CD</u></b>								
100,000	Transportation Alliance Bk	0.800%	07/05/2017	100.1933	100,193.30	100,000.00	800.00	0.80%
200,000	Apple Bank for Savings	0.850%	10/06/2017	100.2481	200,496.20	200,000.00	1,700.00	0.85%
200,000	Wells Fargo Bank NA	1.000%	12/06/2017	100.3070	200,614.00	200,000.00	2,000.00	1.00%
150,000	Comenity Capital Bank	1.150%	08/29/2018	99.9831	149,974.65	150,000.00	1,725.00	1.15%
200,000	Franklin Synergy Bank	1.100%	10/09/2018	100.6614	201,322.80	200,000.00	2,200.00	1.09%
200,000	Farm Bureau Bank	1.100%	12/17/2018	100.2279	200,455.80	200,000.00	2,200.00	1.10%
150,000	Ally Bank Midvale UT	1.450%	02/11/2019	101.4184	152,127.60	150,000.00	2,175.00	1.43%
200,000	Capital One Bank USA	1.200%	08/12/2019	99.9578	199,915.60	200,000.00	2,400.00	1.20%
100,000	First Financial NW Inc WA	1.450%	08/19/2019	100.0332	100,033.20	100,000.00	1,450.00	1.45%
200,000	Abacus Federal Savings Bank	1.250%	09/17/2019	100.3904	200,780.80	200,000.00	2,500.00	1.25%
200,000	Alma Bank NY	1.300%	06/10/2020	100.4224	200,844.80	200,000.00	2,600.00	1.29%
150,000	Community Finl Svcs Bank	1.500%	08/19/2020	100.9503	151,425.45	150,000.00	2,250.00	1.49%
175,000	Unison Bank	1.500%	11/25/2020	102.7899	179,882.33	175,000.00	2,625.00	1.46%
200,000	Goldman Sachs Bank USA	1.850%	02/17/2021	101.9643	203,928.60	200,000.00	3,700.00	1.81%
200,000	MB Financial Bank NA	1.400%	03/30/2021	102.1655	204,331.00	200,000.00	2,800.00	1.37%
100,000	BankVista Sartell MN	1.400%	04/06/2021	102.1558	102,155.80	100,000.00	1,400.00	1.37%
200,000	Bank Of Santa Clarita	1.400%	04/15/2021	102.1452	204,290.40	200,000.00	2,800.00	1.37%
<i>Totals</i>					<b>2,952,772.33</b>	<b>2,925,000.00</b>	<b>37,325.00</b>	<b>1.26%</b>
<b><u>U.S. Govt Agy/Exempt State</u></b>								
125,000	FHLB	1.050%	06/04/2018	99.6087	124,510.88	124,987.50	1,312.50	1.05%
<i>Totals</i>					<b>124,510.88</b>	<b>124,987.50</b>	<b>1,312.50</b>	<b>1.05%</b>

August 01, 2016 To August 31, 2016

Account Name : Lexington Local SD Managing Agency

Account No : 5750

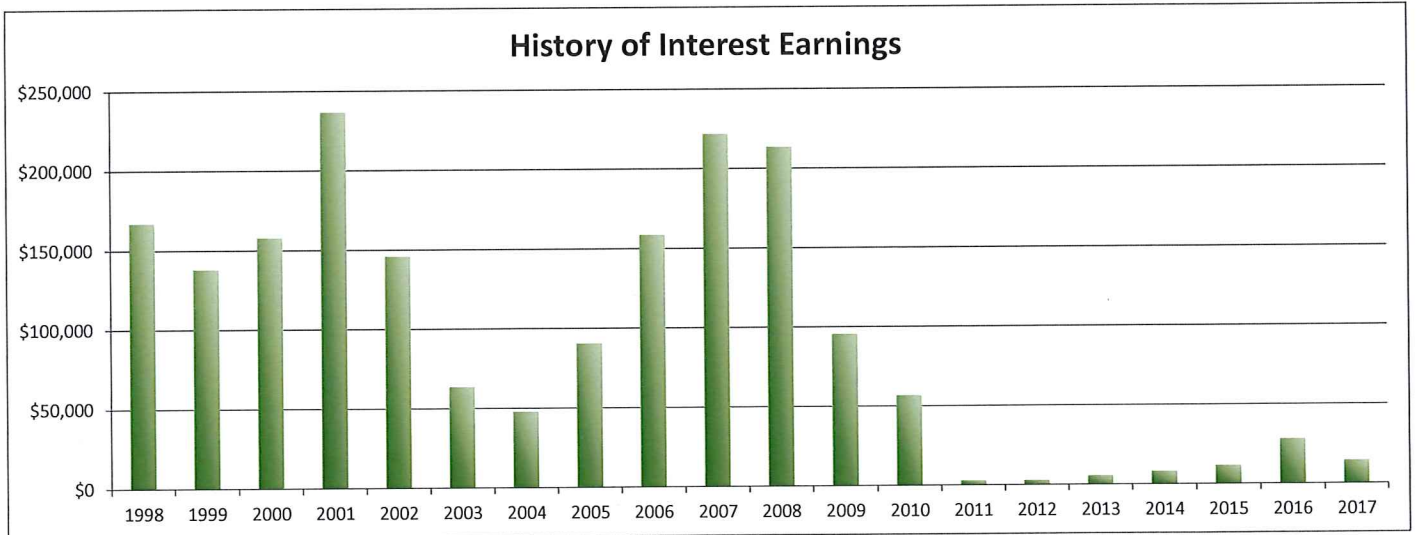
## Summary Of Investment Holdings

Quantity	Description			Unit Value	Market Value	Tax Cost	Estimated Ann Inc	Yield To Mkt
<u>U.S. Govt Agy/Nonexempt State</u>								
300,000	FHLMC	1.350%	03/29/2019	100.1240	300,372.00	300,297.00	4,050.00	1.35%
300,000	FNMA	1.300%	07/28/2020	99.5891	298,767.30	300,000.00	3,900.00	1.31%
200,000	FHLMC	1.800%	03/30/2021	100.0063	200,012.60	200,000.00	3,600.00	1.80%
<i>Totals</i>					799,151.90	800,297.00	11,550.00	1.45%
<i>Grand Total</i>					4,043,096.89	4,016,946.28	50,587.49	1.25%

**LEXINGTON LOCAL SCHOOLS**  
**INVESTMENT REPORT FOR THE MONTH ENDING**  
**AUGUST 31, 2016**

INTEREST EARNED:	THIS MONTH	FISCAL YEAR TO DATE
Richland Bank, General Sweep	\$1,090.00	\$1,567.45
Richland Bank, General MMA	\$1,944.08	\$3,303.19
Richland Bank, Anthem Sweep	\$176.82	\$366.51
Star Ohio	\$0.00	\$0.00
CDs, Bonds, and other investments	\$6,471.70	\$9,236.72
<b>TOTAL INTEREST RECEIVED</b>	<b>\$9,682.60</b>	<b>\$14,473.87</b>

History of Interest Earnings	Fiscal Year	Interest Earnings
	1998	\$ 167,057.52
	1999	\$ 138,113.69
	2000	\$ 157,991.72
	2001	\$ 236,839.79
	2002	\$ 146,052.34
	2003	\$ 63,712.36
	2004	\$ 47,970.95
	2005	\$ 90,719.94
	2006	\$ 158,724.51
	2007	\$ 221,998.86
	2008	\$ 213,660.34
	2009	\$ 95,639.63
	2010	\$ 56,860.22
	2011	\$ 3,001.78
	2012	\$ 3,090.00
	2013	\$ 5,758.97
	2014	\$ 8,349.92
	2015	\$ 11,765.22
	2016	\$ 28,300.22
FISCAL Year To Date	2017	\$14,473.87
<b>Total Interest Earnings 1998 to Present</b>		<b>\$ 1,870,081.85</b>



Processing Month: August 2016

(FINSUM)

LEXINGTON LOCAL SCHOOLS

Fnd	Sec	Description	Beginning Balance	MTD Revenues	FYTD Revenues	MTD Expenditures	FYTD Expenditures	Current Available Balance
001	0000	GENERAL FUND	8,934,264.87	2,521,267.02	6,754,770.01	2,013,626.14	3,538,277.65	12,150,757.23
001	9412	GENERAL BUDGET RESERVE SE	87,928.97	.00	.00	.00	.00	87,928.97
002	0000	BOND RETIREMENT FUND	1,925.89	.00	.00	.00	.00	1,925.89
003	0000	PERMANENT IMPROVEMENT FUN	117,720.48	49,191.87	266,031.87	243,667.68	466,284.86	82,532.51-
006	0000	FOOD SERVICE FUND	2,553.42	27,808.64	27,856.64	58,434.06	99,306.02	68,895.96-
007	9100	LEXINGTON MINUTEMEN ACADE	18,506.86	14.35	21.45	.00	.00	18,528.31
007	9800	TERRY McCAMMON SCHOLARSHI	13,585.20	10.54	15.75	.00	.00	13,600.95
007	9801	MINUTEMAN ALUMNI SCHOLARS	1,995.46	1.55	2.32	.00	.00	1,997.78
018	9100	HIGH SCHOOL PRINCIPAL'S F	1,149.62	167.05	167.05	163.75	208.75	1,107.92
018	9200	JUNIOR HIGH PRINCIPAL'S F	2,815.47	4,592.00	4,592.00	.00	.00	7,407.47
018	9300	EASTERN PRINCIPAL'S FUND	5,640.18	296.84	296.84	405.96	405.96	5,531.06
018	9301	EASTERN ELEMENTARY BOOKFA	11,356.99	.00	.00	.00	.00	11,356.99
018	9302	EASTERN ELEMENTARY MATH	1,181.16	.00	.00	.00	.00	1,181.16
018	9400	CENTRAL PRINCIPAL'S FUND	10,210.91	557.40	557.40	509.72	509.72	10,258.59
018	9401	CENTRAL ELEMENTARY BOOKFA	2,358.24	.00	.00	.00	.00	2,358.24
018	9402	CENTRAL ELEMENTARY ART	746.00	.00	.00	.00	.00	746.00
018	9500	WESTERN PRINCIPAL'S FUND	8,206.02	2,442.22	2,442.22	.00	.00	10,648.24
018	9501	WESTERN ELEMENTARY BOOKFA	1,351.85	.00	.00	.00	.00	1,351.85
018	9503	WESTERN ELEMENTARY ART	402.42	.00	.00	.00	.00	402.42
018	9901	JUNIOR HIGH TEACHER ADVIS	109.25	.00	.00	.00	.00	109.25
019	9001	ACADEMIC BOOSTERS GRANTS	769.07	.00	.00	.00	.00	769.07
019	9121	CENTRAL ELEMENTARY PTO GR	671.29	14.11	21.79	315.80	315.80	377.28
019	9122	EASTERN ELEMENTARY PTO GR	567.18	14.11	21.81	.00	.00	588.99
019	9123	WESTERN ELEMENTARY PTO GR	3,437.63	14.11	21.80	1,699.50	1,699.50	1,759.93
019	9200	RICHLAND COUNTY FOUNDATIO	1,932.00	.00	.00	.00	.00	1,932.00
019	9208	RICHLAND CO FOUND-BUILD A	.00	.00	.00	239.33	239.33	239.33-
019	9500	DOLLAR GENERAL LIT FOUND	6.01	.00	.00	.00	.00	6.01
022	9601	OHGAA TOURNAMENT AGENCY F	144.13	.00	.00	80.00	80.00	64.13
024	0000	EMPLOYEE BENEFITS FUND FO	791,621.99	329,739.47	658,644.01	277,707.24	741,562.32	708,703.68
200	9101	HIGH SCHOOL ART CLUB	93.76	.00	.00	.00	.00	93.76
200	9102	HIGH SCHOOL DRAMA CLUB	14,103.46	.00	.00	.00	346.35	13,757.11
200	9103	HIGH SCHOOL MATH CLUB	52.70	.00	.00	.00	.00	52.70
200	9104	HIGH SCHOOL LEADERSHIP CO	453.66	.00	.00	.00	.00	453.66
200	9105	HIGH SCHOOL FRENCH CLUB	131.67	.00	.00	.00	.00	131.67
200	9107	HIGH SCHOOL SPANISH CLUB	751.60	.00	.00	.00	.00	751.60
200	9108	HIGH SCHOOL LEO CLUB	3,122.40	.00	.00	.00	.00	3,122.40
200	9114	HIGH SCHOOL STUDENT COUNC	3,027.08	.00	.00	19.25	19.25	3,007.83
200	9115	HIGH SCHOOL KEY CLUB	1,849.02	.00	.00	.00	.00	1,849.02
200	9116	HIGH SCHOOL CHESS CLUB	271.00	.00	.00	.00	.00	271.00
200	9119	HIGH SCHOOL YEARBOOK FUND	39,285.55	2,730.00	2,730.00	.00	.00	42,015.55
200	9120	HIGH SCHOOL JOURNALISM FU	1,089.44	.00	.00	.00	.00	1,089.44
200	9121	HIGH SCHOOL NATIONAL HONO	655.94	.00	.00	.00	385.00	270.94
200	9160	HIGH SCHOOL GERMAN CLUB	45.00	.00	.00	.00	.00	45.00
200	9201	JUNIOR HIGH ART CLUB	113.99	.00	.00	.00	.00	113.99
200	9204	JUNIOR HIGH STUDENT COUNC	29.54	.00	.00	.00	.00	29.54
200	9205	JUNIOR HIGH LIBRARY CLUB	77.65	.00	.00	.00	.00	77.65

FINANCIAL SUMMARY REPORT  
Processing Month: August 2016  
LEXINGTON LOCAL SCHOOLS

Fnd	Sec	Description	Beginning Balance	MTD Revenues	FYTD Revenues	MTD Expenditures	FYTD Expenditures	Current Available Balance
200	9301	EASTERN ELEMENTARY STUDEN	479.41	.00	.00	.00	.00	479.41
200	9401	CENTRAL ELEMENTARY STUDEN	382.69	.00	.00	.00	.00	382.69
200	9611	HIGH SCHOOL INFORMED TEEN	842.26	53.63-	53.63-	.00	.00	788.63
200	9612	JUNIOR HIGH INFORMED TEEN	24.67	95.95	95.95	.00	.00	120.62
300	9115	JAZZ BAND	1,569.81	.00	.00	.00	.00	1,569.81
300	9116	CHOIR	1,159.80	.00	.00	.00	.00	1,159.80
300	9206	JUNIOR HIGH PHYS ED DEPAR	2,413.17	.00	.00	434.51	434.51	1,978.66
300	9210	JR HIGH INSTRUMENTAL	41.03	.00	.00	.00	.00	41.03
300	9600	ATHLETIC FUND	19,748.85	40,649.00	68,914.00	33,916.90	40,279.65	48,383.20
300	9602	ORCHESTRA	63.22	.00	.00	.00	.00	63.22
300	9603	ELEMENTARY MUSIC	1,139.88	.00	.00	.00	.00	1,139.88
300	9605	BAND	232.95	.00	.00	.00	.00	232.95
451	9016	Network Connectivity FY 2	.00	.00	.00	4,500.00	4,500.00	4,500.00-
516	9016	IDEA-B SPECIAL EDUCATION	14,415.99	3,316.23	5,900.81	5,621.66	24,293.66	3,976.86-
516	9017	IDEA-B SPECIAL EDUCATION	.00	.00	.00	11,426.19	11,426.19	11,426.19-
572	9016	TITLE I FY16	6,969.06	17,474.67	28,741.31	20,387.28	40,774.50	5,064.13-
572	9017	TITLE I FY17	.00	.00	.00	7,043.96	7,043.96	7,043.96-
587	9017	EARLY CHILDHOOD SPECIAL E	.00	.00	.00	290.52	290.52	290.52-
Grand Total All Funds			10,137,794.81	3,000,343.50	7821,791.40	2,680,489.45	4978,683.50	12980,902.71
Total Invested Funds			.00					

SCHOOL DISTRICT: LEXINGTON LOCAL SCHOOLS

IRN # 049437

COUNTY: RICHLAND

FISCAL YEAR: 2017 MONTH: 08

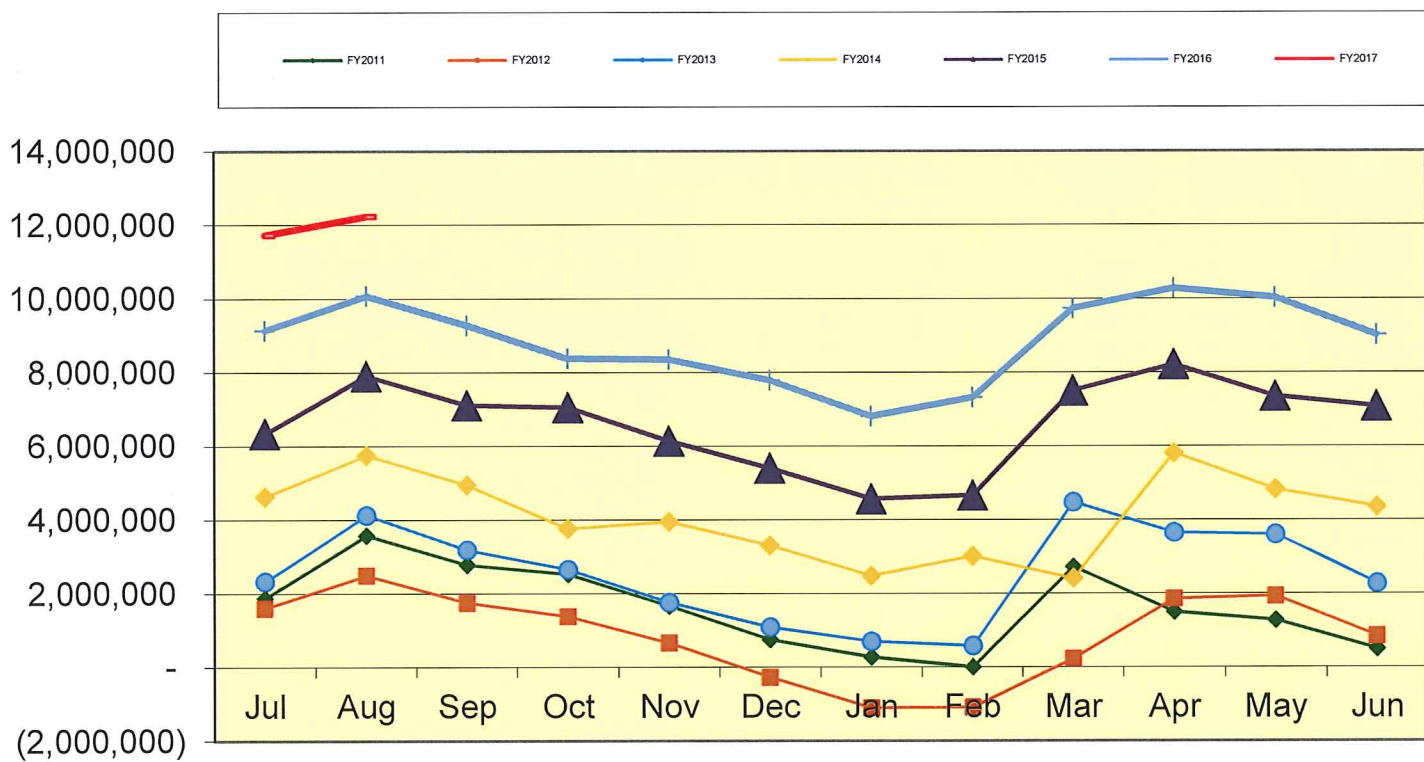
	MONTHLY ESTIMATE	MONTHLY ACTUAL	MONTHLY DIFFERENCE	FISCAL YTD ESTIMATE	FISCAL YTD ACTUAL	FISCAL YTD DIFFERENCE
<b>REVENUES</b>						
01.010 General Property (Real Estate)	1,600,000	1,301,505	298,495-	4,600,000	4,698,665	98,665
01.020 Tangible Personal Property Tax	0	218,691	218,691	200,000	218,691	18,691
01.030 Income Tax	0	0	0	0	0	0
01.035 Unrestricted Grants-in-Aid	820,000	874,379	54,379	1,620,000	1,693,484	73,484
01.040 Restricted Grants-in-Aid	4,200	6,632	2,432	8,400	13,274	4,874
01.045 Restricted Grants-in-Aid - SFSF	0	0	0	0	0	0
01.050 Property Tax Allocation	0	49,905	49,905	0	49,905	49,905
01.060 All Other Operating Revenue	75,000	63,828	11,172-	77,500	71,424	6,076-
01.070 Total Revenue	2,497,200	2,514,940	15,740	6,505,900	6,745,443	239,543
<b>OTHER FINANCING SOURCES</b>						
02.010 Proceeds from Sale of Notes	0	0	0	0	0	0
02.020 State Emergency Loans & Advancements (Approved)	0	0	0	0	0	0
02.040 Operating Transfers-In	0	0	0	0	0	0
02.050 Advances-In	0	0	0	0	0	0
02.060 All Other Financing Sources	0	6,327	6,327	0	9,327	9,327
02.070 Total Other Financing Sources	0	6,327	6,327	0	9,327	9,327
02.080 Total Revenues and Other Financing Sources	2,497,200	2,521,267	22,067	6,505,900	6,754,770	248,870
<b>EXPENDITURES</b>						
03.010 Personal Services	1,000,000	922,312	77,688-	1,995,000	1,852,721	162,279-
03.020 Employees' Retirement/Insurance Benefits	480,000	482,996	2,996	960,000	916,532	43,468-
03.030 Purchased Services	290,000	306,994	16,994	470,000	451,717	18,283-
03.040 Supplies and Materials	175,000	169,608	5,392-	210,000	198,660	11,340-
03.050 Capital Outlay	7,500	16,271	8,771	7,500	22,466	14,966
03.060 Intergovernmental	0	0	0	0	0	0
04.010 Debt Service: All Principal (Historical)	0	0	0	0	0	0
04.020 Debt Service: Principal - Notes	0	0	0	0	0	0
04.030 Debt Service: Principal - State Loans	0	0	0	0	0	0
04.040 Debt Service: Principal - State Advancements	0	0	0	0	0	0
04.050 Debt Service: Principal - HB 264 Loans	0	0	0	0	0	0
04.055 Debt Service: Principal - Other	0	0	0	0	0	0
04.060 Debt Service: Interest and Fiscal Charges	0	0	0	0	0	0
04.300 Other Objects	110,000	115,445	5,445	110,000	116,182	6,182
04.500 Total Expenditures	2,062,500	2,013,626	48,874-	3,752,500	3,538,278	214,222-
<b>OTHER FINANCING USES</b>						
05.010 Operating Transfers - Out	0	0	0	0	0	0
05.020 Advances - Out	0	0	0	0	0	0
05.030 All Other Financing Uses	0	0	0	0	0	0
05.040 Total Other Financing Uses	0	0	0	0	0	0
05.050 Total Expenditure and Other Financing Uses	2,062,500	2,013,626	48,874-	3,752,500	3,538,278	214,222-
06.010 Excess Rev & Oth Financing Sources over(under) Exp &	436,700	507,641	70,941	2,753,400	3,216,492	463,092
07.010 Beginning Cash Balance	11,338,894	11,731,045	392,151	9,022,194	9,022,194	0
07.020 Ending Cash Balance	11,775,594	12,238,686	463,092	11,775,594	12,238,686	463,092
08.010 Outstanding Encumbrances	1,900,000	2,214,586	314,586	1,900,000	2,214,586	314,586



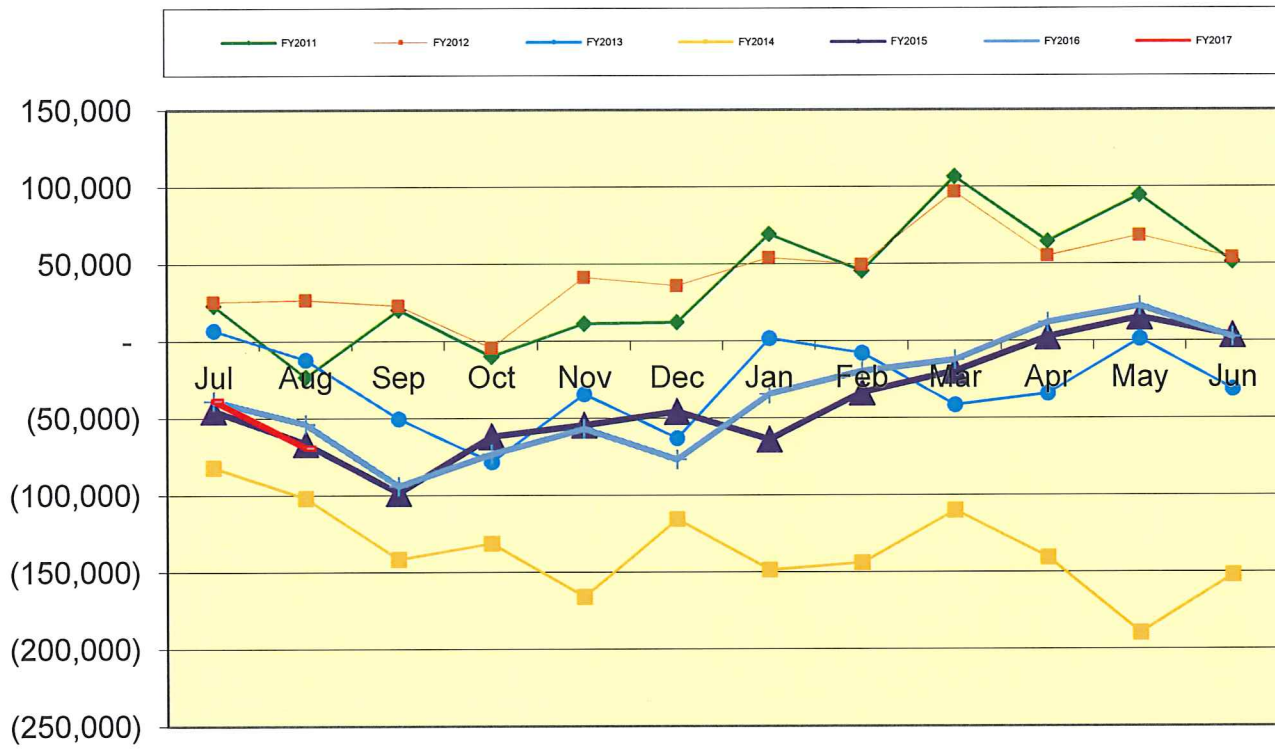
**LEXINGTON LOCAL SCHOOL DISTRICT  
GENERAL FUND ONLY 2016-17  
SUMMARY OF RECEIPTS AND EXPENDITURES - FIVE YEAR FORECAST FORMAT**

LINE 7.010	BEGINNING CASH BALANCE		\$ 9,022,194		
	8/31/2016	FISCAL	FISCAL	VARIANCE	PERCENT
		YEAR TO DATE	YEAR TO DATE	Estimate vs.	of
		Estimate	Actual	Actual	VARIANCE
<b>REVENUES</b>					
LINE 1.010	Real Estate Tax	\$ 4,600,000	\$ 4,698,665	\$98,665	2.14%
LINE 1.020	Personal Property Tax	\$ 200,000	\$ 218,691	\$18,691	9.35%
LINE 1.030	Income Tax	\$ -	\$ -	\$0	
LINE 1.035	State Funding	\$ 1,620,000	\$ 1,693,484	\$73,484	4.54%
LINE 1.040	Career Tech / Economic Disadv.	\$ 8,400	\$ 13,274	\$4,874	58.02%
LINE 1.050	Property Tax Allocation	\$ -	\$ 49,905	\$49,905	#DIV/0!
LINE 1.060	Other Operating Revenue	\$ 77,500	\$ 71,424	(\$6,076)	-7.84%
LINE 1.070	TOTAL REVENUE	\$ 6,505,900	\$ 6,745,443	\$239,543	3.68%
			\$ -		
LINE 2.01	Proceeds from Notes	\$ -	\$ -	\$0	
LINE 2.04	Transfers In	\$ -	\$ -	\$0	
LINE 2.050	Advances In	\$ -	\$ -	\$0	#DIV/0!
LINE 2.060	Other Financing Sources	\$ -	\$ 9,327	\$9,327	#DIV/0!
LINE 2.070	TOTAL OTHER SOURCES	\$ -	\$ 9,327	\$9,327	#DIV/0!
<b>LINE 2.080</b>	<b>TOTAL REVENUES &amp; Sources</b>	<b>\$ 6,505,900</b>	<b>\$ 6,754,770</b>	<b>\$248,870</b>	<b>3.83%</b>
<b>EXPENSES</b>					
LINE 3.010	Salaries	\$ 1,995,000	\$ 1,832,721	\$162,279	8.13%
LINE 3.020	Retirement and Benefits	\$ 960,000	\$ 916,532	\$43,468	4.53%
LINE 3.030	Purchased Services	\$ 470,000	\$ 451,717	\$18,283	3.89%
LINE 3.040	Supplies and Materials	\$ 210,000	\$ 198,660	\$11,340	5.40%
LINE 3.050	Capital Outlay and Equipment	\$ 7,500	\$ 22,466	(\$14,966)	-199.55%
LINE 3.06	INTERGOVERNMENTAL	\$ -	\$ -	\$0	
LINE 4.020	DEBT SERVICE - Notes	\$ -	\$ -	\$0	
LINE 4.060	DEBT SERVICE - Interest charges	\$ -	\$ -	\$0	
LINE 4.300	Other Objects	\$ 110,000	\$ 116,182	(\$6,182)	-5.62%
LINE 4.500	TOTAL EXPENDITURES	\$ 3,752,500	\$ 3,538,278	\$214,222	5.71%
			\$ -		
LINE 5.00	TRANSFERS OUT	\$ -	\$ -	\$0	
LINE 5.02	ADVANCES OUT	\$ -	\$ -	\$0	
LINE 5.03	ALL OTHER USES	\$ -	\$ -	\$0	
LINE 5.040	TOTAL OTHER USES	\$ -	\$ -	\$0	
<b>LINE 5.050</b>	<b>TOTAL EXPENDITURES &amp; USES</b>	<b>\$ 3,752,500</b>	<b>\$ 3,538,278</b>	<b>\$214,222</b>	<b>5.71%</b>
		Estimate	Actual	Variance	
<b>LINE 6.010</b>	<b>REVENUES OVER EXPENSES</b>	<b>\$ 2,753,400</b>	<b>\$ 3,216,492</b>	<b>\$463,092</b>	
<b>LINE 7.020</b>	<b>ENDING CASH BALANCE</b>	<b>\$ 11,775,594</b>	<b>\$ 12,238,686</b>	<b>\$463,092</b>	
	Less Reserves	\$ (87,929)	\$ (87,929)	\$ -	
LINE 8.010	Less Outstanding Encumbrances	\$ (1,900,000)	\$ (2,214,586)	\$ (314,586)	16.56%
<b>LINE 15.010</b>	<b>Unreserved Fund Balance</b>	<b>\$ 9,787,665</b>	<b>\$ 9,936,171</b>	<b>\$148,506</b>	<b>1.52%</b>
		Estimate	Actual	Benchmark Yr. End	
	Salaries/Benefits as % of Revenue	45.4%	40.8%	80.1% or below	
	True Days Cash - Calendar Days on which can operate	162	174	90 or above optimal	

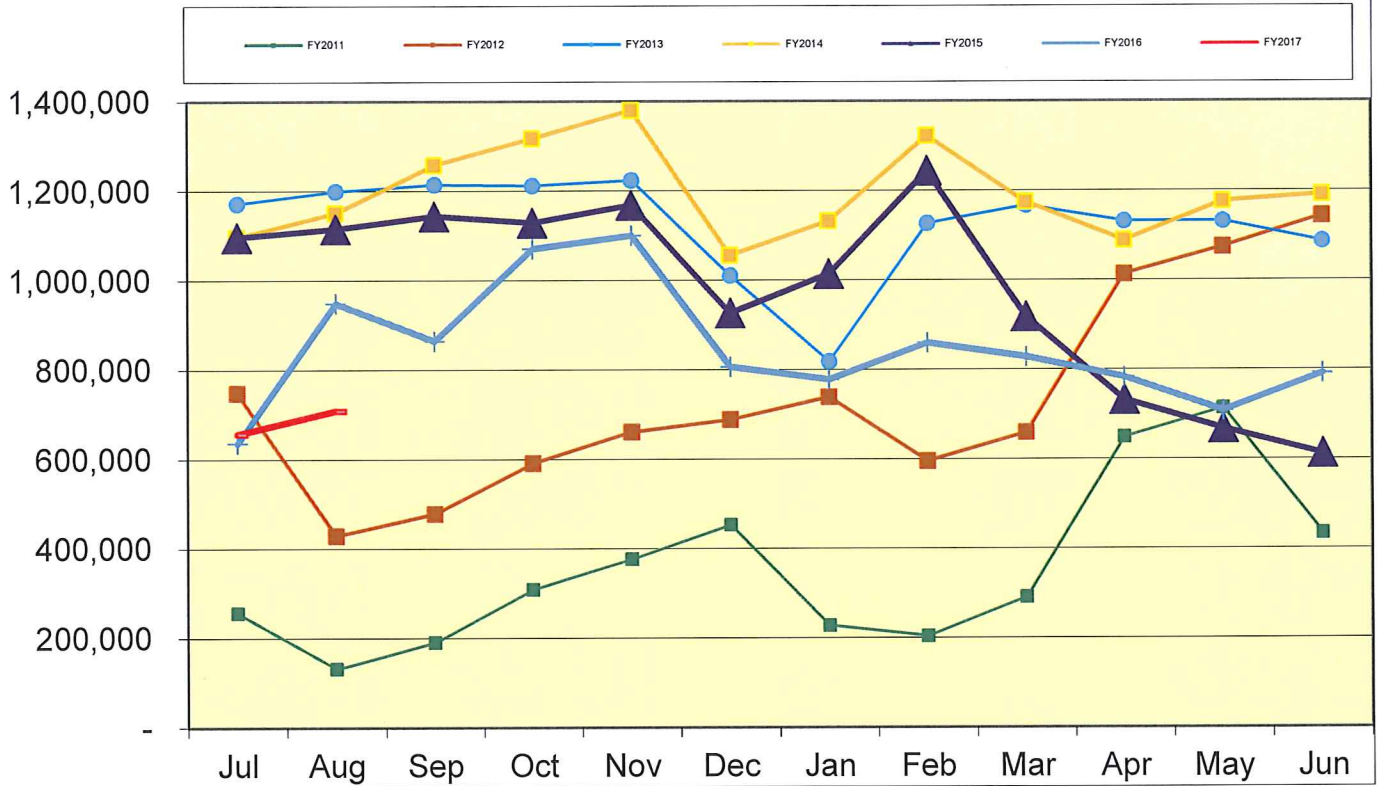
## Lexington Local Schools General Fund Cash Balance



### Lexington Local Schools Food Service Fund Cash Balance



### Lexington Local Schools Employee Benefits Fund Cash Balance



**Lexington Local Schools**

**Permanent Improvement Fund  
8/31/2016**

	Budgeted Amount	Actual Fiscal Year Expended	Current Encumbrances	Expenses / Encumbrances Over/Under Estimate	Remaining Estimated PI Project Costs
<b>Instruction and Administration</b>					
Algebra II Books (85)	\$ 10,543.08	\$ -	\$ 10,543.08	\$0.00	\$0.00
American History Books (60)	\$ 7,770.00	\$ -	\$ -	\$7,770.00	\$7,770.00
24 Walkie Talkies (all bldgs/transportation)	\$ 6,888.00	\$ 6,888.00	\$ -	\$0.00	\$0.00
Eastern Go Math	\$ 2,745.25	\$ 2,745.25	\$ -	\$0.00	\$0.00
PK-3 Educational Kits (Western)	\$ 2,135.00	\$ 1,945.00	\$ -	\$190.00	\$0.00
Biology Textbooks (17)	\$ 1,757.35	\$ 1,838.04	\$ -	(\$80.69)	\$0.00
Western Laminator	\$ 1,895.00	\$ 1,895.00	\$ -	\$0.00	\$0.00
Keyboards for HS/Eastern Choir Rooms	\$ 3,579.50	\$ -	\$ 3,579.50	\$0.00	\$0.00
Eastern Replacement Slide	\$ 4,010.00	\$ 4,010.00	\$ -	\$0.00	\$0.00
Central Student Chairs (20)	\$ 556.60	\$ -	\$ 550.40	\$6.20	\$6.20
Western 2nd Grade Resource Books	\$ 486.47	\$ 577.00	\$ -	(\$90.53)	\$0.00
JH PE Equipment	\$ 596.56	\$ 596.55	\$ -	\$0.01	\$0.00
HS Business Text/Software	\$ 3,286.53	\$ 3,286.53	\$ -	\$0.00	\$0.00
Eastern Tables (5)	\$ 1,580.35	\$ 1,580.35	\$ -	\$0.00	\$0.00
Western Music Curriculum	\$ 5,170.00	\$ 4,970.00	\$ -	\$200.00	\$200.00
Western 4-Drawer File	\$ 800.00	\$ -	\$ 799.98	\$0.02	\$0.02
Central Music	\$ 561.08	\$ 561.02	\$ -	\$0.06	\$0.00
Western PK Chairs/Equipment	\$ 2,887.12	\$ 120.00	\$ 2,767.12	\$0.00	\$0.00
Western Kindergarten Literacy Curriculum	\$ 2,659.60	\$ -	\$ 2,659.60	\$0.00	\$0.00
Central Kindergarten Literacy Curriculum	\$ 4,632.50	\$ -	\$ 4,632.50	\$0.00	\$0.00
<b>Maintenance</b>					
Western Pick-Up Area Awnings	\$ 3,000.00	\$ 1,340.00	\$ -	\$1,660.00	\$1,660.00
Maintenance Truck	\$ 39,000.00	\$ -	\$ 38,530.15	\$469.85	\$469.85
Eastern Chiller Project	\$ 100,000.00	\$ 20,950.80	\$ 79,049.20	\$0.00	\$0.00
Eastern Roof Project	\$ 97,681.00	\$ 92,796.95	\$ 4,884.05	\$0.00	\$0.00
JH Cafeteria Chair Lift	\$ 16,000.00	\$ 16,000.00	\$ -	\$0.00	\$0.00
JH Wheelchair Ramps	\$ 11,818.57	\$ -	\$ 11,818.57	\$0.00	\$0.00
<b>Transportation</b>					
New buses	\$ 190,000.00	\$ 189,036.00	\$ -	\$964.00	\$0.00
<b>Technology</b>					
Computers, servers, tech equip., etc.	\$ 150,000.00	\$ 92,891.90	\$ 15,593.74	\$41,514.36	\$41,514.36
<b>Athletics and Student Activities</b>					
3 Scoreboards	\$ 17,100.00	\$ 17,100.00	\$ -	\$0.00	\$0.00
Track Equipment	\$ 1,750.00	\$ -	\$ 1,750.00	\$0.00	\$0.00
Marching Band Equipment	\$ 2,192.15	\$ -	\$ 2,192.15	\$0.00	\$0.00
Football Press Box Windows Replacement	\$ 4,272.00	\$ -	\$ 4,272.00	\$0.00	\$0.00
<b>Fees</b>					
Tax Collection Fees	\$ 14,500.00	\$ 5,156.47	\$ -	\$9,343.53	\$9,343.53
<b>Totals</b>					
	\$ 711,853.71	\$ 466,284.86	\$ 183,622.04	\$61,946.81	\$60,963.96
<b>Total Budgeted</b>	<b>\$ 711,853.71</b>				
Actual Cash Balance 7/1/16	\$ 117,720.48				
Revenues FY17 - Taxes from levy	\$ 266,031.87				
Expenditures FY17	\$ (466,284.86)				
Current Cash Balance	(\$82,532.51)				
Current Encumbrances	\$ (183,622.04)				
Available Balance	(\$266,154.55)				
Remaining Estimated Revenues FY17 - Taxes from levy	\$ 408,968.13				
Less: Remaining Estimated PI Project Costs	(\$60,963.96)				
6/30/17 Estimated Carryover	\$ 81,849.62				

Lexington Local Schools

Food Service Fund 2016-17 vs. 2015-2016 vs. 2014-2015

							Beginning Balance 7/1/16	\$ 2,553
<b>2016-2017 Through 8/31/16</b>								
<i>Revenues</i>	District-Wide	High School	Junior High	Eastern	Central	Western		<b>Total</b>
Student Type A, Ezipay, Misc	\$ -	\$ 8,764	\$ 3,338	\$ 4,472	\$ 3,735	\$ 4,341		\$ 24,650
Student Break, Milk & A La Carte	\$ -	\$ 2,106	\$ 520	\$ 114	\$ 160	\$ 53		\$ 2,953
Adult & Misc revenues	\$ -	\$ 150	\$ 31	\$ 33	\$ 30	\$ 10		\$ 254
State Reimb	\$ -	\$ -	\$ -	\$ -	\$ -	\$ -		\$ -
Federal Reimb	\$ -	\$ -	\$ -	\$ -	\$ -	\$ -		\$ -
<b>Total Revenues</b>	<b>\$ -</b>	<b>\$ 11,020</b>	<b>\$ 3,889</b>	<b>\$ 4,619</b>	<b>\$ 3,925</b>	<b>\$ 4,404</b>		<b>\$ 27,857</b>
<i>Expenses</i>								
Wages	\$ 7,830	\$ 16,164	\$ 9,948	\$ 6,970	\$ 5,165	\$ 5,317		\$ 51,394
Severance	\$ -	\$ -	\$ -	\$ -	\$ -	\$ -		\$ -
Retirement	\$ 1,847	\$ 8,912	\$ 2,470	\$ 4,813	\$ 2,074	\$ 1,330		\$ 21,446
Medical	\$ 3,885	\$ 7,023	\$ 4,978	\$ 4,682	\$ -	\$ -		\$ 20,568
Life, Dent, MC, WC	\$ 211	\$ 511	\$ 361	\$ 226	\$ 84	\$ 73		\$ 1,466
Purch Serv, Repairs, Phone, Posta	\$ 918	\$ 1,631	\$ 456	\$ 416	\$ 416	\$ 416		\$ 4,253
Supplies	\$ 113	\$ -	\$ -	\$ -	\$ -	\$ -		\$ 113
Food Costs	\$ 66	\$ -	\$ -	\$ -	\$ -	\$ -		\$ 66
Equipment	\$ -	\$ -	\$ -	\$ -	\$ -	\$ -		\$ -
Other Costs	\$ -	\$ -	\$ -	\$ -	\$ -	\$ -		\$ -
<b>Total Expenses</b>	<b>\$ 14,870</b>	<b>\$ 34,241</b>	<b>\$ 18,213</b>	<b>\$ 17,107</b>	<b>\$ 7,739</b>	<b>\$ 7,136</b>		<b>\$ 99,306</b>
<b>Net Gain (Loss)</b>	<b>\$ (14,870)</b>	<b>\$ (23,221)</b>	<b>\$ (14,324)</b>	<b>\$ (12,488)</b>	<b>\$ (3,814)</b>	<b>\$ (2,732)</b>		<b>\$ (71,449)</b>
							<b>Ending Cash Balance 8/31/16</b>	<b>\$ (68,896)</b>

							Beginning Balance 7/1/15	\$ 3,707
<b>2015-2016 Through 8/31/15</b>								
<i>Revenues</i>	District-Wide	High School	Junior High	Eastern	Central	Western		<b>Total</b>
Student Type A, Ezipay, Misc	\$ -	\$ 10,518	\$ 3,025	\$ 3,845	\$ 2,389	\$ 2,859		\$ 22,636
Student Break, Milk & A La Carte	\$ -	\$ 1,381	\$ 294	\$ 148	\$ 107	\$ 58		\$ 1,988
Adult & Misc revenues	\$ -	\$ 64	\$ 55	\$ 36	\$ 2	\$ 7		\$ 164
State Reimb	\$ -	\$ -	\$ -	\$ -	\$ -	\$ -		\$ -
Federal Reimb	\$ -	\$ -	\$ -	\$ -	\$ -	\$ -		\$ -
<b>Total Revenues</b>	<b>\$ -</b>	<b>\$ 11,963</b>	<b>\$ 3,374</b>	<b>\$ 4,029</b>	<b>\$ 2,498</b>	<b>\$ 2,924</b>		<b>\$ 24,788</b>
<i>Expenses</i>								
Wages	\$ 7,571	\$ 15,691	\$ 9,640	\$ 6,886	\$ 5,050	\$ 5,116		\$ 49,954
Severance	\$ -	\$ -	\$ -	\$ -	\$ -	\$ -		\$ -
Retirement	\$ 1,800	\$ 2,197	\$ 1,350	\$ 964	\$ 707	\$ 716		\$ 7,734
Medical	\$ 3,627	\$ 6,557	\$ 4,647	\$ 4,371	\$ -	\$ -		\$ 19,202
Life, Dent, MC, WC	\$ 208	\$ 511	\$ 358	\$ 228	\$ 82	\$ 71		\$ 1,458
Purch Serv, Repairs, Phone, Posta	\$ 965	\$ 869	\$ 456	\$ 416	\$ 416	\$ 416		\$ 3,538
Supplies	\$ 387	\$ -	\$ -	\$ -	\$ -	\$ -		\$ 387
Food Costs	\$ -	\$ -	\$ -	\$ -	\$ -	\$ -		\$ -
Equipment	\$ -	\$ -	\$ -	\$ -	\$ -	\$ -		\$ -
Other Costs	\$ -	\$ -	\$ -	\$ -	\$ -	\$ -		\$ -
<b>Total Expenses</b>	<b>\$ 14,558</b>	<b>\$ 25,825</b>	<b>\$ 16,451</b>	<b>\$ 12,865</b>	<b>\$ 6,255</b>	<b>\$ 6,319</b>		<b>\$ 82,273</b>
<b>Net Gain (Loss)</b>	<b>\$ (14,558)</b>	<b>\$ (13,862)</b>	<b>\$ (13,077)</b>	<b>\$ (8,836)</b>	<b>\$ (3,757)</b>	<b>\$ (3,395)</b>		<b>\$ (57,485)</b>
							<b>Ending Cash Balance 8/31/15</b>	<b>\$ (53,778)</b>

							Beginning Balance 7/1/14	\$ 842
<b>2014-2015 Through 8/31/14</b>								
<i>Revenues</i>	District-Wide	High School	Junior High	Eastern	Central	Western		<b>Total</b>
Student Type A, Ezipay, Misc	\$ -	\$ 11,209	\$ 4,796	\$ 5,751	\$ 3,467	\$ 2,901		\$ 28,124
Student Break, Milk & A La Carte	\$ -	\$ 2,029	\$ 457	\$ 74	\$ 50	\$ 50		\$ 2,660
Adult & Misc revenues	\$ -	\$ 74	\$ 51	\$ 27	\$ 8	\$ -		\$ 160
State Reimb	\$ -	\$ -	\$ -	\$ -	\$ -	\$ -		\$ -
Federal Reimb	\$ -	\$ -	\$ -	\$ -	\$ -	\$ -		\$ -
<b>Total Revenues</b>	<b>\$ -</b>	<b>\$ 13,312</b>	<b>\$ 5,304</b>	<b>\$ 5,852</b>	<b>\$ 3,525</b>	<b>\$ 2,951</b>		<b>\$ 30,944</b>
Excludes \$120,500 transfer.								
<i>Expenses</i>								
Wages	\$ 7,423	\$ 20,199	\$ 10,222	\$ 9,613	\$ 1,766	\$ 7,852		\$ 57,075
Severance	\$ -	\$ -	\$ -	\$ -	\$ -	\$ -		\$ -
Retirement	\$ 2,240	\$ 4,168	\$ 2,109	\$ 1,984	\$ 364	\$ 1,619		\$ 12,484
Medical	\$ 3,532	\$ 8,513	\$ 3,106	\$ 4,257	\$ 2,128	\$ 2,128		\$ 23,664
Life, Dent, MC, WC	\$ 195	\$ 575	\$ 317	\$ 269	\$ 83	\$ 166		\$ 1,605
Purch Serv, Repairs, Phone, Posta	\$ 660	\$ 869	\$ 643	\$ 416	\$ 416	\$ 416		\$ 3,420
Supplies	\$ -	\$ -	\$ -	\$ -	\$ -	\$ -		\$ -
Food Costs	\$ -	\$ -	\$ -	\$ -	\$ -	\$ -		\$ -
Equipment	\$ -	\$ -	\$ -	\$ -	\$ -	\$ -		\$ -
Other Costs	\$ -	\$ -	\$ -	\$ -	\$ -	\$ -		\$ -
<b>Total Expenses</b>	<b>\$ 14,050</b>	<b>\$ 34,324</b>	<b>\$ 16,397</b>	<b>\$ 16,539</b>	<b>\$ 4,757</b>	<b>\$ 12,181</b>		<b>\$ 98,248</b>
<b>Net Gain (Loss)</b>	<b>\$ (14,050)</b>	<b>\$ (21,012)</b>	<b>\$ (11,093)</b>	<b>\$ (10,687)</b>	<b>\$ (1,232)</b>	<b>\$ (9,230)</b>		<b>\$ (67,304)</b>
							<b>Ending Cash Balance 8/31/14</b>	<b>\$ (66,462)</b>

Check#	Check Date	Org Sta	Vendor Paid	Check Amount	Status Date
077001	08/01/2016	W/R	CARDINAL BUS SALES & SERVICE	189,036.00	08/03/2016
077003	08/03/2016	W/R	AIRGAS USA, LLC	42.93	08/10/2016
077004	08/03/2016	W/R	SHELDON, AMANDA	270.00	08/09/2016
077005	08/03/2016	W/R	AMERICAN ELECTRIC POWER	18,333.90	08/09/2016
077006	08/03/2016	W/R	APPLE INC.	2,874.00	08/08/2016
077007	08/03/2016	W/R	BAKER VEHICLE SYSTEMS, INC.	472.17	08/09/2016
077008	08/03/2016	W/R	BRAIN POP	1,074.06	08/10/2016
077009	08/03/2016	W/R	BRIDGEWAY ACADEMY	4,200.00	08/11/2016
077010	08/03/2016	W/R	CenturyLink	1,334.43	08/16/2016
077011	08/03/2016	W/R	ANTHONY, CHRISTY	25.00	08/09/2016
077012	08/03/2016	W/R	COWLES, CINDY	1,527.46	08/18/2016
077013	08/03/2016	W/R	CLEARWATER SYSTEMS	29.90	08/09/2016
077014	08/03/2016	W/R	COMMERCIAL PARTS & SERVICE	217.67	08/09/2016
077015	08/03/2016	W/R	CONTINENTAL PRESS INC.	329.50	08/10/2016
077016	08/03/2016	W/R	CUMMINS BRIDGEWAY, LLC	393.75	08/11/2016
077017	08/03/2016	W/R	CURRICULUM ASSOCIATES, INC.	276.02	08/09/2016
077018	08/03/2016	W/R	PATRICK, DANNY	80.00	08/09/2016
077019	08/03/2016	W/R	DEMCO, INC.	46.80	08/12/2016
077020	08/03/2016	W/R	DJ'S CABINET SHOP	800.00	08/10/2016
077021	08/03/2016	W/R	BUTTIL, ELIZABETH	80.00	08/15/2016
077022	08/03/2016	W/R	FAMOUS ENTERPRISES, INC.	12.53	08/09/2016
077023	08/03/2016	W/R	FOCUS CURRICULUM	1,775.00	08/16/2016
077024	08/03/2016	W/R	G & L SUPPLY CO.	1,718.01	08/12/2016
077025	08/03/2016	W/R	GRAINGER	36.36	08/09/2016
077026	08/03/2016	W/R	RIVERSIDE PUBLISHING	480.99	08/09/2016
077027	08/03/2016	W/R	OHIO SCHOOL PLAN	60,915.00	08/09/2016
077028	08/03/2016	W/R	IRRIGATION SUPPLY OF COLUMBUS	318.50	08/11/2016
077029	08/03/2016	W/R	ITSavvy	3,750.00	08/11/2016
077030	08/03/2016	W/R	J & B ACCOUSTICAL	526.49	08/08/2016
077031	08/03/2016	W/R	JOURNEY CHURCH INC	120.00	08/15/2016
077032	08/03/2016	W/R	PATNODE, KARLEY	115.00	08/15/2016
077033	08/03/2016	W/R	KELL ACE HARDWARE	95.69	08/12/2016
077034	08/03/2016	W/R	LAKESHORE LEARNING MATERIALS	490.91	08/09/2016
077035	08/03/2016	W/R	LOWE'S HOME CENTER	961.76	08/11/2016
077036	08/03/2016	W/R	MATT'S INSTALLATIONS & SERVICE	6,300.00	08/10/2016
077037	08/03/2016	W/R	MCGRAW-HILL EDUCATION GROUP	226.05	08/12/2016
077038	08/03/2016	W/V	MENARDS	958.25	08/19/2016
077039	08/03/2016	W/R	MID-OHIO ED. SERVICE CENTER	4,373.30	08/08/2016
077040	08/03/2016	W/R	ACORN DISTRIBUTORS, INC.	49.50	08/10/2016
077041	08/03/2016	W/R	NCOCC	63,670.80	08/15/2016
077042	08/03/2016	W/R	CANNON, PATRICK	300.00	08/12/2016
077043	08/03/2016	W/R	PLAYWORLD MIDSTATES	4,010.00	08/17/2016
077044	08/03/2016	W/R	REALLY GOOD STUFF	154.95	08/11/2016
077045	08/03/2016	W/R	SCHOOL HEALTH CORP.	177.56	08/10/2016
077046	08/03/2016	W/R	SCHOOL SPECIALTY INC.	528.89	08/09/2016
077047	08/03/2016	W/R	SHERWIN-WILLIAMS	141.26	08/16/2016
077048	08/03/2016	W/R	SIESEL DISTRIBUTING, LLC	1,017.88	08/10/2016
077049	08/03/2016	W/R	THE OHIO FLOOR COMPANY	75.00	08/09/2016
077050	08/03/2016	W/R	THE CENTER FOR INDIVIDUAL &	286.00	08/17/2016
077051	08/03/2016	W/R	TREASURER, STATE OF OHIO	218.25	08/19/2016
077052	08/03/2016	W/R	VILLAGE OF LEXINGTON	3,963.79	08/10/2016
077053	08/03/2016	W/R	WOLFF BROS. SUPPLY, INC.	966.12	08/09/2016

Check#	Check Date	Org Sta	Vendor Paid	Check Amount	Status Date
077054	08/03/2016	W/R	WORNER ROOFING COMPANY	9,347.00	08/08/2016
077055	08/03/2016	W/R	Y NOT CYCLING & FITNESS	37.11	08/16/2016
077056	08/05/2016	W/R	POST MASTER	940.00	08/09/2016
077057	08/08/2016	W/R	ALVAH M. SQUIBB CO., INC.	88.02	08/15/2016
077058	08/08/2016	W/R	CHARLES RITTER CO.	1,368.50	08/11/2016
077059	08/08/2016	W/R	CLEARWATER SYSTEMS	119.60	08/11/2016
077060	08/08/2016	W/R	FOLLETT SCHOOL SOLUTIONS, INC	936.00	08/11/2016
077061	08/08/2016	W/R	HEALTHCARE BILLING SERVICES	146.94	08/12/2016
077062	08/08/2016	W/R	RIVERSIDE PUBLISHING	1,656.34	08/11/2016
077063	08/08/2016	W/R	HURSH DRUG, INC.	46.25	08/12/2016
077064	08/08/2016	W/R	LAKESHORE LEARNING MATERIALS	235.72	08/12/2016
077065	08/08/2016	W/R	NASP, INC	203.00	08/18/2016
077066	08/08/2016	W/R	NCOCC	122.60	08/15/2016
077067	08/08/2016	W/R	QUENCH	38.00	08/16/2016
077068	08/08/2016	W/R	REALLY GOOD STUFF	408.64	08/12/2016
077069	08/08/2016	W/R	ROCHESTER 100 INC.	375.00	08/15/2016
077070	08/08/2016	W/R	SCHOOL DATE BOOKS	171.30	08/12/2016
077071	08/08/2016	W/R	SCHOOL SPECIALTY INC.	581.00	08/11/2016
077072	08/08/2016	W/W	OSU KEEP BOOKS	880.00	
077073	08/08/2016	W/R	TOLEDO P.E. SUPPLY	494.41	08/15/2016
077074	08/08/2016	W/R	TRIUMPH LEARNNG	6,587.04	08/15/2016
077075	08/08/2016	W/R	WILSON LANGUAGE TRAINING	972.00	08/15/2016
077076	08/08/2016	W/R	ZANER-BLOSER	1,306.91	08/12/2016
077078	08/08/2016	W/R	CHARTER CONTACT & SUPPLY LLC	109.05	08/12/2016
077079	08/09/2016	W/R	ESBER CASH REGISTER	2,236.50	08/26/2016
077080	08/09/2016	W/R	AMAZON.COM/ AMEX	270.37	08/16/2016
077081	08/09/2016	W/R	STUDIES WEEKLY INC.	752.68	08/19/2016
077082	08/09/2016	W/R	APPERSON	327.96	08/17/2016
077083	08/09/2016	W/R	AWARDSMITH	25.00	08/22/2016
077084	08/09/2016	W/R	CHARLES RITTER CO.	1,403.35	08/15/2016
077085	08/09/2016	W/R	CLEARWATER SYSTEMS	29.90	08/17/2016
077086	08/09/2016	W/R	COLUMBUS PRO PERCUSSION, INC.	803.90	08/16/2016
077087	08/09/2016	W/R	COOLE SCHOOL	2,122.30	08/17/2016
077088	08/09/2016	W/R	ESBER CASH REGISTER	872.10	08/26/2016
077089	08/09/2016	W/R	FLINN SCIENTIFIC, INC.	119.71	08/16/2016
077090	08/09/2016	W/R	GEYER'S MARKET'S, INC.	74.65	08/16/2016
077091	08/09/2016	W/R	HURSH DRUG, INC.	17.57	08/17/2016
077092	08/09/2016	W/R	ITsavvy	936.29	08/17/2016
077093	08/09/2016	W/R	BERRY, JENNIFER	110.84	08/17/2016
077094	08/09/2016	W/R	MOORE, JENNIFER	85.45	08/12/2016
077095	08/09/2016	W/R	MID-OHIO ED. SERVICE CENTER	1,250.36	08/15/2016
077096	08/09/2016	W/R	MINUTEMAN PRESS	2,581.67	08/15/2016
077097	08/09/2016	W/R	NOVA LUNA EDUC & CONSULTING	594.00	08/16/2016
077098	08/09/2016	W/R	OASSA	230.00	08/22/2016
077099	08/09/2016	W/W	OEDSA	200.00	
077100	08/09/2016	W/R	PEPPLE & WAGGONER, LTD.	638.00	08/17/2016
077101	08/09/2016	W/R	PRESTWICK HOUSE, INC.	153.78	08/16/2016
077102	08/09/2016	W/R	RADER ENVIRONMENTAL SERVICES	950.00	08/19/2016
077103	08/09/2016	W/R	STOOTS, ROBERT J	60.00	08/16/2016
077104	08/09/2016	W/R	ROCHESTER 100 INC.	679.00	08/17/2016
077105	08/09/2016	W/R	SCHOOL SPECIALTY INC.	148.95	08/17/2016
077106	08/09/2016	W/R	TIERNEY BROTHERS INC	1,305.00	08/16/2016



Check#	Check Date	Org Sta	Vendor Paid	Check Amount	Status Date
077107	08/09/2016	W/R	OHIO BUREAU OF CRIMINAL IDENT.	254.00	08/17/2016
077108	08/11/2016	B/V	SPELLMAN, ROBERT &SARA	100.00	08/24/2016
077109	08/12/2016	W/R	ADVANCED TURF SOLUTIONS	2,819.65	08/22/2016
077110	08/12/2016	W/R	ALVAH M. SQUIBB CO., INC.	103.84	08/19/2016
077111	08/12/2016	W/R	AMERICAN LEGACY PUBLISHING, INC	693.77	08/26/2016
077112	08/12/2016	W/R	AWARDSMITH	28.75	08/22/2016
077113	08/12/2016	W/W	PRESSEY, BELINDA	70.20	
077114	08/12/2016	W/R	CALLAHAN DOOR SALES	760.00	08/19/2016
077115	08/12/2016	W/R	CDI COMPUTERS DEALERS INC.	6,671.00	08/22/2016
077116	08/12/2016	W/R	CDW-G	332.56	08/19/2016
077117	08/12/2016	W/R	CENGAGE LEARNING	975.15	08/18/2016
077118	08/12/2016	W/R	CLASSROOM FRIENDLY SUPPLY	229.90	08/25/2016
077119	08/12/2016	W/R	COMMITTEE FOR CHILDREN	1,945.00	08/19/2016
077120	08/12/2016	W/R	CONTINENTAL PRESS INC.	147.62	08/19/2016
077121	08/12/2016	W/R	CURRICULUM ASSOCIATES, INC.	213.70	08/19/2016
077122	08/12/2016	W/R	LANTZ, DEBBIE	525.00	08/16/2016
077123	08/12/2016	W/R	EIFRID, DIANE	525.00	08/16/2016
077124	08/12/2016	W/R	GERMAN'S BUS SALES & SERVICE	1,309.61	08/31/2016
077125	08/12/2016	W/R	GOPHER SPORTS	596.55	08/23/2016
077126	08/12/2016	W/R	RIVERSIDE PUBLISHING	591.55	08/18/2016
077127	08/12/2016	W/W	WHITESEL, JASON	51.84	
077128	08/12/2016	W/R	GUY, KATHERINE	525.00	08/23/2016
077129	08/12/2016	W/W	KEEPBOOKS	660.00	
077130	08/12/2016	W/R	KURTZ BROTHERS	204.00	08/23/2016
077131	08/12/2016	W/R	LAKESHORE LEARNING MATERIALS	349.51	08/19/2016
077132	08/12/2016	W/R	LEARNING A-Z	1,699.50	08/22/2016
077133	08/12/2016	W/R	LEHR AWNING	4,697.00	08/25/2016
077134	08/12/2016	W/R	LOW TEMP REFRIGERATION INC.	761.22	08/19/2016
077135	08/12/2016	W/R	MINUTEMAN PRESS	322.28	08/18/2016
077136	08/12/2016	W/R	OHIO HEALTH CONSORTIUM, INC.	286.00	08/17/2016
077137	08/12/2016	W/R	REALLY GOOD STUFF	312.66	08/19/2016
077138	08/12/2016	W/R	ROCHESTER 100 INC.	450.00	08/22/2016
077139	08/12/2016	W/R	SADDLEBACK EDUCATIONAL PUB.	221.95	08/22/2016
077140	08/12/2016	W/R	SCHOOL SPECIALTY INC.	3,902.59	08/18/2016
077141	08/12/2016	W/R	CLAY, SILAS	44.75	08/29/2016
077142	08/12/2016	W/R	SunGraphics, Inc.	219.00	08/17/2016
077143	08/12/2016	W/R	TEACHER DIRECT	77.38	08/19/2016
077144	08/12/2016	W/R	TREASURE BAY PUBLISHERS	1,102.90	08/26/2016
077145	08/12/2016	W/R	UPSTART	33.40	08/19/2016
077146	08/12/2016	W/R	WEST MUSIC	4,970.00	08/19/2016
077147	08/12/2016	W/R	WILSON LANGUAGE TRAINING	2,384.64	08/22/2016
077148	08/17/2016	W/R	SHELDON, AMANDA	285.00	08/24/2016
077149	08/17/2016	W/R	AWARDSMITH	468.50	08/29/2016
077150	08/17/2016	W/R	KEHRLE, BELINDA	26.63	08/24/2016
077151	08/17/2016	W/R	CDW-G	250.65	08/22/2016
077152	08/17/2016	W/R	COLUMBIA GAS OF OHIO	534.99	08/23/2016
077153	08/17/2016	W/R	LANTZ, DEBBIE	177.46	08/25/2016
077154	08/17/2016	W/R	BENSON, DENISE	962.05	08/24/2016
077155	08/17/2016	W/R	BUTTIL, ELIZABETH	150.00	08/26/2016
077156	08/17/2016	W/R	HCC LIFE INSURANCE CO	26,351.97	08/22/2016
077157	08/17/2016	W/R	HOLLY'S BOOK RACK	225.00	08/22/2016
077158	08/17/2016	W/R	HURSH DRUG, INC.	25.45	08/24/2016

Check#	Check Date	Org Sta	Vendor Paid	Check Amount	Status Date
077159	08/17/2016	W/R	ITsavvy	983.00	08/24/2016
077160	08/17/2016	W/R	SWETLIC, JANICE	85.00	08/23/2016
077161	08/17/2016	W/R	LAKESWOOD RACQUET CLUB	500.00	08/29/2016
077162	08/17/2016	W/R	LEARNING A-Z	2,858.20	08/25/2016
077163	08/17/2016	W/R	MARCO PHOTO	468.00	08/22/2016
077164	08/17/2016	W/R	MATT'S INSTALLATIONS & SERVICE	4,500.00	08/25/2016
077165	08/17/2016	W/R	META SOLUTIONS	1,016.40	08/23/2016
077166	08/17/2016	W/R	MID-OHIO ED. SERVICE CENTER	2,701.69	08/22/2016
077167	08/17/2016	W/R	NCOSSCA	250.00	08/25/2016
077168	08/17/2016	W/W	NWOIAAA	100.00	
077169	08/17/2016	W/R	OHSVCA	30.00	08/30/2016
077170	08/17/2016	W/R	PEARSON EDUCATION	266.24	08/24/2016
077171	08/17/2016	W/R	PEBBLE CREEK GOLF CLUB	6,000.00	08/23/2016
077172	08/17/2016	W/R	PERRYSBURG SCHOOLS	200.00	08/24/2016
077173	08/17/2016	W/R	PIRATE SCREEN PRINTING	600.00	08/23/2016
077174	08/17/2016	W/R	RC THERAPY SERVICES, INC.	1,394.00	08/29/2016
077175	08/17/2016	W/R	RICHLAND CO. JUVENILE COURT	692.12	08/25/2016
077176	08/17/2016	W/R	RIDDELL	4,386.00	08/23/2016
077177	08/17/2016	W/R	SCHOOL HEALTH CORP.	845.30	08/24/2016
077178	08/17/2016	W/R	SCHOOL SPECIALTY INC.	579.62	08/23/2016
077179	08/17/2016	W/R	SPORTS IMPORTS	27.00	08/29/2016
077180	08/17/2016	W/R	STERLING PAPER	23,575.50	08/29/2016
077181	08/17/2016	W/R	DUFFEY, THERESA	65.39	08/26/2016
077182	08/17/2016	W/W	TIFFIN COLUMBIAN HIGH SCHOOL	280.00	
077183	08/17/2016	W/R	TREND FOR KIDS	23.89	08/24/2016
077184	08/17/2016	W/W	WESTBROOK COUNTRY CLUB	1,555.00	
077185	08/18/2016	W/R	ADVANCED TURF SOLUTIONS	1,002.90	08/23/2016
077186	08/18/2016	W/R	CDI COMPUTERS DEALERS INC.	608.00	08/25/2016
077187	08/18/2016	W/R	CDW-G	738.01	08/23/2016
077188	08/18/2016	W/R	COLES ENERGY, INC.	813.75	08/23/2016
077189	08/18/2016	W/R	COMMERCIAL PARTS & SERVICE	130.35	08/24/2016
077190	08/18/2016	W/R	CULLIGAN QUALITY WATER	37.00	08/24/2016
077191	08/18/2016	W/R	FAST EDDIES	342.25	08/22/2016
077192	08/18/2016	W/R	FURBAY/MANSFIELD ELECTRIC	614.85	08/23/2016
077193	08/18/2016	W/R	G & L SUPPLY CO.	294.84	08/24/2016
077194	08/18/2016	W/R	ITsavvy	2,152.00	08/24/2016
077195	08/18/2016	W/R	J & B ACCOUSTICAL	476.47	08/22/2016
077196	08/18/2016	W/R	PORT-A-POT	988.00	08/26/2016
077197	08/18/2016	W/R	LEXINGTON CONCRETE &	188.15	08/23/2016
077198	08/18/2016	W/R	MANSFIELD AUTO PARTS	74.58	08/25/2016
077199	08/18/2016	W/W	MENARDS	149.98	
077200	08/18/2016	W/R	METROPOLITAN EDUCATIONAL	1,005.82	08/25/2016
077201	08/18/2016	W/R	NATIONAL SALT DISTRIBUTORS	5,419.84	08/24/2016
077202	08/18/2016	W/W	POST MASTER	235.00	
077203	08/18/2016	W/R	PPG PITTSBURG PAINTS	384.00	08/23/2016
077204	08/18/2016	W/R	REALLY GOOD STUFF	70.63	08/24/2016
077205	08/18/2016	W/R	RUMPKE	431.19	08/29/2016
077206	08/18/2016	W/R	SCHMIDT SECURITY	2,249.50	08/23/2016
077207	08/18/2016	W/R	SCHOOL EMPLOYEES RETIREMENT	5,598.05	08/24/2016
077208	08/18/2016	W/R	PAPCUN, SHARON	29.20	08/25/2016
077209	08/18/2016	W/R	SHERWIN-WILLIAMS	152.50	08/29/2016
077210	08/18/2016	W/R	SUNBELT RENTALS	1,064.78	08/24/2016

Check#	Check Date	Org Sta	Vendor Paid	Check Amount	Status Date
077211	08/18/2016	W/R	TREASURER, STATE OF OHIO	150.00	08/31/2016
077212	08/18/2016	W/R	UNITED ART & EDUCATION	30.00	08/23/2016
077213	08/18/2016	W/R	WOLFF BROS. SUPPLY, INC.	157.67	08/24/2016
077214	08/18/2016	W/R	WORNER ROOFING COMPANY	365.00	08/24/2016
077215	08/19/2016	W/R	POST MASTER	235.00	08/24/2016
077216	08/22/2016	W/R	APPERSON	833.39	08/26/2016
077217	08/22/2016	W/R	AWARDSMITH	54.25	08/29/2016
077218	08/22/2016	W/R	BARNES & NOBLE	1,030.80	08/26/2016
077219	08/22/2016	W/R	SIRINGER, BRITTANY	635.00	08/26/2016
077220	08/22/2016	W/R	CAFE ON MAIN	2,760.00	08/23/2016
077221	08/22/2016	W/R	CAROLINA BIOLOGICAL SUPPLY CO.	109.04	08/26/2016
077222	08/22/2016	W/R	CBIZ BENEFITS & INSURANCE	2,750.00	08/25/2016
077223	08/22/2016	W/R	DISCOUNT MAGAZINE	71.83	08/29/2016
077224	08/22/2016	W/W	EDVOTEK	94.95	
077225	08/22/2016	W/R	FLINN SCIENTIFIC, INC.	835.24	08/26/2016
077226	08/22/2016	W/R	HOUGHTON MIFFLIN HARCOURT	11,471.21	08/26/2016
077227	08/22/2016	W/R	JOHN R. GREEN COMPANY	126.89	08/26/2016
077228	08/22/2016	W/R	KAPCO	60.39	08/26/2016
077229	08/22/2016	W/R	LAKESHORE LEARNING MATERIALS	614.40	08/26/2016
077230	08/22/2016	W/R	MED-EL CORPORATION	309.00	08/26/2016
077231	08/22/2016	W/R	MID-OHIO ED. SERVICE CENTER	361.25	08/24/2016
077232	08/22/2016	W/R	OLENTANGY	150.00	08/29/2016
077233	08/22/2016	W/W	PHOTORAMA	135.00	
077234	08/22/2016	W/W	PRUFROCK PRESS	89.75	
077235	08/22/2016	W/R	SCHOOL HEALTH CORP.	237.98	08/26/2016
077236	08/22/2016	W/R	SCHOOL SUFFITERS.COM	412.29	08/30/2016
077237	08/22/2016	W/R	SCHOOL SPECIALTY INC.	3,347.03	08/26/2016
077238	08/22/2016	W/R	HF GROUP - OHIO	446.29	08/25/2016
077239	08/22/2016	W/R	THE LIBRARY STORE	128.36	08/26/2016
077240	08/22/2016	W/W	TREASURER, STATE OF OHIO	426.00	
077241	08/22/2016	W/R	U.S. SCHOOL SUPPLY, INC	308.85	08/30/2016
077242	08/22/2016	W/R	USI, INC.	193.55	08/26/2016
077243	08/22/2016	W/R	POST MASTER	470.00	08/24/2016
077244	08/23/2016	W/R	AMERICAN ELECTRIC POWER	18,528.00	08/29/2016
077245	08/23/2016	W/R	APPLE INC.	1,916.00	08/30/2016
077246	08/23/2016	W/R	B&H FOTO & ELECTRONICS CORP	99.99	08/30/2016
077247	08/23/2016	W/R	BARNES & NOBLE	577.00	08/31/2016
077248	08/23/2016	W/W	BIO CORPORATION	349.87	
077249	08/23/2016	W/R	CDW-G	871.18	08/29/2016
077250	08/23/2016	W/R	COLE-PARMER	256.68	08/30/2016
077251	08/23/2016	W/R	CYNMAR CORPORATION	341.82	08/30/2016
077252	08/23/2016	W/R	BENSON, DENISE	25.00	08/29/2016
077253	08/23/2016	W/R	DIRECT ENERGY BUSINESS MARKETI	70.37	08/31/2016
077254	08/23/2016	W/R	FLINN SCIENTIFIC, INC.	4,986.53	08/30/2016
077255	08/23/2016	W/R	FOLLETT SCHOOL SOLUTIONS, INC	2,887.50	08/30/2016
077256	08/23/2016	W/R	FREY SCIENTIFIC	1,682.91	08/30/2016
077257	08/23/2016	W/R	GENERAL BINDING CORPORATION	469.50	08/30/2016
077258	08/23/2016	W/W	GERMAN'S BUS SALES & SERVICE	5,617.40	
077259	08/23/2016	W/R	MEYER, JEFF	525.00	08/30/2016
077260	08/23/2016	W/R	MANSFIELD AUTO PARTS	2,338.88	08/31/2016
077261	08/23/2016	W/R	MARCO PHOTO	187.00	08/26/2016
077262	08/23/2016	W/W	MEDCENTRAL PEDIATRIC THERAPY	6,520.00	

Check#	Check Date	Org Sta	Vendor Paid	Check Amount	Status Date
077263	08/23/2016	W/R	HASSMANN, MELISSA	550.00	08/25/2016
077264	08/23/2016	W/W	MENARDS	267.73	
077265	08/23/2016	W/R	MID-OHIO ED. SERVICE CENTER	450.00	08/26/2016
077266	08/23/2016	W/W	NORTHWEST REGIONAL SYSTEMS	2,588.10	
077267	08/23/2016	W/R	OHIO SCHOOL BD. ASSOC.	160.00	08/29/2016
077268	08/23/2016	W/R	ORTON GILLINGHAM	176.47	08/30/2016
077269	08/23/2016	W/R	RENHILL GROUP, INC.	223.41	08/29/2016
077270	08/23/2016	W/R	RICHLAND CO. HEALTH DEPT	348.00	08/30/2016
077271	08/23/2016	W/R	SARGENT WELCH	260.41	08/29/2016
077272	08/23/2016	W/R	SCHOOL SPECIALTY INC.	121.02	08/30/2016
077273	08/23/2016	W/W	SPA ASSOCIATES	42.50	
077274	08/23/2016	W/R	VERIZON WIRELESS	540.72	08/30/2016
077275	08/23/2016	W/R	VERNIER SOFTWARE & TECHNOLOGY	68.00	08/31/2016
077276	08/23/2016	W/R	WAL-MART DISCOUNT CITIES	1,281.34	08/30/2016
077277	08/23/2016	W/W	WEST MUSIC	561.02	
077278	08/24/2016	B/R	BATES-SPELLMAN, SARA	100.00	08/29/2016
077279	08/24/2016	B/R	RIGGLEMAN, MELANIE	900.00	08/30/2016
077280	08/26/2016	W/W	GENERAL BINDING CORPORATION	1,895.00	
077281	08/26/2016	W/W	ADVANCED TURF SOLUTIONS	2,657.70	
077282	08/26/2016	W/W	SHELDON, AMANDA	225.00	
077283	08/26/2016	W/W	ARMSTRONG TOOL & SUPPLY	3,592.40	
077284	08/26/2016	W/W	BARNES & NOBLE	739.20	
077285	08/26/2016	W/W	BIO CORPORATION	1,021.13	
077286	08/26/2016	W/W	BOOKPAL SALES	1,305.62	
077287	08/26/2016	W/W	CAMCON CHEMICAL	474.49	
077288	08/26/2016	W/W	CARDINAL RENTAL & SALES, LTD	44.99	
077289	08/26/2016	W/W	CDI COMPUTERS DEALERS INC.	11,740.00	
077290	08/26/2016	W/W	CDW-G	896.23	
077291	08/26/2016	W/W	CenturyLink	1,328.63	
077292	08/26/2016	W/W	COLES ENERGY, INC.	441.56	
077293	08/26/2016	W/W	COLUMBUS SCHOOL FOR GIRLS	150.00	
077294	08/26/2016	W/W	KELL, CRYSTAL	26.97	
077295	08/26/2016	W/W	CYNMAR CORPORATION	91.95	
077296	08/26/2016	W/W	CALHOUN, DON	44.75	
077297	08/26/2016	W/W	DRAIN PRO	300.00	
077298	08/26/2016	W/W	DrawingBoard Printing	233.62	
077299	08/26/2016	W/W	EDISON LOCAL SCHOOL DISTRICT	215.00	
077300	08/26/2016	W/W	ESC OF CENTRAL OHIO	175.00	
077301	08/26/2016	W/W	BUTTIL, ELIZABETH	145.00	
077302	08/26/2016	W/W	EVAN-MOOR EDUCATIONAL PUBLISH.	172.62	
077303	08/26/2016	W/W	FITNESS FINDERS, INC.	154.23	
077304	08/26/2016	W/W	G & L SUPPLY CO.	294.12	
077305	08/26/2016	W/W	G.A. WINTZER & SON CO.	50.00	
077306	08/26/2016	W/W	HD SUPPLY FACILITIES	79.16	
077307	08/26/2016	W/W	HOUGHTON MIFFLIN HARCOURT	1,838.04	
077308	08/26/2016	W/W	IRRIGATION SUPPLY OF COLUMBUS	273.00	
077309	08/26/2016	W/W	ITsavvy	1,276.00	
077310	08/26/2016	W/W	J & B ACCOUSTICAL	103.62	
077311	08/26/2016	W/W	SWETLIC, JANICE	245.00	
077312	08/26/2016	W/W	PATNODE, KARLEY	100.00	
077313	08/26/2016	W/W	LEXINGTON HIGH SCHOOL	40.85	
077314	08/26/2016	W/W	MANSFIELD RUBBER STAMP	64.90	

Check#	Check Date	Org Sta	Vendor Paid	Check Amount	Status Date
077315	08/26/2016	W/W	SHUMAKER, MARK	7.05	
077316	08/26/2016	W/W	MID-OHIO ED. SERVICE CENTER	1,119.00	
077317	08/26/2016	W/W	PEARSON ASSESSMENTS	176.00	
077318	08/26/2016	W/W	ACORN DISTRIBUTORS, INC.	1,153.51	
077319	08/26/2016	W/W	NORTHWEST REGIONAL SYSTEMS	238.25	
077320	08/26/2016	W/W	OHIO HIGH SCHOOL ATH. ASSOC.	375.00	
077321	08/26/2016	W/W	PHONAK LLC	824.39	
077322	08/26/2016	W/W	PIONEER MANUFACTURING	3,499.50	
077323	08/26/2016	W/W	PPG PITTSBURG PAINTS	582.90	
077324	08/26/2016	W/W	PREMIER AGENDAS, INC.	1,874.75	
077325	08/26/2016	W/W	READY FIELD SOLUTIONS, LLC	6,876.00	
077326	08/26/2016	W/W	RESOURCES FOR EDUCATORS, INC.	229.00	
077327	08/26/2016	W/W	RICHLAND COUNTY DEPARTMENT OF	206.00	
077328	08/26/2016	W/W	RIDDELL	80.18	
077329	08/26/2016	W/W	S & S OPPORTUNITIES	247.95	
077330	08/26/2016	W/W	SAM'S CLUB	818.35	
077331	08/26/2016	W/W	SCHOOL SPECIALTY INC.	1,626.60	
077332	08/26/2016	W/W	SIESEL DISTRIBUTING, LLC	2,371.88	
077333	08/26/2016	W/W	STARFALL EDUCATION	70.00	
077334	08/26/2016	W/W	TREASURER, STATE OF OHIO	100.00	
077335	08/26/2016	W/W	US BANK	366.00	
077336	08/26/2016	W/W	VARSITY SPIRIT FASHIONS	3,448.90	
077337	08/26/2016	W/W	VAUGHAN PREMIER, LTD	68.28	
077338	08/26/2016	W/W	VERNIER SOFTWARE & TECHNOLOGY	146.00	
077339	08/26/2016	W/W	WOLFF BROS. SUPPLY, INC.	162.99	
077340	08/26/2016	W/W	WOODWIND AND BRASSWIND	828.75	
077341	08/31/2016	B/B	YODER, MARY LOU	38.00	
077342	08/31/2016	W/W	AMERICAN FIDELITY	1,513.00	
077343	08/31/2016	W/W	APPLE INC.	496.00	
077344	08/31/2016	W/W	BLICK ART MATERIALS	322.72	
077345	08/31/2016	W/W	CALLAHAN DOOR SALES	125.00	
077346	08/31/2016	W/W	CDW-G	873.08	
077347	08/31/2016	W/W	CHARLES RITTER CO.	7.68	
077348	08/31/2016	W/W	COACH COMM. LLC	165.00	
077349	08/31/2016	W/W	ESPECIAL NEEDS, LLC	113.87	
077350	08/31/2016	W/W	HOME DEPOT	258.00	
077351	08/31/2016	W/W	WEIDIG, KATHY	315.80	
077352	08/31/2016	W/W	MID-OHIO ED. SERVICE CENTER	60.00	
077353	08/31/2016	W/W	NORTH CENTRAL OHIO ESC	1,350.00	
077354	08/31/2016	W/W	NOVA LUNA EDUC & CONSULTING	1,349.80	
077355	08/31/2016	W/W	OHIO SCHOOL BD. ASSOC.	1,180.00	
077356	08/31/2016	W/W	REALLY GOOD STUFF	239.33	
077357	08/31/2016	W/W	RICHLAND CO. HEALTH DEPT	42.00	
077358	08/31/2016	W/W	SCHOOL EMPLOYEES RETIREMENT	54,191.84	
077359	08/31/2016	W/W	SCHOOL SPECIALTY INC.	1,757.01	
077360	08/31/2016	W/W	STAPLES	418.01	
077361	08/31/2016	W/W	VASU COMMUNICATIONS, INC.	510.32	
077362	08/31/2016	W/W	WILSON LANGUAGE TRAINING	290.52	
077363	08/31/2016	W/W	ZONES, INC.	878.37	
077364	08/31/2016	W/W	SHAW & OTT MEDICAL	135.11	
077365	08/31/2016	W/W	LEXINGTON ATHLETIC DEPT.	2,910.54	
690855	08/05/2016	C/R	LEXINGTON SCHOOLS - PAYROLL	470,191.56	08/31/2016

Date: 9/02/2016

C H E C K R E G I S T E R  
Processing Month: August 2016  
LEXINGTON LOCAL SCHOOLS

Page: 8  
(CHKREG)

Check#	Check Date	Org Sta	Vendor Paid	Check Amount	Status Date
690859	08/11/2016	M/M	LEXINGTON SCHOOLS - PAYROLL	6,639.57	
690860	08/11/2016	M/M	MEMO-S.T.R.S.	5,625.24	
690861	08/15/2016	M/M	MORROW COUNTY AUDITOR	8,995.02	
690862	08/19/2016	C/R	LEXINGTON SCHOOLS - PAYROLL	494,133.68	08/31/2016
690863	08/22/2016	M/M	ANTHEM BENEFIT SERVICES	278,903.57	
690864	08/22/2016	M/M	LEXINGTON SCHOOLS - PAYROLL	6,907.29	
690865	08/22/2016	M/M	MEMO-S.E.R.S.	42,700.00	
690866	08/22/2016	M/M	MEMO-S.T.R.S.	111,345.21	
690867	08/22/2016	M/M	RICHLAND COUNTY AUDITOR	95,141.95	
690869	08/30/2016	M/M	MEMO-MID OHIO ESC	1,271.30	
690870	08/31/2016	M/M	MORROW COUNTY AUDITOR	1,156.03	
Total Checks Issued				\$ 2,315,961.54	

DATE: 09/02/2016  
 TIME: 10:18

LEXINGTON LOCAL SCHOOLS  
 TRANS. BY FUND/RCPT, ALL FUNDS  
 DATES 08/01/2016 THRU 08/31/2016  
 SORTED BY TRANSACTION DATE

PAGE: 1  
 (RECLD)

TRANS NO	ITEM NO	TRANS DATE	STS	DESCRIPTION OR SOURCE	TI	FUND	RCPT	SPCC	SUBJ	OPU	TRANS AMOUNT
069088	0001	08/01/2016	A	Real Estate Tax - Morrow	03	001	1111	0000	000000	000	166,951.38
069088	0002	08/01/2016	A	Emergency Tax - Morrow	03	001	1111	0000	000000	000	123,258.82
069093	0001	08/11/2016	A	Prop Tax Real - Richland Gen	03	001	1111	0000	000000	000	365,643.85
069093	0002	08/11/2016	A	Prop Tax Real - Richland Emerg	03	001	1111	0000	000000	000	639,526.43
069252	0001	08/31/2016	A	Mobile Home Tax -Morrow	03	001	1111	0000	000000	000	3,558.52
069252	0002	08/31/2016	A	Mobile Home Tax Morrow -Emer	03	001	1111	0000	000000	000	2,565.82
RCPT CODE SUB-TOTAL:											1,301,504.82
069088	0004	08/01/2016	A	Pers Prop Tax - Morrow	03	001	1122	0000	000000	000	11,728.66
069088	0005	08/01/2016	A	Pers Prop Tax Emerg - Morrow	03	001	1122	0000	000000	000	6,475.20
069093	0004	08/11/2016	A	Personal Prop - Richland Gener	03	001	1122	0000	000000	000	129,172.98
069093	0005	08/11/2016	A	Personal Prop - Richland Emerg	03	001	1122	0000	000000	000	71,314.25
RCPT CODE SUB-TOTAL:											218,691.09
069124	0001	08/09/2016	A	Rufer preschool tuition	03	001	1211	0000	000000	500	400.00
069092	0001	08/11/2016	B	PRESCHOOL DEPOSIT REFUND	03	001	1211	0000	000000	500	100.00-
069132	0001	08/12/2016	A	Preschool tuition-Brane	03	001	1211	0000	000000	500	100.00
069151	0001	08/17/2016	A	Preschool tuition	03	001	1211	0000	000000	500	3,200.00
069092	0001	08/24/2016	V	PRESCHOOL DEPOSIT REFUND	03	001	1211	0000	000000	500	100.00
069181	0001	08/24/2016	B	PRESCHOOL REFUND	03	001	1211	0000	000000	500	100.00-
069182	0001	08/24/2016	B	PRESCHOOL REFUND	03	001	1211	0000	000000	500	900.00-
069224	0001	08/26/2016	A	Preschool tuition	03	001	1211	0000	000000	500	500.00
RCPT CODE SUB-TOTAL:											3,200.00
069091	0013	08/12/2016	A	Open Enrollment Revenue	03	001	1227	0000	000000	000	102.00
069218	0013	08/26/2016	A	Open Enrollment Revenue	03	001	1227	0000	000000	000	102.00
RCPT CODE SUB-TOTAL:											204.00
069251	0001	08/31/2016	A	Richland Bank Aug Interest	03	001	1410	0000	000000	000	9,479.34
RCPT CODE SUB-TOTAL:											9,479.34
069104	0001	08/02/2016	A	HS School Fees	03	001	1740	0000	000000	100	39.90
069123	0001	08/10/2016	A	Western school fees	03	001	1740	0000	000000	500	20.00
069131	0001	08/12/2016	A	Central school fees	03	001	1740	0000	000000	400	56.00
069139	0001	08/15/2016	A	HS School Fees	03	001	1740	0000	000000	100	7,087.50
069141	0001	08/16/2016	A	HS School Fees	03	001	1740	0000	000000	100	859.50
069142	0001	08/16/2016	A	HS School fees	03	001	1740	0000	000000	100	998.50
069142	0002	08/16/2016	A	Shortage	03	001	1740	0000	000000	100	5.50-
069143	0001	08/16/2016	A	HS School fees	03	001	1740	0000	000000	100	1,013.00

STATUS (STS) CODES:

A-RECEIPT B-REFUND OF RECEIPT V-VOID REFUND OF RECEIPT X-REDUCTION OF EXPENDITURE  
 C-APPROPRIATION OR BUDGET MODIFICATIONS D-EXPENSE/SUPPLIES DISTRIBUTION F-FUND TO FUND TRANSFER

TRANS NO	ITEM NO	TRANS DATE	STS	DESCRIPTION OR SOURCE	TI	FUND	RCPT	SPCC	SUBJ	OPU	TRANS AMOUNT
069144	0001	08/16/2016	A	HS School fees	03	001	1740	0000	000000	100	1,379.00
069145	0001	08/16/2016	A	HS School fees	03	001	1740	0000	000000	100	1,575.00
069147	0001	08/17/2016	A	Eastern school fees	03	001	1740	0000	000000	300	450.00
069148	0001	08/17/2016	A	Eastern school fees	03	001	1740	0000	000000	300	450.00
069149	0001	08/17/2016	A	Western school fees	03	001	1740	0000	000000	500	368.00
069152	0001	08/17/2016	A	HS School fees	03	001	1740	0000	000000	100	5,460.40
069154	0001	08/17/2016	A	JH School fees	03	001	1740	0000	000000	200	4,089.50
069157	0001	08/18/2016	A	Western school fees	03	001	1740	0000	000000	500	149.00
069158	0001	08/18/2016	A	Central school fees	03	001	1740	0000	000000	400	1,456.00
069159	0001	08/18/2016	A	JH School fees	03	001	1740	0000	000000	200	2,170.00
069161	0001	08/19/2016	A	Western school fees	03	001	1740	0000	000000	500	80.00
069162	0001	08/19/2016	A	HS School Fees	03	001	1740	0000	000000	100	710.50
069163	0001	08/19/2016	A	Central school fees	03	001	1740	0000	000000	400	1,064.00
069164	0001	08/19/2016	A	Eastern school fees	03	001	1740	0000	000000	300	1,290.00
069165	0001	08/19/2016	A	Eastern school fees	03	001	1740	0000	000000	300	1,605.00
069166	0001	08/19/2016	A	JH School fees	03	001	1740	0000	000000	200	1,345.00
069167	0001	08/19/2016	A	HS School Fees	03	001	1740	0000	000000	100	4,312.50
069167	0002	08/19/2016	A	Shortage to deposit	03	001	1740	0000	000000	100	27.00-
069155	0001	08/22/2016	A	HS School fees	03	001	1740	0000	000000	100	0.50
069175	0001	08/22/2016	A	Returned NSF High Sch- DP I	03	001	1740	0000	000000	100	121.00-
069177	0002	08/23/2016	A	Eastern school fees	03	001	1740	0000	000000	300	780.00
069178	0001	08/23/2016	A	HS School fees	03	001	1740	0000	000000	100	1,625.00
069192	0001	08/24/2016	A	HS school fees	03	001	1740	0000	000000	100	531.00
069193	0001	08/24/2016	A	JH School fees	03	001	1740	0000	000000	200	369.50
069194	0001	08/24/2016	A	Central school fees	03	001	1740	0000	000000	400	560.00
069202	0001	08/25/2016	A	Central school fees	03	001	1740	0000	000000	400	517.00
069208	0001	08/26/2016	A	Eastern school fees	03	001	1740	0000	000000	300	180.00
069210	0001	08/26/2016	A	HS School fees	03	001	1740	0000	000000	100	300.25
069215	0001	08/26/2016	A	Eastern school fees	03	001	1740	0000	000000	300	1,500.00
069222	0001	08/26/2016	A	Central Schhol fees	03	001	1740	0000	000000	400	140.00
069223	0001	08/26/2016	A	Western school fees	03	001	1740	0000	000000	500	2,609.00
069226	0001	08/29/2016	A	High school fees	03	001	1740	0000	000000	100	111.50
069227	0001	08/29/2016	A	Central school fees	03	001	1740	0000	000000	400	140.00
069228	0001	08/29/2016	A	JH School fees	03	001	1740	0000	000000	200	118.00
069236	0001	08/30/2016	A	Eastern school fees	03	001	1740	0000	000000	300	330.00
069237	0001	08/30/2016	A	Western school fees	03	001	1740	0000	000000	500	386.00
069219	0001	08/31/2016	B	FEE REFUND-LUKE	03	001	1740	0000	000000	100	38.00-
069240	0001	08/31/2016	A	HS Fees - Pay For It	03	001	1740	0000	000000	100	353.00
069240	0002	08/31/2016	A	Central Fees - Pay For It	03	001	1740	0000	000000	400	180.00
069240	0003	08/31/2016	A	Jr High Fees - Pay For It	03	001	1740	0000	000000	400	384.00
069240	0004	08/31/2016	A	Eastern Fees - Pay For It	03	001	1740	0000	000000	400	420.00
069240	0005	08/31/2016	A	Western Fees - Pay For It	03	001	1740	0000	000000	400	360.00
069246	0001	08/31/2016	A	Central school fees	03	001	1740	0000	000000	400	138.00
RCPT CODE SUB-TOTAL:											49,869.55

STATUS (STS) CODES:

A-RECEIPT B-REFUND OF RECEIPT V-VOID REFUND OF RECEIPT X-REDUCTION OF EXPENDITURE  
 C-APPROPRIATION OR BUDGET MODIFICATIONS D-EXPENSE/SUPPLIES DISTRIBUTION F-FUND TO FUND TRANSFER



TRANS NO	ITEM NO	TRANS DATE	STS	DESCRIPTION OR SOURCE	TI	FUND	RCPT	SPCC	SURJ	OPU	TRANS AMOUNT
069207	0001	08/26/2016	A	Building rental	03	001	1810	0000	000000	000	75.00
RCPT CODE SUB-TOTAL:											75.00
069117	0002	08/01/2016	A	Jury Duty Payment	03	001	1890	0000	000000	000	100.00
069214	0001	08/26/2016	A	Mid State recycling	03	001	1890	0000	000000	800	83.20
RCPT CODE SUB-TOTAL:											183.20
069091	0001	08/12/2016	A	Opportunity Grant	03	001	3110	0000	000000	000	299,067.49
069091	0002	08/12/2016	A	Targeted Assistance	03	001	3110	0000	000000	000	24,981.72
069091	0003	08/12/2016	A	K-3 Literacy Funding	03	001	3110	0000	000000	000	5,977.36
069091	0005	08/12/2016	A	Limited English Prof Funding	03	001	3110	0000	000000	000	359.83
069091	0006	08/12/2016	A	Gifted Education Funding	03	001	3110	0000	000000	000	5,119.29
069091	0007	08/12/2016	A	Transportation	03	001	3110	0000	000000	000	23,853.81
069091	0008	08/12/2016	A	Special Education Funding	03	001	3110	0000	000000	000	39,648.81
069091	0010	08/12/2016	A	Transitional Aid Guarantee	03	001	3110	0000	000000	000	0.00
069091	0011	08/12/2016	A	Preschool Special Educ Funding	03	001	3110	0000	000000	000	5,385.80
069091	0012	08/12/2016	A	Special Educ Transportation	03	001	3110	0000	000000	000	1,638.07
069218	0001	08/26/2016	A	Opportunity Grant	03	001	3110	0000	000000	000	299,781.85
069218	0002	08/26/2016	A	Targeted Assistance	03	001	3110	0000	000000	000	24,007.89
069218	0003	08/26/2016	A	K-3 Literacy Funding	03	001	3110	0000	000000	000	5,974.47
069218	0005	08/26/2016	A	Limited English Prof Funding	03	001	3110	0000	000000	000	360.08
069218	0006	08/26/2016	A	Gifted Education Funding	03	001	3110	0000	000000	000	5,119.29
069218	0007	08/26/2016	A	Transportation	03	001	3110	0000	000000	000	23,854.82
069218	0008	08/26/2016	A	Special Education Funding	03	001	3110	0000	000000	000	39,781.89
069218	0010	08/26/2016	A	Transitional Aid Guarantee	03	001	3110	0000	000000	000	0.00
069218	0011	08/26/2016	A	Preschool Special Educ Funding	03	001	3110	0000	000000	000	5,394.13
069218	0012	08/26/2016	A	Special Educ Transportation	03	001	3110	0000	000000	000	1,638.07
069218	0020	08/26/2016	A	JV01 FY 2016 SFPR Adjustment	03	001	3110	0000	000000	000	836.22-
RCPT CODE SUB-TOTAL:											811,108.45
069248	0004	08/31/2016	A	Rollback- General Morrow	03	001	3131	0000	000000	000	19,905.03
069248	0005	08/31/2016	A	Rollback Emerg Levy - Morrow	03	001	3131	0000	000000	000	14,787.29
069248	0007	08/31/2016	A	2 1/2 RB - Real Est - Morrow	03	001	3131	0000	000000	000	2,381.78
069248	0008	08/31/2016	A	2 1/2 RB - Emerg Levy - Morrow	03	001	3131	0000	000000	000	1,769.40
RCPT CODE SUB-TOTAL:											38,843.50
069248	0001	08/31/2016	A	Homestead Real Est - Morrow	03	001	3132	0000	000000	000	6,346.46
069248	0002	08/31/2016	A	Homestead Emerg Levy- Morrow	03	001	3132	0000	000000	000	4,714.74
RCPT CODE SUB-TOTAL:											11,061.20

STATUS (STS) CODES:

A-RECEIPT B-REFUND OF RECEIPT V-VOID REFUND OF RECEIPT X-REDUCTION OF EXPENDITURE  
 C-APPROPRIATION OR BUDGET MODIFICATIONS D-EXPENSE/SUPPLIES DISTRIBUTION F-FUND TO FUND TRANSFER

DATE: 09/02/2016  
 TIME: 10:18

LEXINGTON LOCAL SCHOOLS  
 TRANS. BY FUND/RCPT, ALL FUNDS  
 DATES 08/01/2016 THRU 08/31/2016  
 SORTED BY TRANSACTION DATE

PAGE: 4  
 (RECLE)

TRANS NO	ITEM NO	TRANS DATE	STS DESCRIPTION OR SOURCE	TI FUND RCPT SPCC SUBJ	OPU	TRANS AMOUNT	
069244	0001	08/31/2016	A Casino Revenue	03 001 3190 0000 000000 000		63,270.92	
						RCPT CODE SUB-TOTAL:	63,270.92
069091	0004	08/12/2016	A Economic Disadvantaged Funding	03 001 3211 0000 000000 000		2,789.35	
069218	0004	08/26/2016	A Economic Disadvantaged Funding	03 001 3211 0000 000000 000		2,767.61	
						RCPT CODE SUB-TOTAL:	5,556.96
069091	0009	08/12/2016	A Career Tech Education Funding	03 001 3219 0000 000000 000		531.70	
069218	0009	08/26/2016	A Career Tech Education Funding	03 001 3219 0000 000000 000		542.88	
						RCPT CODE SUB-TOTAL:	1,074.58
069245	0001	08/11/2016	A MEDICAID pymt	03 001 3300 0000 000000 000		817.01	
						RCPT CODE SUB-TOTAL:	817.01
069118	0002	08/03/2016	A Lex Lanes Refund	03 001 5300 0000 000000 000		114.00	
069241	0001	08/31/2016	A E-Rate	03 001 5300 0000 000000 000		6,213.40	
						RCPT CODE SUB-TOTAL:	6,327.40
						FUND CODE SUB-TOTAL:	2,521,267.02
069088	0003	08/01/2016	A Permanent Improv Tax - Morrow	03 003 1111 0000 000000 000		15,346.34	
069093	0003	08/11/2016	A Prop Tax Real - Richland Perm	03 003 1111 0000 000000 000		17,771.61	
069252	0003	08/31/2016	A Mobile Home Tax-Morrow PI	03 003 1111 0000 000000 000		318.41	
						RCPT CODE SUB-TOTAL:	33,436.36
069088	0006	08/01/2016	A Pers Prop Tax PI - Morrow	03 003 1122 0000 000000 000		1,099.56	
069093	0006	08/11/2016	A Personal Prop - Richland Perm	03 003 1122 0000 000000 000		12,109.96	
						RCPT CODE SUB-TOTAL:	13,209.52
069248	0006	08/31/2016	A Rollback- Perm Impt - Morrow	03 003 3131 0000 000000 000		1,769.91	
069248	0009	08/31/2016	A 2 1/2 RB - PI Levy - Morrow	03 003 3131 0000 000000 000		211.78	
						RCPT CODE SUB-TOTAL:	1,981.69
069248	0003	08/31/2016	A Homestead for PI Levy-Morrow	03 003 3132 0000 000000 000		564.30	
						RCPT CODE SUB-TOTAL:	564.30
						FUND CODE SUB-TOTAL:	49,191.87

STATUS (STS) CODES:

A-RECEIPT B-REFUND OF RECEIPT V-VOID REFUND OF RECEIPT X-REDUCTION OF EXPENDITURE  
 C-APPROPRIATION OR BUDGET MODIFICATIONS D-EXPENSE/SUPPLIES DISTRIBUTION F-FUND TO FUND TRANSFER

TRANS NO	ITEM NO	TRANS DATE	STS	DESCRIPTION OR SOURCE	TI	FUND	RCPT	SPCC	SUBJ	OPU	TRANS AMOUNT
069251	0005	08/31/2016	A	Richland Bank May Interest	03	006	1410	0000	000000	000	0.00
RCPT CODE SUB-TOTAL:											0.00
069249	0026	08/26/2016	A	HS Breakfast	03	006	1511	0000	000000	100	61.30
069249	0027	08/26/2016	A	Jr. Hi Breakfast	03	006	1511	0000	000000	200	6.15
069249	0028	08/26/2016	A	Eastern Breakfast	03	006	1511	0000	000000	300	17.95
069249	0029	08/26/2016	A	Central Breakfast	03	006	1511	0000	000000	400	16.10
069249	0030	08/26/2016	A	Western Breakfast	03	006	1511	0000	000000	500	13.20
069250	0026	08/31/2016	A	HS Breakfast	03	006	1511	0000	000000	100	78.75
069250	0027	08/31/2016	A	Jr. Hi Breakfast	03	006	1511	0000	000000	200	3.80
069250	0028	08/31/2016	A	Eastern Breakfast	03	006	1511	0000	000000	300	24.85
069250	0029	08/31/2016	A	Central Breakfast	03	006	1511	0000	000000	400	13.50
069250	0030	08/31/2016	A	Western Breakfast	03	006	1511	0000	000000	500	10.80
RCPT CODE SUB-TOTAL:											246.40
069249	0001	08/26/2016	A	HS Stu. Type A	03	006	1512	0000	000000	100	2,076.10
069249	0005	08/26/2016	A	HS ROA Stu. Type A	03	006	1512	0000	000000	100	3,527.20
069249	0006	08/26/2016	A	Jr Hi Stu. Type A	03	006	1512	0000	000000	200	782.90
069249	0010	08/26/2016	A	Jr. Hi ROA Stu Type A	03	006	1512	0000	000000	200	1,109.60
069249	0011	08/26/2016	A	Eastern Stu. Type A	03	006	1512	0000	000000	300	812.20
069249	0015	08/26/2016	A	Eastern ROA Stu. Type A	03	006	1512	0000	000000	300	1,969.93
069249	0016	08/26/2016	A	Central Stu. Type A	03	006	1512	0000	000000	400	562.05
069249	0020	08/26/2016	A	Central ROA Stu. Type A	03	006	1512	0000	000000	400	1,484.14
069249	0021	08/26/2016	A	Western Stu. Type A	03	006	1512	0000	000000	500	513.70
069249	0025	08/26/2016	A	Western ROA Stu. Type A	03	006	1512	0000	000000	500	1,945.23
069240	0006	08/31/2016	A	HS Lunch - Pay For It	03	006	1512	0000	000000	100	2,771.93
069240	0007	08/31/2016	A	Jr High Lunch - Pay For It	03	006	1512	0000	000000	200	1,384.40
069240	0008	08/31/2016	A	Eastern Lunch - Pay For It	03	006	1512	0000	000000	300	1,337.15
069240	0009	08/31/2016	A	Central Lunch - Pay For It	03	006	1512	0000	000000	400	1,356.20
069240	0010	08/31/2016	A	Western Lunch - Pay For It	03	006	1512	0000	000000	500	1,096.74
069250	0001	08/31/2016	A	HS Stu. Type A	03	006	1512	0000	000000	100	1,560.75
069250	0005	08/31/2016	A	HS ROA Stu. Type A	03	006	1512	0000	000000	100	1,171.95-
069250	0006	08/31/2016	A	Jr Hi Stu. Type A	03	006	1512	0000	000000	200	646.40
069250	0010	08/31/2016	A	Jr. Hi ROA Stu Type A	03	006	1512	0000	000000	200	595.20-
069250	0011	08/31/2016	A	Eastern Stu. Type A	03	006	1512	0000	000000	300	613.25
069250	0015	08/31/2016	A	Eastern ROA Stu. Type A	03	006	1512	0000	000000	300	298.23-
069250	0016	08/31/2016	A	Central Stu. Type A	03	006	1512	0000	000000	400	448.10
069250	0020	08/31/2016	A	Central ROA Stu. Type A	03	006	1512	0000	000000	400	114.85-
069250	0021	08/31/2016	A	Western Stu. Type A	03	006	1512	0000	000000	500	476.00
069250	0025	08/31/2016	A	Western ROA Stu. Type A	03	006	1512	0000	000000	500	309.45
RCPT CODE SUB-TOTAL:											24,603.19

STATUS (STS) CODES:

A-RECEIPT B-REFUND OF RECEIPT V-VOID REFUND OF RECEIPT X-REDUCTION OF EXPENDITURE  
 C-APPROPRIATION OR BUDGET MODIFICATIONS D-EXPENSE/SUPPLIES DISTRIBUTION F-FUND TO FUND TRANSFER

TRANS NO	ITEM NO	TRANS DATE	STS	DESCRIPTION OR SOURCE	TI	FUND	RCPT	SPCC	SUBJ	QPU	TRANS AMOUNT
069249	0003	08/26/2016	A	HS Stu. Ala Carte	03	006	1513	0000	000000	100	1,024.05
069249	0008	08/26/2016	A	Jr. Hi Stu. Ala Carte	03	006	1513	0000	000000	200	260.60
069249	0013	08/26/2016	A	Eastern Stu. Ala Carte	03	006	1513	0000	000000	300	32.75
069249	0018	08/26/2016	A	Central Stu. Ala Carte	03	006	1513	0000	000000	400	41.50
069249	0023	08/26/2016	A	Western Stu. Ala Carte	03	006	1513	0000	000000	500	0.00
069250	0003	08/31/2016	A	HS Stu. Ala Carte	03	006	1513	0000	000000	100	898.90
069250	0008	08/31/2016	A	Jr. Hi Stu. Ala Carte	03	006	1513	0000	000000	200	228.00
069250	0013	08/31/2016	A	Eastern Stu. Ala Carte	03	006	1513	0000	000000	300	33.05
069250	0018	08/31/2016	A	Central Stu. Ala Carte	03	006	1513	0000	000000	400	66.75
069250	0023	08/31/2016	A	Western Stu. Ala Carte	03	006	1513	0000	000000	500	2.00
RCPT CODE SUB-TOTAL:											2,587.60
069249	0002	08/26/2016	A	HS Stu. Milk	03	006	1514	0000	000000	100	26.00
069249	0007	08/26/2016	A	Jr. Hi. Stu Milk	03	006	1514	0000	000000	200	9.00
069249	0012	08/26/2016	A	Eastern Stu. Milk	03	006	1514	0000	000000	300	3.50
069249	0017	08/26/2016	A	Central Stu. Milk	03	006	1514	0000	000000	400	15.50
069249	0022	08/26/2016	A	Western Stu. Milk	03	006	1514	0000	000000	500	17.50
069250	0002	08/31/2016	A	HS Stu. Milk	03	006	1514	0000	000000	100	16.50
069250	0007	08/31/2016	A	Jr. Hi. Stu Milk	03	006	1514	0000	000000	200	12.50
069250	0012	08/31/2016	A	Eastern Stu. Milk	03	006	1514	0000	000000	300	1.50
069250	0017	08/31/2016	A	Central Stu. Milk	03	006	1514	0000	000000	400	6.50
069250	0022	08/31/2016	A	Western Stu. Milk	03	006	1514	0000	000000	500	9.00
RCPT CODE SUB-TOTAL:											117.50
069249	0004	08/26/2016	A	HS Adult Ala Carte	03	006	1523	0000	000000	100	81.60
069249	0009	08/26/2016	A	Jr. Hi Adult Ala Carte	03	006	1523	0000	000000	200	27.25
069249	0014	08/26/2016	A	Eastern Adult Ala Carte	03	006	1523	0000	000000	300	16.25
069249	0019	08/26/2016	A	Central Adult Ala Carte	03	006	1523	0000	000000	400	10.25
069249	0024	08/26/2016	A	Western Adult Ala Carte	03	006	1523	0000	000000	500	6.50
069250	0004	08/31/2016	A	HS Adult Ala Carte	03	006	1523	0000	000000	100	68.30
069250	0009	08/31/2016	A	Jr. Hi Adult Ala Carte	03	006	1523	0000	000000	200	3.75
069250	0014	08/31/2016	A	Eastern Adult Ala Carte	03	006	1523	0000	000000	300	17.00
069250	0019	08/31/2016	A	Central Adult Ala Carte	03	006	1523	0000	000000	400	19.80
069250	0024	08/31/2016	A	Western Adult Ala Carte	03	006	1523	0000	000000	500	3.25
RCPT CODE SUB-TOTAL:											253.95
FUND CODE SUB-TOTAL:											27,808.64
069251	0006	08/31/2016	A	Richland Bank Aug Interest	03	007	1410	9100	000000	000	14.35
RCPT CODE SUB-TOTAL:											14.35

STATUS (STS) CODES:  
 A-RECEIPT B-REFUND OF RECEIPT V-VOID REFUND OF RECEIPT X-REDUCTION OF EXPENDITURE  
 C-APPROPRIATION OR BUDGET MODIFICATIONS D-EXPENSE/SUPPLIES DISTRIBUTION F-FUND TO FUND TRANSFER

DATE: 09/02/2016  
TIME: 10:18

LEXINGTON LOCAL SCHOOLS  
TRANS. BY FUND/RCPT, ALL FUNDS  
DATES 08/01/2016 THRU 08/31/2016  
SORTED BY TRANSACTION DATE

PAGE: 7  
(RECLD)

TRANS NO	ITEM NO	TRANS DATE	STS DESCRIPTION OR SOURCE	TI	FUND	RCPT	SPCC	SUBJ	OPU	TRANS AMOUNT	
										FUND CODE SUB-TOTAL:	14.35
069251	0003	08/31/2016	A Richland Bank Aug Interest	03	007	1410	9800	000000	000	10.54	
										RCPT CODE SUB-TOTAL:	10.54
										FUND CODE SUB-TOTAL:	10.54
069251	0004	08/31/2016	A Richland Bank Aug Interest	03	007	1410	9801	000000	000	1.55	
										RCPT CODE SUB-TOTAL:	1.55
										FUND CODE SUB-TOTAL:	1.55
069105	0001	08/02/2016	A Ohio Pyle	03	018	1690	9100	000000	000	153.57	
069105	0002	08/02/2016	A Cuyahoga vending	03	018	1690	9100	000000	000	13.48	
										RCPT CODE SUB-TOTAL:	167.05
										FUND CODE SUB-TOTAL:	167.05
069154	0002	08/17/2016	A JH School fees princ acct	03	018	1620	9200	000000	000	2,380.00	
069159	0002	08/18/2016	A JH School fees princ acct	03	018	1620	9200	000000	000	1,176.00	
069166	0002	08/19/2016	A JH fees princ acct	03	018	1620	9200	000000	000	770.00	
069193	0002	08/24/2016	A JS fees princ acct	03	018	1620	9200	000000	000	196.00	
069228	0002	08/29/2016	A JH fees princ acct	03	018	1620	9200	000000	000	70.00	
										RCPT CODE SUB-TOTAL:	4,592.00
										FUND CODE SUB-TOTAL:	4,592.00
069130	0003	08/19/2016	A VFW donation	03	018	1630	9300	000000	000	100.00	
										RCPT CODE SUB-TOTAL:	100.00
069177	0001	08/23/2016	A Marco Photo proceeds	03	018	1620	9300	000000	000	196.84	
										RCPT CODE SUB-TOTAL:	196.84
										FUND CODE SUB-TOTAL:	296.84

STATUS (STS) CODES:

A-RECEIPT B-REFUND OF RECEIPT V-VOID REFUND OF RECEIPT X-REDUCTION OF EXPENDITURE  
C-APPROPRIATION OR BUDGET MODIFICATIONS D-EXPENSE/SUPPLIES DISTRIBUTION F-FUND TO FUND TRANSFER

TRANS NO	ITEM NO	TRANS DATE	STS	DESCRIPTION OR SOURCE	TI	FUND	RCPT	SPCC	SUBJ	OPU	TRANS AMOUNT
069131	0002	08/12/2016	A	Central fees princ acct	03	018	1630	9400	000000	000	4.00
069158	0002	08/18/2016	A	Central fees princ acct	03	018	1630	9400	000000	000	267.40
069130	0001	08/19/2016	A	VFW donation	03	018	1630	9400	000000	000	100.00
069163	0002	08/19/2016	A	Central fees princ acct	03	018	1630	9400	000000	000	76.00
069194	0002	08/24/2016	A	Central fees princ acct	03	018	1630	9400	000000	000	40.00
069202	0002	08/25/2016	A	Central fees princ acct	03	018	1630	9400	000000	000	38.00
069222	0002	08/26/2016	A	Central Fees princ acct	03	018	1630	9400	000000	000	10.00
069227	0002	08/29/2016	A	Central fees princ acct	03	018	1630	9400	000000	000	10.00
069246	0002	08/31/2016	A	Central fees princ acct	03	018	1630	9400	000000	000	12.00
RCPT CODE SUB-TOTAL:											557.40
FUND CODE SUB-TOTAL:											557.40
069125	0001	08/09/2016	A	North End Comm Improve Collab	03	018	1630	9500	000000	000	300.00
069123	0002	08/10/2016	A	Westrn fees princ acct	03	018	1630	9500	000000	000	10.00
069146	0001	08/17/2016	A	Marco Photo Service	03	018	1630	9500	000000	000	142.88
069149	0002	08/17/2016	A	Western fees princ acct	03	018	1630	9500	000000	000	112.00
069157	0002	08/18/2016	A	Western fees princ acct	03	018	1630	9500	000000	000	61.00
069130	0002	08/19/2016	A	VFW donation	03	018	1630	9500	000000	000	100.00
069161	0002	08/19/2016	A	Western fees princ acct	03	018	1630	9500	000000	000	40.00
069223	0002	08/26/2016	A	Western fees princ acct	03	018	1630	9500	000000	000	1,201.00
069225	0001	08/29/2016	A	Denim day donations	03	018	1630	9500	000000	000	72.00
069237	0002	08/30/2016	A	Western fees princ acct	03	018	1630	9500	000000	000	184.00
RCPT CODE SUB-TOTAL:											2,222.88
069247	0001	08/31/2016	A	Krogers	03	018	1690	9500	000000	000	219.34
RCPT CODE SUB-TOTAL:											219.34
FUND CODE SUB-TOTAL:											2,442.22
069116	0003	08/11/2016	A	PTO Recycling-Central	03	019	1890	9121	000000	000	7.11
069160	0003	08/19/2016	A	PTO Recycling-Central	03	019	1890	9121	000000	000	7.00
RCPT CODE SUB-TOTAL:											14.11
FUND CODE SUB-TOTAL:											14.11
069116	0001	08/11/2016	A	PTO Recycling-Eastern	03	019	1890	9122	000000	000	7.11

STATUS (STS) CODES:

A-RECEIPT B-REFUND OF RECEIPT V-VOID REFUND OF RECEIPT X-REDUCTION OF EXPENDITURE  
 C-APPROPRIATION OR BUDGET MODIFICATIONS D-EXPENSE/SUPPLIES DISTRIBUTION F-FUND TO FUND TRANSFER

DATE: 09/02/2016  
TIME: 10:18

LEXINGTON LOCAL SCHOOLS  
TRANS. BY FUND/RCPT, ALL FUNDS  
DATES 08/01/2016 THRU 08/31/2016  
SORTED BY TRANSACTION DATE

PAGE: 9  
(RECELD)

TRANS NO	ITEM NO	TRANS DATE	STS	DESCRIPTION OR SOURCE	TI	FUND	RCPT	SPCC	SUBJ	OPU	TRANS AMOUNT	
069160	0001	08/19/2016	A	PTO Recycling-Eastern	03	019	1890	9122	000000	000	7.00	
											RCPT CODE SUB-TOTAL:	14.11
											FUND CODE SUB-TOTAL:	14.11
069116	0002	08/11/2016	A	PTO Recycling-Western	03	019	1890	9123	000000	000	7.11	
069160	0002	08/19/2016	A	PTO Recycling-Western	03	019	1890	9123	000000	000	7.00	
											RCPT CODE SUB-TOTAL:	14.11
											FUND CODE SUB-TOTAL:	14.11
069251	0002	08/31/2016	A	Richland Bank Aug Int. 024	03	024	1410	0000	000000	000	176.82	
											RCPT CODE SUB-TOTAL:	176.82
069089	0001	08/08/2016	A	Heck June Ins	03	024	1872	0000	000000	000	1,657.03	
069115	0001	08/11/2016	A	Ramey Insurance	03	024	1872	0000	000000	000	45.93	
069168	0001	08/19/2016	A	Employees' Premiums	03	024	1872	0000	000000	000	48,956.12	
069169	0001	08/19/2016	A	Board's Premiums	03	024	1872	0000	000000	000	278,903.57	
											RCPT CODE SUB-TOTAL:	329,562.65
											FUND CODE SUB-TOTAL:	329,739.47
069150	0001	08/17/2016	A	HS Yearbook Ad sales	03	200	1690	9119	000000	000	2,730.00	
											RCPT CODE SUB-TOTAL:	2,730.00
											FUND CODE SUB-TOTAL:	2,730.00
069180	0001	08/24/2016	A	Milliron - JH Inform teens	03	200	1690	9611	000000	000	43.91-	
069180	0003	08/24/2016	A	Milliron - JH Inform teens	03	200	1690	9611	000000	000	9.72-	
											RCPT CODE SUB-TOTAL:	53.63-
											FUND CODE SUB-TOTAL:	53.63-

STATUS (STS) CODES:

A-RECEIPT B-REFUND OF RECEIPT V-VOID REFUND OF RECEIPT X-REDUCTION OF EXPENDITURE  
C-APPROPRIATION OR BUDGET MODIFICATIONS D-EXPENSE/SUPPLIES DISTRIBUTION F-FUND TO FUND TRANSFER

TRANS NO	ITEM NO	TRANS DATE	STS	DESCRIPTION OR SOURCE	TI	FUND	RCPT	SPCC	SUBJ	OPU	TRANS AMOUNT
069160	0004	08/19/2016	A	Milliron	03	200	1690	9612	000000	000	42.32
069180	0002	08/24/2016	A	Milliron - JH Inform teens	03	200	1690	9612	000000	000	43.91
069180	0004	08/24/2016	A	Milliron - JH Inform teens	03	200	1690	9612	000000	000	9.72
RCPT CODE SUB-TOTAL:											95.95
FUND CODE SUB-TOTAL:											95.95
069111	0001	08/08/2016	A	2016 Fall sports passes	03	300	1610	9600	000000	000	175.00
069121	0001	08/10/2016	A	2016 Fall sports passes	03	300	1610	9600	000000	000	345.00
069133	0001	08/15/2016	A	2016 Fall Season tickets	03	300	1610	9600	000000	000	50.00
069137	0001	08/15/2016	A	2016 Fall Season tickets	03	300	1610	9600	000000	000	695.00
069183	0001	08/19/2016	A	2016 Fall sport passes	03	300	1610	9600	000000	000	505.00
069171	0001	08/22/2016	A	2016 Fall Season tickets	03	300	1610	9600	000000	000	305.00
069172	0001	08/22/2016	A	Var/JV Volleyball Adm 8/20	03	300	1610	9600	000000	702	378.00
069174	0001	08/22/2016	A	Var Boys Soccer Adm 8/19	03	300	1610	9600	000000	703	2,820.00
069184	0001	08/23/2016	A	JV Boys soccer adm 8/22	03	300	1610	9600	000000	703	152.00
069189	0001	08/24/2016	A	2016 Fall Season tickets	03	300	1610	9600	000000	000	75.00
069190	0001	08/24/2016	A	2016 Fall Season tickets	03	300	1610	9600	000000	000	100.00
069195	0001	08/24/2016	A	7th Gr Football Adm 8/23	03	300	1610	9600	000000	713	784.00
069201	0001	08/25/2016	A	2016 Fall Season tickets	03	300	1610	9600	000000	000	310.00
069212	0001	08/26/2016	A	FR Boys Football Adm 8/25	03	300	1610	9600	000000	700	328.00
069213	0001	08/26/2016	A	Var/JV Girls soccer adm 8/25	03	300	1610	9600	000000	704	502.00
069221	0001	08/26/2016	A	2016 Fall season tickets	03	300	1610	9600	000000	000	75.00
069230	0001	08/29/2016	A	2016 Fall ticket sales	03	300	1610	9600	000000	000	350.00
069231	0001	08/29/2016	A	JV Football adm 8/27	03	300	1610	9600	000000	700	512.00
069234	0001	08/30/2016	A	JV Boys soccer adm 8/29	03	300	1610	9600	000000	703	188.00
069235	0001	08/30/2016	A	JH Volleyball adm 8/29	03	300	1610	9600	000000	714	194.00
069238	0001	08/31/2016	A	7th gr football adm 8/30	03	300	1610	9600	000000	713	458.00
069239	0001	08/31/2016	A	Var/JV Boys soccer adm 8/30	03	300	1610	9600	000000	703	708.00
069242	0001	08/31/2016	A	2016 Fall ticket sales	03	300	1610	9600	000000	000	80.00
069243	0001	08/31/2016	A	2016 Fall ticket sales	03	300	1610	9600	000000	000	145.00
RCPT CODE SUB-TOTAL:											10,234.00
069097	0001	08/01/2016	A	2016/17 Program Ad sponsor	03	300	1690	9600	000000	000	325.00
069098	0001	08/02/2016	A	2016/17 Program Ad sponsor	03	300	1690	9600	000000	000	195.00
069099	0001	08/02/2016	A	2016/17 Patron mailing	03	300	1690	9600	000000	000	80.00
069100	0001	08/03/2016	A	2016/17 Patron mailing	03	300	1690	9600	000000	000	90.00
069101	0001	08/03/2016	A	2016/17 Patron mailing	03	300	1690	9600	000000	000	85.00
069102	0001	08/04/2016	A	2016/17 Program Ad sponsors	03	300	1690	9600	000000	000	800.00
069103	0001	08/04/2016	A	2016/17 Patron mailing	03	300	1690	9600	000000	000	30.00
069112	0001	08/08/2016	A	2016/17 Patron mailing	03	300	1690	9600	000000	000	125.00

STATUS (STS) CODES:

A-RECEIPT B-REFUND OF RECEIPT V-VOID REFUND OF RECEIPT X-REDUCTION OF EXPENDITURE  
 C-APPROPRIATION OR BUDGET MODIFICATIONS D-EXPENSE/SUPPLIES DISTRIBUTION F-FUND TO FUND TRANSFER



TRANS NO	ITEM NO	TRANS DATE	STS	DESCRIPTION OR SOURCE	TI	FUND	RCPT	SPCC	SUBJ	OPU	TRANS AMOUNT
069113	0001	08/08/2016	A	2016/17 Program Ad sponsor	03	300	1690	9600	000000	000	195.00
069106	0001	08/09/2016	A	2016/17 Program Ad sponsor	03	300	1690	9600	000000	000	325.00
069107	0001	08/09/2016	A	2016/17 Patron mailing	03	300	1690	9600	000000	000	65.00
069120	0001	08/10/2016	A	2016/17 Program Ad sponsors	03	300	1690	9600	000000	000	985.00
069119	0001	08/11/2016	A	2016/17 Program Ad sponsors	03	300	1690	9600	000000	000	1,010.00
069126	0001	08/11/2016	A	2016/17 Patron mailing	03	300	1690	9600	000000	000	45.00
069127	0001	08/15/2016	A	2016/17 Program Ad sponsor	03	300	1690	9600	000000	000	250.00
069129	0001	08/15/2016	A	NWDAB Sp Tour Exp reimb	03	300	1690	9600	000000	000	700.00
069134	0001	08/15/2016	A	2016/17 Patron mailing	03	300	1690	9600	000000	000	255.00
069135	0001	08/15/2016	A	2016/17 Program Ads	03	300	1690	9600	000000	000	546.00
069138	0001	08/15/2016	A	2016/17 Program Ads	03	300	1690	9600	000000	000	1,625.00
069140	0001	08/16/2016	A	2016/17 Advertising	03	300	1690	9600	000000	000	625.00
069198	0001	08/19/2016	A	2016/17 Patron Mailing	03	300	1690	9600	000000	000	10.00
069170	0001	08/22/2016	A	2016/17 Patron mailing	03	300	1690	9600	000000	000	95.00
069173	0001	08/22/2016	A	2016/17 Program Ads	03	300	1690	9600	000000	000	2,539.00
069185	0001	08/23/2016	A	2016/17 Patron mailing	03	300	1690	9600	000000	000	25.00
069188	0001	08/23/2016	A	2016/17 Program Ads	03	300	1690	9600	000000	000	1,310.00
069191	0001	08/24/2016	A	Old scoreboard scrap	03	300	1690	9600	000000	000	450.00
069196	0001	08/24/2016	A	2016/17 Program Ads	03	300	1690	9600	000000	000	295.00
069197	0001	08/24/2016	A	2016/17 Patron mailing	03	300	1690	9600	000000	000	200.00
069199	0001	08/25/2016	A	2016/17 Patron Mailings	03	300	1690	9600	000000	000	160.00
069203	0001	08/25/2016	A	2016/17 Advertising	03	300	1690	9600	000000	000	2,000.00
069204	0001	08/26/2016	A	2016/17 Patron Mailing	03	300	1690	9600	000000	000	10.00
069206	0001	08/26/2016	A	2016 Fall season tickets	03	300	1690	9600	000000	000	75.00
069209	0001	08/26/2016	A	2016/17 Program Ads	03	300	1690	9600	000000	000	195.00
069211	0001	08/26/2016	A	2016/17 Program Ads	03	300	1690	9600	000000	000	320.00
069229	0001	08/29/2016	A	2016/17 Program Ads	03	300	1690	9600	000000	000	195.00
069233	0001	08/29/2016	A	2016/17 Program Ad	03	300	1690	9600	000000	000	1,890.00
069220	0001	08/31/2016	A	2016 Fall season tickets	03	300	1690	9600	000000	000	75.00-

RCPT CODE SUB-TOTAL: 18,050.00

069136	0001	08/15/2016	A	Donation - Coldwell Banker	03	300	1820	9600	000000	000	650.00
--------	------	------------	---	----------------------------	----	-----	------	------	--------	-----	--------

RCPT CODE SUB-TOTAL: 650.00

069114	0001	08/08/2016	A	Girls' Golf Invit Entry Fee	03	300	1890	9600	000000	706	400.00
069108	0001	08/09/2016	A	Girls' Golf Invit Entry Fee	03	300	1890	9600	000000	706	550.00
069109	0001	08/09/2016	A	Boys' Golf Invit Entry Fee	03	300	1890	9600	000000	706	270.00
069110	0001	08/09/2016	A	Girls' JV Golf Invit Entry Fee	03	300	1890	9600	000000	706	175.00
069128	0001	08/15/2016	A	Boy/Girl Golf Invit Entry Fee	03	300	1890	9600	000000	706	645.00
069156	0001	08/17/2016	A	Cross Country Camp fees	03	300	1890	9600	000000	701	7,910.00
069186	0001	08/23/2016	A	2016 B/G Golf Entry Fees	03	300	1890	9600	000000	706	380.00
069187	0001	08/23/2016	A	2016 B/G Golf Entry Fees	03	300	1890	9600	000000	706	470.00

STATUS (STS) CODES:

A-RECEIPT B-REFUND OF RECEIPT V-VOID REFUND OF RECEIPT X-REDUCTION OF EXPENDITURE  
 C-APPROPRIATION OR BUDGET MODIFICATIONS D-EXPENSE/SUPPLIES DISTRIBUTION F-FUND TO FUND TRANSFER

DATE: 09/02/2016  
TIME: 10:18

LEXINGTON LOCAL SCHOOLS  
TRANS. BY FUND/RCPT, ALL FUNDS  
DATES 08/01/2016 THRU 08/31/2016  
SORTED BY TRANSACTION DATE

PAGE: 12  
(RECLD)

TRANS NO	ITEM NO	TRANS DATE	STS	DESCRIPTION OR SOURCE	TI	FUND	RCPT	SPCC	SUBJ	OPU	TRANS AMOUNT
069200	0001	08/25/2016	A	2016 Golf Invit fee	03	300	1890	9600	000000	706	270.00
069232	0001	08/29/2016	A	Boys/Girls Golf Entry fees	03	300	1890	9600	000000	706	645.00
RCPT CODE SUB-TOTAL:											11,715.00
FUND CODE SUB-TOTAL:											40,649.00
069217	0001	08/25/2016	A	IDEA-B Revenue	03	516	4220	9016	000000	000	3,316.23
RCPT CODE SUB-TOTAL:											3,316.23
FUND CODE SUB-TOTAL:											3,316.23
069216	0001	08/25/2016	A	Title I Revenue	03	572	4220	9016	000000	000	17,474.67
RCPT CODE SUB-TOTAL:											17,474.67
FUND CODE SUB-TOTAL:											17,474.67
GRAND TOTAL:											3,000,343.50

STATUS (STS) CODES:

A-RECEIPT B-REFUND OF RECEIPT V-VOID REFUND OF RECEIPT X-REDUCTION OF EXPENDITURE  
C-APPROPRIATION OR BUDGET MODIFICATIONS D-EXPENSE/SUPPLIES DISTRIBUTION F-FUND TO FUND TRANSFER

Date: 09/02/16  
 Time: 10:19 am

LEXINGTON LOCAL SCHOOLS  
 Revenue Account Summary  
 SORTED BY FUND-SCC/ACCT

Page: 1  
 (REVSUM)

	FYTD Receivable	FYTD Actual Receipts	MTD Actual Receipts	YTD Actual Receipts	FYTD Balance Receivable	FYTD Percent Received
--	--------------------	----------------------------	---------------------------	---------------------------	-------------------------------	-----------------------------

*****TOTAL FOR FUND-SCC 001 0000 (GENERAL FUND):	23,175,551.00	6,754,770.01	2,521,267.02	18,949,300.46	16,420,780.99	29.15
--	---------------	--------------	--------------	---------------	---------------	-------

*****TOTAL FOR FUND-SCC 001 9412 (GENERAL BUDGET RESERVE SET-ASIDE-1%/BWC):	0.00	0.00	0.00	0.00	0.00	0.00
---	------	------	------	------	------	------

*****TOTAL FOR FUND-SCC 001 9900 (FINGERPRINT PAYMENT CLEARING ACCOUNT):	0.00	0.00	0.00	0.00	0.00	0.00
--	------	------	------	------	------	------

*****TOTAL FOR FUND-SCC 002 0000 (BOND RETIREMENT FUND):	0.00	0.00	0.00	0.00	0.00	0.00
--	------	------	------	------	------	------

*****TOTAL FOR FUND-SCC 003 0000 (PERMANENT IMPROVEMENT FUND):	689,483.00	266,031.87	49,191.87	648,186.08	423,451.13	38.58
--	------------	------------	-----------	------------	------------	-------

*****TOTAL FOR FUND-SCC 006 0000 (FOOD SERVICE FUND):	731,825.00	27,856.64	27,808.64	484,661.06	703,968.36	3.81
---	------------	-----------	-----------	------------	------------	------

*****TOTAL FOR FUND-SCC 007 9003 (FRAN & WARREN RUPP SCHOLARSHIP):	0.00	0.00	0.00	0.00	0.00	0.00
--	------	------	------	------	------	------

*****TOTAL FOR FUND-SCC 007 9100 (LEXINGTON MINUTEMEN ACADEMIC SCHOLARSHIP FUND):	18,507.00	21.45	14.35	16,528.31	18,485.55	0.12
---	-----------	-------	-------	-----------	-----------	------

*****TOTAL FOR FUND-SCC 007 9800 (TERRY McCAMMON SCHOLARSHIP FUND):	38.00	15.75	10.54	41.08	22.25	41.45
---	-------	-------	-------	-------	-------	-------

*****TOTAL FOR FUND-SCC 007 9801 (MINUTEMAN ALUMNI SCHOLARSHIP FUND):	6.00	2.32	1.55	6.04	3.68	38.67
---	------	------	------	------	------	-------

\*\*\* NOTE!! ONLY ACTIVE ACCOUNTS HAVE BEEN SELECTED, TOTALS MAY EXCLUDE AMOUNTS THAT ARE RELATED TO INACTIVE ACCOUNTS. \*\*\*

LEXINGTON LOCAL SCHOOLS  
 Revenue Account Summary  
 SORTED BY FUND-SCC/ACCT

	FYTD Receivable	FYTD Actual Receipts	MTD Actual Receipts	YTD Actual Receipts	FYTD Balance Receivable	FYTD Percent Received
*****TOTAL FOR FUND-SCC 007 9999 (LEXINGTON SCHOOLS TRUST FUND):	0.00	0.00	0.00	0.00	0.00	0.00
*****TOTAL FOR FUND-SCC 018 9100 (HIGH SCHOOL PRINCIPAL'S FUND):	9,669.00	167.05	167.05	7,142.55	9,501.95	1.73
*****TOTAL FOR FUND-SCC 018 9200 (JUNIOR HIGH PRINCIPAL'S FUND):	5,765.00	4,592.00	4,592.00	5,983.89	1,173.00	79.65
*****TOTAL FOR FUND-SCC 018 9300 (EASTERN PRINCIPAL'S FUND):	5,788.00	296.84	296.84	5,922.00	5,491.16	5.13
*****TOTAL FOR FUND-SCC 018 9301 (EASTERN ELEMENTARY BOOKFAIR/BOXTOPS FUND):	4,789.00	0.00	0.00	4,788.56	4,789.00	0.00
*****TOTAL FOR FUND-SCC 018 9302 (EASTERN ELEMENTARY MATH):	1,241.00	0.00	0.00	260.00	1,241.00	0.00
*****TOTAL FOR FUND-SCC 018 9400 (CENTRAL PRINCIPAL'S FUND):	4,508.00	557.40	557.40	2,922.50	3,950.60	12.36
*****TOTAL FOR FUND-SCC 018 9401 (CENTRAL ELEMENTARY BOOKFAIR FUND):	6,049.00	0.00	0.00	2,843.19	6,049.00	0.00
*****TOTAL FOR FUND-SCC 018 9402 (CENTRAL ELEMENTARY ART):	7.00	0.00	0.00	7.00	7.00	0.00
*****TOTAL FOR FUND-SCC 018 9500 (WESTERN PRINCIPAL'S FUND):	6,705.00	2,442.22	2,442.22	5,691.67	4,262.78	36.42

\*\*\* NOTE!! ONLY ACTIVE ACCOUNTS HAVE BEEN SELECTED, TOTALS MAY EXCLUDE AMOUNTS THAT ARE RELATED TO INACTIVE ACCOUNTS. \*\*\*

LEXINGTON LOCAL SCHOOLS  
 Revenue Account Summary  
 SORTED BY FUND-SCC/ACCT

	FYTD Receivable	FYTD Actual Receipts	MTD Actual Receipts	YTD Actual Receipts	FYTD Balance Receivable	FYTD Percent Received
*****TOTAL FOR FUND-SCC 018 9501 (WESTERN ELEMENTARY BOOKFAIR/BOXTOPS FUND):	7,070.00	0.00	0.00	3,914.10	7,070.00	0.00
*****TOTAL FOR FUND-SCC 018 9502 (HIGH SCHOOL ACADEMIC BOOSTERS FUND):	0.00	0.00	0.00	0.00	0.00	0.00
*****TOTAL FOR FUND-SCC 018 9503 (WESTERN ELEMENTARY ART):	0.00	0.00	0.00	0.00	0.00	0.00
*****TOTAL FOR FUND-SCC 018 9602 (JUNIOR HIGH ACADEMIC BOOSTERS FUND):	0.00	0.00	0.00	0.00	0.00	0.00
*****TOTAL FOR FUND-SCC 018 9901 (JUNIOR HIGH TEACHER ADVISORY FUND):	0.00	0.00	0.00	0.00	0.00	0.00
*****TOTAL FOR FUND-SCC 019 9001 (ACADEMIC BOOSTERS GRANTS):	0.00	0.00	0.00	0.00	0.00	0.00
*****TOTAL FOR FUND-SCC 019 9121 (CENTRAL ELEMENTARY PTO GRANTS):	1,739.00	21.79	14.11	165.32	1,717.21	1.25
*****TOTAL FOR FUND-SCC 019 9122 (EASTERN ELEMENTARY PTO GRANTS):	1,739.00	21.81	14.11	165.30	1,717.19	1.25
*****TOTAL FOR FUND-SCC 019 9123 (WESTERN ELEMENTARY PTO GRANTS):	1,739.00	21.80	14.11	165.33	1,717.20	1.25
*****TOTAL FOR FUND-SCC 019 9200 (RICHLAND COUNTY FOUNDATION GRANT PLAYGROUND):	0.00	0.00	0.00	0.00	0.00	0.00

\*\*\* NOTE!! ONLY ACTIVE ACCOUNTS HAVE BEEN SELECTED, TOTALS MAY EXCLUDE AMOUNTS THAT ARE RELATED TO INACTIVE ACCOUNTS. \*\*\*

	FYTD Receivable	FYTD Actual Receipts	MTD Actual Receipts	YTD Actual Receipts	FYTD Balance Receivable	FYTD Percent Received
*****TOTAL FOR FUND-SCC 019 9201 (RICHLAND COUNTY FOUNDATION GRANT CENTRAL PRID):	0.00	0.00	0.00	0.00	0.00	0.00
*****TOTAL FOR FUND-SCC 019 9202 (RICHLAND COUNTY FOUNDATION GRANT-HENSEL FY15 ):	0.00	0.00	0.00	0.00	0.00	0.00
*****TOTAL FOR FUND-SCC 019 9204 (RICHLAND COUNTY FOUNDATION GRANT-PELPHREY 15 ):	0.00	0.00	0.00	0.00	0.00	0.00
*****TOTAL FOR FUND-SCC 019 9205 (RICHLAND CO FOUNDATION GRANT-STAINED GLASS 16):	0.00	0.00	0.00	0.00	0.00	0.00
*****TOTAL FOR FUND-SCC 019 9206 (RICHLAND CO FOUNDATION GRANT-SEASONAL SCIE 16):	0.00	0.00	0.00	41.37-	0.00	0.00
*****TOTAL FOR FUND-SCC 019 9207 (RICHLAND CO FOUNDATION-SCORE COMMON CORE 16):	0.00	0.00	0.00	219.18-	0.00	0.00
*****TOTAL FOR FUND-SCC 019 9208 (RICHLAND CO FOUND-BUILD A COMM OF READERS):	0.00	0.00	0.00	0.00	0.00	0.00
*****TOTAL FOR FUND-SCC 019 9209 (RICH CO FOUND-LEARN TO READ FOR A LIFETIME):	0.00	0.00	0.00	0.00	0.00	0.00
*****TOTAL FOR FUND-SCC 019 9210 (RICH CO FOUND-MULTI-SENS APPROACH TO LEARNING):	0.00	0.00	0.00	0.00	0.00	0.00
*****TOTAL FOR FUND-SCC 019 9211 (RICH CO FOUND-BEE AWARENESS):	0.00	0.00	0.00	0.00	0.00	0.00

\*\*\* NOTE!! ONLY ACTIVE ACCOUNTS HAVE BEEN SELECTED, TOTALS MAY EXCLUDE AMOUNTS THAT ARE RELATED TO INACTIVE ACCOUNTS. \*\*\*

Date: 09/02/16  
Time: 10:19 am

LEXINGTON LOCAL SCHOOLS  
Revenue Account Summary  
SORTED BY FUND-SCC/ACCT

Page: 5  
(REVSUM)

	FYTD Receivable	FYTD Actual Receipts	MTD Actual Receipts	YTD Actual Receipts	FYTD Balance Receivable	FYTD Percent Received
****TOTAL FOR FUND-SCC 019 9212 (RICH CO FOUND-DONT LET THE PIGEON STOP TALK):	0.00	0.00	0.00	0.00	0.00	0.00
****TOTAL FOR FUND-SCC 019 9303 (OHIO POWER GRANT (BERRY)):	0.00	0.00	0.00	0.00	0.00	0.00
****TOTAL FOR FUND-SCC 019 9500 (DOLLAR GENERAL LIT FOUND - YOUTH LIT FY16):	0.00	0.00	0.00	0.00	0.00	0.00
****TOTAL FOR FUND-SCC 019 9616 (WALMART TEACHER OF THE YEAR-DANIELLE SAVAGE):	0.00	0.00	0.00	0.00	0.00	0.00
****TOTAL FOR FUND-SCC 022 9601 (OHSAA TOURNAMENT AGENCY FUND):	58,337.00	0.00	0.00	53,295.84	58,337.00	0.00
****TOTAL FOR FUND-SCC 024 0000 (EMPLOYEE BENEFITS FUND FOR MEDICAL/DENTAL):	3,571,627.00	658,644.01	329,739.47	2,677,888.80	2,912,982.99	18.44
****TOTAL FOR FUND-SCC 200 9101 (HIGH SCHOOL ART CLUB):	0.00	0.00	0.00	0.00	0.00	0.00
****TOTAL FOR FUND-SCC 200 9102 (HIGH SCHOOL DRAMA CLUB):	14,792.00	0.00	0.00	14,792.00	14,792.00	0.00
****TOTAL FOR FUND-SCC 200 9103 (HIGH SCHOOL MATH CLUB):	0.00	0.00	0.00	0.00	0.00	0.00
****TOTAL FOR FUND-SCC 200 9104 (HIGH SCHOOL LEADERSHIP COUNCIL):	400.00	0.00	0.00	400.00	400.00	0.00

\*\*\* NOTE!! ONLY ACTIVE ACCOUNTS HAVE BEEN SELECTED, TOTALS MAY EXCLUDE AMOUNTS THAT ARE RELATED TO INACTIVE ACCOUNTS. \*\*\*

LEXINGTON LOCAL SCHOOLS  
 Revenue Account Summary  
 SORTED BY FUND-SCC/ACCT

	FYTD Receivable	FYTD Actual Receipts	MTD Actual Receipts	YTD Actual Receipts	FYTD Balance Receivable	FYTD Percent Received
*****TOTAL FOR FUND-SCC 200 9105 (HIGH SCHOOL FRENCH CLUB):	165.00	0.00	0.00	0.00	165.00	0.00
*****TOTAL FOR FUND-SCC 200 9107 (HIGH SCHOOL SPANISH CLUB):	1,040.00	0.00	0.00	0.00	1,040.00	0.00
*****TOTAL FOR FUND-SCC 200 9108 (HIGH SCHOOL LEO CLUB):	847.00	0.00	0.00	94.72	847.00	0.00
*****TOTAL FOR FUND-SCC 200 9114 (HIGH SCHOOL STUDENT COUNCIL FUND):	1,115.00	0.00	0.00	330.00	1,115.00	0.00
*****TOTAL FOR FUND-SCC 200 9115 (HIGH SCHOOL KEY CLUB):	712.00	0.00	0.00	252.06	712.00	0.00
*****TOTAL FOR FUND-SCC 200 9116 (HIGH SCHOOL CHESS CLUB):	91.00	0.00	0.00	51.00	91.00	0.00
*****TOTAL FOR FUND-SCC 200 9119 (HIGH SCHOOL YEARBOOK FUND):	15,695.00	2,730.00	2,730.00	10,695.00	12,965.00	17.39
*****TOTAL FOR FUND-SCC 200 9120 (HIGH SCHOOL JOURNALISM FUND):	0.00	0.00	0.00	0.00	0.00	0.00
*****TOTAL FOR FUND-SCC 200 9121 (HIGH SCHOOL NATIONAL HONOR SOCIETY):	1,118.00	0.00	0.00	818.00	1,118.00	0.00
*****TOTAL FOR FUND-SCC 200 9160 (HIGH SCHOOL GERMAN CLUB):	0.00	0.00	0.00	0.00	0.00	0.00

\*\*\* NOTE!! ONLY ACTIVE ACCOUNTS HAVE BEEN SELECTED, TOTALS MAY EXCLUDE AMOUNTS THAT ARE RELATED TO INACTIVE ACCOUNTS. \*\*\*



LEXINGTON LOCAL SCHOOLS  
 Revenue Account Summary  
 SORTED BY FUND-SCC/ACCT

	FYTD Receivable	FYTD Actual Receipts	MTD Actual Receipts	YTD Actual Receipts	FYTD Balance Receivable	FYTD Percent Received
*****TOTAL FOR FUND-SCC 200 9201 (JUNIOR HIGH ART CLUB):	0.00	0.00	0.00	0.00	0.00	0.00
*****TOTAL FOR FUND-SCC 200 9204 (JUNIOR HIGH STUDENT COUNCIL FUND):	1,124.00	0.00	0.00	619.98	1,124.00	0.00
*****TOTAL FOR FUND-SCC 200 9205 (JUNIOR HIGH LIBRARY CLUB):	0.00	0.00	0.00	0.00	0.00	0.00
*****TOTAL FOR FUND-SCC 200 9301 (EASTERN ELEMENTARY STUDENT ACTIVITY FUND):	1,839.00	0.00	0.00	914.19	1,839.00	0.00
*****TOTAL FOR FUND-SCC 200 9401 (CENTRAL ELEMENTARY STUDENT ACTIVITY FUND):	0.00	0.00	0.00	0.00	0.00	0.00
*****TOTAL FOR FUND-SCC 200 9611 (HIGH SCHOOL INFORMED TEENS FUND):	54.00	53.63-	53.63-	0.00	107.63	99.31-
*****TOTAL FOR FUND-SCC 200 9612 (JUNIOR HIGH INFORMED TEENS FUND):	475.00	95.95	95.95	570.83	379.05	20.20
*****TOTAL FOR FUND-SCC 300 9015 (NETWORK CONNECTIVITY FY9015):	0.00	0.00	0.00	0.00	0.00	0.00
*****TOTAL FOR FUND-SCC 300 9106 (HIGH SCHOOL INTRAMURALS):	0.00	0.00	0.00	0.00	0.00	0.00
*****TOTAL FOR FUND-SCC 300 9115 (JAZZ BAND):	1,337.00	0.00	0.00	1,337.00	1,337.00	0.00

\*\*\* NOTE!! ONLY ACTIVE ACCOUNTS HAVE BEEN SELECTED, TOTALS MAY EXCLUDE AMOUNTS THAT ARE RELATED TO INACTIVE ACCOUNTS. \*\*\*

	FYTD Receivable	FYTD Actual Receipts	MTD Actual Receipts	YTD Actual Receipts	FYTD Balance Receivable	FYTD Percent Received
*****TOTAL FOR FUND-SCC 300 9116 (CHOIR):	100.00	0.00	0.00	0.00	100.00	0.00
*****TOTAL FOR FUND-SCC 300 9206 (JUNIOR HIGH PHYS ED DEPARTMENT FUND):	3,400.00	0.00	0.00	1,800.00	3,400.00	0.00
*****TOTAL FOR FUND-SCC 300 9210 (JR HIGH INSTRUMENTAL):	0.00	0.00	0.00	0.00	0.00	0.00
*****TOTAL FOR FUND-SCC 300 9600 (ATHLETIC FUND):	217,500.00	68,914.00	40,649.00	133,756.34	148,586.00	31.68
*****TOTAL FOR FUND-SCC 300 9601 (ATHLETIC TOURNAMENT FUND):	0.00	0.00	0.00	0.00	0.00	0.00
*****TOTAL FOR FUND-SCC 300 9602 (ORCHESTRA):	0.00	0.00	0.00	0.00	0.00	0.00
*****TOTAL FOR FUND-SCC 300 9603 (ELEMENTARY MUSIC):	0.00	0.00	0.00	0.00	0.00	0.00
*****TOTAL FOR FUND-SCC 300 9605 (BAND):	0.00	0.00	0.00	0.00	0.00	0.00
*****TOTAL FOR FUND-SCC 451 9013 (NETWORK CONNECTIVITY - FY 2013):	0.00	0.00	0.00	0.00	0.00	0.00
*****TOTAL FOR FUND-SCC 451 9015 (Network Connectivity FY 2015):	0.00	0.00	0.00	0.00	0.00	0.00

\*\*\* NOTE!! ONLY ACTIVE ACCOUNTS HAVE BEEN SELECTED, TOTALS MAY EXCLUDE AMOUNTS THAT ARE RELATED TO INACTIVE ACCOUNTS. \*\*\*

LEXINGTON LOCAL SCHOOLS  
 Revenue Account Summary  
 SORTED BY FUND-SCC/ACCT

	FYTD Receivable	FYTD Actual Receipts	MTD Actual Receipts	YTD Actual Receipts	FYTD Balance Receivable	FYTD Percent Received
*****TOTAL FOR FUND-SCC 451 9016 (Network Connectivity FY 2016):	0.00	0.00	0.00	4,500.00	0.00	0.00
*****TOTAL FOR FUND-SCC 451 9017 (Network Connectivity FY 2017):	9,000.00	0.00	0.00	0.00	9,000.00	0.00
*****TOTAL FOR FUND-SCC 506 9012 (RACE TO THE TOP GRANT FY12):	0.00	0.00	0.00	0.00	0.00	0.00
*****TOTAL FOR FUND-SCC 506 9013 (RACE TO THE TOP GRANT FY13):	0.00	0.00	0.00	0.00	0.00	0.00
*****TOTAL FOR FUND-SCC 506 9014 (RACE TO THE TOP GRANT FY14):	0.00	0.00	0.00	0.00	0.00	0.00
*****TOTAL FOR FUND-SCC 506 9015 (RACE TO THE TOP GRANT FY15):	0.00	0.00	0.00	0.00	0.00	0.00
*****TOTAL FOR FUND-SCC 506 9913 (OHIO RESIDENT EDUCATOR PROGRAM):	0.00	0.00	0.00	0.00	0.00	0.00
*****TOTAL FOR FUND-SCC 506 9914 (OHIO RESIDENT EDUCATOR PROGRAM):	0.00	0.00	0.00	0.00	0.00	0.00
*****TOTAL FOR FUND-SCC 516 9013 (IDEA-B SPECIAL EDUCATION FY13):	0.00	0.00	0.00	0.00	0.00	0.00
*****TOTAL FOR FUND-SCC 516 9014 (IDEA-B SPECIAL EDUCATION FY14):	0.00	0.00	0.00	0.00	0.00	0.00

\*\*\* NOTE!! ONLY ACTIVE ACCOUNTS HAVE BEEN SELECTED, TOTALS MAY EXCLUDE AMOUNTS THAT ARE RELATED TO INACTIVE ACCOUNTS. \*\*\*

LEXINGTON LOCAL SCHOOLS  
 Revenue Account Summary  
 SORTED BY FUND-SCC/ACCT

FYTD Receivable	FYTD Actual Receipts	MTD Actual Receipts	YTD Actual Receipts	FYTD Balance Receivable	FYTD Percent Received
--------------------	----------------------------	---------------------------	---------------------------	-------------------------------	-----------------------------

\*\*\*\*\*TOTAL FOR FUND-SCC 516 9015 (IDEA-B SPECIAL EDUCATION FY15):  
 0.00                      0.00                      0.00                      0.00                      0.00                      0.00

\*\*\*\*\*TOTAL FOR FUND-SCC 516 9016 (IDEA-B SPECIAL EDUCATION FY16):  
 5,900.81                      5,900.81                      3,316.23                      289,519.23                      0.00                      100.00

\*\*\*\*\*TOTAL FOR FUND-SCC 516 9017 (IDEA-B SPECIAL EDUCATION FY17):  
 425,089.03                      0.00                      0.00                      0.00                      425,089.03                      0.00

\*\*\*\*\*TOTAL FOR FUND-SCC 551 9013 (TITLE III LEP FY13):  
 0.00                      0.00                      0.00                      0.00                      0.00                      0.00

\*\*\*\*\*TOTAL FOR FUND-SCC 572 9013 (TITLE I TARGETED ASSISTANCE FY13):  
 0.00                      0.00                      0.00                      0.00                      0.00                      0.00

\*\*\*\*\*TOTAL FOR FUND-SCC 572 9014 (TITLE I FY14):  
 0.00                      0.00                      0.00                      0.00                      0.00                      0.00

\*\*\*\*\*TOTAL FOR FUND-SCC 572 9015 (TITLE I FY15):  
 0.00                      0.00                      0.00                      0.00                      0.00                      0.00

\*\*\*\*\*TOTAL FOR FUND-SCC 572 9016 (TITLE I FY16):  
 164,101.62                      28,741.31                      17,474.67                      168,466.81                      135,360.31                      17.51

\*\*\*\*\*TOTAL FOR FUND-SCC 572 9017 (TITLE I FY17):  
 289,101.99                      0.00                      0.00                      0.00                      289,101.99                      0.00

\*\*\*\*\*TOTAL FOR FUND-SCC 587 9015 (EARLY CHILDHOOD SPECIAL EDUCATION IDEA FY15):  
 0.00                      0.00                      0.00                      0.00                      0.00                      0.00

\*\*\* NOTE!! ONLY ACTIVE ACCOUNTS HAVE BEEN SELECTED, TOTALS MAY EXCLUDE AMOUNTS THAT ARE RELATED TO INACTIVE ACCOUNTS. \*\*\*

	FYTD Receivable	FYTD Actual Receipts	MTD Actual Receipts	YTD Actual Receipts	FYTD Balance Receivable	FYTD Percent Received
*****TOTAL FOR FUND-SCC 587 9016 (EARLY CHILDHOOD SPECIAL EDUCATION IDEA FY16):	1,073.28	0.00	0.00	1,386.53	1,073.28	0.00
*****TOTAL FOR FUND-SCC 587 9017 (EARLY CHILDHOOD SPECIAL EDUCATION IDEA FY17):	2,968.86	0.00	0.00	0.00	2,968.86	0.00
*****TOTAL FOR FUND-SCC 590 9013 (TITLE II-A IMPROVING TEACHER QUALITY FY13):	0.00	0.00	0.00	0.00	0.00	0.00
*****TOTAL FOR FUND-SCC 590 9014 (TITLE II-A IMPROVING TEACHER QUALITY FY14):	0.00	0.00	0.00	0.00	0.00	0.00
*****TOTAL FOR FUND-SCC 590 9015 (TITLE II-A IMPROVING TEACHER QUALITY FY15):	0.00	0.00	0.00	0.00	0.00	0.00
*****TOTAL FOR FUND-SCC 590 9016 (TITLE II-A IMPROVING TEACHER QUALITY FY16):	0.00	0.00	0.00	19,581.70	0.00	0.00
*****TOTAL FOR FUND-SCC 590 9017 (TITLE II-A IMPROVING TEACHER QUALITY FY17):	41,441.30	0.00	0.00	0.00	41,441.30	0.00
*****TOTAL FOR FUND-SCC 599 9013 (NATIONAL SCHOOL LUNCH EXPANSION GRANT FY13):	0.00	0.00	0.00	0.00	0.00	0.00
*****TOTAL FOR FUND-SCC 599 9015 (CHILD NUTRITION - TEAM NUTRITION GRANT):	0.00	0.00	0.00	0.00	0.00	0.00
*****GRAND TOTALS:	29,502,662.89	7,821,791.40	3,000,343.50	23,519,504.72	21,680,871.49	26.51

\*\*\* NOTE!! ONLY ACTIVE ACCOUNTS HAVE BEEN SELECTED, TOTALS MAY EXCLUDE AMOUNTS THAT ARE RELATED TO INACTIVE ACCOUNTS. \*\*\*

LEXINGTON LOCAL SCHOOLS  
 Appropriation Account Summary  
 SORTED BY FUND-SCC

FYTD Appropriated	Prior FY Carryover Encumbrances	FYTD Expendable	FYTD Actual Expenditures	MTD Actual Expenditures	Current + Future Encumbrances	FYTD Remaining Balance	FYTD Percent Exp/Enc
*****TOTAL FOR FUND-SCC 001 0000 (GENERAL FUND):							
11,343,161.00	173,916.95	11,517,077.95	3,538,277.65	2,013,626.14	2,214,585.63	5,764,214.67	49.95
*****TOTAL FOR FUND-SCC 001 9412 (GENERAL BUDGET RESERVE SET-ASIDE-1Z/BWC):							
0.00	0.00	0.00	0.00	0.00	0.00	0.00	0.00
*****TOTAL FOR FUND-SCC 001 9800 (FINGERPRINT PAYMENT CLEARING ACCOUNT):							
0.00	0.00	0.00	0.00	0.00	0.00	0.00	0.00
*****TOTAL FOR FUND-SCC 002 0000 (BOND RETIREMENT FUND):							
0.00	0.00	0.00	0.00	0.00	0.00	0.00	0.00
*****TOTAL FOR FUND-SCC 003 0000 (PERMANENT IMPROVEMENT FUND):							
481,786.00	3,976.95	485,762.95	466,284.86	243,667.68	183,656.84	164,178.75-	133.80
*****TOTAL FOR FUND-SCC 006 0000 (FOOD SERVICE FUND):							
373,179.00	0.00	373,179.00	99,306.02	58,434.06	230,820.67	43,052.31	88.46
*****TOTAL FOR FUND-SCC 007 9003 (FRAN & WARREN RUPP SCHOLARSHIP):							
0.00	0.00	0.00	0.00	0.00	0.00	0.00	0.00
*****TOTAL FOR FUND-SCC 007 9100 (LEXINGTON MINUTEMEN ACADEMIC SCHOLARSHIP FUND):							
0.00	0.00	0.00	0.00	0.00	5,000.00	5,000.00-	0.00
*****TOTAL FOR FUND-SCC 007 9800 (TERRY McCAMMON SCHOLARSHIP FUND):							
750.00	0.00	750.00	0.00	0.00	0.00	750.00	0.00
*****TOTAL FOR FUND-SCC 007 9801 (MINUTEMAN ALUMNI SCHOLARSHIP FUND):							
750.00	0.00	750.00	0.00	0.00	0.00	750.00	0.00

\*\*\* NOTE!! ONLY ACTIVE ACCOUNTS HAVE BEEN SELECTED, TOTALS MAY EXCLUDE AMOUNTS THAT ARE RELATED TO INACTIVE ACCOUNTS. \*\*\*

LEXINGTON LOCAL SCHOOLS  
 Appropriation Account Summary  
 SORTED BY FUND-SCC

FYTD Appropriated	Prior FY Carryover Encumbrances	FYTD Expendable	FYTD Actual Expenditures	MTD Actual Expenditures	Current + Future Encumbrances	FYTD Remaining Balance	FYTD Percent Exp/Enc
*****TOTAL FOR FUND-SCC 007 9999 (LEXINGTON SCHOOLS TRUST FUND):							
0.00	0.00	0.00	0.00	0.00	0.00	0.00	0.00
*****TOTAL FOR FUND-SCC 018 9100 (HIGH SCHOOL PRINCIPAL'S FUND):							
7,251.00	0.00	7,251.00	208.75	163.75	3,376.25	3,666.00	49.44
*****TOTAL FOR FUND-SCC 018 9200 (JUNIOR HIGH PRINCIPAL'S FUND):							
4,289.00	280.00	4,569.00	0.00	0.00	7,760.00	3,191.00	169.84
*****TOTAL FOR FUND-SCC 018 9300 (EASTERN PRINCIPAL'S FUND):							
4,721.00	173.25	4,894.25	405.96	405.96	413.25	4,075.04	16.74
*****TOTAL FOR FUND-SCC 018 9301 (EASTERN ELEMENTARY BOOKFAIR/BOXTOPS FUND):							
2,751.00	0.00	2,751.00	0.00	0.00	4,000.00	1,249.00	145.40
*****TOTAL FOR FUND-SCC 018 9302 (EASTERN ELEMENTARY MATH):							
600.00	0.00	600.00	0.00	0.00	500.00	100.00	83.33
*****TOTAL FOR FUND-SCC 018 9400 (CENTRAL PRINCIPAL'S FUND):							
2,320.00	0.00	2,320.00	509.72	509.72	800.00	1,010.28	56.45
*****TOTAL FOR FUND-SCC 018 9401 (CENTRAL ELEMENTARY BOOKFAIR FUND):							
4,000.00	0.00	4,000.00	0.00	0.00	0.00	4,000.00	0.00
*****TOTAL FOR FUND-SCC 018 9402 (CENTRAL ELEMENTARY ART):							
753.00	0.00	753.00	0.00	0.00	0.00	753.00	0.00
*****TOTAL FOR FUND-SCC 018 9500 (WESTERN PRINCIPAL'S FUND):							
4,251.00	382.20	4,633.20	0.00	0.00	838.70	3,794.50	18.10

\*\*\* NOTE!! ONLY ACTIVE ACCOUNTS HAVE BEEN SELECTED, TOTALS MAY EXCLUDE AMOUNTS THAT ARE RELATED TO INACTIVE ACCOUNTS. \*\*\*

LEXINGTON LOCAL SCHOOLS  
 Appropriation Account Summary  
 SORTED BY FUND-SCC

FYTD Appropriated	Prior FY Carryover Encumbrances	FYTD Expendable	FYTD Actual Expenditures	MTD Actual Expenditures	Current + Future Encumbrances	FYTD Remaining Balance	FYTD Percent Exp/Enc
*****TOTAL FOR FUND-SCC 018 9501 (WESTERN ELEMENTARY BOOKFAIR/BOXTOPS FUND):							
4,200.00	0.00	4,200.00	0.00	0.00	0.00	4,200.00	0.00
*****TOTAL FOR FUND-SCC 018 9502 (HIGH SCHOOL ACADEMIC BOOSTERS FUND):							
0.00	0.00	0.00	0.00	0.00	0.00	0.00	0.00
*****TOTAL FOR FUND-SCC 018 9503 (WESTERN ELEMENTARY ART):							
402.00	0.00	402.00	0.00	0.00	0.00	402.00	0.00
*****TOTAL FOR FUND-SCC 018 9602 (JUNIOR HIGH ACADEMIC BOOSTERS FUND):							
0.00	0.00	0.00	0.00	0.00	0.00	0.00	0.00
*****TOTAL FOR FUND-SCC 018 9901 (JUNIOR HIGH TEACHER ADVISORY FUND):							
55.00	0.00	55.00	0.00	0.00	0.00	55.00	0.00
*****TOTAL FOR FUND-SCC 019 9001 (ACADEMIC BOOSTERS GRANTS):							
769.00	0.00	769.00	0.00	0.00	0.00	769.00	0.00
*****TOTAL FOR FUND-SCC 019 9121 (CENTRAL ELEMENTARY PTO GRANTS):							
2,062.00	82.80	2,144.80	315.80	315.80	82.80	1,746.20	18.58
*****TOTAL FOR FUND-SCC 019 9122 (EASTERN ELEMENTARY PTO GRANTS):							
2,306.00	0.00	2,306.00	0.00	0.00	0.00	2,306.00	0.00
*****TOTAL FOR FUND-SCC 019 9123 (WESTERN ELEMENTARY PTO GRANTS):							
2,250.00	0.00	2,250.00	1,699.50	1,699.50	0.00	550.50	75.53
*****TOTAL FOR FUND-SCC 019 9200 (RICHLAND COUNTY FOUNDATION GRANT PLAYGROUND):							
966.00	0.00	966.00	0.00	0.00	0.00	966.00	0.00

\*\*\* NOTE!! ONLY ACTIVE ACCOUNTS HAVE BEEN SELECTED, TOTALS MAY EXCLUDE AMOUNTS THAT ARE RELATED TO INACTIVE ACCOUNTS. \*\*\*



LEXINGTON LOCAL SCHOOLS  
 Appropriation Account Summary  
 SORTED BY FUND-SCC

FYTD Appropriated	Prior FY Carryover Encumbrances	FYTD Expendable	FYTD Actual Expenditures	MTD Actual Expenditures	Current + Future Encumbrances	FYTD Remaining Balance	FYTD Percent Exp/Enc
*****TOTAL FOR FUND-SCC 019 9201 (RICHLAND COUNTY FOUNDATION GRANT CENTRAL PRID):							
0.00	0.00	0.00	0.00	0.00	0.00	0.00	0.00
*****TOTAL FOR FUND-SCC 019 9202 (RICHLAND COUNTY FOUNDATION GRANT-HENSEL FY15 ):							
0.00	0.00	0.00	0.00	0.00	0.00	0.00	0.00
*****TOTAL FOR FUND-SCC 019 9204 (RICHLAND COUNTY FOUNDATION GRANT-PELPHREY 15 ):							
0.00	0.00	0.00	0.00	0.00	0.00	0.00	0.00
*****TOTAL FOR FUND-SCC 019 9205 (RICHLAND CO FOUNDATION GRANT-STAINED GLASS 16):							
0.00	0.00	0.00	0.00	0.00	0.00	0.00	0.00
*****TOTAL FOR FUND-SCC 019 9206 (RICHLAND CO FOUNDATION GRANT-SEASONAL SCIE 16):							
0.00	0.00	0.00	0.00	0.00	0.00	0.00	0.00
*****TOTAL FOR FUND-SCC 019 9207 (RICHLAND CO FOUNDATION-SCORE COMMON CORE 16):							
0.00	0.00	0.00	0.00	0.00	0.00	0.00	0.00
*****TOTAL FOR FUND-SCC 019 9208 (RICHLAND CO FOUND-BUILD A COMM OF READERS):							
0.00	0.00	0.00	239.33	239.33	294.87	534.20-	0.00
*****TOTAL FOR FUND-SCC 019 9209 (RICH CO FOUND-LEARN TO READ FOR A LIFETIME):							
0.00	0.00	0.00	0.00	0.00	0.00	0.00	0.00
*****TOTAL FOR FUND-SCC 019 9210 (RICH CO FOUND-MULTI-SENS APPROACH TO LEARNING):							
0.00	0.00	0.00	0.00	0.00	0.00	0.00	0.00
*****TOTAL FOR FUND-SCC 019 9211 (RICH CO FOUND-BEE AWARENESS):							
0.00	0.00	0.00	0.00	0.00	0.00	0.00	0.00

\*\*\* NOTE!! ONLY ACTIVE ACCOUNTS HAVE BEEN SELECTED, TOTALS MAY EXCLUDE AMOUNTS THAT ARE RELATED TO INACTIVE ACCOUNTS. \*\*\*

LEXINGTON LOCAL SCHOOLS  
 Appropriation Account Summary  
 SORTED BY FUND-SCC

FYTD Appropriated	Prior FY Carryover Encumbrances	FYTD Expendable	FYTD Actual Expenditures	MTD Actual Expenditures	Current + Future Encumbrances	FYTD Remaining Balance	FYTD Percent Exp/Enc
*****TOTAL FOR FUND-SCC 019 9212 (RICH CO FOUND-DONT LET THE PIGEON STOP TALK):							
0.00	0.00	0.00	0.00	0.00	0.00	0.00	0.00
*****TOTAL FOR FUND-SCC 019 9303 (OHIO POWER GRANT (BERRY)):							
0.00	0.00	0.00	0.00	0.00	0.00	0.00	0.00
*****TOTAL FOR FUND-SCC 019 9500 (DOLLAR GENERAL LIT FOUND - YOUTH LIT FY16):							
6.00	0.00	6.00	0.00	0.00	0.00	6.00	0.00
*****TOTAL FOR FUND-SCC 019 9616 (WALMART TEACHER OF THE YEAR-DANIELLE SAVAGE):							
0.00	0.00	0.00	0.00	0.00	0.00	0.00	0.00
*****TOTAL FOR FUND-SCC 022 9601 (OHSAA TOURNAMENT AGENCY FUND):							
29,611.00	0.00	29,611.00	80.00	80.00	0.00	29,531.00	0.27
*****TOTAL FOR FUND-SCC 024 0000 (EMPLOYEE BENEFITS FUND FOR MEDICAL/DENTAL):							
2,000,847.00	0.00	2,000,847.00	741,562.32	277,707.24	324,748.00	934,536.68	53.29
*****TOTAL FOR FUND-SCC 200 9101 (HIGH SCHOOL ART CLUB):							
47.00	0.00	47.00	0.00	0.00	0.00	47.00	0.00
*****TOTAL FOR FUND-SCC 200 9102 (HIGH SCHOOL DRAMA CLUB):							
4,037.00	0.00	4,037.00	346.35	0.00	250.00	3,440.65	14.77
*****TOTAL FOR FUND-SCC 200 9103 (HIGH SCHOOL MATH CLUB):							
0.00	0.00	0.00	0.00	0.00	0.00	0.00	0.00
*****TOTAL FOR FUND-SCC 200 9104 (HIGH SCHOOL LEADERSHIP COUNCIL):							
370.00	0.00	370.00	0.00	0.00	0.00	370.00	0.00

\*\*\* NOTE!! ONLY ACTIVE ACCOUNTS HAVE BEEN SELECTED, TOTALS MAY EXCLUDE AMOUNTS THAT ARE RELATED TO INACTIVE ACCOUNTS. \*\*\*

LEXINGTON LOCAL SCHOOLS  
 Appropriation Account Summary  
 SORTED BY FUND-SCC

FYTD Appropriated	Prior FY Carryover Encumbrances	FYTD Expendable	FYTD Actual Expenditures	MTD Actual Expenditures	Current + Future Encumbrances	FYTD Remaining Balance	FYTD Percent Exp/Enc
*****TOTAL FOR FUND-SCC 200 9105 (HIGH SCHOOL FRENCH CLUB):							
144.00	0.00	144.00	0.00	0.00	0.00	144.00	0.00
*****TOTAL FOR FUND-SCC 200 9107 (HIGH SCHOOL SPANISH CLUB):							
538.00	0.00	538.00	0.00	0.00	0.00	538.00	0.00
*****TOTAL FOR FUND-SCC 200 9108 (HIGH SCHOOL LEO CLUB):							
1,730.00	0.00	1,730.00	0.00	0.00	706.00	1,024.00	40.81
*****TOTAL FOR FUND-SCC 200 9114 (HIGH SCHOOL STUDENT COUNCIL FUND):							
575.00	14.17	589.17	19.25	19.25	494.92	75.00	87.27
*****TOTAL FOR FUND-SCC 200 9115 (HIGH SCHOOL KEY CLUB):							
873.00	0.00	873.00	0.00	0.00	0.00	873.00	0.00
*****TOTAL FOR FUND-SCC 200 9116 (HIGH SCHOOL CHESS CLUB):							
205.00	0.00	205.00	0.00	0.00	0.00	205.00	0.00
*****TOTAL FOR FUND-SCC 200 9119 (HIGH SCHOOL YEARBOOK FUND):							
15,190.00	8,353.70	23,543.70	0.00	0.00	8,353.70	15,190.00	35.48
*****TOTAL FOR FUND-SCC 200 9120 (HIGH SCHOOL JOURNALISM FUND):							
0.00	0.00	0.00	0.00	0.00	0.00	0.00	0.00
*****TOTAL FOR FUND-SCC 200 9121 (HIGH SCHOOL NATIONAL HONOR SOCIETY):							
1,243.00	0.00	1,243.00	385.00	0.00	600.00	258.00	79.24
*****TOTAL FOR FUND-SCC 200 9160 (HIGH SCHOOL GERMAN CLUB):							
23.00	0.00	23.00	0.00	0.00	0.00	23.00	0.00

\*\*\* NOTE!! ONLY ACTIVE ACCOUNTS HAVE BEEN SELECTED, TOTALS MAY EXCLUDE AMOUNTS THAT ARE RELATED TO INACTIVE ACCOUNTS. \*\*\*

LEXINGTON LOCAL SCHOOLS  
 Appropriation Account Summary  
 SORTED BY FUND-SCC

FYTD Appropriated	Prior FY Carryover Encumbrances	FYTD Expendable	FYTD Actual Expenditures	MTD Actual Expenditures	Current + Future Encumbrances	FYTD Remaining Balance	FYTD Percent Exp/Enc
*****TOTAL FOR FUND-SCC 200 9201 (JUNIOR HIGH ART CLUB):							
113.00	0.00	113.00	0.00	0.00	0.00	113.00	0.00
*****TOTAL FOR FUND-SCC 200 9204 (JUNIOR HIGH STUDENT COUNCIL FUND):							
856.00	0.00	856.00	0.00	0.00	200.00	656.00	23.36
*****TOTAL FOR FUND-SCC 200 9205 (JUNIOR HIGH LIBRARY CLUB):							
0.00	0.00	0.00	0.00	0.00	0.00	0.00	0.00
*****TOTAL FOR FUND-SCC 200 9301 (EASTERN ELEMENTARY STUDENT ACTIVITY FUND):							
933.00	0.00	933.00	0.00	0.00	500.00	433.00	53.59
*****TOTAL FOR FUND-SCC 200 9401 (CENTRAL ELEMENTARY STUDENT ACTIVITY FUND):							
0.00	0.00	0.00	0.00	0.00	0.00	0.00	0.00
*****TOTAL FOR FUND-SCC 200 9611 (HIGH SCHOOL INFORMED TEENS FUND):							
99.00	0.00	99.00	0.00	0.00	0.00	99.00	0.00
*****TOTAL FOR FUND-SCC 200 9612 (JUNIOR HIGH INFORMED TEENS FUND):							
252.00	0.00	252.00	0.00	0.00	0.00	252.00	0.00
*****TOTAL FOR FUND-SCC 300 9106 (HIGH SCHOOL INTRAMURALS):							
0.00	0.00	0.00	0.00	0.00	0.00	0.00	0.00
*****TOTAL FOR FUND-SCC 300 9115 (JAZZ BAND):							
750.00	0.00	750.00	0.00	0.00	0.00	750.00	0.00
*****TOTAL FOR FUND-SCC 300 9116 (CHOIR):							
750.00	0.00	750.00	0.00	0.00	250.00	500.00	33.33

\*\*\* NOTE!! ONLY ACTIVE ACCOUNTS HAVE BEEN SELECTED, TOTALS MAY EXCLUDE AMOUNTS THAT ARE RELATED TO INACTIVE ACCOUNTS. \*\*\*

LEXINGTON LOCAL SCHOOLS  
 Appropriation Account Summary  
 SORTED BY FUND-SCC

FYTD Appropriated	Prior FY Carryover Encumbrances	FYTD Expendable	FYTD Actual Expenditures	MTD Actual Expenditures	Current + Future Encumbrances	FYTD Remaining Balance	FYTD Percent Exp/Enc
*****TOTAL FOR FUND-SCC 300 9206 (JUNIOR HIGH PHYS ED DEPARTMENT FUND):							
1,800.00	0.00	1,800.00	434.51	434.51	2,515.49	1,150.00-	163.89
*****TOTAL FOR FUND-SCC 300 9210 (JR HIGH INSTRUMENTAL):							
0.00	0.00	0.00	0.00	0.00	0.00	0.00	0.00
*****TOTAL FOR FUND-SCC 300 9600 (ATHLETIC FUND):							
104,515.00	400.00	104,915.00	40,279.65	33,916.90	88,233.87	23,598.52-	122.49
*****TOTAL FOR FUND-SCC 300 9601 (ATHLETIC TOURNAMENT FUND):							
0.00	0.00	0.00	0.00	0.00	0.00	0.00	0.00
*****TOTAL FOR FUND-SCC 300 9602 (ORCHESTRA):							
32.00	0.00	32.00	0.00	0.00	0.00	32.00	0.00
*****TOTAL FOR FUND-SCC 300 9603 (ELEMENTARY MUSIC):							
650.00	0.00	650.00	0.00	0.00	0.00	650.00	0.00
*****TOTAL FOR FUND-SCC 300 9605 (BAND):							
115.00	0.00	115.00	0.00	0.00	0.00	115.00	0.00
*****TOTAL FOR FUND-SCC 451 9013 (NETWORK CONNECTIVITY - FY 2013):							
0.00	0.00	0.00	0.00	0.00	0.00	0.00	0.00
*****TOTAL FOR FUND-SCC 451 9015 (Network Connectivity FY 2015):							
0.00	0.00	0.00	0.00	0.00	0.00	0.00	0.00
*****TOTAL FOR FUND-SCC 451 9016 (Network Connectivity FY 2016):							
4,500.00	0.00	4,500.00	4,500.00	4,500.00	4,500.00	4,500.00-	200.00

\*\*\* NOTE!! ONLY ACTIVE ACCOUNTS HAVE BEEN SELECTED, TOTALS MAY EXCLUDE AMOUNTS THAT ARE RELATED TO INACTIVE ACCOUNTS. \*\*\*

LEXINGTON LOCAL SCHOOLS  
 Appropriation Account Summary  
 SORTED BY FUND-SCC

FYTD Appropriated	Prior FY Carryover Encumbrances	FYTD Expendable	FYTD Actual Expenditures	MTD Actual Expenditures	Current + Future Encumbrances	FYTD Remaining Balance	FYTD Percent Exp/Enc
*****TOTAL FOR FUND-SCC 451 9017 (Network Connectivity FY 2017):							
0.00	0.00	0.00	0.00	0.00	0.00	0.00	0.00
*****TOTAL FOR FUND-SCC 499 9101 (STATE GRANT 2001 READING IMPROV.INCENT-CENTRA):							
0.00	0.00	0.00	0.00	0.00	0.00	0.00	0.00
*****TOTAL FOR FUND-SCC 506 9012 (RACE TO THE TOP GRANT FY12):							
0.00	0.00	0.00	0.00	0.00	0.00	0.00	0.00
*****TOTAL FOR FUND-SCC 506 9013 (RACE TO THE TOP GRANT FY13):							
0.00	0.00	0.00	0.00	0.00	0.00	0.00	0.00
*****TOTAL FOR FUND-SCC 506 9014 (RACE TO THE TOP GRANT FY14):							
0.00	0.00	0.00	0.00	0.00	0.00	0.00	0.00
*****TOTAL FOR FUND-SCC 506 9015 (RACE TO THE TOP GRANT FY15):							
0.00	0.00	0.00	0.00	0.00	0.00	0.00	0.00
*****TOTAL FOR FUND-SCC 506 9913 (OHIO RESIDENT EDUCATOR PROGRAM):							
0.00	0.00	0.00	0.00	0.00	0.00	0.00	0.00
*****TOTAL FOR FUND-SCC 506 9914 (OHIO RESIDENT EDUCATOR PROGRAM):							
0.00	0.00	0.00	0.00	0.00	0.00	0.00	0.00
*****TOTAL FOR FUND-SCC 516 9013 (IDEA-B SPECIAL EDUCATION FY13):							
0.00	0.00	0.00	0.00	0.00	0.00	0.00	0.00
*****TOTAL FOR FUND-SCC 516 9014 (IDEA-B SPECIAL EDUCATION FY14):							
0.00	0.00	0.00	0.00	0.00	0.00	0.00	0.00

\*\*\* NOTE!! ONLY ACTIVE ACCOUNTS HAVE BEEN SELECTED, TOTALS MAY EXCLUDE AMOUNTS THAT ARE RELATED TO INACTIVE ACCOUNTS. \*\*\*

LEXINGTON LOCAL SCHOOLS  
 Appropriation Account Summary  
 SORTED BY FUND-SCC

FYTD Appropriated	Prior FY Carryover Encumbrances	FYTD Expendable	FYTD Actual Expenditures	MTD Actual Expenditures	Current + Future Encumbrances	FYTD Remaining Balance	FYTD Percent Exp/Enc
*****TOTAL FOR FUND-SCC 516 9015 (IDEA-B SPECIAL EDUCATION FY15):							
19,126.00	0.00	19,126.00	0.00	0.00	0.00	19,126.00	0.00
*****TOTAL FOR FUND-SCC 516 9016 (IDEA-B SPECIAL EDUCATION FY16):							
230,993.00	1,201.65	232,194.65	24,293.66	5,621.66	61,253.90	146,647.09	36.84
*****TOTAL FOR FUND-SCC 516 9017 (IDEA-B SPECIAL EDUCATION FY17):							
0.00	0.00	0.00	11,426.19	11,426.19	141,957.27	153,383.46-	0.00
*****TOTAL FOR FUND-SCC 551 9013 (TITLE III LEP FY13):							
0.00	0.00	0.00	0.00	0.00	0.00	0.00	0.00
*****TOTAL FOR FUND-SCC 572 9013 (TITLE I TARGETED ASSISTANCE FY13):							
0.00	0.00	0.00	0.00	0.00	0.00	0.00	0.00
*****TOTAL FOR FUND-SCC 572 9014 (TITLE I FY14):							
0.00	0.00	0.00	0.00	0.00	0.00	0.00	0.00
*****TOTAL FOR FUND-SCC 572 9015 (TITLE I FY15):							
19,785.00	0.00	19,785.00	0.00	0.00	0.00	19,785.00	0.00
*****TOTAL FOR FUND-SCC 572 9016 (TITLE I FY16):							
193,906.00	2,400.00	196,306.00	40,774.50	20,387.28	2,400.00	153,131.50	21.99
*****TOTAL FOR FUND-SCC 572 9017 (TITLE I FY17):							
0.00	0.00	0.00	7,043.96	7,043.96	3,265.01	10,308.97-	0.00
*****TOTAL FOR FUND-SCC 587 9015 (EARLY CHILDHOOD SPECIAL EDUCATION IDEA FY15):							
918.00	0.00	918.00	0.00	0.00	0.00	918.00	0.00

\*\*\* NOTE!! ONLY ACTIVE ACCOUNTS HAVE BEEN SELECTED, TOTALS MAY EXCLUDE AMOUNTS THAT ARE RELATED TO INACTIVE ACCOUNTS. \*\*\*

LEXINGTON LOCAL SCHOOLS  
 Appropriation Account Summary  
 SORTED BY FUND-SCC

FYTD Appropriated	Prior FY Carryover Encumbrances	FYTD Expendable	FYTD Actual Expenditures	MTD Actual Expenditures	Current + Future Encumbrances	FYTD Remaining Balance	FYTD Percent Exp/Enc
*****TOTAL FOR FUND-SCC 587 9016 (EARLY CHILDHOOD SPECIAL EDUCATION IDEA FY16):							
1,230.00	0.00	1,230.00	0.00	0.00	0.00	1,230.00	0.00
*****TOTAL FOR FUND-SCC 587 9017 (EARLY CHILDHOOD SPECIAL EDUCATION IDEA FY17):							
0.00	0.00	0.00	290.52	290.52	20.19	310.71-	0.00
*****TOTAL FOR FUND-SCC 590 9013 (TITLE II-A IMPROVING TEACHER QUALITY FY13):							
0.00	0.00	0.00	0.00	0.00	0.00	0.00	0.00
*****TOTAL FOR FUND-SCC 590 9014 (TITLE II-A IMPROVING TEACHER QUALITY FY14):							
0.00	0.00	0.00	0.00	0.00	0.00	0.00	0.00
*****TOTAL FOR FUND-SCC 590 9015 (TITLE II-A IMPROVING TEACHER QUALITY FY15):							
0.00	0.00	0.00	0.00	0.00	0.00	0.00	0.00
*****TOTAL FOR FUND-SCC 590 9016 (TITLE II-A IMPROVING TEACHER QUALITY FY16):							
20,887.00	0.00	20,887.00	0.00	0.00	0.00	20,887.00	0.00
*****TOTAL FOR FUND-SCC 590 9017 (TITLE II-A IMPROVING TEACHER QUALITY FY17):							
0.00	0.00	0.00	0.00	0.00	0.00	0.00	0.00
*****TOTAL FOR FUND-SCC 599 9013 (NATIONAL SCHOOL LUNCH EXPANSION GRANT FY13):							
0.00	0.00	0.00	0.00	0.00	0.00	0.00	0.00
*****TOTAL FOR FUND-SCC 599 9015 (CHILD NUTRITION - TEAM NUTRITION GRANT):							
0.00	0.00	0.00	0.00	0.00	0.00	0.00	0.00
*****GRAND TOTALS:							
14,901,221.00	191,181.67	15,092,402.67	4,978,683.50	2,680,489.45	3,292,377.36	6,821,341.81	54.80

\*\*\* NOTE!! ONLY ACTIVE ACCOUNTS HAVE BEEN SELECTED, TOTALS MAY EXCLUDE AMOUNTS THAT ARE RELATED TO INACTIVE ACCOUNTS. \*\*\*