


LEXINGTON LOCAL SCHOOLS



FINANCIAL REPORT
FOR THE PERIOD ENDING
AUGUST 31, 2015

PREPARED BY
JASON WHITESEL, TREASURER

DATE: 09/02/2015
TIME: 12:04

LEXINGTON LOCAL SCHOOLS
CASH RECONCILIATION AS OF 08/31/2015

PAGE: 1
(USAEMSED)

	SUB-TOTALS	TOTALS
	-----	-----
Gross Depository Balances:		
RICHLAND BANK MMA 5719	\$ 6,005,108.41	
RICHLAND BANK SWEEP ACCT 3520	4,188,719.84	
RICHLAND BANK GENERAL ACCT 0580	303,060.75	
RICHLAND BANK ANTHEM SWEEP 3523	949,127.03	
RICHLAND BANK EE BENEFITS 3180	0.00	
RICHLAND BANK PAYROLL ACCT 9780	1,058.12	
RICHLAND BANK ATHLETIC ACCT 3280	6,206.85	

Total Depository Balances (Gross)		\$ 11,453,281.00
Adjustments to Bank Balance:		
Cash in Transit to Bank	\$ 4,605.25	
Outstanding Checks	236,515.03-	
Adjustments	504.51-	
Outstanding Insurance Debit -35.12		
Municipal Income Tax -469.39		

Total Adjustments to Bank Balance		232,414.29-
Investments:		
Treasury Bonds and Notes	\$ 0.00	
Certificate of Deposits	0.00	
Other Securities	0.00	
Other Investments:		

Total Investments		0.00
Cash on Hand:		
Petty Cash:		
TREASURER'S OFFICE	\$ 100.00	
HIGH SCHOOL	50.00	
JUNIOR HIGH SCHOOL	50.00	
EASTERN, CENTRAL, WESTERN	150.00	
Change Cash:		
ATHLETIC CHANGE	\$ 3,000.00	
CAFETERIA CHANGE	440.00	
CENTRAL ELEMENTARY	100.00	
JUNIOR HIGH SCHOOL	100.00	
Cash with Fiscal Agent	0.00	

Total Cash on Hand		3,990.00

Total Balances		\$ 11,224,856.71
		=====
Total Fund Balance		\$ 11,224,856.71
		=====
Depository Clearance Accounts:		

Total Clearance Account Balances		\$ 0.00

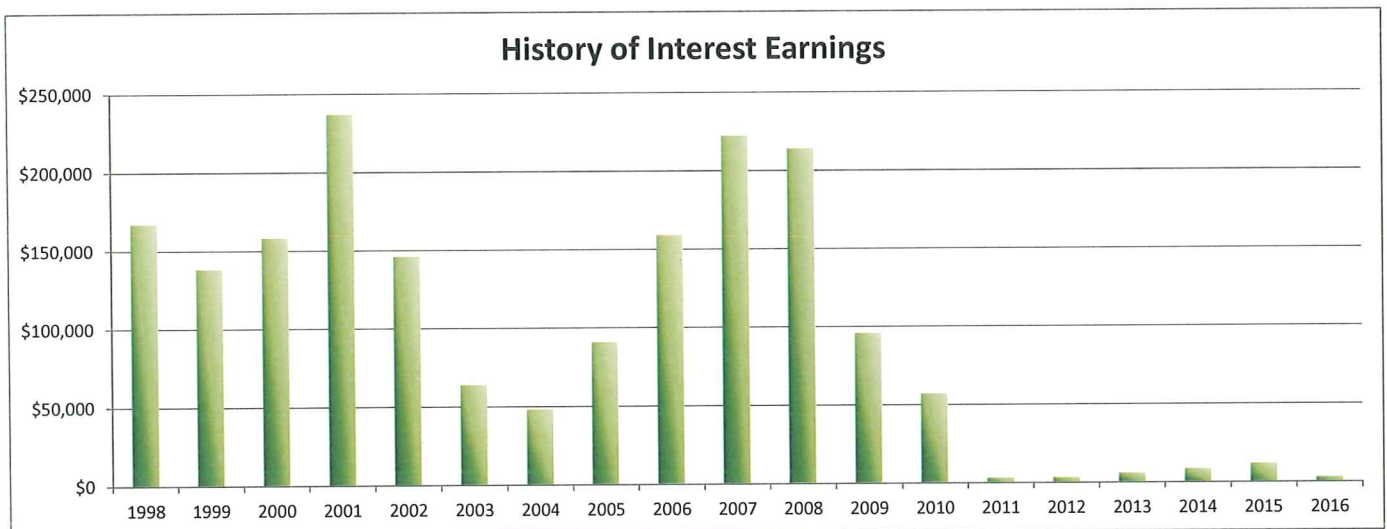
Jason D. Zinted

LEXINGTON LOCAL SCHOOLS
INVESTMENT REPORT FOR THE MONTH ENDING
August 31, 2015

INTEREST EARNED:	THIS MONTH	FISCAL YEAR TO DATE
Richland Bank, General Sweep	\$524.84	\$968.81
Richland Bank, General MMA	\$965.02	\$1,814.76
Richland Bank, Anthem Sweep	\$85.85	\$160.22
Star Ohio	\$0.00	\$0.00
Certificates of Deposit	\$0.00	\$0.00
Bonds and other types of investments	\$0.00	\$0.00
TOTAL INTEREST RECEIVED	\$1,575.71	\$2,943.79

History of Interest Earnings	Fiscal Year	Interest Earnings
	1998	\$ 167,057.52
	1999	\$ 138,113.69
	2000	\$ 157,991.72
	2001	\$ 236,839.79
	2002	\$ 146,052.34
	2003	\$ 63,712.36
	2004	\$ 47,970.95
	2005	\$ 90,719.94
	2006	\$ 158,724.51
	2007	\$ 221,998.86
	2008	\$ 213,660.34
	2009	\$ 95,639.63
	2010	\$ 56,860.22
	2011	\$ 3,001.78
	2012	\$ 3,090.00
	2013	\$ 5,758.97
	2014	\$ 8,349.92
	2015	\$ 11,765.22
FISCAL Year To Date	2016	\$2,943.79

Total Interest Earnings 1998 to Present \$ 1,830,251.55



Fnd	Sec	Description	Beginning Balance	MTD Revenues	FYTD Revenues	MTD Expenditures	FYTD Expenditures	Current Available Balance
001	0000	GENERAL FUND	6,999,704.42	2,776,057.24	6,627,775.10	1,835,681.57	3,628,739.71	9,998,739.81
001	9412	GENERAL BUDGET RESERVE SE	87,928.97	.00	.00	.00	.00	87,928.97
002	0000	BOND RETIREMENT FUND	1,925.89	.00	.00	.00	.00	1,925.89
003	0000	PERMANENT IMPROVEMENT FUN	123,637.56	68,386.99	462,036.99	303,941.05	510,939.29	74,735.26
006	0000	FOOD SERVICE FUND	3,706.85	24,547.91	24,787.91	39,726.14	82,273.10	53,778.34
007	9800	TERRY McCAMMON SCHOLARSHI	13,547.57	1.96	3.79	.00	.00	13,551.36
007	9801	MINUTEMAN ALUMNI SCHOLARS	1,989.92	.29	.56	.00	.00	1,990.48
018	9100	HIGH SCHOOL PRINCIPAL'S F	1,867.56	805.00	825.85	73.00	73.00	2,620.41
018	9200	JUNIOR HIGH PRINCIPAL'S F	1,325.70	4,326.00	4,326.00	34.00	34.00	5,617.70
018	9300	EASTERN PRINCIPAL'S FUND	5,383.25	.00	.00	418.00	418.00	4,965.25
018	9301	EASTERN ELEMENTARY BOOKFA	10,877.71	.00	.00	.00	.00	10,877.71
018	9400	CENTRAL PRINCIPAL'S FUND	8,954.93	439.50	441.50	274.79	274.79	9,121.64
018	9401	CENTRAL ELEMENTARY BOOKFA	3,602.70	.00	.00	.00	.00	3,602.70
018	9402	CENTRAL ELEMENTARY ART	739.00	.00	.00	.00	.00	739.00
018	9500	WESTERN PRINCIPAL'S FUND	6,687.68	1,217.00	1,217.00	.00	74.75	7,829.93
018	9501	WESTERN ELEMENTARY BOOKFA	193.41	.00	.00	.00	.00	193.41
018	9503	WESTERN ELEMENTARY ART	402.42	.00	.00	.00	.00	402.42
018	9901	JUNIOR HIGH TEACHER ADVIS	109.25	.00	.00	.00	.00	109.25
019	9001	ACADEMIC BOOSTERS GRANTS	1,768.54	.00	.00	500.00	500.00	1,268.54
019	9121	CENTRAL ELEMENTARY PTO GR	1,108.72	12.81	24.02	122.90	424.39	708.35
019	9122	EASTERN ELEMENTARY PTO GR	3,345.07	12.81	24.02	416.00	416.00	2,953.09
019	9123	WESTERN ELEMENTARY PTO GR	3,825.47	12.80	24.02	2,127.33	2,127.33	1,722.16
019	9200	RICHLAND COUNTY FOUNDATIO	1,932.00	.00	.00	.00	.00	1,932.00
019	9202	RICHLAND COUNTY FOUNDATIO	113.55	.00	.00	.00	.00	113.55
019	9204	RICHLAND COUNTY FOUNDATIO	.42	.00	.00	.00	.00	.42
022	9601	OHSAA TOURNAMENT AGENCY F	492.52	.00	236.13	.00	728.65	.00
024	0000	EMPLOYEE BENEFITS FUND FO	611,968.03	306,852.73	613,340.20	5,923.15	276,216.32	949,091.91
200	9101	HIGH SCHOOL ART CLUB	93.76	.00	.00	.00	.00	93.76
200	9102	HIGH SCHOOL DRAMA CLUB	7,120.83	.00	.00	.00	.00	7,120.83
200	9103	HIGH SCHOOL MATH CLUB	52.70	.00	.00	.00	.00	52.70
200	9104	HIGH SCHOOL LEADERSHIP CO	344.37	.00	.00	.00	.00	344.37
200	9105	HIGH SCHOOL FRENCH CLUB	122.07	.00	.00	.00	.00	122.07
200	9107	HIGH SCHOOL SPANISH CLUB	418.76	.00	.00	.00	.00	418.76
200	9108	HIGH SCHOOL LEO CLUB	3,733.76	.00	.00	.00	.00	3,733.76
200	9114	HIGH SCHOOL STUDENT COUNC	2,947.71	.00	.00	.00	.00	2,947.71
200	9115	HIGH SCHOOL KEY CLUB	1,293.71	.00	.00	.00	.00	1,293.71
200	9116	HIGH SCHOOL CHESS CLUB	205.00	.00	.00	.00	25.00	180.00
200	9119	HIGH SCHOOL YEARBOOK FUND	45,347.95	.00	.00	10,531.00	10,606.00	34,741.95
200	9120	HIGH SCHOOL JOURNALISM FU	1,089.44	.00	.00	.00	.00	1,089.44
200	9121	HIGH SCHOOL NATIONAL HOND	2,018.48	.00	.00	357.50	742.50	1,275.98
200	9160	HIGH SCHOOL GERMAN CLUB	45.00	.00	.00	.00	.00	45.00
200	9201	JUNIOR HIGH ART CLUB	113.99	.00	.00	.00	.00	113.99
200	9204	JUNIOR HIGH STUDENT COUNC	590.61	.00	.00	.00	.00	590.61
200	9205	JUNIOR HIGH LIBRARY CLUB	77.65	.00	.00	.00	.00	77.65
200	9301	EASTERN ELEMENTARY STUDEN	447.37	.00	.00	.00	.00	447.37
200	9401	CENTRAL ELEMENTARY STUDEN	382.69	.00	.00	.00	.00	382.69

FINANCIAL SUMMARY REPORT
Processing Month: August 2015
LEXINGTON LOCAL SCHOOLS

Fnd	Sec	Description	Beginning Balance	MTD Revenues	FYTD Revenues	MTD Expenditures	FYTD Expenditures	Current Available Balance
200	9611	HIGH SCHOOL INFORMED TEEN	788.63	.00	.00	.00	.00	788.63
200	9612	JUNIOR HIGH INFORMED TEEN	48.62	.00	.00	.00	.00	48.62
300	9115	JAZZ BAND	1,328.94	.00	.00	.00	.00	1,328.94
300	9116	CHOIR	1,144.96	.00	.00	.00	.00	1,144.96
300	9206	JUNIOR HIGH PHYS ED DEPAR	1,826.59	.00	.00	909.02	909.02	917.57
300	9210	JR HIGH INSTRUMENTAL	41.03	.00	.00	.00	.00	41.03
300	9600	ATHLETIC FUND	629.55	50,041.88	63,009.75	5,242.80	12,987.22	50,652.08
300	9602	ORCHESTRA	63.22	.00	.00	.00	.00	63.22
300	9603	ELEMENTARY MUSIC	1,139.88	.00	.00	.00	.00	1,139.88
300	9605	BAND	232.95	.00	.00	.00	.00	232.95
499	9101	STATE GRANT 2001 READING	634.91	.00	.00	.00	.00	634.91
516	9015	IDEA-B SPECIAL EDUCATION	92.77	4,821.23	35,552.06	18,105.03	37,910.42	2,265.59-
516	9016	IDEA-B SPECIAL EDUCATION	.00	.00	.00	9,019.93	10,355.53	10,355.53-
572	9015	TITLE I FY15	8,591.36	12,716.91	29,716.91	20,177.57	39,571.12	1,262.85-
572	9016	TITLE I FY16	.00	.00	.00	2,287.33	2,287.33	2,287.33-
587	9015	EARLY CHILDHOOD SPECIAL E	1,835.43	.00	.00	630.38	1,835.43	.00
599	9015	CHILD NUTRITION - TEAM NU	.00	.00	1,200.00	.00	1,200.00	.00
Grand Total All Funds			7,981,983.80	3,250,253.06	7864,541.81	2,244,652.19	4621,668.90	11224,856.71
Total Invested Funds			.00					

DATE: 09/02/2015
TIME: 11:06:54OHIO DEPARTMENT OF EDUCATION - OFFICE OF SCHOOL MANAGEMENT ASSISTANCE
ANNUAL SPENDING PLAN (CURRENT OPERATION - GENERAL FUND ONLY - O.R.C. 5705.391)

PAGE: 1

SCHOOL DISTRICT: LEXINGTON LOCAL SCHOOLS

IRN # 049437

COUNTY: RICHLAND

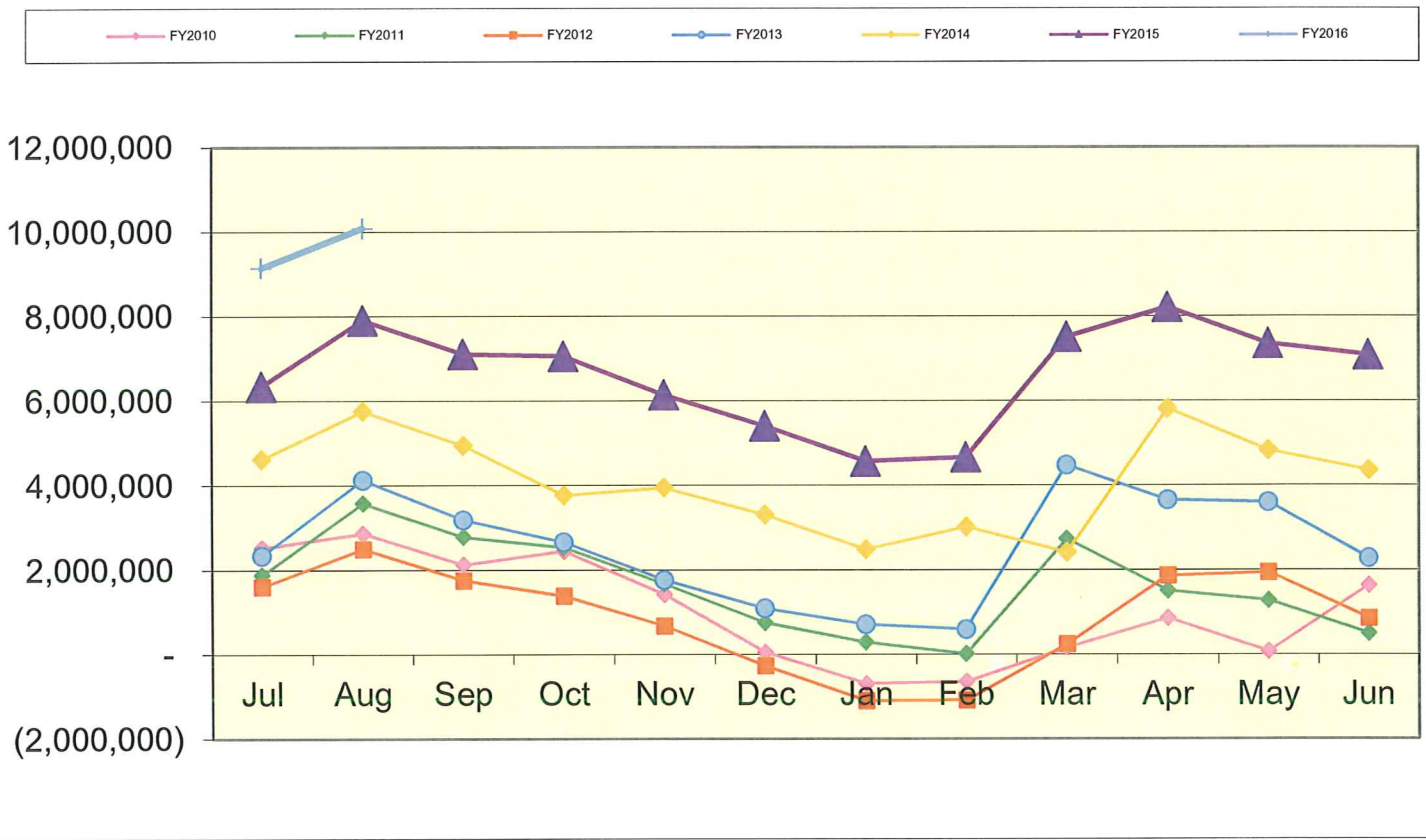
FISCAL YEAR: 2016 MONTH: 08

	MONTHLY ESTIMATE	MONTHLY ACTUAL	MONTHLY DIFFERENCE	FISCAL YTD ESTIMATE	FISCAL YTD ACTUAL	FISCAL YTD DIFFERENCE
REVENUES						
01.010 General Property (Real Estate)	1,700,000	1,589,392	110,608-	4,733,850	4,623,242	110,608-
01.020 Tangible Personal Property Tax	195,000	201,185	6,185	195,000	201,185	6,185
01.030 Income Tax	0	0	0	0	0	0
01.035 Unrestricted Grants-in-Aid	800,000	882,115	82,115	1,600,000	1,687,455	87,455
01.040 Restricted Grants-in-Aid	4,808	4,255	553-	6,926	8,491	1,565
01.045 Restricted Grants-in-Aid - SFSF	0	0	0	0	0	0
01.050 Property Tax Allocation	0	0	0	0	0	0
01.060 All Other Operating Revenue	75,000	99,111	24,111	77,073	104,502	27,429
01.070 Total Revenue	2,774,808	2,776,058	1,250	6,612,849	6,624,875	12,026
OTHER FINANCING SOURCES						
02.010 Proceeds from Sale of Notes	0	0	0	0	0	0
02.020 State Emergency Loans & Advancements (Approved)	0	0	0	0	0	0
02.040 Operating Transfers-In	0	0	0	0	0	0
02.050 Advances-In	0	0	0	0	2,900	2,900
02.060 All Other Financing Sources	18,000	0	18,000-	18,085	0	18,085-
02.070 Total Other Financing Sources	18,000	0	18,000-	18,085	2,900	15,185-
02.080 Total Revenues and Other Financing Sources	2,792,808	2,776,058	16,750-	6,630,934	6,627,775	3,159-
EXPENDITURES						
03.010 Personal Services	950,000	854,057	95,943-	1,930,659	1,834,643	96,016-
03.020 Employees' Retirement/Insurance Benefits	450,000	415,632	34,368-	900,000	828,917	71,083-
03.030 Purchased Services	290,000	287,624	2,376-	465,000	450,906	14,094-
03.040 Supplies and Materials	115,000	175,905	60,905	140,000	211,124	71,124
03.050 Capital Outlay	2,000	7,406	5,406	2,000	7,406	5,406
03.060 Intergovernmental	0	0	0	0	0	0
04.010 Debt Service: All Principal (Historical)	0	0	0	0	0	0
04.020 Debt Service: Principal - Notes	0	0	0	0	0	0
04.030 Debt Service: Principal - State Loans	0	0	0	0	0	0
04.040 Debt Service: Principal - State Advancements	0	0	0	0	0	0
04.050 Debt Service: Principal - HB 264 Loans	0	0	0	0	0	0
04.055 Debt Service: Principal - Other	0	0	0	0	0	0
04.060 Debt Service: Interest and Fiscal Charges	0	0	0	0	0	0
04.300 Other Objects	105,000	95,057	9,943-	105,000	95,744	9,256-
04.500 Total Expenditures	1,912,000	1,835,681	76,319-	3,542,659	3,428,740	113,919-
OTHER FINANCING USES						
05.010 Operating Transfers - Out	0	0	0	0	0	0
05.020 Advances - Out	0	0	0	0	200,000	200,000
05.030 All Other Financing Uses	0	0	0	0	0	0
05.040 Total Other Financing Uses	0	0	0	0	200,000	200,000
05.050 Total Expenditure and Other Financing Uses	1,912,000	1,835,681	76,319-	3,542,659	3,628,740	86,081
06.010 Excess Rev & Oth Financing Sources over (under) Exp &	880,808	940,377	59,569	3,088,275	2,999,035	89,240-
07.010 Beginning Cash Balance	9,295,097	9,146,291	148,806-	7,087,630	7,087,633	3
07.020 Ending Cash Balance	10,175,905	10,086,668	89,237-	10,175,905	10,086,668	89,237-
08.010 Outstanding Encumbrances	1,900,000	1,875,942	24,058-	1,900,000	1,875,942	24,058-

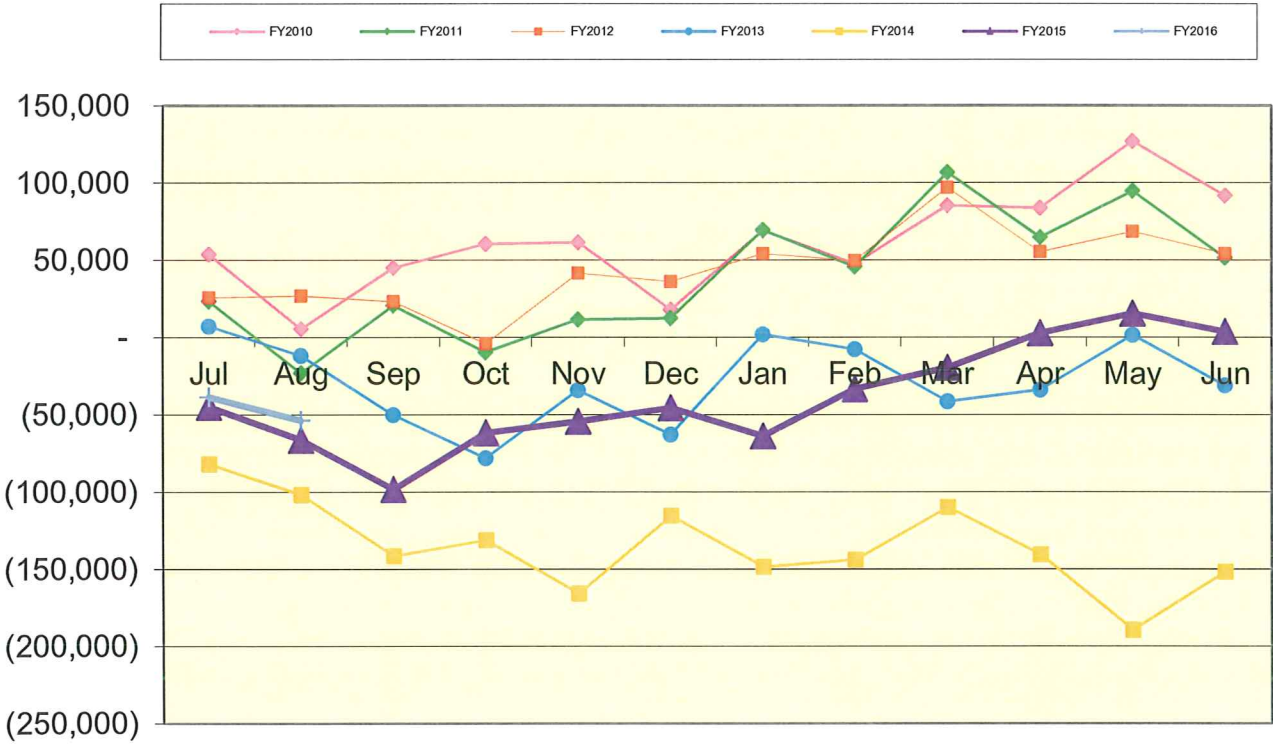
**LEXINGTON LOCAL SCHOOL DISTRICT
GENERAL FUND ONLY 2015-16
SUMMARY OF RECEIPTS AND EXPENDITURES - FIVE YEAR FORECAST FORMAT**

LINE 7.010	BEGINNING CASH BALANCE		\$ 7,087,633		
	8/31/2015	FISCAL	FISCAL	VARIANCE	PERCENT
		YEAR TO DATE	YEAR TO DATE	Estimate vs.	of
		Estimate	Actual	Actual	VARIANCE
	REVENUES				
LINE 1.010	Real Estate Tax	\$ 4,733,850	\$ 4,623,242	(\$110,608)	-2.34%
LINE 1.020	Personal Property Tax	\$ 195,000	\$ 201,185	\$6,185	3.17%
LINE 1.030	Income Tax	\$ -	\$ -	\$0	
LINE 1.035	State Funding	\$ 1,600,000	\$ 1,687,455	\$87,455	5.47%
LINE 1.040	Career Tech / Economic Disadv.	\$ 6,926	\$ 8,491	\$1,565	22.60%
LINE 1.050	Property Tax Allocation	\$ -	\$ -	\$0	#DIV/0!
LINE 1.060	Other Operating Revenue	\$ 77,073	\$ 104,502	\$27,429	35.59%
LINE 1.070	TOTAL REVENUE	\$ 6,612,849	\$ 6,624,875	\$12,026	0.18%
			\$ -		
LINE 2.01	Proceeds from Notes	\$ -	\$ -	\$0	
LINE 2.04	Transfers In	\$ -	\$ -	\$0	
LINE 2.050	Advances In	\$ -	\$ 2,900	\$2,900	#DIV/0!
LINE 2.060	Other Financing Sources	\$ 18,085	\$ -	(\$18,085)	-100.00%
LINE 2.070	TOTAL OTHER SOURCES	\$ 18,085	\$ 2,900	(\$15,185)	-83.96%
LINE 2.080	TOTAL REVENUES & Sources	\$ 6,630,934	\$ 6,627,775	(\$3,159)	-0.05%
	EXPENSES				
LINE 3.010	Salaries	\$ 1,930,659	\$ 1,834,643	\$96,016	4.97%
LINE 3.020	Retirement and Benefits	\$ 900,000	\$ 828,917	\$71,083	7.90%
LINE 3.030	Purchased Services	\$ 465,000	\$ 450,906	\$14,094	3.03%
LINE 3.040	Supplies and Materials	\$ 140,000	\$ 211,124	(\$71,124)	-50.80%
LINE 3.050	Capital Outlay and Equipment	\$ 2,000	\$ 7,406	(\$5,406)	-270.30%
LINE 3.06	INTERGOVERNMENTAL	\$ -	\$ -	\$0	
LINE 4.020	DEBT SERVICE - Notes	\$ -	\$ -	\$0	
LINE 4.060	DEBT SERVICE - Interest charges	\$ -	\$ -	\$0	
LINE 4.300	Other Objects	\$ 105,000	\$ 95,744	\$9,256	8.82%
LINE 4.500	TOTAL EXPENDITURES	\$ 3,542,659	\$ 3,428,740	\$113,919	3.22%
			\$ -		
LINE 5.00	TRANSFERS OUT	\$ -	\$ -	\$0	
LINE 5.02	ADVANCES OUT	\$ -	\$ 200,000	(\$200,000)	
LINE 5.03	ALL OTHER USES	\$ -	\$ -	\$0	
LINE 5.040	TOTAL OTHER USES	\$ -	\$ 200,000	(\$200,000)	
LINE 5.050	TOTAL EXPENDITURES & USES	\$ 3,542,659	\$ 3,628,740	(\$86,081)	-2.43%
		Estimate	Actual	Variance	
LINE 6.010	REVENUES OVER EXPENSES	\$ 3,088,275	\$ 2,999,035	(\$89,240)	
LINE 7.020	ENDING CASH BALANCE	\$ 10,175,908	\$ 10,086,668	(\$89,240)	
	Less Reserves	\$ (87,929)	\$ (87,929)	\$ -	
LINE 8.010	Less Outstanding Encumbrances	\$ (1,900,000)	\$ (1,875,942)	\$ 24,058	-1.27%
LINE 15.010	Unreserved Fund Balance	\$ 8,187,979	\$ 8,122,797	(\$65,182)	-0.80%
		Estimate	Actual	Benchmark Yr. End	
	Salaries/Benefits as % of Revenue	42.8%	40.2%	80.1% or below	
	True Days Cash - Calendar Days on which can operate	143	139	60 or above	

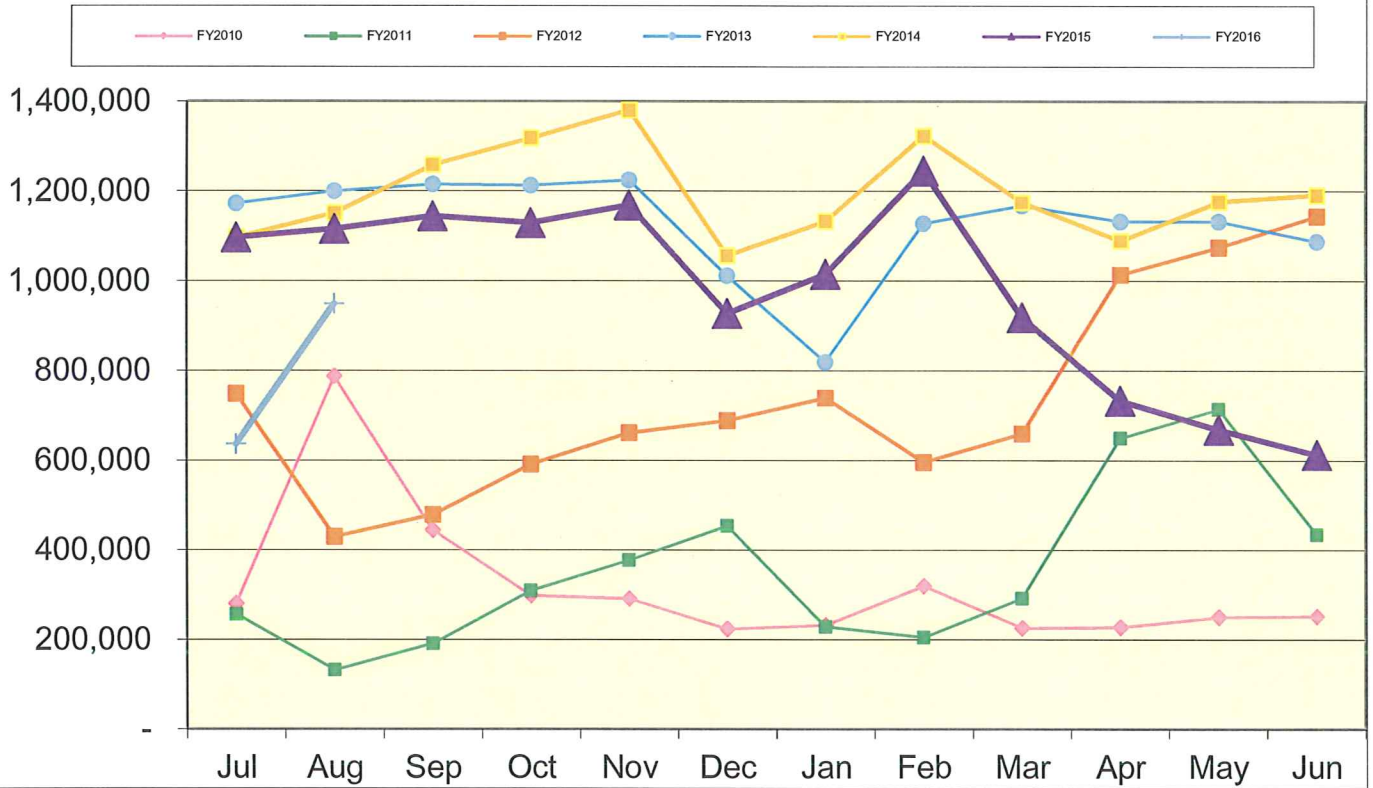
Lexington Local Schools General Fund Cash Balance



Lexington Local Schools Food Service Fund Cash Balance



Lexington Local Schools Employee Benefits Fund Cash Balance



Lexington Local Schools

Permanent Improvement Fund
8/31/2015

	Budgeted Amount	Actual Fiscal Year Expended	Current Encumbrances	Expenses / Encumbrances Over/Under Estimate	Remaining Estimated PI Project Costs
Instruction and Administration					
Eastern Guided Reading Books	\$ 5,747.88	\$ 5,747.88	\$ -	\$0.00	\$0.00
Eastern Textbooks	\$ 8,236.25	\$ 8,599.60	\$ -	(\$363.35)	\$0.00
HS Textbooks/Microscopes	\$ 39,902.12	\$ 22,224.55	\$ 22,256.64	(\$4,579.07)	\$0.00
Western Reading Books	\$ 10,029.15	\$ 1,652.22	\$ 6,830.50	\$1,546.43	\$1,546.43
Classroom Carpet & Book Storage Units (Western/Central)	\$ 563.70	\$ 244.65	\$ 330.00	(\$10.95)	\$0.00
Central, Western, Eastern Jacobs Ladder Teacher Texts	\$ 966.90	\$ 966.80	\$ -	\$0.10	\$0.00
Eastern Spelling Teacher Texts	\$ 470.44	\$ 465.91	\$ -	\$4.53	\$0.00
Western White Boards	\$ 1,645.00	\$ 1,645.00	\$ -	\$0.00	\$0.00
Western PE Equipment	\$ 3,162.32	\$ 791.80	\$ 2,096.51	\$274.01	\$0.00
Western PE Shed	\$ 752.43	\$ -	\$ 752.43	\$0.00	\$0.00
JH PE Equipment	\$ 769.96	\$ 166.00	\$ 566.36	\$37.60	\$0.00
Western Shredder	\$ 260.99	\$ 226.19	\$ 34.80	\$0.00	\$0.00
AED Units (District-Wide)	\$ 5,469.33	\$ 4,630.20	\$ 1,226.80	(\$387.67)	\$0.00
Elementary Music Speakers (Eastern)	\$ 924.00	\$ -	\$ 1,062.60	(\$138.60)	\$0.00
JH/HS music instruments and equipment	\$ 27,063.96	\$ 15,800.00	\$ 11,573.96	(\$310.00)	\$0.00
Eastern Playground Equipment	\$ 3,622.60	\$ 2,752.60	\$ 870.00	\$0.00	\$0.00
Eastern motion detector - 5th grade math/science	\$ 109.10	\$ -	\$ 109.10	\$0.00	\$0.00
Eastern activity tables	\$ 966.12	\$ -	\$ 966.12	\$0.00	\$0.00
Central Wall Fabric	\$ 80.34	\$ 80.34	\$ -	\$0.00	\$0.00
Western carpet for kindergarten rooms	\$ 7,065.00	\$ -	\$ 7,065.00	\$0.00	\$0.00

Maintenance					
Asphalt throughout District (Iberia)	\$ 34,249.00	\$ 34,249.00	\$ -	\$0.00	\$0.00
Concrete Projects	\$ 8,900.00	\$ 10,932.00	\$ -	(\$2,032.00)	\$0.00
Tractor Lease	\$ 9,708.04	\$ 9,708.04	\$ -	\$0.00	\$0.00
Eastern Bus Stop Project	\$ 3,000.00	\$ 2,290.00	\$ -	\$710.00	\$0.00
JH Entrance Awning	\$ 1,548.00	\$ 1,270.00	\$ -	\$278.00	\$0.00
Eastern Cafeteria Flooring	\$ 24,555.00	\$ -	\$ 24,555.00	\$0.00	\$0.00
HS Security Cameras	\$ 37,340.50	\$ 37,340.50	\$ -	\$0.00	\$0.00
Roof Repairs (Western/Eastern)	\$ 329,968.00	\$ 191,233.85	\$ 138,725.15	\$9.00	\$0.00

Transportation					
New bus	\$ 91,985.00	\$ -	\$ 91,985.00	\$0.00	\$0.00

Technology					
Computers, servers, tech equip., etc.	\$ 180,000.00	\$ 147,876.51	\$ -	\$32,123.49	\$32,123.49

Food Service					
	\$ -	\$ -	\$ -	\$0.00	\$0.00

Athletics and Student Activities					
HS Tennis Court Repair/Resurfacing	\$ 18,869.00	\$ -	\$ 19,000.00	(\$131.00)	\$0.00
HS Soccer Field Light Pole	\$ 5,085.60	\$ 5,085.60	\$ -	\$0.00	\$0.00
HS Athletics Uniforms/Equipment	\$ 15,600.00	\$ -	\$ 8,603.60	\$6,996.40	\$6,996.40

Fees					
Tax Collection Fees	\$ 14,500.00	\$ 4,960.05	\$ -	\$9,539.95	\$9,539.95

	Budgeted Amount	Actual Fiscal Year Expended	Current Encumbrances	Expenses / Encumbrances Over/Under Estimate	Remaining Estimated PI Project Costs
Totals	\$ 893,115.73	\$ 510,939.29	\$ 338,609.57	\$43,566.87	\$50,206.27
Total Budgeted Plus Return to Gen. Fund	\$ 893,115.73				

Actual Cash Balance 7/1/15	\$ 123,637.56				
Revenues FY16 - Taxes from levy	\$ 193,650.00				
Revenues FY16 - Advance from General Fund	\$ 200,000.00				
Expenditures FY16	(\$ 510,939.29)				
Current Cash Balance	\$6,348.27				
Current Encumbrances	(\$ 338,609.57)				
Available Balance	(\$332,261.30)				

Remaining Estimated Revenues FY16 - Taxes from levy	\$ 406,350.00
Less: Remaining Estimated PI Project Costs	(\$ 50,206.27)
6/30/16 Estimated Unencumbered Carryover	\$ 23,882.43

Lexington Local Schools

Food Service Fund 2015-16 vs. 2014-2015

							Beginning Balance 7/1/15	\$ 3,707
2015-2016 Through 8/31/15								
<i>Revenues</i>	District-Wide	High School	Junior High	Eastern	Central	Western	Total	
Student Type A, Ezpay, Misc	\$ -	\$ 10,518	\$ 3,025	\$ 3,845	\$ 2,389	\$ 2,859	\$	22,636
Student Break, Milk & A La Carte	\$ -	\$ 1,381	\$ 294	\$ 148	\$ 107	\$ 58	\$	1,988
Adult & Misc revenues	\$ -	\$ 64	\$ 55	\$ 36	\$ 2	\$ 7	\$	164
State Reimb	\$ -	\$ -	\$ -	\$ -	\$ -	\$ -	\$	-
Federal Reimb	\$ -	\$ -	\$ -	\$ -	\$ -	\$ -	\$	-
Total Revenues	\$ -	\$ 11,963	\$ 3,374	\$ 4,029	\$ 2,498	\$ 2,924	\$	24,788
<i>Expenses</i>								
Wages	\$ 7,571	\$ 15,691	\$ 9,640	\$ 6,886	\$ 5,050	\$ 5,116	\$	49,954
Severance	\$ -	\$ -	\$ -	\$ -	\$ -	\$ -	\$	-
Retirement	\$ 1,800	\$ 2,197	\$ 1,350	\$ 964	\$ 707	\$ 716	\$	7,734
Medical	\$ 3,627	\$ 6,557	\$ 4,647	\$ 4,371	\$ -	\$ -	\$	19,202
Life, Dent, MC, WC	\$ 208	\$ 511	\$ 358	\$ 228	\$ 82	\$ 71	\$	1,458
Purch Serv, Repairs, Phone, Postage	\$ 965	\$ 869	\$ 456	\$ 416	\$ 416	\$ 416	\$	3,538
Supplies	\$ 387	\$ -	\$ -	\$ -	\$ -	\$ -	\$	387
Food Costs	\$ -	\$ -	\$ -	\$ -	\$ -	\$ -	\$	-
Equipment	\$ -	\$ -	\$ -	\$ -	\$ -	\$ -	\$	-
Other Costs	\$ -	\$ -	\$ -	\$ -	\$ -	\$ -	\$	-
Total Expenses	\$ 14,558	\$ 25,825	\$ 16,451	\$ 12,865	\$ 6,255	\$ 6,319	\$	82,273
Net Gain (Loss)	\$ (14,558)	\$ (13,862)	\$ (13,077)	\$ (8,836)	\$ (3,757)	\$ (3,395)	\$	(57,485)
							Ending Cash Balance 8/31/15	\$ (53,778)

							Beginning Balance 7/1/14	\$ 842
2014-2015 Through 8/31/14								
<i>Revenues</i>	District-Wide	High School	Junior High	Eastern	Central	Western	Total	
Student Type A, Ezpay, Misc	\$ -	\$ 11,209	\$ 4,796	\$ 5,751	\$ 3,467	\$ 2,901	\$	28,124
Student Break, Milk & A La Carte	\$ -	\$ 2,029	\$ 457	\$ 74	\$ 50	\$ 50	\$	2,660
Adult & Misc revenues	\$ -	\$ 74	\$ 51	\$ 27	\$ 8	\$ -	\$	160
State Reimb	\$ -	\$ -	\$ -	\$ -	\$ -	\$ -	\$	-
Federal Reimb	\$ -	\$ -	\$ -	\$ -	\$ -	\$ -	\$	-
Total Revenues	\$ -	\$ 13,312	\$ 5,304	\$ 5,852	\$ 3,525	\$ 2,951	\$	30,944
Excludes \$120,500 transfer.								
<i>Expenses</i>								
Wages	\$ 7,423	\$ 20,199	\$ 10,222	\$ 9,613	\$ 1,766	\$ 7,852	\$	57,075
Severance	\$ -	\$ -	\$ -	\$ -	\$ -	\$ -	\$	-
Retirement	\$ 2,240	\$ 4,168	\$ 2,109	\$ 1,984	\$ 364	\$ 1,619	\$	12,484
Medical	\$ 3,532	\$ 8,513	\$ 3,106	\$ 4,257	\$ 2,128	\$ 2,128	\$	23,664
Life, Dent, MC, WC	\$ 195	\$ 575	\$ 317	\$ 269	\$ 83	\$ 166	\$	1,605
Purch Serv, Repairs, Phone, Postage	\$ 660	\$ 869	\$ 643	\$ 416	\$ 416	\$ 416	\$	3,420
Supplies	\$ -	\$ -	\$ -	\$ -	\$ -	\$ -	\$	-
Food Costs	\$ -	\$ -	\$ -	\$ -	\$ -	\$ -	\$	-
Equipment	\$ -	\$ -	\$ -	\$ -	\$ -	\$ -	\$	-
Other Costs	\$ -	\$ -	\$ -	\$ -	\$ -	\$ -	\$	-
Total Expenses	\$ 14,050	\$ 34,324	\$ 16,397	\$ 16,539	\$ 4,757	\$ 12,181	\$	98,248
Net Gain (Loss)	\$ (14,050)	\$ (21,012)	\$ (11,093)	\$ (10,687)	\$ (1,232)	\$ (9,230)	\$	(67,304)
							Ending Cash Balance 8/31/14	\$ (66,462)

Date: 9/02/2015

C H E C K R E G I S T E R
Processing Month: August 2015
LEXINGTON LOCAL SCHOOLS

Page: 1
(CHKREG)

Check#	Check Date	Org Sta	Vendor Paid	Check Amount	Status Date
074151	08/04/2015	W/R	POST MASTER	1,029.00	08/06/2015
074152	08/05/2015	B/R	MATNEY, BOB	90.00	08/14/2015
074153	08/05/2015	W/R	AIRGAS USA, LLC	15.15	08/12/2015
074154	08/05/2015	W/R	ALLERTON HILL CONSULTING	12,500.00	08/25/2015
074155	08/05/2015	W/R	SHELDON, AMANDA	535.00	08/12/2015
074156	08/05/2015	W/R	AMERICAN EXPRESS	242.04	08/10/2015
074157	08/05/2015	W/W	RUSH, ANNETTE	424.00	
074158	08/05/2015	W/R	BAKER VEHICLE SYSTEMS, INC.	158.33	08/11/2015
074159	08/05/2015	W/R	CDI COMPUTERS DEALERS INC.	6,851.00	08/12/2015
074160	08/05/2015	W/R	CDW-G	1,473.09	08/11/2015
074161	08/05/2015	W/R	COWLES, CINDY	1,068.48	08/13/2015
074162	08/05/2015	W/R	COLES ENERGY, INC.	813.51	08/12/2015
074163	08/05/2015	W/R	COLLEGE BOARD, THE	1,000.00	08/17/2015
074164	08/05/2015	W/R	CURRICULUM ASSOCIATES, INC.	284.93	08/11/2015
074165	08/05/2015	W/R	BUTTIL, ELIZABETH	280.00	08/12/2015
074166	08/05/2015	W/R	HELPING HANDS CENTER FOR	3,611.00	08/14/2015
074167	08/05/2015	W/R	HOME DEPOT	148.98	08/12/2015
074168	08/05/2015	W/R	J & B ACCOUSTICAL	415.75	08/10/2015
074169	08/05/2015	W/R	PATNODE, KARLEY	220.00	08/12/2015
074170	08/05/2015	W/R	KIMBALL MIDWEST	173.10	08/13/2015
074171	08/05/2015	W/R	LESCH BATTERY & POWER	599.94	08/11/2015
074172	08/05/2015	W/R	LIMBACH COMPANY LLC	225.00	08/11/2015
074173	08/05/2015	W/R	LOFT VIOLIN SHOP	3,490.00	08/12/2015
074174	08/05/2015	W/R	OCHI, MADOKA	971.90	08/13/2015
074175	08/05/2015	W/R	MID-OHIO ED. SERVICE CENTER	423.30	08/12/2015
074176	08/05/2015	W/R	MT BUSINESS TECHNOLOGIES, INC.	122.90	08/11/2015
074177	08/05/2015	W/R	NCOCC	64,643.30	08/19/2015
074178	08/05/2015	W/R	POST MASTER	980.00	08/10/2015
074179	08/05/2015	W/R	PRUFROCK PRESS	175.78	08/12/2015
074180	08/05/2015	W/R	QUENCH	38.00	08/11/2015
074181	08/05/2015	W/R	REALLY GOOD STUFF	52.90	08/12/2015
074182	08/05/2015	W/R	GIEFER, SALLY	993.04	08/13/2015
074183	08/05/2015	W/R	THORBURN, SARA	673.25	08/11/2015
074184	08/05/2015	W/R	SCHOOL DATE BOOKS	321.10	08/19/2015
074185	08/05/2015	W/R	SCHOOL HEALTH CORP.	5,469.33	08/10/2015
074186	08/05/2015	W/R	SHELBY PRINTING, INC.	675.75	08/11/2015
074187	08/05/2015	W/R	SHERWIN-WILLIAMS	90.57	08/14/2015
074188	08/05/2015	W/R	SIESEL DISTRIBUTING, LLC	1,546.92	08/11/2015
074189	08/05/2015	W/R	SPECTRUM BEHAVIORAL SOLUTIONS	7,360.00	08/11/2015
074190	08/05/2015	W/R	OSU KEEP BOOKS	660.00	08/14/2015
074191	08/05/2015	W/R	TRANSPORTATION ACCESSORIES CO.	161.80	08/11/2015
074192	08/05/2015	W/R	VILLAGE OF LEXINGTON	4,131.59	08/12/2015
074193	08/05/2015	W/R	ZONES, INC.	8,816.60	08/11/2015
074194	08/06/2015	W/R	LOWE'S HOME CENTER	1,652.26	08/13/2015
074195	08/06/2015	W/R	SPECTRUM BEHAVIORAL SOLUTIONS	9,925.00	08/11/2015
074196	08/06/2015	W/R	STATE TEACHERS RETIREMENT	5,025.78	08/14/2015
074197	08/06/2015	W/R	WAYNE'S COUNTRY MARKET	115.96	08/13/2015
074198	08/10/2015	W/R	ADVANCED TURF SOLUTIONS	2,737.12	08/17/2015
074199	08/10/2015	W/R	ALVAH M. SQUIBB CO., INC.	71.75	08/17/2015
074200	08/10/2015	W/R	AQUA SCIENCE INC.	2,515.68	08/14/2015
074201	08/10/2015	W/R	BRICKER & ECKLER LLP	1,993.53	08/14/2015
074202	08/10/2015	W/R	CARDINAL RENTAL & SALES, LTD	42.99	08/19/2015

Check#	Check Date	Org Sta	Vendor Paid	Check Amount	Status Date
074203	08/10/2015	W/R	CHARLES RITTER CO.	843.38	08/13/2015
074204	08/10/2015	W/R	CLEVELAND TANK AND SUPPLY	1,509.00	08/14/2015
074205	08/10/2015	W/R	CONTINENTAL PRESS INC.	441.09	08/17/2015
074206	08/10/2015	W/R	CURRICULUM ASSOCIATES, INC.	367.36	08/17/2015
074207	08/10/2015	W/R	DEMCO, INC.	176.39	08/17/2015
074208	08/10/2015	W/R	EAI EDUCATION	3,660.72	08/17/2015
074209	08/10/2015	W/R	FAMOUS ENTERPRISES, INC.	13.36	08/13/2015
074210	08/10/2015	W/R	FOLLETT SCHOOL SOLUTIONS, INC	6,353.20	08/17/2015
074211	08/10/2015	W/R	FUN AND FUNCTION LLC	51.93	08/17/2015
074212	08/10/2015	W/R	G & L SUPPLY CO.	1,442.99	08/14/2015
074213	08/10/2015	W/R	GOPHER SPORTS	232.83	08/17/2015
074214	08/10/2015	W/R	GRAINGER	563.82	08/17/2015
074215	08/10/2015	W/R	HAMPTON INN	352.56	08/13/2015
074216	08/10/2015	W/R	RIVERSIDE PUBLISHING	909.92	08/14/2015
074217	08/10/2015	W/R	ITsavvy	6,410.00	08/17/2015
074218	08/10/2015	W/R	J & B ACCOUSTICAL	296.26	08/13/2015
074219	08/10/2015	W/W	WHITESEL, JASON	60.95	
074220	08/10/2015	W/R	KAPLAN ELEMENTARY	640.25	08/18/2015
074221	08/10/2015	W/R	KEEPBOOKS	660.00	08/18/2015
074222	08/10/2015	W/R	KIMBALL MIDWEST	45.89	08/18/2015
074223	08/10/2015	W/R	LAKESHORE LEARNING MATERIALS	519.82	08/17/2015
074224	08/10/2015	W/R	LEARNING A-Z	5,306.18	08/17/2015
074225	08/10/2015	W/R	MILLCRAFT	21,279.85	08/19/2015
074226	08/10/2015	W/W	MINMOR INDUSTRIES LLC	110.00	
074227	08/10/2015	W/R	ACORN DISTRIBUTORS, INC.	76.26	08/17/2015
074228	08/10/2015	W/R	PALOS SPORTS	558.97	08/18/2015
074229	08/10/2015	W/R	PLUMMASTER, INC.	103.81	08/17/2015
074230	08/10/2015	W/R	PPG PITTSBURG PAINTS	768.00	08/17/2015
074231	08/10/2015	W/R	PRUFROCK PRESS	395.51	08/19/2015
074232	08/10/2015	W/R	RC THERAPY SERVICES, INC.	2,261.25	08/19/2015
074233	08/10/2015	W/R	REALLY GOOD STUFF	486.80	08/17/2015
074234	08/10/2015	W/R	RESOURCES FOR EDUCATORS, INC.	354.00	08/31/2015
074235	08/10/2015	W/R	ROCHESTER 100 INC.	339.25	08/18/2015
074236	08/10/2015	W/R	SAMACO SUPPLY	271.00	08/18/2015
074237	08/10/2015	W/R	SCHOLASTIC INC	688.89	08/18/2015
074238	08/10/2015	W/R	SCHOOL HEALTH CORP.	70.65	08/18/2015
074239	08/10/2015	W/R	SCHOOL SPECIALTY INC.	338.57	08/17/2015
074240	08/10/2015	W/R	SIESEL DISTRIBUTING, LLC	1,729.26	08/17/2015
074241	08/10/2015	W/R	SKETCH FOR SCHOOLS	402.00	08/25/2015
074242	08/10/2015	W/R	SUNDANCE/NEWBRIDGE LLC	783.84	08/18/2015
074243	08/10/2015	W/R	POWR-FLITE	40.22	08/17/2015
074244	08/10/2015	W/R	THERAPY SHOPPE	159.71	08/24/2015
074245	08/10/2015	W/R	TOLEDO P.E. SUPPLY	229.36	08/17/2015
074246	08/10/2015	W/R	TREASURER, STATE OF OHIO	275.00	08/25/2015
074247	08/10/2015	W/R	TRIUMPH LEARNNG	6,133.93	08/17/2015
074248	08/10/2015	W/R	UPSTART	200.89	08/18/2015
074249	08/10/2015	W/W	VARITRONICS	798.38	
074250	08/10/2015	W/R	WOLFF BROS. SUPPLY, INC.	67.32	08/14/2015
074251	08/10/2015	W/R	ZANER-BLOSER	707.96	08/18/2015
074252	08/10/2015	W/R	ZONES, INC.	3,610.20	08/17/2015
074254	08/14/2015	W/R	ALVAH M. SQUIBB CO., INC.	151.63	08/24/2015
074255	08/14/2015	W/R	APPERSON	474.74	08/24/2015

Check#	Check Date	Org Sta	Vendor Paid	Check Amount	Status Date
074256	08/14/2015	W/R	AWARDSMITH	25.00	08/24/2015
074257	08/14/2015	W/W	CAPSTONE PRESS, INC	995.00	
074258	08/14/2015	W/R	CDW-G	165.74	08/21/2015
074259	08/14/2015	W/R	CHARLES RITTER CO.	1,504.42	08/20/2015
074260	08/14/2015	W/R	CLEARWATER SYSTEMS	59.80	08/21/2015
074261	08/14/2015	W/R	COOLE SCHOOL	500.50	08/24/2015
074262	08/14/2015	W/R	CULLIGAN QUALITY WATER	37.00	08/21/2015
074263	08/14/2015	W/R	DATA RECOGNITION CORPORATION	25.00	08/26/2015
074264	08/14/2015	W/R	BENSON, DENISE	525.00	08/19/2015
074265	08/14/2015	W/R	FAMOUS ENTERPRISES, INC.	35.59	08/20/2015
074266	08/14/2015	W/R	FRONT & CENTER TURF	3,300.00	08/24/2015
074267	08/14/2015	W/R	FUSION APPAREL	834.00	08/24/2015
074268	08/14/2015	W/W	GERMAN'S BUS SALES & SERVICE	1,640.09	
074269	08/14/2015	W/R	GEYER'S MARKET'S, INC.	40.83	08/24/2015
074270	08/14/2015	W/R	GRAINGER	358.57	08/24/2015
074271	08/14/2015	W/R	HEALTHCARE BILLING SERVICES	136.45	08/21/2015
074272	08/14/2015	W/R	HERFF JONES	10,531.00	08/24/2015
074273	08/14/2015	W/R	HURSH DRUG, INC.	78.46	08/24/2015
074274	08/14/2015	W/R	IRRIGATION SUPPLY OF COLUMBUS	182.00	08/27/2015
074275	08/14/2015	W/R	J & B ACCOUSTICAL	43.10	08/20/2015
074276	08/14/2015	W/R	RHOAD, JANA	650.00	08/21/2015
074277	08/14/2015	W/W	JOHN GARBER MATERIALS, INC.	38.50	
074278	08/14/2015	W/R	KELL ACE HARDWARE	150.76	08/25/2015
074279	08/14/2015	W/R	LAKESHORE LEARNING MATERIALS	178.48	08/31/2015
074280	08/14/2015	W/R	LESCH BATTERY & POWER	145.00	08/26/2015
074281	08/14/2015	W/R	MANSFIELD AUTO PARTS	1,867.35	08/24/2015
074282	08/14/2015	W/R	GILBERT, MICHELLE (R)	299.18	08/19/2015
074283	08/14/2015	W/R	MID-OHIO ED. SERVICE CENTER	1,640.83	08/21/2015
074284	08/14/2015	W/R	NEWS JOURNAL	576.45	08/24/2015
074285	08/14/2015	W/R	MORITZ CONCRETE, INC.	190.00	08/21/2015
074286	08/14/2015	W/R	MT BUSINESS TECHNOLOGIES, INC.	2,445.40	08/20/2015
074287	08/14/2015	W/R	ORIENTAL TRADING COMPANY	274.79	08/28/2015
074288	08/14/2015	W/R	PEPPLE & WAGGONER, LTD.	898.00	08/21/2015
074289	08/14/2015	W/R	PLUMBMASTER, INC.	156.71	08/24/2015
074290	08/14/2015	W/R	POST MASTER	441.00	08/21/2015
074291	08/14/2015	W/R	PREMIER AGENDAS, INC.	1,434.60	08/24/2015
074292	08/14/2015	W/R	REX'S LAWN CARE	2,741.00	08/25/2015
074293	08/14/2015	W/R	MCDANIEL, ROSEMARY	44.75	08/21/2015
074294	08/14/2015	W/R	RUMPKE	383.02	08/27/2015
074295	08/14/2015	W/R	SCHOOL SPECIALTY INC.	1,174.67	08/24/2015
074296	08/14/2015	W/R	STARFALL EDUCATION	270.00	08/31/2015
074297	08/14/2015	W/R	SUNBELT RENTALS	1,064.70	08/24/2015
074298	08/14/2015	W/R	SUNGARD K12 EDUCATION	13,602.21	08/25/2015
074299	08/14/2015	W/R	TEACHERSPAYTEACHERS	26.25	08/24/2015
074300	08/14/2015	W/R	TRUCK SALES & SERVICE, INC.	135.35	08/21/2015
074301	08/14/2015	W/R	VIDONISH STUDIOS	1,482.99	08/21/2015
074302	08/14/2015	W/R	WOLFF BROS. SUPPLY, INC.	908.28	08/21/2015
074304	08/19/2015	W/R	SHELDON, AMANDA	570.00	08/25/2015
074305	08/19/2015	W/R	CDW-G	62.53	08/24/2015
074306	08/19/2015	W/R	CHARLES RITTER CO.	1,820.07	08/25/2015
074307	08/19/2015	W/R	CLEARWATER SYSTEMS	29.90	08/25/2015
074308	08/19/2015	W/R	COLUMBIA GAS OF OHIO	598.62	08/26/2015

Date: 9/02/2015

C H E C K R E G I S T E R
Processing Month: August 2015
LEXINGTON LOCAL SCHOOLS

Page: 4
(CHKREG)

Check#	Check Date	Org Sta	Vendor Paid	Check Amount	Status Date
074309	08/19/2015	W/R	DELL MARKETING L.P.	224.98	08/24/2015
074310	08/19/2015	W/W	MARIKIS, DENNIS	500.00	
074311	08/19/2015	W/W	BUTTIL, ELIZABETH	260.00	
074312	08/19/2015	W/W	FLOCABULARY	96.00	
074313	08/19/2015	W/R	FORGET-ME-NOT FLOWER SHOP, INC.	53.00	08/24/2015
074314	08/19/2015	W/R	GARLAND COMPANY	137,548.85	08/25/2015
074315	08/19/2015	W/R	GOPHER SPORTS	1,379.65	08/25/2015
074316	08/19/2015	W/R	HCC LIFE INSURANCE CO	23,299.92	08/25/2015
074317	08/19/2015	W/R	ITsavvy	990.00	08/26/2015
074318	08/19/2015	W/W	JANSON INDUSTRIES	200.00	
074319	08/19/2015	W/W	BERRY, JENNIFER	113.85	
074320	08/19/2015	W/W	PATNODE, KARLEY	160.00	
074321	08/19/2015	W/R	METROPOLITAN EDUCATIONAL	1,011.47	08/28/2015
074322	08/19/2015	W/R	MINUTEMAN PRESS	1,936.32	08/27/2015
074323	08/19/2015	W/R	NCOSSCA	250.00	08/31/2015
074324	08/19/2015	W/W	OHIO ASSOC. FOR COLLEGE	25.00	
074325	08/19/2015	W/W	POST MASTER	294.00	
074326	08/19/2015	W/R	PRESTWICK HOUSE, INC.	3,547.50	08/25/2015
074327	08/19/2015	W/R	RICHLAND CO. JUVENILE COURT	75.63	08/28/2015
074328	08/19/2015	W/R	SCHOOL EMPLOYEES RETIREMENT	5,552.05	08/25/2015
074329	08/19/2015	W/R	SCHOOL SPECIALTY INC.	681.09	08/24/2015
074330	08/19/2015	W/R	STATE TEACHERS RETIREMENT	5,025.80	08/25/2015
074331	08/19/2015	W/W	THE HONORS PROGRAM	357.50	
074332	08/19/2015	W/R	WOODWIND AND BRASSWIND	15,800.00	08/28/2015
074333	08/20/2015	W/W	OHSVCA	30.00	
074334	08/21/2015	W/V	DER DUTCHMAN RESTAURANT	644.40	08/21/2015
074335	08/21/2015	W/W	WHITESEL, JASON	580.01	
074336	08/24/2015	W/R	FAST EDDIES	2,087.00	08/25/2015
074337	08/25/2015	W/W	AMERICAN ELECTRIC POWER	17,146.17	
074338	08/25/2015	W/W	ARBOR SCIENTIFIC	116.25	
074339	08/25/2015	W/W	AV2 BY WEIGL	1,652.22	
074340	08/25/2015	W/W	AWARDSMITH	212.25	
074341	08/25/2015	W/W	BIO CORPORATION	969.15	
074342	08/25/2015	W/W	WEAVER, BOBBI	25.00	
074343	08/25/2015	W/W	CAROLINA BIOLOGICAL SUPPLY CO.	297.67	
074344	08/25/2015	W/W	CBIZ BENEFITS & INSURANCE	2,750.00	
074345	08/25/2015	W/W	CENGAGE LEARNING	3,104.20	
074346	08/25/2015	W/W	COLE-PARMER	235.32	
074347	08/25/2015	W/W	CYNMAR CORPORATION	229.06	
074348	08/25/2015	W/R	DIRECT ENERGY BUSINESS MARKETI	224.14	08/31/2015
074349	08/25/2015	W/W	FLINN SCIENTIFIC, INC.	4,733.91	
074350	08/25/2015	W/W	FUN AND FUNCTION LLC	157.98	
074351	08/25/2015	W/W	EGGERTON, GENELLE	342.70	
074352	08/25/2015	W/R	RIVERSIDE PUBLISHING	1,592.36	08/31/2015
074353	08/25/2015	W/W	JONES POTATO CHIP CO.	36.00	
074354	08/25/2015	W/W	DETLEF, JULIE	40.10	
074355	08/25/2015	W/W	LAGUNA CLAY COMPANY	1,311.98	
074356	08/25/2015	W/W	LAKESHORE LEARNING MATERIALS	155.26	
074357	08/25/2015	W/R	GILBERT, MICHELLE (R)	140.00	08/28/2015
074358	08/25/2015	W/R	MT BUSINESS TECHNOLOGIES, INC.	4,461.44	08/31/2015
074359	08/25/2015	W/W	OHIO ASSOC. FOR COLLEGE	20.00	
074360	08/25/2015	W/W	REALLY GOOD STUFF	27.12	

Check#	Check Date	Org Sta	Vendor Paid	Check Amount	Status Date
074361	08/25/2015	W/W	SAM'S CLUB	2,535.73	
074362	08/25/2015	W/W	THORBURN, SARA	94.00	
074363	08/25/2015	W/R	SCHOOL SPECIALTY INC.	1,880.41	08/31/2015
074364	08/25/2015	W/R	CLASSROOM DIRECT	573.40	08/31/2015
074365	08/25/2015	W/R	STAPLES	657.21	08/31/2015
074366	08/25/2015	W/W	YOUNG, SUSAN	13.53	
074367	08/25/2015	W/W	HF GROUP - OHIO	67.45	
074368	08/25/2015	W/W	UNITED ART & EDUCATION	345.99	
074369	08/25/2015	W/W	VISTA HIGHER LEARNING, INC.	685.25	
074370	08/25/2015	W/W	WAL-MART DISCOUNT CITIES	1,173.86	
074371	08/27/2015	W/R	BEST BUY	1,392.97	08/31/2015
074372	08/27/2015	W/W	3D MOLECULAR DESIGNS	153.78	
074373	08/27/2015	W/W	ARCHIPELAGO LEARNING	6,459.20	
074374	08/27/2015	W/W	ARMSTRONG TOOL & SUPPLY	5,099.73	
074375	08/27/2015	W/W	CDW-G	1,848.50	
074376	08/27/2015	W/W	CLASSROOM FRIENDLY SUPPLY	53.97	
074377	08/27/2015	W/W	DISCOVERY EDUCATION	1,600.00	
074378	08/27/2015	W/W	FLINN SCIENTIFIC, INC.	294.95	
074379	08/27/2015	W/W	HOUGHTON MIFFLIN HARCOURT	32,513.85	
074380	08/27/2015	W/W	RIVERSIDE PUBLISHING	227.48	
074381	08/27/2015	W/W	ITsavvy	1,722.00	
074382	08/27/2015	W/W	RHOAD, JANA	44.60	
074383	08/27/2015	W/W	BERRY, JENNIFER	675.00	
074384	08/27/2015	W/W	KARAJEN CORP	2,752.60	
074385	08/27/2015	W/W	LEHR AWNING	1,270.00	
074386	08/27/2015	W/W	LONG, MARY	830.00	
074387	08/27/2015	W/W	MCR MEDICAL SUPPLY	325.20	
074388	08/27/2015	W/W	MEDCENTRAL PEDIATRIC THERAPY	12,860.00	
074389	08/27/2015	W/W	MID-OHIO ED. SERVICE CENTER	650.00	
074390	08/27/2015	W/W	NASP, INC	166.00	
074391	08/27/2015	W/W	NCOCC	1,250.50	
074392	08/27/2015	W/W	OEDSA	200.00	
074393	08/27/2015	W/W	OHIO SCHOOL BD. ASSOC.	1,100.00	
074394	08/27/2015	W/W	PASCO SCIENTIFIC	417.00	
074395	08/27/2015	W/W	SCHOOL SPECIALTY INC.	1,932.36	
074396	08/27/2015	W/W	STANTON SHEET MUSIC	64.12	
074397	08/27/2015	W/W	TEACHERSPAYTEACHERS	52.20	
074398	08/27/2015	W/W	TIMEWARE, INC.	776.00	
074399	08/27/2015	W/W	HECK, TRACEY	140.00	
074400	08/27/2015	W/W	OHIO BUREAU OF CRIMINAL IDENT.	186.00	
074401	08/27/2015	W/W	US BANK	366.00	
074402	08/27/2015	W/W	VERIZON WIRELESS	679.48	
074403	08/31/2015	W/W	ADVANCED TURF SOLUTIONS	3,134.20	
074404	08/31/2015	W/W	SHELDON, AMANDA	435.00	
074405	08/31/2015	W/W	CenturyLink	1,279.15	
074406	08/31/2015	W/W	COWLES, CINDY	476.28	
074407	08/31/2015	W/W	COLES ENERGY, INC.	1,504.78	
074408	08/31/2015	W/W	WHEATON, DIANNE L	525.00	
074409	08/31/2015	W/W	EARTHWORM CONSTRUCTION CO.	34,249.00	
074410	08/31/2015	W/W	BROWNELL, EDWINA	755.00	
074411	08/31/2015	W/W	BUTTIL, ELIZABETH	180.00	
074412	08/31/2015	W/W	FLINN SCIENTIFIC, INC.	104.65	

Check#	Check Date	Org Sta	Vendor Paid	Check Amount	Status Date
074413	08/31/2015	W/W	FREY SCIENTIFIC	1,044.12	
074414	08/31/2015	W/W	FURBAY/MANSFIELD ELECTRIC	209.20	
074415	08/31/2015	W/W	G & L SUPPLY CO.	796.30	
074416	08/31/2015	W/W	GRAINGER	186.15	
074417	08/31/2015	W/W	HOLLY'S BOOK RACK	953.00	
074418	08/31/2015	W/W	HOME DEPOT	279.97	
074419	08/31/2015	W/W	WYANT, JANELLE	525.00	
074420	08/31/2015	W/W	SWETLIC, JANICE	165.00	
074421	08/31/2015	W/W	KAHL'S ELECTRIC, INC.	5,085.60	
074422	08/31/2015	W/W	PATNODE, KARLEY	100.00	
074423	08/31/2015	W/W	KELL ACE HARDWARE	15.78	
074424	08/31/2015	W/W	LESCH BATTERY & POWER	1,140.00	
074425	08/31/2015	W/W	LEXINGTON LOCAL SCHOOLS	75.00	
074426	08/31/2015	W/W	BARRETT, LOUISE	80.34	
074427	08/31/2015	W/W	HAAS, MARY	450.00	
074428	08/31/2015	W/W	MID-OHIO ED. SERVICE CENTER	308.55	
074429	08/31/2015	W/W	NATIONAL SALT DISTRIBUTORS	5,594.17	
074430	08/31/2015	W/W	ACORN DISTRIBUTORS, INC.	1,727.30	
074431	08/31/2015	W/W	PLUMMASTER, INC.	150.93	
074432	08/31/2015	W/W	POST MASTER	441.00	
074433	08/31/2015	W/W	SCHMIDT SECURITY	37,340.50	
074434	08/31/2015	W/W	SHERWIN-WILLIAMS	342.00	
074435	08/31/2015	W/W	SIESEL DISTRIBUTING, LLC	2,592.00	
074436	08/31/2015	W/W	SMETZ'S TIRE SERVICE CENTER	2,796.70	
074437	08/31/2015	W/W	DOMKA, STEPHEN F	1,200.00	
074438	08/31/2015	W/W	TIMEWARE, INC.	900.00	
074439	08/31/2015	W/W	WOLFF BROS. SUPPLY, INC.	88.23	
074440	08/31/2015	W/W	LEXINGTON ATHLETIC DEPT./PC	2,155.00	
690698	08/05/2015	C/R	LEXINGTON SCHOOLS - PAYROLL	452,257.77	08/31/2015
690699	08/06/2015	M/M	LEXINGTON SCHOOLS - PAYROLL	6,214.90	
690700	08/14/2015	M/M	MORROW COUNTY AUDITOR	8,664.05	
690701	08/20/2015	C/R	LEXINGTON SCHOOLS - PAYROLL	453,104.26	08/31/2015
690702	08/18/2015	M/M	RICHLAND COUNTY AUDITOR	91,011.61	
690703	08/24/2015	M/M	ANTHEM BENEFIT SERVICES	259,612.05	
690704	08/24/2015	M/M	LEXINGTON SCHOOLS - PAYROLL	6,251.16	
690705	08/25/2015	M/M	MEMO-MID OHIO ESC	3,897.42	
690706	08/27/2015	M/M	RICHLAND BANK - (MEMO FEE)	164.45	
690707	08/27/2015	M/M	MEMO-S.E.R.S.	41,852.00	
690708	08/27/2015	M/M	MEMO-S.T.R.S.	103,474.00	
Total Checks Issued				\$ 2,154,803.68	

TRANS NO	ITEM NO	TRANS DATE	STS	DESCRIPTION OR SOURCE	TI	FUND	RCPT	SPCC	SUBJ	OPU	TRANS AMOUNT
067379	0001	08/06/2015	A	Real Estate Tax - Morrow	03	001	1111	0000	000000	000	158,969.72
067379	0002	08/06/2015	A	Emergency Tax - Morrow	03	001	1111	0000	000000	000	117,820.33
067407	0001	08/10/2015	A	Prop Tax Real - Richland Gen	03	001	1111	0000	000000	000	559,668.00
067407	0002	08/10/2015	A	Prop Tax Real - Richland Emerg	03	001	1111	0000	000000	000	752,933.70
RCPT CODE SUB-TOTAL:											1,589,391.75
067379	0004	08/06/2015	A	Pers Prop Tax - Morrow	03	001	1122	0000	000000	000	14,505.84
067379	0005	08/06/2015	A	Pers Prop Tax Emerg - Morrow	03	001	1122	0000	000000	000	8,008.45
067407	0004	08/10/2015	A	Personal Prop - Richland Gener	03	001	1122	0000	000000	000	115,116.91
067407	0005	08/10/2015	A	Personal Prop - Richland Emerg	03	001	1122	0000	000000	000	63,554.14
RCPT CODE SUB-TOTAL:											201,185.34
067409	0001	08/11/2015	A	Mack Preschool tuition	03	001	1211	0000	000000	500	100.00
067427	0001	08/17/2015	A	Tincher preschool tuition	03	001	1211	0000	000000	500	300.00
067454	0001	08/19/2015	A	Morando Sept - Jan tuition	03	001	1211	0000	000000	000	3,019.10
067478	0001	08/21/2015	A	Theodorou Preschool tuition	03	001	1211	0000	000000	500	100.00
067504	0001	08/26/2015	A	Rodriguez Preschool tutiton	03	001	1211	0000	000000	500	100.00
067504	0002	08/26/2015	A	Clifton preschool tuition	03	001	1211	0000	000000	500	100.00
067522	0001	08/27/2015	A	15/16 SY Tuition - Bowman	03	001	1211	0000	000000	000	5,434.41
RCPT CODE SUB-TOTAL:											9,153.51
067465	0021	08/21/2015	A	SF14 Tuition	03	001	1221	0000	000000	000	27,385.55
RCPT CODE SUB-TOTAL:											27,385.55
067465	0022	08/21/2015	A	SF-14H Spec Ed Tuition	03	001	1223	0000	000000	000	11,007.48
RCPT CODE SUB-TOTAL:											11,007.48
067380	0012	08/07/2015	A	Open Enrollment Revenue	03	001	1227	0000	000000	000	96.67
067465	0013	08/21/2015	A	Open Enrollment Revenue	03	001	1227	0000	000000	000	96.67
RCPT CODE SUB-TOTAL:											193.34
067562	0001	08/31/2015	A	Richland Bank Aug Interest	03	001	1410	0000	000000	000	1,487.61
RCPT CODE SUB-TOTAL:											1,487.61
067378	0001	08/05/2015	B	REFUND FOR SUMMER GYM- ABIGAIL	03	001	1740	0000	080999	100	90.00-
067400	0001	08/07/2015	A	Central school fees	03	001	1740	0000	000000	400	92.00
067428	0001	08/14/2015	A	HS School fees	03	001	1740	0000	000000	100	214.00

STATUS (STS) CODES:

A-RECEIPT B-REFUND OF RECEIPT V-VOID REFUND OF RECEIPT X-REDUCTION OF EXPENDITURE
 C-APPROPRIATION OR BUDGET MODIFICATIONS D-EXPENSE/SUPPLIES DISTRIBUTION F-FUND TO FUND TRANSFER

TRANS NO	ITEM NO	TRANS DATE	STS	DESCRIPTION OR SOURCE	TI	FUND	RCPT	SPCC	SUBJ	OPU	TRANS AMOUNT
067429	0001	08/17/2015	A	HS School fees	03	001	1740	0000	000000	100	6,361.50
067436	0001	08/18/2015	A	HS school fees	03	001	1740	0000	000000	100	1,181.00
067437	0001	08/18/2015	A	HS school fees	03	001	1740	0000	000000	100	1,511.50
067438	0001	08/18/2015	A	HS school fees	03	001	1740	0000	000000	100	1,541.50
067439	0001	08/18/2015	A	HS school fees	03	001	1740	0000	000000	100	1,521.50
067440	0001	08/18/2015	A	HS school fees	03	001	1740	0000	000000	100	1,638.50
067455	0001	08/19/2015	A	HS School Fees	03	001	1740	0000	000000	100	3,033.50
067455	0002	08/19/2015	A	Shortage	03	001	1740	0000	000000	100	11.00-
067456	0001	08/19/2015	A	HS School Fees	03	001	1740	0000	000000	100	5,243.50
067459	0001	08/19/2015	A	JH School Fees	03	001	1740	0000	000000	200	4,616.50
067468	0001	08/19/2015	A	Central school fees	03	001	1740	0000	000000	400	1,204.00
067470	0001	08/20/2015	A	Eastern school fees	03	001	1740	0000	000000	300	450.00
067471	0002	08/20/2015	A	Central school fees	03	001	1740	0000	000000	400	424.00
067472	0001	08/20/2015	A	Eastern school fees	03	001	1740	0000	000000	300	750.00
067473	0001	08/20/2015	A	Eastern school fees	03	001	1740	0000	000000	300	754.00
067474	0001	08/20/2015	A	JH School fees	03	001	1740	0000	000000	200	1,600.00
067475	0001	08/20/2015	A	Returned NSF Check HS Fees	03	001	1740	0000	000000	100	68.00-
067480	0001	08/21/2015	A	Western school fees	03	001	1740	0000	000000	500	80.00
067480	0003	08/21/2015	A	Eastern Elem school fees	03	001	1740	0000	000000	300	30.00
067482	0001	08/21/2015	A	Eastern school fees	03	001	1740	0000	000000	300	375.00
067483	0001	08/21/2015	A	Eastern school fees	03	001	1740	0000	000000	300	480.00
067484	0001	08/21/2015	A	Central school fees	03	001	1740	0000	000000	400	824.00
067485	0001	08/21/2015	A	Eastern school fees	03	001	1740	0000	000000	300	930.00
067486	0001	08/21/2015	A	HS School fees	03	001	1740	0000	000000	100	1,074.60
067487	0001	08/21/2015	A	HS School fees	03	001	1740	0000	000000	100	2,582.00
067488	0001	08/24/2015	A	Western school fees	03	001	1740	0000	000000	500	20.00
067492	0001	08/24/2015	A	JH School fees	03	001	1740	0000	000000	200	1,515.00
067494	0001	08/24/2015	A	HS school fees	03	001	1740	0000	000000	100	904.00
067495	0002	08/24/2015	A	Central schoo fees	03	001	1740	0000	000000	400	364.00
067464	0001	08/25/2015	A	Ryan Long - fees credit	03	001	1740	0000	000000	100	3.00-
067509	0001	08/26/2015	A	HS School fees	03	001	1740	0000	000000	100	542.00
067510	0001	08/26/2015	A	Western school fees	03	001	1740	0000	000000	500	432.00
067513	0001	08/26/2015	A	Western school fees	03	001	1740	0000	000000	500	1,044.00
067514	0001	08/26/2015	A	Eastern school fees	03	001	1740	0000	000000	300	2,987.00
067515	0001	08/27/2015	A	Central school fees	03	001	1740	0000	000000	400	84.00
067517	0001	08/27/2015	A	HS School fees	03	001	1740	0000	000000	100	182.50
067518	0001	08/27/2015	A	JH School fees	03	001	1740	0000	000000	200	201.50
067519	0002	08/27/2015	A	Central School fees	03	001	1740	0000	000000	400	280.00
067524	0001	08/28/2015	A	Eastern school fees	03	001	1740	0000	000000	300	587.00
067527	0001	08/28/2015	A	Western school fees	03	001	1740	0000	000000	500	546.00
067535	0001	08/31/2015	A	HS Fees - Pay For It	03	001	1740	0000	000000	100	517.00
067535	0002	08/31/2015	A	Central Fees - Pay For It	03	001	1740	0000	000000	400	180.00
067535	0003	08/31/2015	A	Jr High Fees - Pay For It	03	001	1740	0000	000000	400	285.00
067535	0004	08/31/2015	A	Eastern Fees - Pay For It	03	001	1740	0000	000000	400	180.00

STATUS (STS) CODES:

A-RECEIPT B-REFUND OF RECEIPT V-VOID REFUND OF RECEIPT X-REDUCTION OF EXPENDITURE
 C-APPROPRIATION OR BUDGET MODIFICATIONS D-EXPENSE/SUPPLIES DISTRIBUTION F-FUND TO FUND TRANSFER

TRANS NO	ITEM NO	TRANS DATE	STS	DESCRIPTION OR SOURCE	TI	FUND	RCPT	SPCC	SUBJ	OPU	TRANS AMOUNT
067535	0005	08/31/2015	A	Western Fees - Pay For It	03	001	1740	0000	000000	400	240.00
067536	0001	08/31/2015	A	Western school fees	03	001	1740	0000	000000	500	40.00
067542	0001	08/31/2015	A	HS School Fees	03	001	1740	0000	000000	100	222.00
RCPT CODE SUB-TOTAL:											49,693.60
067490	0001	08/24/2015	A	Mid State Scrap pymt	03	001	1890	0000	000000	800	163.20
RCPT CODE SUB-TOTAL:											163.20
067380	0001	08/07/2015	A	Opportunity Grant	03	001	3110	0000	000000	000	293,701.48
067380	0002	08/07/2015	A	Targeted Assistance	03	001	3110	0000	000000	000	24,198.20
067380	0003	08/07/2015	A	K-3 Literacy Funding	03	001	3110	0000	000000	000	5,662.96
067380	0005	08/07/2015	A	Limited English Prof Funding	03	001	3110	0000	000000	000	578.87
067380	0006	08/07/2015	A	Gifted Education Funding	03	001	3110	0000	000000	000	5,189.88
067380	0007	08/07/2015	A	Transportation	03	001	3110	0000	000000	000	27,620.58
067380	0008	08/07/2015	A	Special Education Funding	03	001	3110	0000	000000	000	40,108.60
067380	0010	08/07/2015	A	Preschool Special Educ Funding	03	001	3110	0000	000000	000	4,974.03
067380	0011	08/07/2015	A	Special Educ Transportation	03	001	3110	0000	000000	000	2,300.55
067465	0001	08/21/2015	A	Opportunity Grant	03	001	3110	0000	000000	000	294,589.94
067465	0002	08/21/2015	A	Targeted Assistance	03	001	3110	0000	000000	000	25,422.92
067465	0003	08/21/2015	A	K-3 Literacy Funding	03	001	3110	0000	000000	000	5,660.97
067465	0005	08/21/2015	A	Limited English Prof Funding	03	001	3110	0000	000000	000	578.87
067465	0006	08/21/2015	A	Gifted Education Funding	03	001	3110	0000	000000	000	5,191.49
067465	0007	08/21/2015	A	Transportation	03	001	3110	0000	000000	000	27,620.58
067465	0008	08/21/2015	A	Special Education Funding	03	001	3110	0000	000000	000	40,081.75
067465	0010	08/21/2015	A	Transitional Aid Guarantee	03	001	3110	0000	000000	000	0.00
067465	0011	08/21/2015	A	Preschool Special Educ Funding	03	001	3110	0000	000000	000	4,974.03
067465	0012	08/21/2015	A	Special Educ Transportation	03	001	3110	0000	000000	000	2,300.55
067465	0020	08/21/2015	A	FY2015 SFPR Adjustment	03	001	3110	0000	000000	000	9,330.66
RCPT CODE SUB-TOTAL:											820,086.91
067546	0001	08/31/2015	A	Casino Revenue	03	001	3190	0000	000000	000	62,028.19
RCPT CODE SUB-TOTAL:											62,028.19
067380	0004	08/07/2015	A	Economic Disadvantaged Funding	03	001	3211	0000	000000	000	1,923.41
067465	0004	08/21/2015	A	Economic Disadvantaged Funding	03	001	3211	0000	000000	000	1,910.01
RCPT CODE SUB-TOTAL:											3,833.42
067380	0009	08/07/2015	A	Career Tech Education Funding	03	001	3219	0000	000000	000	194.80
067465	0009	08/21/2015	A	Career Tech Education Funding	03	001	3219	0000	000000	000	226.32

STATUS (STS) CODES:

A-RECEIPT B-REFUND OF RECEIPT V-VOID REFUND OF RECEIPT X-REDUCTION OF EXPENDITURE
 C-APPROPRIATION OR BUDGET MODIFICATIONS D-EXPENSE/SUPPLIES DISTRIBUTION F-FUND TO FUND TRANSFER

TRANS NO	ITEM NO	TRANS DATE	STS DESCRIPTION OR SOURCE	TI FUND RCPT SPCC SUBJ	OPU	TRANS AMOUNT	
						RCPT CODE SUB-TOTAL:	421.12
067537	0001	08/06/2015	A MEDICAID Recd	03 001	3300 0000 000000 000		26.22
						RCPT CODE SUB-TOTAL:	26.22
						FUND CODE SUB-TOTAL:	2,776,057.24
067379	0003	08/06/2015	A Permanent Improv Tax - Morrow	03 003	1111 0000 000000 000		14,645.24
067407	0003	08/10/2015	A Prop Tax Real - Richland Perm	03 003	1111 0000 000000 000		36,069.31
						RCPT CODE SUB-TOTAL:	50,714.55
067379	0006	08/06/2015	A Pers Prop Tax PI - Morrow	03 003	1122 0000 000000 000		1,359.92
067407	0006	08/10/2015	A Personal Prop - Richland Perm	03 003	1122 0000 000000 000		10,792.23
						RCPT CODE SUB-TOTAL:	12,152.15
067497	0001	08/26/2015	A TPP Fixed Rate Non-Oper Reimb	03 003	3135 0000 000000 000		5,520.29
						RCPT CODE SUB-TOTAL:	5,520.29
						FUND CODE SUB-TOTAL:	68,386.99
067562	0005	08/31/2015	A Richland Bank Aug Interest	03 006	1410 0000 000000 000		0.00
						RCPT CODE SUB-TOTAL:	0.00
067547	0026	08/28/2015	A HS Breakfast	03 006	1511 0000 000000 100		97.85
067547	0027	08/28/2015	A Jr. Hi Breakfast	03 006	1511 0000 000000 200		11.15
067547	0028	08/28/2015	A Eastern Breakfast	03 006	1511 0000 000000 300		9.70
067547	0029	08/28/2015	A Central Breakfast	03 006	1511 0000 000000 400		7.50
067547	0030	08/28/2015	A Western Breakfast	03 006	1511 0000 000000 500		6.00
067548	0026	08/31/2015	A HS Breakfast	03 006	1511 0000 000000 100		27.75
067548	0027	08/31/2015	A Jr. Hi Breakfast	03 006	1511 0000 000000 200		2.10
067548	0028	08/31/2015	A Eastern Breakfast	03 006	1511 0000 000000 300		6.90
067548	0029	08/31/2015	A Central Breakfast	03 006	1511 0000 000000 400		4.50
067548	0030	08/31/2015	A Western Breakfast	03 006	1511 0000 000000 500		0.00
						RCPT CODE SUB-TOTAL:	173.45

STATUS (STS) CODES:

A-RECEIPT B-REFUND OF RECEIPT V-VOID REFUND OF RECEIPT X-REDUCTION OF EXPENDITURE
 C-APPROPRIATION OR BUDGET MODIFICATIONS D-EXPENSE/SUPPLIES DISTRIBUTION F-FUND TO FUND TRANSFER

TRANS NO	ITEM NO	TRANS DATE	STS	DESCRIPTION OR SOURCE	TI	FUND	RCPT	SPCC	SUBJ	OPU	TRANS AMOUNT
067464	0002	08/25/2015	A	Ryan Long Lunch pymt	03	006	1512	0000	000000	100	3.00
067547	0001	08/28/2015	A	HS Stu. Type A	03	006	1512	0000	000000	100	2,571.55
067547	0005	08/28/2015	A	HS ROA Stu. Type A	03	006	1512	0000	000000	100	4,670.70
067547	0006	08/28/2015	A	Jr Hi Stu. Type A	03	006	1512	0000	000000	200	731.70
067547	0010	08/28/2015	A	Jr. Hi ROA Stu Type A	03	006	1512	0000	000000	200	1,232.35
067547	0011	08/28/2015	A	Eastern Stu. Type A	03	006	1512	0000	000000	300	847.75
067547	0015	08/28/2015	A	Eastern ROA Stu. Type A	03	006	1512	0000	000000	300	1,967.72
067547	0016	08/28/2015	A	Central Stu. Type A	03	006	1512	0000	000000	400	510.35
067547	0020	08/28/2015	A	Central ROA Stu. Type A	03	006	1512	0000	000000	400	1,049.12
067547	0021	08/28/2015	A	Western Stu. Type A	03	006	1512	0000	000000	500	551.00
067547	0025	08/28/2015	A	Western ROA Stu. Type A	03	006	1512	0000	000000	500	1,274.42
067535	0006	08/31/2015	A	HS Lunch - Pay For It	03	006	1512	0000	000000	100	2,154.25
067535	0007	08/31/2015	A	Jr High Lunch - Pay For It	03	006	1512	0000	000000	200	834.75
067535	0008	08/31/2015	A	Eastern Lunch - Pay For It	03	006	1512	0000	000000	300	944.00
067535	0009	08/31/2015	A	Central Lunch - Pay For It	03	006	1512	0000	000000	400	684.75
067535	0010	08/31/2015	A	Western Lunch - Pay For It	03	006	1512	0000	000000	500	781.25
067548	0001	08/31/2015	A	HS Stu. Type A	03	006	1512	0000	000000	100	664.05
067548	0005	08/31/2015	A	HS ROA Stu. Type A	03	006	1512	0000	000000	100	234.05
067548	0006	08/31/2015	A	Jr Hi Stu. Type A	03	006	1512	0000	000000	200	185.55
067548	0010	08/31/2015	A	Jr. Hi ROA Stu Type A	03	006	1512	0000	000000	200	41.00
067548	0011	08/31/2015	A	Eastern Stu. Type A	03	006	1512	0000	000000	300	216.95
067548	0015	08/31/2015	A	Eastern ROA Stu. Type A	03	006	1512	0000	000000	300	131.20-
067548	0016	08/31/2015	A	Central Stu. Type A	03	006	1512	0000	000000	400	134.85
067548	0020	08/31/2015	A	Central ROA Stu. Type A	03	006	1512	0000	000000	400	9.85-
067548	0021	08/31/2015	A	Western Stu. Type A	03	006	1512	0000	000000	500	148.15
067548	0025	08/31/2015	A	Western ROA Stu. Type A	03	006	1512	0000	000000	500	104.60
RCPT CODE SUB-TOTAL:											22,396.81
067547	0003	08/28/2015	A	HS Stu. Ala Carte	03	006	1513	0000	000000	100	951.90
067547	0008	08/28/2015	A	Jr. Hi Stu. Ala Carte	03	006	1513	0000	000000	200	208.60
067547	0013	08/28/2015	A	Eastern Stu. Ala Carte	03	006	1513	0000	000000	300	66.85
067547	0018	08/28/2015	A	Central Stu. Ala Carte	03	006	1513	0000	000000	400	57.85
067547	0023	08/28/2015	A	Western Stu. Ala Carte	03	006	1513	0000	000000	500	0.00
067548	0003	08/31/2015	A	HS Stu. Ala Carte	03	006	1513	0000	000000	100	284.65
067548	0008	08/31/2015	A	Jr. Hi Stu. Ala Carte	03	006	1513	0000	000000	200	65.35
067548	0013	08/31/2015	A	Eastern Stu. Ala Carte	03	006	1513	0000	000000	300	56.25
067548	0018	08/31/2015	A	Central Stu. Ala Carte	03	006	1513	0000	000000	400	26.25
067548	0023	08/31/2015	A	Western Stu. Ala Carte	03	006	1513	0000	000000	500	25.00
RCPT CODE SUB-TOTAL:											1,742.70
067547	0002	08/28/2015	A	HS Stu. Milk	03	006	1514	0000	000000	100	14.50
067547	0007	08/28/2015	A	Jr. Hi. Stu Milk	03	006	1514	0000	000000	200	5.00

STATUS (STS) CODES:

A-RECEIPT B-REFUND OF RECEIPT V-VOID REFUND OF RECEIPT X-REDUCTION OF EXPENDITURE
 C-APPROPRIATION OR BUDGET MODIFICATIONS D-EXPENSE/SUPPLIES DISTRIBUTION F-FUND TO FUND TRANSFER

TRANS NO	ITEM NO	TRANS DATE	STS	DESCRIPTION OR SOURCE	TI	FUND	RCPT	SPCC	SUBJ	OPU	TRANS AMOUNT
067547	0012	08/28/2015	A	Eastern Stu. Milk	03	006	1514	0000	000000	300	7.00
067547	0017	08/28/2015	A	Central Stu. Milk	03	006	1514	0000	000000	400	8.00
067547	0022	08/28/2015	A	Western Stu. Milk	03	006	1514	0000	000000	500	23.00
067548	0002	08/31/2015	A	HS Stu. Milk	03	006	1514	0000	000000	100	5.00
067548	0007	08/31/2015	A	Jr. Hi. Stu Milk	03	006	1514	0000	000000	200	1.50
067548	0012	08/31/2015	A	Eastern Stu. Milk	03	006	1514	0000	000000	300	1.00
067548	0017	08/31/2015	A	Central Stu. Milk	03	006	1514	0000	000000	400	2.50
067548	0022	08/31/2015	A	Western Stu. Milk	03	006	1514	0000	000000	500	4.00
RCPT CODE SUB-TOTAL:											71.50
067547	0004	08/28/2015	A	HS Adult Ala Carte	03	006	1523	0000	000000	100	51.20
067547	0009	08/28/2015	A	Jr. Hi Adult Ala Carte	03	006	1523	0000	000000	200	42.25
067547	0014	08/28/2015	A	Eastern Adult Ala Carte	03	006	1523	0000	000000	300	32.25
067547	0019	08/28/2015	A	Central Adult Ala Carte	03	006	1523	0000	000000	400	2.25
067547	0024	08/28/2015	A	Western Adult Ala Carte	03	006	1523	0000	000000	500	6.50
067548	0004	08/31/2015	A	HS Adult Ala Carte	03	006	1523	0000	000000	100	12.50
067548	0009	08/31/2015	A	Jr. Hi Adult Ala Carte	03	006	1523	0000	000000	200	12.50
067548	0014	08/31/2015	A	Eastern Adult Ala Carte	03	006	1523	0000	000000	300	4.00
067548	0019	08/31/2015	A	Central Adult Ala Carte	03	006	1523	0000	000000	400	0.00
067548	0024	08/31/2015	A	Western Adult Ala Carte	03	006	1523	0000	000000	500	0.00
RCPT CODE SUB-TOTAL:											163.45
FUND CODE SUB-TOTAL:											24,547.91
067562	0003	08/31/2015	A	Richland Bank Aug Interest	03	007	1410	9800	000000	000	1.96
RCPT CODE SUB-TOTAL:											1.96
FUND CODE SUB-TOTAL:											1.96
067562	0004	08/31/2015	A	Richland Bank Aug Interest	03	007	1410	9801	000000	000	0.29
RCPT CODE SUB-TOTAL:											0.29
FUND CODE SUB-TOTAL:											0.29
067543	0002	08/31/2015	A	Emerson donation	03	018	1690	9100	000000	000	805.00
RCPT CODE SUB-TOTAL:											805.00
FUND CODE SUB-TOTAL:											805.00

STATUS (STS) CODES:

A-RECEIPT B-REFUND OF RECEIPT V-VOID REFUND OF RECEIPT X-REDUCTION OF EXPENDITURE
 C-APPROPRIATION OR BUDGET MODIFICATIONS D-EXPENSE/SUPPLIES DISTRIBUTION F-FUND TO FUND TRANSFER

TRANS NO	ITEM NO	TRANS DATE	STS	DESCRIPTION OR SOURCE	TI	FUND	RCPT	SPCC	SUBJ	OPU	TRANS AMOUNT
067459	0002	08/19/2015	A	JH Fees princ acct	03	018	1620	9200	000000	000	2,520.00
067474	0002	08/20/2015	A	JH fees princ acct	03	018	1620	9200	000000	000	938.00
067492	0002	08/24/2015	A	JH fees princ acct	03	018	1620	9200	000000	000	798.00
067518	0002	08/27/2015	A	JH Fees princ acct	03	018	1620	9200	000000	000	70.00
RCPT CODE SUB-TOTAL:											4,326.00
FUND CODE SUB-TOTAL:											4,326.00
067400	0002	08/07/2015	A	Central fees princ acct	03	018	1630	9400	000000	000	6.00
067430	0001	08/13/2015	A	VFW donation	03	018	1630	9400	000000	000	200.00
067468	0002	08/19/2015	A	Central fees princ acct	03	018	1630	9400	000000	000	84.00
067471	0001	08/20/2015	A	Central fees princ acct	03	018	1630	9400	000000	000	30.00
067484	0002	08/21/2015	A	Central fees princ acct	03	018	1630	9400	000000	000	58.00
067495	0001	08/24/2015	A	Central school fees princ acct	03	018	1630	9400	000000	000	35.50
067515	0002	08/27/2015	A	Central fees princ acct	03	018	1630	9400	000000	000	6.00
067519	0001	08/27/2015	A	Central fees princ acct	03	018	1630	9400	000000	000	20.00
RCPT CODE SUB-TOTAL:											439.50
FUND CODE SUB-TOTAL:											439.50
067477	0001	08/21/2015	A	Target Check	03	018	1630	9500	000000	000	25.00
067480	0002	08/21/2015	A	Western fees princ acct	03	018	1630	9500	000000	000	40.00
067488	0002	08/24/2015	A	Western fees princ acct	03	018	1630	9500	000000	000	10.00
067510	0002	08/26/2015	A	Western fees princ acct	03	018	1630	9500	000000	000	228.00
067513	0002	08/26/2015	A	Western fees princ acct	03	018	1630	9500	000000	000	580.00
067527	0002	08/28/2015	A	Westrn fees princ acct	03	018	1630	9500	000000	000	314.00
067536	0002	08/31/2015	A	Western school fees	03	018	1630	9500	000000	000	20.00
RCPT CODE SUB-TOTAL:											1,217.00
FUND CODE SUB-TOTAL:											1,217.00
067418	0003	08/14/2015	A	PTO Recycling-Central	03	019	1890	9121	000000	000	6.61
067441	0003	08/19/2015	A	PTO Recycling-Central	03	019	1890	9121	000000	000	6.20
RCPT CODE SUB-TOTAL:											12.81
FUND CODE SUB-TOTAL:											12.81

STATUS (STS) CODES:

A-RECEIPT B-REFUND OF RECEIPT V-VOID REFUND OF RECEIPT X-REDUCTION OF EXPENDITURE
 C-APPROPRIATION OR BUDGET MODIFICATIONS D-EXPENSE/SUPPLIES DISTRIBUTION F-FUND TO FUND TRANSFER

TRANS NO	ITEM NO	TRANS DATE	STS	DESCRIPTION OR SOURCE	TI	FUND	RCPT	SPCC	SUBJ	DFU	TRANS AMOUNT
067418	0001	08/14/2015	A	PTD Recycling-Eastern	03	019	1890	9122	000000	000	6.61
067441	0001	08/19/2015	A	PTD Recycling-Eastern	03	019	1890	9122	000000	000	6.20
RCPT CODE SUB-TOTAL:											12.81
FUND CODE SUB-TOTAL:											12.81
067418	0002	08/14/2015	A	PTD Recycling-Western	03	019	1890	9123	000000	000	6.60
067441	0002	08/19/2015	A	PTD Recycling-Western	03	019	1890	9123	000000	000	6.20
RCPT CODE SUB-TOTAL:											12.80
FUND CODE SUB-TOTAL:											12.80
067562	0002	08/31/2015	A	Richland Bank Aug Int. 024	03	024	1410	0000	000000	000	85.85
RCPT CODE SUB-TOTAL:											85.85
067425	0001	08/17/2015	A	Heck Aug premium	03	024	1872	0000	000000	000	1,553.35
067489	0001	08/24/2015	A	Sorrenti Aug Ins	03	024	1872	0000	000000	000	148.00
067461	0001	08/25/2015	A	Employees' Premiums Aug	03	024	1872	0000	000000	000	45,453.48
067462	0001	08/25/2015	A	Board's Premiums Aug	03	024	1872	0000	000000	000	259,612.05
067463	0001	08/25/2015	A	Employees' Premiums Aug	03	024	1872	0000	000000	000	1,575.56
067467	0001	08/26/2015	A	Employees' Premiums Aug	03	024	1872	0000	000000	000	1,575.56
RCPT CODE SUB-TOTAL:											306,766.88
FUND CODE SUB-TOTAL:											306,852.73
067500	0001	08/24/2015	A	Boys Soccer Adm 8/21	03	300	1610	9600	000000	703	3,418.00
067506	0001	08/26/2015	A	Girls Volleyball Adm 8/25	03	300	1610	9600	000000	702	316.00
067508	0001	08/26/2015	A	7th Gr Football Adm 8/25	03	300	1610	9600	000000	713	465.00
067526	0001	08/28/2015	A	Girls Soccer Adm 8/27	03	300	1610	9600	000000	704	593.00
067529	0001	08/31/2015	A	Girls VB Adm 8/29	03	300	1610	9600	000000	702	683.00
067534	0001	08/31/2015	A	Var FB Adm 8/27	03	300	1610	9600	000000	700	8,287.00
RCPT CODE SUB-TOTAL:											13,762.00
067533	0001	08/31/2015	A	Var FB Program sales 8/28	03	300	1620	9600	000000	700	446.00
RCPT CODE SUB-TOTAL:											446.00

STATUS (STS) CODES:

A-RECEIPT B-REFUND OF RECEIPT V-VOID REFUND OF RECEIPT X-REDUCTION OF EXPENDITURE
 C-APPROPRIATION OR BUDGET MODIFICATIONS D-EXPENSE/SUPPLIES DISTRIBUTION F-FUND TO FUND TRANSFER

TRANS NO	ITEM NO	TRANS DATE	STS	DESCRIPTION OR SOURCE	TI	FUND	RCPT	SPCC	SUBJ	OPU	TRANS AMOUNT
067381	0001	08/04/2015	A	2015/16 Patron Mailing	03	300	1690	9600	000000	000	140.00
067383	0001	08/04/2015	A	2015/16 Program Ad Sponsors	03	300	1690	9600	000000	000	325.00
067384	0001	08/04/2015	A	2015/16 Program Ad Sponsors	03	300	1690	9600	000000	000	1,609.00
067387	0001	08/04/2015	A	2015/16 Patron Mailing	03	300	1690	9600	000000	000	20.00
067388	0001	08/04/2015	A	2015/16 Patron Mailing	03	300	1690	9600	000000	000	50.00
067390	0001	08/04/2015	A	2015/16 Program Ad Sponsors	03	300	1690	9600	000000	000	345.00
067394	0001	08/06/2015	A	2015/16 Patron Mailing	03	300	1690	9600	000000	000	20.00
067395	0001	08/06/2015	A	2015/16 Patron Mailing	03	300	1690	9600	000000	000	20.00
067396	0001	08/06/2015	A	2015/16 Patron Mailing	03	300	1690	9600	000000	000	50.00
067398	0001	08/06/2015	A	2015/16 Program Ad Sponsors	03	300	1690	9600	000000	000	345.00
067402	0001	08/10/2015	A	2015 Fall sports pass	03	300	1690	9600	000000	000	50.00
067403	0001	08/10/2015	A	2015/16 Patron Mailing	03	300	1690	9600	000000	000	95.00
067405	0001	08/10/2015	A	2015/16 Advertising	03	300	1690	9600	000000	000	1,500.00
067406	0001	08/10/2015	A	2015/16 Program ad sponsors	03	300	1690	9600	000000	000	2,485.00
067411	0001	08/12/2015	A	2015/16 Patron Mailing	03	300	1690	9600	000000	000	40.00
067412	0001	08/12/2015	A	2015/16 Patron Mailing	03	300	1690	9600	000000	000	60.00
067413	0001	08/12/2015	A	2015/16 Program Ad Sponsors	03	300	1690	9600	000000	000	195.00
067414	0001	08/12/2015	A	2015/16 Program Ad Sponsors	03	300	1690	9600	000000	000	679.00
067415	0001	08/12/2015	A	2015/16 Advertising	03	300	1690	9600	000000	000	1,250.00
067416	0001	08/14/2015	A	2015/16 Program Ad Sponsor	03	300	1690	9600	000000	000	195.00
067417	0001	08/14/2015	A	2015/16 Program Ad Sponsor	03	300	1690	9600	000000	000	195.00
067421	0001	08/14/2015	A	2015/16 Patron Mailing	03	300	1690	9600	000000	000	295.00
067422	0001	08/17/2015	A	2015 Fall Sports Pass	03	300	1690	9600	000000	000	50.00
067423	0001	08/17/2015	A	2015/16 Patron Mailing	03	300	1690	9600	000000	000	75.00
067426	0001	08/17/2015	A	2015/16 Program Ad sales	03	300	1690	9600	000000	000	195.00
067431	0001	08/17/2015	A	2015/16 Patron Mailing	03	300	1690	9600	000000	000	240.00
067433	0001	08/17/2015	A	OHSAA Tourn Reimb	03	300	1690	9600	000000	000	494.32
067434	0001	08/17/2015	A	2015/16 Program Ad sponsors	03	300	1690	9600	000000	000	640.00
067435	0001	08/17/2015	A	2015/16 Advertising	03	300	1690	9600	000000	000	1,250.00
067442	0001	08/19/2015	A	2015/16 Patron Mailing	03	300	1690	9600	000000	000	20.00
067443	0001	08/19/2015	A	2015/16 Patron Mailing	03	300	1690	9600	000000	000	50.00
067444	0001	08/19/2015	A	2015 Fall Ticket sales	03	300	1690	9600	000000	000	210.00
067445	0001	08/19/2015	A	2015/16 Program Ad sales	03	300	1690	9600	000000	000	200.00
067447	0001	08/19/2015	A	2015/16 Program Ad	03	300	1690	9600	000000	000	250.00
067448	0001	08/19/2015	A	Boosters Boys golf hotel pynt	03	300	1690	9600	000000	000	352.56
067457	0001	08/20/2015	A	Helmet Reconditioning	03	300	1690	9600	000000	000	40.00
067458	0001	08/20/2015	A	2015/16 Patron mailing	03	300	1690	9600	000000	000	115.00
067469	0001	08/20/2015	A	CC Uniform replacement	03	300	1690	9600	000000	000	30.00
067476	0001	08/21/2015	A	2015/16 Patron mailing	03	300	1690	9600	000000	000	10.00
067479	0001	08/21/2015	A	Girls tennis invit entry fee	03	300	1690	9600	000000	000	120.00
067481	0001	08/21/2015	A	2015/16 Program Ad sponsor	03	300	1690	9600	000000	000	195.00
067498	0001	08/21/2015	A	Girls tennis invit entry fee	03	300	1690	9600	000000	000	120.00
067491	0001	08/24/2015	A	2015/16 Program ad sales	03	300	1690	9600	000000	000	495.00
067503	0001	08/26/2015	A	2015 Fall Season ticket sales	03	300	1690	9600	000000	000	145.00

STATUS (STS) CODES:

A-RECEIPT B-REFUND OF RECEIPT V-VOID REFUND OF RECEIPT X-REDUCTION OF EXPENDITURE
 C-APPROPRIATION OR BUDGET MODIFICATIONS D-EXPENSE/SUPPLIES DISTRIBUTION F-FUND TO FUND TRANSFER

DATE: 09/02/2015
 TIME: 11:52

LEXINGTON LOCAL SCHOOLS
 TRANS. BY FUND/RCPT, ALL FUNDS
 DATES 08/01/2015 THRU 08/31/2015
 SORTED BY TRANSACTION DATE

PAGE: 10
 (RECLD)

TRANS NO	ITEM NO	TRANS DATE	STS	DESCRIPTION OR SOURCE	TI	FUND	RCPT	SPCC	SUBJ	OPU	TRANS AMOUNT
067505	0001	08/26/2015	A	2015/16 Patron mailing	03	300	1690	9600	000000	000	315.00
067511	0001	08/26/2015	A	2015/16 Program Ad sponsors	03	300	1690	9600	000000	000	710.00
067512	0001	08/26/2015	A	2015/16 Advertising	03	300	1690	9600	000000	000	1,250.00
037520	0001	08/27/2015	A	2015/16 Program Ad sponsors	03	300	1690	9600	000000	000	355.00
067521	0001	08/27/2015	A	2015/16 Program Ad sponsors	03	300	1690	9600	000000	000	600.00
067523	0001	08/28/2015	A	2015 Fall Season ticket sales	03	300	1690	9600	000000	000	85.00
067525	0001	08/28/2015	A	2015 Fall sports passes	03	300	1690	9600	000000	000	60.00
067528	0001	08/28/2015	A	2015/16 Program Ad sales	03	300	1690	9600	000000	000	925.00
067530	0001	08/31/2015	A	CC Invt T-Shirt sales	03	300	1690	9600	000000	000	1,994.00
067531	0001	08/31/2015	A	2015 Fall Season Ticket sales	03	300	1690	9600	000000	000	260.00
067532	0001	08/31/2015	A	2015/16 Patron mailing	03	300	1690	9600	000000	000	50.00
067538	0001	08/31/2015	A	2015/16 Patron mailing	03	300	1690	9600	000000	000	50.00
067539	0001	08/31/2015	A	2015/16 Program Ad sponsors	03	300	1690	9600	000000	000	715.00
067543	0001	08/31/2015	A	Emerson donation	03	300	1690	9600	000000	000	195.00
067551	0001	08/31/2015	A	2015/16 Patron Mailing	03	300	1690	9600	000000	000	20.00-
067552	0001	08/31/2015	A	2015/16 Patron Mailing	03	300	1690	9600	000000	000	50.00-
067554	0001	08/31/2015	A	2015/16 Program Ad Sponsors	03	300	1690	9600	000000	000	345.00-
067556	0001	08/31/2015	A	2015/16 Patron Mailing	03	300	1690	9600	000000	000	20.00-
RCPT CODE SUB-TOTAL:											22,148.88
067382	0001	08/04/2015	A	CC Invite Entry Fee	03	300	1890	9600	000000	701	180.00
067389	0001	08/04/2015	A	Boys Golf Invt entry fee	03	300	1890	9600	000000	706	270.00
067391	0001	08/04/2015	A	Girls' Golf Invt Entry Fee	03	300	1890	9600	000000	706	400.00
067397	0001	08/06/2015	A	Boys Golf Invt entry fee	03	300	1890	9600	000000	706	270.00
067399	0001	08/06/2015	A	Girls' Golf Invt Entry Fee	03	300	1890	9600	000000	706	400.00
067404	0001	08/10/2015	A	Girls Golf Invt Entry Fee	03	300	1890	9600	000000	706	200.00
067419	0001	08/14/2015	A	2015 Girls Golf Invt entry fe	03	300	1890	9600	000000	706	200.00
067420	0001	08/14/2015	A	2015 Boys Golf Invt entry fe	03	300	1890	9600	000000	706	270.00
067432	0001	08/17/2015	A	2015 Girls Tennis Invt entry	03	300	1890	9600	000000	705	360.00
067446	0001	08/19/2015	A	2015 Girls Golf Invt entry fe	03	300	1890	9600	000000	706	200.00
067449	0001	08/19/2015	A	2015 CC Camp registrations	03	300	1890	9600	000000	701	480.00
067450	0001	08/19/2015	A	2015 Boys/Girls golf entry fee	03	300	1890	9600	000000	706	670.00
067451	0001	08/19/2015	A	CC Camp registrations	03	300	1890	9600	000000	701	2,300.00
067452	0001	08/19/2015	A	CC Camp registrations	03	300	1890	9600	000000	701	2,595.00
067453	0001	08/19/2015	A	CC Camp registrations	03	300	1890	9600	000000	701	4,480.00
067499	0001	08/21/2015	A	Girls tennis invt entry fee	03	300	1890	9600	000000	705	120.00
067501	0001	08/26/2015	A	2015 CC Invt entry fee	03	300	1890	9600	000000	701	90.00
067502	0001	08/26/2015	A	2015 Cc camp fees	03	300	1890	9600	000000	701	100.00
067507	0001	08/26/2015	A	2015 CC Invt entry fee	03	300	1890	9600	000000	701	450.00
067540	0001	08/31/2015	A	Girls Golf Invt entry fee	03	300	1890	9600	000000	707	120.00
067541	0001	08/31/2015	A	Girls Golf Invt entry fee	03	300	1890	9600	000000	707	200.00
067553	0001	08/31/2015	A	Boys Golf Invt entry fee	03	300	1890	9600	000000	706	270.00-
067555	0001	08/31/2015	A	Girls' Golf Invt Entry Fee	03	300	1890	9600	000000	706	400.00-

STATUS (STS) CODES:

A-RECEIPT B-REFUND OF RECEIPT V-VOID REFUND OF RECEIPT X-REDUCTION OF EXPENDITURE
 C-APPROPRIATION OR BUDGET MODIFICATIONS D-EXPENSE/SUPPLIES DISTRIBUTION F-FUND TO FUND TRANSFER

TRANS NO	ITEM NO	TRANS DATE	STS	DESCRIPTION OR SOURCE	TI	FUND	RCPT	SPCC	SUBJ	OPU	TRANS AMOUNT	
											RCPT CODE SUB-TOTAL:	13,685.00
											FUND CODE SUB-TOTAL:	50,041.88
067560	0001	08/31/2015	A	IDEA-B Revenue	03	516	4220	9015	000000	000		4,821.23
											RCPT CODE SUB-TOTAL:	4,821.23
											FUND CODE SUB-TOTAL:	4,821.23
067545	0001	08/28/2015	A	IDEA-B Revenue	03	516	4220	9016	000000	000		4,821.23
067559	0001	08/31/2015	A	IDEA-B Revenue	03	516	4220	9016	000000	000		4,821.23-
											RCPT CODE SUB-TOTAL:	0.00
											FUND CODE SUB-TOTAL:	0.00
067558	0001	08/31/2015	A	Title I Revenue	03	572	4220	9015	000000	000		12,716.91
											RCPT CODE SUB-TOTAL:	12,716.91
											FUND CODE SUB-TOTAL:	12,716.91
067544	0001	08/31/2015	A	Title I Revenue	03	572	4220	9016	000000	000		12,716.91
067557	0001	08/31/2015	A	Title I Revenue	03	572	4220	9016	000000	000		12,716.91-
											RCPT CODE SUB-TOTAL:	0.00
											FUND CODE SUB-TOTAL:	0.00
											GRAND TOTAL:	3,250,253.06

STATUS (STS) CODES:

A-RECEIPT B-REFUND OF RECEIPT V-VOID REFUND OF RECEIPT X-REDUCTION OF EXPENDITURE
 C-APPROPRIATION OR BUDGET MODIFICATIONS D-EXPENSE/SUPPLIES DISTRIBUTION F-FUND TO FUND TRANSFER

	FYTD Receivable	FYTD Actual Receipts	MTD Actual Receipts	YTD Actual Receipts	FYTD Balance Receivable	FYTD Percent Received
*****TOTAL FOR FUND-SCC 001 0000 (GENERAL FUND):	23,322,655.00	6,627,775.10	2,776,057.24	18,926,755.45	16,694,879.90	28.42
*****TOTAL FOR FUND-SCC 001 9412 (GENERAL BUDGET RESERVE SET-ASIDE-1%/BWC):	0.00	0.00	0.00	0.00	0.00	0.00
*****TOTAL FOR FUND-SCC 001 9800 (FINGERPRINT PAYMENT CLEARING ACCOUNT):	0.00	0.00	0.00	0.00	0.00	0.00
*****TOTAL FOR FUND-SCC 002 0000 (BOND RETIREMENT FUND):	0.00	0.00	0.00	0.00	0.00	0.00
*****TOTAL FOR FUND-SCC 003 0000 (PERMANENT IMPROVEMENT FUND):	702,623.00	462,036.99	68,386.99	847,535.60	240,586.01	65.76
*****TOTAL FOR FUND-SCC 006 0000 (FOOD SERVICE FUND):	742,648.00	24,787.91	24,547.91	437,612.58	717,860.09	3.34
*****TOTAL FOR FUND-SCC 007 9003 (FRAN & WARREN RUPP SCHOLARSHIP):	0.00	0.00	0.00	0.00	0.00	0.00
*****TOTAL FOR FUND-SCC 007 9800 (TERRY McCAMMON SCHOLARSHIP FUND):	519.00	3.79	1.96	14.02	515.21	0.73
*****TOTAL FOR FUND-SCC 007 9801 (MINUTEMAN ALUMNI SCHOLARSHIP FUND):	103.00	0.56	0.29	102.04	102.44	0.54
*****TOTAL FOR FUND-SCC 007 9999 (LEXINGTON SCHOOLS TRUST FUND):	0.00	0.00	0.00	0.00	0.00	0.00

*** NOTE!! ONLY ACTIVE ACCOUNTS HAVE BEEN SELECTED, TOTALS MAY EXCLUDE AMOUNTS THAT ARE RELATED TO INACTIVE ACCOUNTS. ***

LEXINGTON LOCAL SCHOOLS
 Revenue Account Summary
 SORTED BY FUND-SCC/ACCT

	FYTD Receivable	FYTD Actual Receipts	MTD Actual Receipts	YTD Actual Receipts	FYTD Balance Receivable	FYTD Percent Received
*****TOTAL FOR FUND-SCC 018 9100 (HIGH SCHOOL PRINCIPAL'S FUND):	14,996.00	825.85	805.00	13,053.34	14,170.15	5.51
*****TOTAL FOR FUND-SCC 018 9200 (JUNIOR HIGH PRINCIPAL'S FUND):	9,154.00	4,326.00	4,326.00	5,582.62	4,828.00	47.26
*****TOTAL FOR FUND-SCC 018 9300 (EASTERN PRINCIPAL'S FUND):	4,146.00	0.00	0.00	2,357.61	4,146.00	0.00
*****TOTAL FOR FUND-SCC 018 9301 (EASTERN ELEMENTARY BOOKFAIR/BOXTOPS FUND):	7,035.00	0.00	0.00	7,034.92	7,035.00	0.00
*****TOTAL FOR FUND-SCC 018 9400 (CENTRAL PRINCIPAL'S FUND):	3,114.00	441.50	439.50	1,704.63	2,672.50	14.18
*****TOTAL FOR FUND-SCC 018 9401 (CENTRAL ELEMENTARY BOOKFAIR FUND):	5,659.00	0.00	0.00	1,098.40	5,659.00	0.00
*****TOTAL FOR FUND-SCC 018 9402 (CENTRAL ELEMENTARY ART):	2,164.00	0.00	0.00	2,164.00	2,164.00	0.00
*****TOTAL FOR FUND-SCC 018 9500 (WESTERN PRINCIPAL'S FUND):	6,933.00	1,217.00	1,217.00	4,370.12	5,716.00	17.55
*****TOTAL FOR FUND-SCC 018 9501 (WESTERN ELEMENTARY BOOKFAIR/BOXTOPS FUND):	8,220.00	0.00	0.00	3,880.01	8,220.00	0.00
*****TOTAL FOR FUND-SCC 018 9502 (HIGH SCHOOL ACADEMIC BOOSTERS FUND):	0.00	0.00	0.00	0.00	0.00	0.00

*** NOTE!! ONLY ACTIVE ACCOUNTS HAVE BEEN SELECTED, TOTALS MAY EXCLUDE AMOUNTS THAT ARE RELATED TO INACTIVE ACCOUNTS. ***

	FYTD Receivable	FYTD Actual Receipts	MTD Actual Receipts	YTD Actual Receipts	FYTD Balance Receivable	FYTD Percent Received
*****TOTAL FOR FUND-SCC 018 9503 (WESTERN ELEMENTARY ART):	1,542.00	0.00	0.00	1,542.42	1,542.00	0.00
*****TOTAL FOR FUND-SCC 018 9602 (JUNIOR HIGH ACADEMIC BOOSTERS FUND):	0.00	0.00	0.00	0.00	0.00	0.00
*****TOTAL FOR FUND-SCC 018 9901 (JUNIOR HIGH TEACHER ADVISORY FUND):	0.00	0.00	0.00	0.00	0.00	0.00
*****TOTAL FOR FUND-SCC 019 9001 (ACADEMIC BOOSTERS GRANTS):	1,000.00	0.00	0.00	1,000.00	1,000.00	0.00
*****TOTAL FOR FUND-SCC 019 9121 (CENTRAL ELEMENTARY PTO GRANTS):	3,217.00	24.02	12.81	137.07	3,192.98	0.75
*****TOTAL FOR FUND-SCC 019 9122 (EASTERN ELEMENTARY PTO GRANTS):	3,217.00	24.02	12.81	137.05	3,192.98	0.75
*****TOTAL FOR FUND-SCC 019 9123 (WESTERN ELEMENTARY PTO GRANTS):	3,217.00	24.02	12.80	137.08	3,192.98	0.75
*****TOTAL FOR FUND-SCC 019 9200 (RICHLAND COUNTY FOUNDATION GRANT PLAYGROUND):	0.00	0.00	0.00	0.00	0.00	0.00
*****TOTAL FOR FUND-SCC 019 9201 (RICHLAND COUNTY FOUNDATION GRANT CENTRAL PRID):	0.00	0.00	0.00	0.00	0.00	0.00
*****TOTAL FOR FUND-SCC 019 9202 (RICHLAND COUNTY FOUNDATION GRANT-HENSEL FY15):	0.00	0.00	0.00	0.00	0.00	0.00

*** NOTE!! ONLY ACTIVE ACCOUNTS HAVE BEEN SELECTED, TOTALS MAY EXCLUDE AMOUNTS THAT ARE RELATED TO INACTIVE ACCOUNTS. ***

LEXINGTON LOCAL SCHOOLS
 Revenue Account Summary
 SORTED BY FUND-SCC/ACCT

	FYTD Receivable	FYTD Actual Receipts	MTD Actual Receipts	YTD Actual Receipts	FYTD Balance Receivable	FYTD Percent Received
*****TOTAL FOR FUND-SCC 019 9204 (RICHLAND COUNTY FOUNDATION GRANT-PELPHREY 15):	0.00	0.00	0.00	0.00	0.00	0.00
*****TOTAL FOR FUND-SCC 019 9303 (OHIO POWER GRANT (BERRY)):	0.00	0.00	0.00	0.00	0.00	0.00
*****TOTAL FOR FUND-SCC 019 9616 (WALMART TEACHER OF THE YEAR-DANIELLE SAVAGE):	0.00	0.00	0.00	0.00	0.00	0.00
*****TOTAL FOR FUND-SCC 022 9601 (OHSAA TOURNAMENT AGENCY FUND):	46,568.00	236.13	0.00	40,788.11	46,331.87	0.51
*****TOTAL FOR FUND-SCC 024 0000 (EMPLOYEE BENEFITS FUND FOR MEDICAL/DENTAL):	3,421,986.00	613,340.20	306,852.73	2,507,846.66	2,808,645.80	17.92
*****TOTAL FOR FUND-SCC 200 9101 (HIGH SCHOOL ART CLUB):	0.00	0.00	0.00	0.00	0.00	0.00
*****TOTAL FOR FUND-SCC 200 9102 (HIGH SCHOOL DRAMA CLUB):	1,684.00	0.00	0.00	35.00	1,684.00	0.00
*****TOTAL FOR FUND-SCC 200 9103 (HIGH SCHOOL MATH CLUB):	0.00	0.00	0.00	0.00	0.00	0.00
*****TOTAL FOR FUND-SCC 200 9104 (HIGH SCHOOL LEADERSHIP COUNCIL):	400.00	0.00	0.00	400.00	400.00	0.00
*****TOTAL FOR FUND-SCC 200 9105 (HIGH SCHOOL FRENCH CLUB):	0.00	0.00	0.00	0.00	0.00	0.00

*** NOTE!! ONLY ACTIVE ACCOUNTS HAVE BEEN SELECTED, TOTALS MAY EXCLUDE AMOUNTS THAT ARE RELATED TO INACTIVE ACCOUNTS. ***

	FYTD Receivable	FYTD Actual Receipts	MTD Actual Receipts	YTD Actual Receipts	FYTD Balance Receivable	FYTD Percent Received
*****TOTAL FOR FUND-SCC 200 9107 (HIGH SCHOOL SPANISH CLUB):	665.00	0.00	0.00	280.00	665.00	0.00
*****TOTAL FOR FUND-SCC 200 9108 (HIGH SCHOOL LED CLUB):	2,918.00	0.00	0.00	769.77	2,918.00	0.00
*****TOTAL FOR FUND-SCC 200 9114 (HIGH SCHOOL STUDENT COUNCIL FUND):	660.00	0.00	0.00	290.00	660.00	0.00
*****TOTAL FOR FUND-SCC 200 9115 (HIGH SCHOOL KEY CLUB):	915.00	0.00	0.00	574.94	915.00	0.00
*****TOTAL FOR FUND-SCC 200 9116 (HIGH SCHOOL CHESS CLUB):	205.00	0.00	0.00	0.00	205.00	0.00
*****TOTAL FOR FUND-SCC 200 9119 (HIGH SCHOOL YEARBOOK FUND):	14,485.00	0.00	0.00	2,980.00	14,485.00	0.00
*****TOTAL FOR FUND-SCC 200 9120 (HIGH SCHOOL JOURNALISM FUND):	0.00	0.00	0.00	0.00	0.00	0.00
*****TOTAL FOR FUND-SCC 200 9121 (HIGH SCHOOL NATIONAL HONOR SOCIETY):	900.00	0.00	0.00	200.00	900.00	0.00
*****TOTAL FOR FUND-SCC 200 9160 (HIGH SCHOOL GERMAN CLUB):	0.00	0.00	0.00	0.00	0.00	0.00
*****TOTAL FOR FUND-SCC 200 9201 (JUNIOR HIGH ART CLUB):	135.00	0.00	0.00	50.00	135.00	0.00

*** NOTE!! ONLY ACTIVE ACCOUNTS HAVE BEEN SELECTED, TOTALS MAY EXCLUDE AMOUNTS THAT ARE RELATED TO INACTIVE ACCOUNTS. ***

	FYTD Receivable	FYTD Actual Receipts	MTD Actual Receipts	YTD Actual Receipts	FYTD Balance Receivable	FYTD Percent Received
*****TOTAL FOR FUND-SCC 200 9204 (JUNIOR HIGH STUDENT COUNCIL FUND):	1,415.00	0.00	0.00	1,138.31	1,415.00	0.00
*****TOTAL FOR FUND-SCC 200 9205 (JUNIOR HIGH LIBRARY CLUB):	0.00	0.00	0.00	0.00	0.00	0.00
*****TOTAL FOR FUND-SCC 200 9301 (EASTERN ELEMENTARY STUDENT ACTIVITY FUND):	1,235.00	0.00	0.00	1,235.46	1,235.00	0.00
*****TOTAL FOR FUND-SCC 200 9401 (CENTRAL ELEMENTARY STUDENT ACTIVITY FUND):	0.00	0.00	0.00	0.00	0.00	0.00
*****TOTAL FOR FUND-SCC 200 9611 (HIGH SCHOOL INFORMED TEENS FUND):	418.00	0.00	0.00	0.00	418.00	0.00
*****TOTAL FOR FUND-SCC 200 9612 (JUNIOR HIGH INFORMED TEENS FUND):	0.00	0.00	0.00	0.00	0.00	0.00
*****TOTAL FOR FUND-SCC 300 9015 (NETWORK CONNECTIVITY FY9015):	0.00	0.00	0.00	0.00	0.00	0.00
*****TOTAL FOR FUND-SCC 300 9106 (HIGH SCHOOL INTRAMURALS):	0.00	0.00	0.00	0.00	0.00	0.00
*****TOTAL FOR FUND-SCC 300 9115 (JAZZ BAND):	920.00	0.00	0.00	920.00	920.00	0.00
*****TOTAL FOR FUND-SCC 300 9116 (CHOIR):	1,500.00	0.00	0.00	120.00	1,500.00	0.00

*** NOTE!! ONLY ACTIVE ACCOUNTS HAVE BEEN SELECTED, TOTALS MAY EXCLUDE AMOUNTS THAT ARE RELATED TO INACTIVE ACCOUNTS. ***

	FYTD Receivable	FYTD Actual Receipts	MTD Actual Receipts	YTD Actual Receipts	FYTD Balance Receivable	FYTD Percent Received
*****TOTAL FOR FUND-SCC 300 9206 (JUNIOR HIGH PHYS ED DEPARTMENT FUND):	2,463.00	0.00	0.00	1,514.00	2,463.00	0.00
*****TOTAL FOR FUND-SCC 300 9210 (JR HIGH INSTRUMENTAL):	0.00	0.00	0.00	0.00	0.00	0.00
*****TOTAL FOR FUND-SCC 300 9600 (ATHLETIC FUND):	200,000.00	63,009.75	50,041.88	116,621.33	136,990.25	31.50
*****TOTAL FOR FUND-SCC 300 9601 (ATHLETIC TOURNAMENT FUND):	0.00	0.00	0.00	0.00	0.00	0.00
*****TOTAL FOR FUND-SCC 300 9602 (ORCHESTRA):	0.00	0.00	0.00	0.00	0.00	0.00
*****TOTAL FOR FUND-SCC 300 9603 (ELEMENTARY MUSIC):	194.00	0.00	0.00	194.21	194.00	0.00
*****TOTAL FOR FUND-SCC 300 9605 (BAND):	0.00	0.00	0.00	0.00	0.00	0.00
*****TOTAL FOR FUND-SCC 451 9013 (NETWORK CONNECTIVITY - FY 2013):	0.00	0.00	0.00	0.00	0.00	0.00
*****TOTAL FOR FUND-SCC 451 9015 (Network Connectivity FY 2015):	0.00	0.00	0.00	4,500.00	0.00	0.00
*****TOTAL FOR FUND-SCC 451 9016 (Network Connectivity FY 2016):	9,000.00	0.00	0.00	0.00	9,000.00	0.00

*** NOTE!! ONLY ACTIVE ACCOUNTS HAVE BEEN SELECTED, TOTALS MAY EXCLUDE AMOUNTS THAT ARE RELATED TO INACTIVE ACCOUNTS. ***

LEXINGTON LOCAL SCHOOLS
 Revenue Account Summary
 SORTED BY FUND-SCC/ACCT

	FYTD Receivable	FYTD Actual Receipts	MTD Actual Receipts	YTD Actual Receipts	FYTD Balance Receivable	FYTD Percent Received
*****TOTAL FOR FUND-SCC 506 9012 (RACE TO THE TOP GRANT FY12):	0.00	0.00	0.00	0.00	0.00	0.00
*****TOTAL FOR FUND-SCC 506 9013 (RACE TO THE TOP GRANT FY13):	0.00	0.00	0.00	0.00	0.00	0.00
*****TOTAL FOR FUND-SCC 506 9014 (RACE TO THE TOP GRANT FY14):	0.00	0.00	0.00	0.00	0.00	0.00
*****TOTAL FOR FUND-SCC 506 9015 (RACE TO THE TOP GRANT FY15):	0.00	0.00	0.00	2,930.81	0.00	0.00
*****TOTAL FOR FUND-SCC 506 9913 (OHIO RESIDENT EDUCATOR PROGRAM):	0.00	0.00	0.00	0.00	0.00	0.00
*****TOTAL FOR FUND-SCC 506 9914 (OHIO RESIDENT EDUCATOR PROGRAM):	0.00	0.00	0.00	0.00	0.00	0.00
*****TOTAL FOR FUND-SCC 516 9013 (IDEA-B SPECIAL EDUCATION FY13):	0.00	0.00	0.00	0.00	0.00	0.00
*****TOTAL FOR FUND-SCC 516 9014 (IDEA-B SPECIAL EDUCATION FY14):	0.00	0.00	0.00	0.00	0.00	0.00
*****TOTAL FOR FUND-SCC 516 9015 (IDEA-B SPECIAL EDUCATION FY15):	92,058.76	35,552.06	4,821.23	301,917.89	56,506.70	38.62
*****TOTAL FOR FUND-SCC 516 9016 (IDEA-B SPECIAL EDUCATION FY16):	408,082.85	0.00	0.00	0.00	408,082.85	0.00

*** NOTE!! ONLY ACTIVE ACCOUNTS HAVE BEEN SELECTED, TOTALS MAY EXCLUDE AMOUNTS THAT ARE RELATED TO INACTIVE ACCOUNTS. ***

LEXINGTON LOCAL SCHOOLS
 Revenue Account Summary
 SORTED BY FUND-SCC/ACCT

	FYTD Receivable	FYTD Actual Receipts	MTD Actual Receipts	YTD Actual Receipts	FYTD Balance Receivable	FYTD Percent Received
*****TOTAL FOR FUND-SCC 551 9013 (TITLE III LEP FY13):	0.00	0.00	0.00	0.00	0.00	0.00
*****TOTAL FOR FUND-SCC 572 9013 (TITLE I TARGETED ASSISTANCE FY13):	0.00	0.00	0.00	0.00	0.00	0.00
*****TOTAL FOR FUND-SCC 572 9014 (TITLE I FY14):	0.00	0.00	0.00	0.00	0.00	0.00
*****TOTAL FOR FUND-SCC 572 9015 (TITLE I FY15):	146,573.83	29,716.91	12,716.91	172,562.83	116,856.92	20.27
*****TOTAL FOR FUND-SCC 572 9016 (TITLE I FY16):	286,097.00	0.00	0.00	0.00	286,097.00	0.00
*****TOTAL FOR FUND-SCC 587 9015 (EARLY CHILDHOOD SPECIAL EDUCATION IDEA FY15):	0.00	0.00	0.00	1,590.27	0.00	0.00
*****TOTAL FOR FUND-SCC 587 9016 (EARLY CHILDHOOD SPECIAL EDUCATION IDEA FY16):	2,459.81	0.00	0.00	0.00	2,459.81	0.00
*****TOTAL FOR FUND-SCC 590 9013 (TITLE II-A IMPROVING TEACHER QUALITY FY13):	0.00	0.00	0.00	0.00	0.00	0.00
*****TOTAL FOR FUND-SCC 590 9014 (TITLE II-A IMPROVING TEACHER QUALITY FY14):	0.00	0.00	0.00	0.00	0.00	0.00
*****TOTAL FOR FUND-SCC 590 9015 (TITLE II-A IMPROVING TEACHER QUALITY FY15):	0.00	0.00	0.00	24,049.04	0.00	0.00

*** NOTE!! ONLY ACTIVE ACCOUNTS HAVE BEEN SELECTED, TOTALS MAY EXCLUDE AMOUNTS THAT ARE RELATED TO INACTIVE ACCOUNTS. ***

LEXINGTON LOCAL SCHOOLS
 Revenue Account Summary
 SORTED BY FUND-SCC/ACCT

	FYTD Receivable	FYTD Actual Receipts	MTD Actual Receipts	YTD Actual Receipts	FYTD Balance Receivable	FYTD Percent Received
*****TOTAL FOR FUND-SCC 590 9016 (TITLE II-A IMPROVING TEACHER QUALITY FY16):	41,898.21	0.00	0.00	0.00	41,898.21	0.00
*****TOTAL FOR FUND-SCC 599 9013 (NATIONAL SCHOOL LUNCH EXPANSION GRANT FY13):	0.00	0.00	0.00	0.00	0.00	0.00
*****TOTAL FOR FUND-SCC 599 9015 (CHILD NUTRITION - TEAM NUTRITION GRANT):	1,200.00	1,200.00	0.00	2,400.00	0.00	100.00
*****GRAND TOTALS:	29,529,198.46	7,864,541.81	3,250,253.06	23,442,127.59	21,664,656.65	26.63

*** NOTE!! ONLY ACTIVE ACCOUNTS HAVE BEEN SELECTED, TOTALS MAY EXCLUDE AMOUNTS THAT ARE RELATED TO INACTIVE ACCOUNTS. ***

LEXINGTON LOCAL SCHOOLS
 Appropriation Account Summary
 SORTED BY FUND-SCC

FYTD Appropriated	Prior FY Carryover Encumbrances	FYTD Expendable	FYTD Actual Expenditures	MTD Actual Expenditures	Current + Future Encumbrances	FYTD Remaining Balance	FYTD Percent Exp/Enc
*****TOTAL FOR FUND-SCC 001 0000 (GENERAL FUND):							
10,295,577.00	111,294.13	10,406,871.13	3,628,739.71	1,835,681.57	1,875,941.62	4,902,189.80	52.89
*****TOTAL FOR FUND-SCC 001 9412 (GENERAL BUDGET RESERVE SET-ASIDE-1Z/BWC):							
0.00	0.00	0.00	0.00	0.00	0.00	0.00	0.00
*****TOTAL FOR FUND-SCC 001 9800 (FINGERPRINT PAYMENT CLEARING ACCOUNT):							
0.00	0.00	0.00	0.00	0.00	0.00	0.00	0.00
*****TOTAL FOR FUND-SCC 002 0000 (BOND RETIREMENT FUND):							
0.00	0.00	0.00	0.00	0.00	0.00	0.00	0.00
*****TOTAL FOR FUND-SCC 003 0000 (PERMANENT IMPROVEMENT FUND):							
381,720.00	130.00	381,850.00	510,939.29	303,941.05	338,609.57	467,698.86	222.48
*****TOTAL FOR FUND-SCC 006 0000 (FOOD SERVICE FUND):							
369,886.00	0.00	369,886.00	82,273.10	39,726.14	251,547.59	36,065.31	90.25
*****TOTAL FOR FUND-SCC 007 9003 (FRAN & WARREN RUPP SCHOLARSHIP):							
0.00	0.00	0.00	0.00	0.00	0.00	0.00	0.00
*****TOTAL FOR FUND-SCC 007 9800 (TERRY McCAMMON SCHOLARSHIP FUND):							
250.00	0.00	250.00	0.00	0.00	0.00	250.00	0.00
*****TOTAL FOR FUND-SCC 007 9801 (MINUTEMAN ALUMNI SCHOLARSHIP FUND):							
0.00	0.00	0.00	0.00	0.00	0.00	0.00	0.00
*****TOTAL FOR FUND-SCC 007 9999 (LEXINGTON SCHOOLS TRUST FUND):							
0.00	0.00	0.00	0.00	0.00	0.00	0.00	0.00

*** NOTE!! ONLY ACTIVE ACCOUNTS HAVE BEEN SELECTED, TOTALS MAY EXCLUDE AMOUNTS THAT ARE RELATED TO INACTIVE ACCOUNTS. ***

LEXINGTON LOCAL SCHOOLS
 Appropriation Account Summary
 SORTED BY FUND-SCC

FYTD Appropriated	Prior FY Carryover Encumbrances	FYTD Expendable	FYTD Actual Expenditures	MTD Actual Expenditures	Current + Future Encumbrances	FYTD Remaining Balance	FYTD Percent Exp/Enc
*****TOTAL FOR FUND-SCC 018 9100 (HIGH SCHOOL PRINCIPAL'S FUND):							
7,637.00	0.00	7,637.00	73.00	73.00	325.00	7,239.00	5.21
*****TOTAL FOR FUND-SCC 018 9200 (JUNIOR HIGH PRINCIPAL'S FUND):							
4,310.00	280.00	4,590.00	34.00	34.00	7,714.00	3,158.00	168.80
*****TOTAL FOR FUND-SCC 018 9300 (EASTERN PRINCIPAL'S FUND):							
3,373.00	441.70	3,814.70	418.00	418.00	780.40	2,616.30	31.42
*****TOTAL FOR FUND-SCC 018 9301 (EASTERN ELEMENTARY BOOKFAIR/BOXTOPS FUND):							
2,227.00	0.00	2,227.00	0.00	0.00	4,000.00	1,773.00	179.61
*****TOTAL FOR FUND-SCC 018 9400 (CENTRAL PRINCIPAL'S FUND):							
857.00	140.00	997.00	274.79	274.79	240.00	482.21	51.63
*****TOTAL FOR FUND-SCC 018 9401 (CENTRAL ELEMENTARY BOOKFAIR FUND):							
1,751.00	0.00	1,751.00	0.00	0.00	753.02	997.98	43.01
*****TOTAL FOR FUND-SCC 018 9402 (CENTRAL ELEMENTARY ART):							
713.00	0.00	713.00	0.00	0.00	0.00	713.00	0.00
*****TOTAL FOR FUND-SCC 018 9500 (WESTERN PRINCIPAL'S FUND):							
3,459.00	0.00	3,459.00	74.75	0.00	0.00	3,384.25	2.16
*****TOTAL FOR FUND-SCC 018 9501 (WESTERN ELEMENTARY BOOKFAIR/BOXTOPS FUND):							
4,213.00	0.00	4,213.00	0.00	0.00	0.00	4,213.00	0.00
*****TOTAL FOR FUND-SCC 018 9502 (HIGH SCHOOL ACADEMIC BOOSTERS FUND):							
0.00	0.00	0.00	0.00	0.00	3,055.00	3,055.00	0.00

*** NOTE!! ONLY ACTIVE ACCOUNTS HAVE BEEN SELECTED, TOTALS MAY EXCLUDE AMOUNTS THAT ARE RELATED TO INACTIVE ACCOUNTS. ***

LEXINGTON LOCAL SCHOOLS
 Appropriation Account Summary
 SORTED BY FUND-SCC

FYTD Appropriated	Prior FY Carryover Encumbrances	FYTD Expendable	FYTD Actual Expenditures	MTD Actual Expenditures	Current + Future Encumbrances	FYTD Remaining Balance	FYTD Percent Exp/Enc
*****TOTAL FOR FUND-SCC 018 9503 (WESTERN ELEMENTARY ART):							
570.00	0.00	570.00	0.00	0.00	0.00	570.00	0.00
*****TOTAL FOR FUND-SCC 018 9602 (JUNIOR HIGH ACADEMIC BOOSTERS FUND):							
0.00	0.00	0.00	0.00	0.00	0.00	0.00	0.00
*****TOTAL FOR FUND-SCC 018 9901 (JUNIOR HIGH TEACHER ADVISORY FUND):							
0.00	0.00	0.00	0.00	0.00	0.00	0.00	0.00
*****TOTAL FOR FUND-SCC 019 9001 (ACADEMIC BOOSTERS GRANTS):							
1,236.00	0.00	1,236.00	500.00	500.00	0.00	736.00	40.45
*****TOTAL FOR FUND-SCC 019 9121 (CENTRAL ELEMENTARY PTO GRANTS):							
1,067.00	122.90	1,189.90	424.39	122.90	0.00	765.51	35.67
*****TOTAL FOR FUND-SCC 019 9122 (EASTERN ELEMENTARY PTO GRANTS):							
1,027.00	416.00	1,443.00	416.00	416.00	864.00	163.00	88.70
*****TOTAL FOR FUND-SCC 019 9123 (WESTERN ELEMENTARY PTO GRANTS):							
2,324.00	0.00	2,324.00	2,127.33	2,127.33	0.00	196.67	91.54
*****TOTAL FOR FUND-SCC 019 9200 (RICHLAND COUNTY FOUNDATION GRANT PLAYGROUND):							
0.00	0.00	0.00	0.00	0.00	0.00	0.00	0.00
*****TOTAL FOR FUND-SCC 019 9201 (RICHLAND COUNTY FOUNDATION GRANT CENTRAL PRID):							
0.00	0.00	0.00	0.00	0.00	0.00	0.00	0.00
*****TOTAL FOR FUND-SCC 019 9202 (RICHLAND COUNTY FOUNDATION GRANT-HENSEL FY15):							
0.00	0.00	0.00	0.00	0.00	0.00	0.00	0.00

*** NOTE!! ONLY ACTIVE ACCOUNTS HAVE BEEN SELECTED, TOTALS MAY EXCLUDE AMOUNTS THAT ARE RELATED TO INACTIVE ACCOUNTS. ***

LEXINGTON LOCAL SCHOOLS
 Appropriation Account Summary
 SORTED BY FUND-SCC

FYTD Appropriated	Prior FY Carryover Encumbrances	FYTD Expendable	FYTD Actual Expenditures	MTD Actual Expenditures	Current + Future Encumbrances	FYTD Remaining Balance	FYTD Percent Exp/Enc
*****TOTAL FOR FUND-SCC 019 9204 (RICHLAND COUNTY FOUNDATION GRANT-PELPHREY 15):							
0.00	0.00	0.00	0.00	0.00	0.00	0.00	0.00
*****TOTAL FOR FUND-SCC 019 9303 (OHIO POWER GRANT (BERRY)):							
0.00	0.00	0.00	0.00	0.00	0.00	0.00	0.00
*****TOTAL FOR FUND-SCC 019 9616 (WALMART TEACHER OF THE YEAR-DANIELLE SAVAGE):							
0.00	0.00	0.00	0.00	0.00	0.00	0.00	0.00
*****TOTAL FOR FUND-SCC 022 9601 (OHSAA TOURNAMENT AGENCY FUND):							
23,110.00	12,721.75	35,831.75	728.65	0.00	0.00	35,103.10	2.03
*****TOTAL FOR FUND-SCC 024 0000 (EMPLOYEE BENEFITS FUND FOR MEDICAL/DENTAL):							
2,000,846.00	0.00	2,000,846.00	276,216.32	5,923.15-	269,115.90	1,455,513.78	27.26
*****TOTAL FOR FUND-SCC 200 9101 (HIGH SCHOOL ART CLUB):							
0.00	0.00	0.00	0.00	0.00	0.00	0.00	0.00
*****TOTAL FOR FUND-SCC 200 9102 (HIGH SCHOOL DRAMA CLUB):							
4,086.00	0.00	4,086.00	0.00	0.00	0.00	4,086.00	0.00
*****TOTAL FOR FUND-SCC 200 9103 (HIGH SCHOOL MATH CLUB):							
0.00	0.00	0.00	0.00	0.00	0.00	0.00	0.00
*****TOTAL FOR FUND-SCC 200 9104 (HIGH SCHOOL LEADERSHIP COUNCIL):							
273.00	0.00	273.00	0.00	0.00	345.79	72.79-	126.66
*****TOTAL FOR FUND-SCC 200 9105 (HIGH SCHOOL FRENCH CLUB):							
0.00	0.00	0.00	0.00	0.00	0.00	0.00	0.00

*** NOTE!! ONLY ACTIVE ACCOUNTS HAVE BEEN SELECTED, TOTALS MAY EXCLUDE AMOUNTS THAT ARE RELATED TO INACTIVE ACCOUNTS. ***

LEXINGTON LOCAL SCHOOLS
 Appropriation Account Summary
 SORTED BY FUND-SCC

FYTD Appropriated	Prior FY Carryover Encumbrances	FYTD Expendable	FYTD Actual Expenditures	MTD Actual Expenditures	Current + Future Encumbrances	FYTD Remaining Balance	FYTD Percent Exp/Enc
*****TOTAL FOR FUND-SCC 200 9107 (HIGH SCHOOL SPANISH CLUB):							
229.00	0.00	229.00	0.00	0.00	0.00	229.00	0.00
*****TOTAL FOR FUND-SCC 200 9108 (HIGH SCHOOL LEO CLUB):							
516.00	100.00	616.00	0.00	0.00	460.00	156.00	74.68
*****TOTAL FOR FUND-SCC 200 9114 (HIGH SCHOOL STUDENT COUNCIL FUND):							
75.00	0.00	75.00	0.00	0.00	500.00	425.00	666.67
*****TOTAL FOR FUND-SCC 200 9115 (HIGH SCHOOL KEY CLUB):							
399.00	0.00	399.00	0.00	0.00	0.00	399.00	0.00
*****TOTAL FOR FUND-SCC 200 9116 (HIGH SCHOOL CHESS CLUB):							
0.00	125.00	125.00	25.00	0.00	100.00	0.00	100.00
*****TOTAL FOR FUND-SCC 200 9119 (HIGH SCHOOL YEARBOOK FUND):							
5,130.00	7,620.14	12,750.14	10,606.00	10,531.00	300.00	1,844.14	85.54
*****TOTAL FOR FUND-SCC 200 9120 (HIGH SCHOOL JOURNALISM FUND):							
0.00	0.00	0.00	0.00	0.00	0.00	0.00	0.00
*****TOTAL FOR FUND-SCC 200 9121 (HIGH SCHOOL NATIONAL HONOR SOCIETY):							
703.00	321.75	1,024.75	742.50	357.50	560.00	277.75	127.10
*****TOTAL FOR FUND-SCC 200 9160 (HIGH SCHOOL GERMAN CLUB):							
5.00	0.00	5.00	0.00	0.00	0.00	5.00	0.00
*****TOTAL FOR FUND-SCC 200 9201 (JUNIOR HIGH ART CLUB):							
11.00	0.00	11.00	0.00	0.00	0.00	11.00	0.00

*** NOTE!! ONLY ACTIVE ACCOUNTS HAVE BEEN SELECTED, TOTALS MAY EXCLUDE AMOUNTS THAT ARE RELATED TO INACTIVE ACCOUNTS. ***

LEXINGTON LOCAL SCHOOLS
 Appropriation Account Summary
 SORTED BY FUND-SCC

FYTD Appropriated	Prior FY Carryover Encumbrances	FYTD Expendable	FYTD Actual Expenditures	MTD Actual Expenditures	Current + Future Encumbrances	FYTD Remaining Balance	FYTD Percent Exp/Enc
*****TOTAL FOR FUND-SCC 200 9204 (JUNIOR HIGH STUDENT COUNCIL FUND):							
805.00	0.00	805.00	0.00	0.00	200.00	605.00	24.84
*****TOTAL FOR FUND-SCC 200 9205 (JUNIOR HIGH LIBRARY CLUB):							
0.00	0.00	0.00	0.00	0.00	0.00	0.00	0.00
*****TOTAL FOR FUND-SCC 200 9301 (EASTERN ELEMENTARY STUDENT ACTIVITY FUND):							
435.00	0.00	435.00	0.00	0.00	500.00	65.00	114.94
*****TOTAL FOR FUND-SCC 200 9401 (CENTRAL ELEMENTARY STUDENT ACTIVITY FUND):							
0.00	0.00	0.00	0.00	0.00	0.00	0.00	0.00
*****TOTAL FOR FUND-SCC 200 9611 (HIGH SCHOOL INFORMED TEENS FUND):							
50.00	0.00	50.00	0.00	0.00	0.00	50.00	0.00
*****TOTAL FOR FUND-SCC 200 9612 (JUNIOR HIGH INFORMED TEENS FUND):							
48.62	0.00	48.62	0.00	0.00	0.00	48.62	0.00
*****TOTAL FOR FUND-SCC 300 9106 (HIGH SCHOOL INTRAMURALS):							
0.00	0.00	0.00	0.00	0.00	0.00	0.00	0.00
*****TOTAL FOR FUND-SCC 300 9115 (JAZZ BAND):							
411.00	0.00	411.00	0.00	0.00	0.00	411.00	0.00
*****TOTAL FOR FUND-SCC 300 9116 (CHOIR):							
477.00	0.00	477.00	0.00	0.00	0.00	477.00	0.00
*****TOTAL FOR FUND-SCC 300 9206 (JUNIOR HIGH PHYS ED DEPARTMENT FUND):							
703.00	0.00	703.00	909.02	909.02	5,320.34	5,526.36	886.11

*** NOTE!! ONLY ACTIVE ACCOUNTS HAVE BEEN SELECTED, TOTALS MAY EXCLUDE AMOUNTS THAT ARE RELATED TO INACTIVE ACCOUNTS. ***

LEXINGTON LOCAL SCHOOLS
 Appropriation Account Summary
 SORTED BY FUND-SCC

FYTD Appropriated	Prior FY Carryover Encumbrances	FYTD Expendable	FYTD Actual Expenditures	MTD Actual Expenditures	Current + Future Encumbrances	FYTD Remaining Balance	FYTD Percent Exp/Enc
*****TOTAL FOR FUND-SCC 300 9210 (JR HIGH INSTRUMENTAL):							
0.00	0.00	0.00	0.00	0.00	0.00	0.00	0.00
*****TOTAL FOR FUND-SCC 300 9600 (ATHLETIC FUND):							
104,233.00	0.00	104,233.00	12,987.22	5,242.80	40,073.60	51,172.18	50.91
*****TOTAL FOR FUND-SCC 300 9601 (ATHLETIC TOURNAMENT FUND):							
0.00	0.00	0.00	0.00	0.00	0.00	0.00	0.00
*****TOTAL FOR FUND-SCC 300 9602 (ORCHESTRA):							
0.00	0.00	0.00	0.00	0.00	0.00	0.00	0.00
*****TOTAL FOR FUND-SCC 300 9603 (ELEMENTARY MUSIC):							
0.00	0.00	0.00	0.00	0.00	0.00	0.00	0.00
*****TOTAL FOR FUND-SCC 300 9605 (BAND):							
0.00	0.00	0.00	0.00	0.00	0.00	0.00	0.00
*****TOTAL FOR FUND-SCC 451 9013 (NETWORK CONNECTIVITY - FY 2013):							
0.00	0.00	0.00	0.00	0.00	0.00	0.00	0.00
*****TOTAL FOR FUND-SCC 451 9015 (Network Connectivity FY 2015):							
4,500.00	0.00	4,500.00	0.00	0.00	0.00	4,500.00	0.00
*****TOTAL FOR FUND-SCC 499 9101 (STATE GRANT 2001 READING IMPROV.INCENT-CENTRA):							
634.91	0.00	634.91	0.00	0.00	0.00	634.91	0.00
*****TOTAL FOR FUND-SCC 506 9012 (RACE TO THE TOP GRANT FY12):							
0.00	0.00	0.00	0.00	0.00	0.00	0.00	0.00

*** NOTE!! ONLY ACTIVE ACCOUNTS HAVE BEEN SELECTED, TOTALS MAY EXCLUDE AMOUNTS THAT ARE RELATED TO INACTIVE ACCOUNTS. ***

LEXINGTON LOCAL SCHOOLS
 Appropriation Account Summary
 SORTED BY FUND-SCC

FYTD Appropriated	Prior FY Carryover Encumbrances	FYTD Expendable	FYTD Actual Expenditures	MTD Actual Expenditures	Current + Future Encumbrances	FYTD Remaining Balance	FYTD Percent Exp/Enc
*****TOTAL FOR FUND-SCC 506 9013 (RACE TO THE TOP GRANT FY13):							
0.00	0.00	0.00	0.00	0.00	0.00	0.00	0.00
*****TOTAL FOR FUND-SCC 506 9014 (RACE TO THE TOP GRANT FY14):							
0.00	0.00	0.00	0.00	0.00	0.00	0.00	0.00
*****TOTAL FOR FUND-SCC 506 9015 (RACE TO THE TOP GRANT FY15):							
0.00	0.00	0.00	0.00	0.00	0.00	0.00	0.00
*****TOTAL FOR FUND-SCC 506 9913 (OHIO RESIDENT EDUCATOR PROGRAM):							
0.00	0.00	0.00	0.00	0.00	0.00	0.00	0.00
*****TOTAL FOR FUND-SCC 506 9914 (OHIO RESIDENT EDUCATOR PROGRAM):							
0.00	0.00	0.00	0.00	0.00	0.00	0.00	0.00
*****TOTAL FOR FUND-SCC 516 9013 (IDEA-B SPECIAL EDUCATION FY13):							
0.00	0.00	0.00	0.00	0.00	0.00	0.00	0.00
*****TOTAL FOR FUND-SCC 516 9014 (IDEA-B SPECIAL EDUCATION FY14):							
13,044.00	0.00	13,044.00	0.00	0.00	0.00	13,044.00	0.00
*****TOTAL FOR FUND-SCC 516 9015 (IDEA-B SPECIAL EDUCATION FY15):							
229,657.00	0.00	229,657.00	37,910.42	18,105.03	0.00	191,746.58	16.51
*****TOTAL FOR FUND-SCC 516 9016 (IDEA-B SPECIAL EDUCATION FY16):							
0.00	0.00	0.00	10,355.53	9,019.93	280,325.93	290,681.46	0.00
*****TOTAL FOR FUND-SCC 551 9013 (TITLE III LEP FY13):							
0.00	0.00	0.00	0.00	0.00	0.00	0.00	0.00

*** NOTE!! ONLY ACTIVE ACCOUNTS HAVE BEEN SELECTED, TOTALS MAY EXCLUDE AMOUNTS THAT ARE RELATED TO INACTIVE ACCOUNTS. ***

LEXINGTON LOCAL SCHOOLS
 Appropriation Account Summary
 SORTED BY FUND-SCC

FYTD Appropriated	Prior FY Carryover Encumbrances	FYTD Expendable	FYTD Actual Expenditures	MTD Actual Expenditures	Current + Future Encumbrances	FYTD Remaining Balance	FYTD Percent Exp/Enc
*****TOTAL FOR FUND-SCC 572 9013 (TITLE I TARGETED ASSISTANCE FY13):							
0.00	0.00	0.00	0.00	0.00	0.00	0.00	0.00
*****TOTAL FOR FUND-SCC 572 9014 (TITLE I FY14):							
14,305.00	0.00	14,305.00	0.00	0.00	0.00	14,305.00	0.00
*****TOTAL FOR FUND-SCC 572 9015 (TITLE I FY15):							
116,251.00	830.37	117,081.37	39,571.12	20,177.57	0.00	77,510.25	33.80
*****TOTAL FOR FUND-SCC 572 9016 (TITLE I FY16):							
0.00	0.00	0.00	2,287.33	2,287.33	5,610.00	7,897.33-	0.00
*****TOTAL FOR FUND-SCC 587 9015 (EARLY CHILDHOOD SPECIAL EDUCATION IDEA FY15):							
314.00	1,825.58	2,139.58	1,835.43	630.38	0.00	304.15	85.78
*****TOTAL FOR FUND-SCC 587 9016 (EARLY CHILDHOOD SPECIAL EDUCATION IDEA FY16):							
0.00	0.00	0.00	0.00	0.00	0.00	0.00	0.00
*****TOTAL FOR FUND-SCC 590 9013 (TITLE II-A IMPROVING TEACHER QUALITY FY13):							
0.00	0.00	0.00	0.00	0.00	0.00	0.00	0.00
*****TOTAL FOR FUND-SCC 590 9014 (TITLE II-A IMPROVING TEACHER QUALITY FY14):							
0.00	0.00	0.00	0.00	0.00	0.00	0.00	0.00
*****TOTAL FOR FUND-SCC 590 9015 (TITLE II-A IMPROVING TEACHER QUALITY FY15):							
23,156.00	0.00	23,156.00	0.00	0.00	0.00	23,156.00	0.00
*****TOTAL FOR FUND-SCC 590 9016 (TITLE II-A IMPROVING TEACHER QUALITY FY16):							
0.00	0.00	0.00	0.00	0.00	0.00	0.00	0.00

*** NOTE!! ONLY ACTIVE ACCOUNTS HAVE BEEN SELECTED, TOTALS MAY EXCLUDE AMOUNTS THAT ARE RELATED TO INACTIVE ACCOUNTS. ***

LEXINGTON LOCAL SCHOOLS
 Appropriation Account Summary
 SORTED BY FUND-SCC

FYTD Appropriated	Prior FY Carryover Encumbrances	FYTD Expendable	FYTD Actual Expenditures	MTD Actual Expenditures	Current + Future Encumbrances	FYTD Remaining Balance	FYTD Percent Exp/Enc
*****TOTAL FOR FUND-SCC 599 9013 (NATIONAL SCHOOL LUNCH EXPANSION GRANT FY13):							
0.00	0.00	0.00	0.00	0.00	0.00	0.00	0.00
*****TOTAL FOR FUND-SCC 599 9015 (CHILD NUTRITION - TEAM NUTRITION GRANT):							
600.00	0.00	600.00	1,200.00	0.00	0.00	600.00-	200.00
*****GRAND TOTALS:							
13,627,204.53	136,369.32	13,763,573.85	4,621,668.90	2,244,652.19	3,087,241.76	6,054,663.19	56.01

*** NOTE!! ONLY ACTIVE ACCOUNTS HAVE BEEN SELECTED, TOTALS MAY EXCLUDE AMOUNTS THAT ARE RELATED TO INACTIVE ACCOUNTS. ***