

LEXINGTON LOCAL SCHOOLS



FINANCIAL REPORT
FOR THE PERIOD ENDING
AUGUST 31, 2014

PREPARED BY
JASON WHITESEL, TREASURER

DATE: 09/03/2014
 TIME: 15:28

LEXINGTON LOCAL SCHOOLS
 CASH RECONCILIATION AS OF 08/31/2014

PAGE: 1
 (USAEMSED)

	SUB-TOTALS	TOTALS
	-----	-----
Gross Depository Balances:		
RICHLAND BANK SWEEP ACCT 0581	\$ 8,465,343.33	
RICHLAND BANK GENERAL ACCT 0580	2,317.05	
RICHLAND BANK ANTHEM SWEEP 4340	1,115,867.02	
RICHLAND BANK EE BENEFITS 3180	0.00	
RICHLAND BANK PAYROLL ACCT 9780	0.00	
RICHLAND BANK ATHLETIC ACCT 3280	4,782.85	

Total Depository Balances (Gross)		\$ 9,588,310.25
Adjustments to Bank Balance:		
Cash in Transit to Bank	\$ 4,563.50	
Outstanding Checks	213,117.24-	
Adjustments	424.10-	
MUNICIPAL DEDUCTIONS		

Total Adjustments to Bank Balance		208,977.84-
Investments:		
Treasury Bonds and Notes	\$ 0.00	
Certificate of Deposits	0.00	
Other Securities	0.00	
Other Investments:		

Total Investments		0.00
Cash on Hand:		
Petty Cash:		
TREASURER'S OFFICE	\$ 100.00	
HIGH SCHOOL	50.00	
JUNIOR HIGH SCHOOL	50.00	
EASTERN, CENTRAL, WESTERN	150.00	
ATHLETIC OFFICE	200.00	
Change Cash:		
ATHLETIC CHANGE	\$ 4,000.00	
CAFETERIA CHANGE	440.00	
JUNIOR HIGH SCHOOL	100.00	
EASTERN ELEMENTARY	100.00	
CENTRAL & WESTERN ELEM	200.00	
Cash with Fiscal Agent	0.00	

Total Cash on Hand		5,390.00

Total Balances		\$ 9,384,722.41
		=====
Total Fund Balance		\$ 9,384,722.41
		=====
Depository Clearance Accounts:		
RICHLAND BANK BOND/COUPON	\$ 0.00	

Total Clearance Account Balances		\$ 0.00


DATE: 09/03/2014
TIME: 15:28

LEXINGTON LOCAL SCHOOLS
CASH RECONCILIATION AS OF 08/31/2014

PAGE: 2
(USAEMSED)

SUB-TOTALS

TOTALS



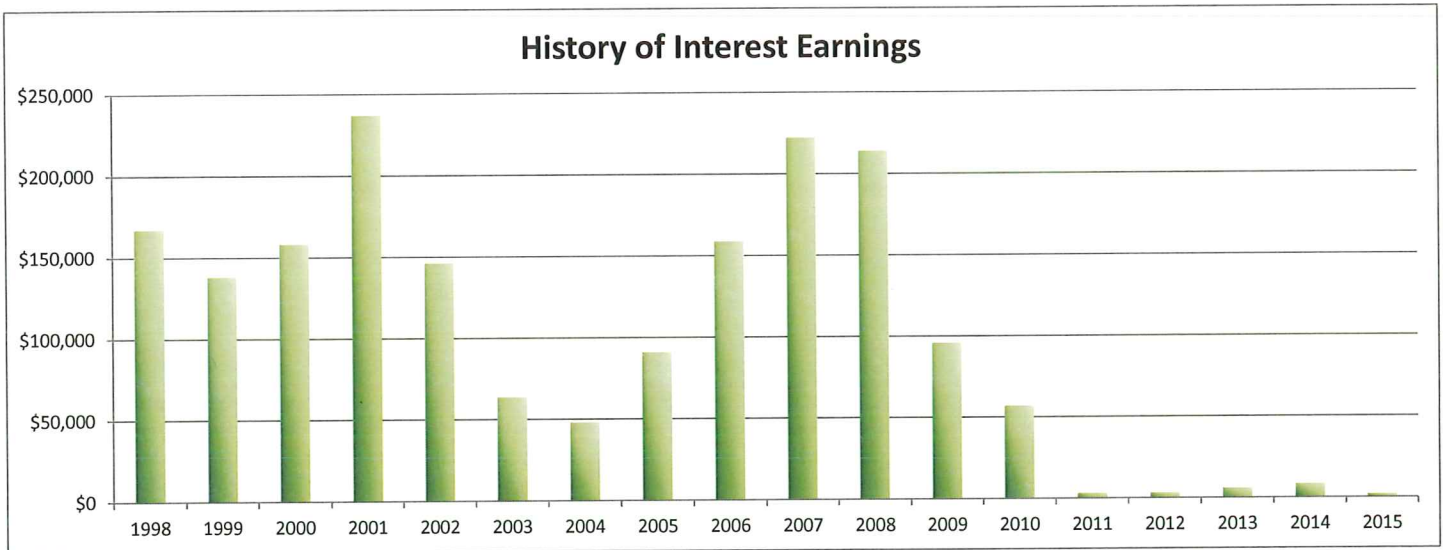
Treasurer

LEXINGTON LOCAL SCHOOLS
INVESTMENT REPORT FOR THE MONTH ENDING
August 31, 2014

INTEREST EARNED:	THIS MONTH	FISCAL YEAR TO DATE
Richland Bank, General Sweep	\$899.47	\$1,691.60
Richland Bank, Anthem Sweep	\$110.30	\$251.69
Star Ohio	\$0.00	\$0.00
Certificates of Deposit	\$0.00	\$0.00
Bonds and other types of investments	\$0.00	\$0.00
TOTAL INTEREST RECEIVED	\$1,009.77	\$1,943.29

History of Interest Earnings	Fiscal Year	Interest Earnings
	1998	\$ 167,057.52
	1999	\$ 138,113.69
	2000	\$ 157,991.72
	2001	\$ 236,839.79
	2002	\$ 146,052.34
	2003	\$ 63,712.36
	2004	\$ 47,970.95
	2005	\$ 90,719.94
	2006	\$ 158,724.51
	2007	\$ 221,998.86
	2008	\$ 213,660.34
	2009	\$ 95,639.63
	2010	\$ 56,860.22
	2011	\$ 3,001.78
	2012	\$ 3,090.00
	2013	\$ 5,758.97
	2014	\$ 8,349.92
FISCAL Year To Date	2015	\$1,943.29

Total Interest Earnings 1998 to Present	\$ 1,817,485.83
--	------------------------



Fnd	Sec	Description	Beginning Balance	MTD Revenues	FYTD Revenues	MTD Expenditures	FYTD Expenditures	Current Available Balance
001	0000	GENERAL FUND	4,268,193.98	3,292,220.07	6,753,472.45	1,724,902.38	3,198,650.94	7,823,015.49
001	9412	GENERAL BUDGET RESERVE SE	87,928.97	.00	.00	.00	.00	87,928.97
002	0000	BOND RETIREMENT FUND	1,925.89	.00	.00	.00	.00	1,925.89
003	0000	PERMANENT IMPROVEMENT FUN	184,452.93	94,410.31	260,910.31	125,372.74	268,444.78	176,918.46
006	0000	FOOD SERVICE FUND	842.59	30,868.69	30,943.69	52,488.85	98,248.03	64,461.75-
007	9800	TERRY McCAMMON SCHOLARSHI	13,528.75	1.33	502.71	.00	.00	14,031.46
007	9801	MINUTEMAN ALUMNI SCHOLARS	1,887.28	.18	.37	.00	.00	1,887.65
018	9100	HIGH SCHOOL PRINCIPAL'S F	2,146.22	1,060.58	1,139.58	.00	.00	3,285.80
018	9200	JUNIOR HIGH PRINCIPAL'S F	791.76	7,446.00	7,446.00	.00	.00	8,237.76
018	9300	EASTERN PRINCIPAL'S FUND	7,983.36	704.45	704.45	.00	.00	8,687.81
018	9301	EASTERN ELEMENTARY BOOKFA	8,296.72	.00	.00	.00	.00	8,296.72
018	9400	CENTRAL PRINCIPAL'S FUND	7,554.05	250.00	921.51	.00	.00	8,475.56
018	9401	CENTRAL ELEMENTARY BOOKFA	1,445.42	.00	.00	.00	.00	1,445.42
018	9500	WESTERN PRINCIPAL'S FUND	6,671.82	1,115.00	1,542.70	.00	.00	8,214.52
018	9501	WESTERN ELEMENTARY BOOKFA	397.67	.00	.00	.00	.00	397.67
018	9901	JUNIOR HIGH TEACHER ADVIS	109.25	.00	.00	.00	.00	109.25
019	9001	ACADEMIC BOOSTERS GRANTS	3,239.83	.00	.00	.00	.00	3,239.83
019	9121	CENTRAL ELEMENTARY PTO GR	26.01	18.67	27.51	26.01	26.01	27.51
019	9122	EASTERN ELEMENTARY PTO GR	2,180.70	18.65	27.48	.00	.00	2,208.18
019	9123	WESTERN ELEMENTARY PTO GR	2,255.68	18.66	27.49	.00	.00	2,283.17
019	9200	RICHLAND COUNTY FOUNDATIO	1,932.00	.00	71,760.27	.00	.00	73,692.27
019	9202	RICHLAND COUNTY FOUNDATIO	.00	584.05	584.05	.00	.00	584.05
019	9204	RICHLAND COUNTY FOUNDATIO	.00	987.41	987.41	.00	.00	987.41
022	9601	OHSSAA TOURNAMENT AGENCY F	145.52	.00	.00	145.52	145.52	.00
024	0000	EMPLOYEE BENEFITS FUND FO	1,191,672.43	304,420.37	606,651.03	286,018.73	682,441.44	1,115,882.02
200	9101	HIGH SCHOOL ART CLUB	93.76	.00	.00	.00	.00	93.76
200	9102	HIGH SCHOOL DRAMA CLUB	13,609.92	.00	.00	500.00	500.00	13,109.92
200	9103	HIGH SCHOOL MATH CLUB	52.70	.00	.00	.00	.00	52.70
200	9104	HIGH SCHOOL LEADERSHIP CO	489.81	.00	.00	.00	.00	489.81
200	9105	HIGH SCHOOL FRENCH CLUB	122.07	.00	.00	.00	.00	122.07
200	9107	HIGH SCHOOL SPANISH CLUB	211.90	.00	.00	.00	.00	211.90
200	9108	HIGH SCHOOL LED CLUB	1,847.90	.00	.00	.00	.00	1,847.90
200	9114	HIGH SCHOOL STUDENT COUNC	2,437.71	.00	.00	.00	.00	2,437.71
200	9115	HIGH SCHOOL KEY CLUB	1,176.88	.00	.00	.00	.00	1,176.88
200	9119	HIGH SCHOOL YEARBOOK FUND	41,123.01	.00	.00	.00	.00	41,123.01
200	9120	HIGH SCHOOL JOURNALISM FU	1,089.44	.00	.00	.00	.00	1,089.44
200	9121	HIGH SCHOOL NATIONAL HONO	2,525.00	.00	.00	91.23	91.23	2,433.77
200	9160	HIGH SCHOOL GERMAN CLUB	55.00	.00	.00	.00	.00	55.00
200	9204	JUNIOR HIGH STUDENT COUNC	786.34	.00	.00	.00	.00	786.34
200	9205	JUNIOR HIGH LIBRARY CLUB	77.65	.00	.00	.00	.00	77.65
200	9301	EASTERN ELEMENTARY STUDEN	82.66	.00	.00	.00	.00	82.66
200	9401	CENTRAL ELEMENTARY STUDEN	382.69	.00	.00	.00	.00	382.69
200	9611	HIGH SCHOOL INFORMED TEEN	470.63	.00	.00	.00	.00	470.63
200	9612	JUNIOR HIGH INFORMED TEEN	263.45	.00	.00	.00	.00	263.45
300	9115	JAZZ BAND	1,230.59	.00	.00	.00	.00	1,230.59
300	9116	CHOIR	2,660.56	200.00	200.00	.00	.00	2,860.56

FINANCIAL SUMMARY REPORT
 Processing Month: August 2014
 LEXINGTON LOCAL SCHOOLS

Fnd	Sec	Description	Beginning Balance	MTD Revenues	FYTD Revenues	MTD Expenditures	FYTD Expenditures	Current Available Balance
300	9206	JUNIOR HIGH PHYS ED DEPAR	769.79	305.00	305.00	50.98	50.98	1,023.81
300	9210	JR HIGH INSTRUMENTAL	41.03	.00	.00	.00	.00	41.03
300	9600	ATHLETIC FUND	1,768.45	40,873.71	53,598.71	30,200.44	33,109.28	22,257.88
300	9602	ORCHESTRA	63.22	.00	.00	.00	.00	63.22
300	9603	ELEMENTARY MUSIC	945.67	.00	.00	.00	.00	945.67
300	9605	BAND	232.95	.00	.00	.00	.00	232.95
499	9101	STATE GRANT 2001 READING	2,362.64	.00	.00	.00	.00	2,362.64
506	9014	RACE TO THE TOP GRANT FY1	2,868.24	.00	.00	.00	.00	2,868.24
506	9015	RACE TO THE TOP GRANT FY1	.00	.00	.00	5,761.68	7,480.80	7,480.80-
516	9014	IDEA-B SPECIAL EDUCATION	72.07	.00	36,927.93	19,293.77	26,087.64	10,912.36
516	9015	IDEA-B SPECIAL EDUCATION	.00	.00	.00	3,368.95	3,368.95	3,368.95-
572	9014	TITLE I FY14	47.06	9,359.85	28,759.85	14,305.73	28,611.37	195.54
572	9015	TITLE I FY15	.00	.00	.00	1,030.74	1,030.74	1,030.74-
Grand Total All Funds			5,875,569.62	3,784,862.98	7857,440.50	2,263,557.75	4348,287.71	9384,722.41
Total Invested Funds			.00					

DATE: 09/03/2014
TIME: 14:46:12OHIO DEPARTMENT OF EDUCATION - OFFICE OF SCHOOL MANAGEMENT ASSISTANCE
ANNUAL SPENDING PLAN (CURRENT OPERATION - GENERAL FUND ONLY - O.R.C. 5705.391)

PAGE: 1

SCHOOL DISTRICT: LEXINGTON LOCAL SCHOOLS

IRN # 049437

COUNTY: RICHLAND

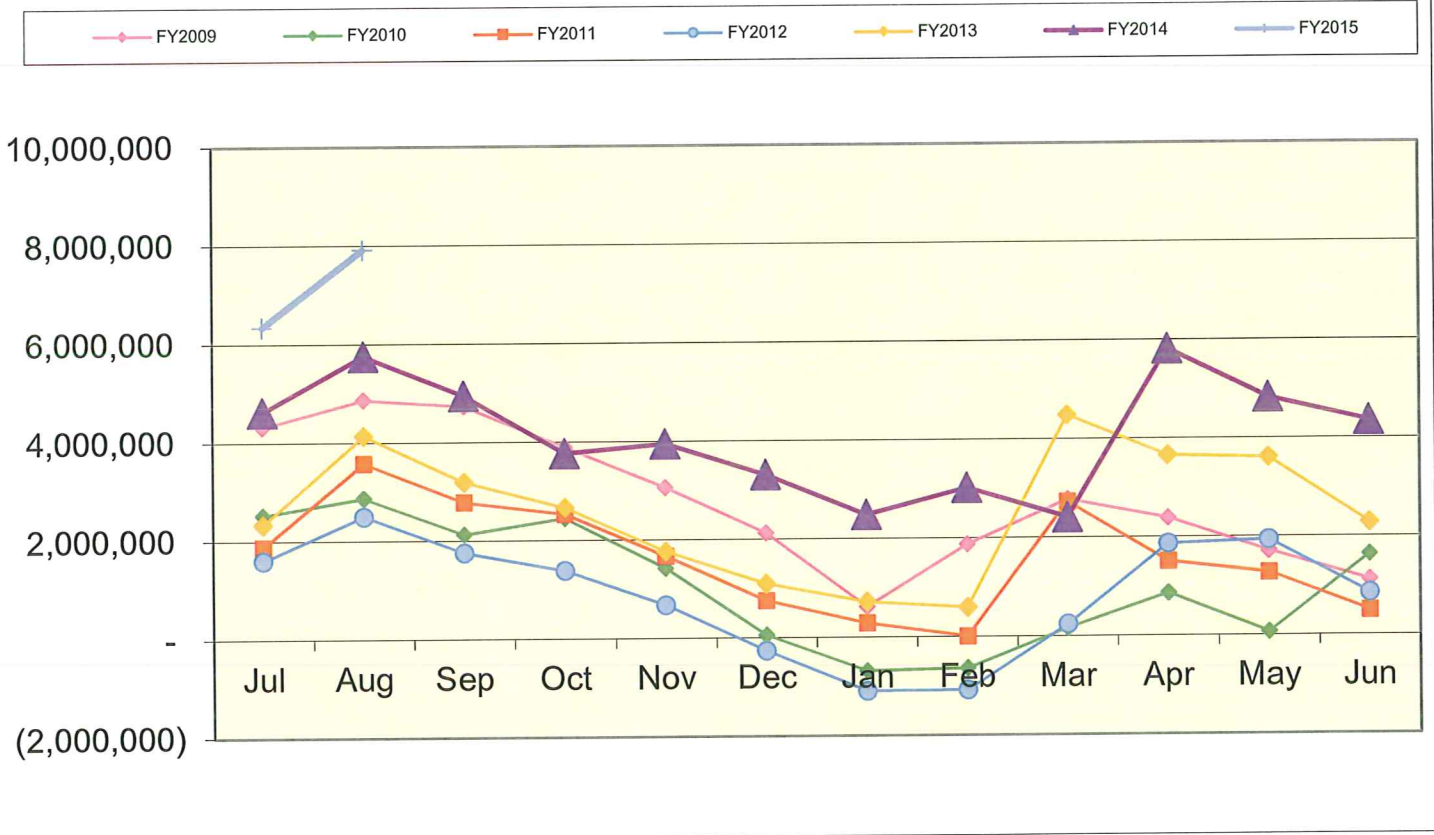
FISCAL YEAR: 2015 MONTH: 08

	MONTHLY ESTIMATE	MONTHLY ACTUAL	MONTHLY DIFFERENCE	FISCAL YTD ESTIMATE	FISCAL YTD ACTUAL	FISCAL YTD DIFFERENCE
REVENUES						
01.010 General Property (Real Estate)	2,000,000	2,103,112	103,112	5,000,000	4,711,612	288,388-
01.020 Tangible Personal Property Tax	160,000	194,706	34,706	160,000	194,706	34,706
01.030 Income Tax	0	0	0	0	0	0
01.035 Unrestricted Grants-in-Aid	760,000	882,052	122,052	1,520,000	1,686,214	166,214
01.040 Restricted Grants-in-Aid	400	6,477	6,077	800	12,954	12,154
01.045 Restricted Grants-in-Aid - SFSF	0	0	0	0	0	0
01.050 Property Tax Allocation	0	0	0	0	0	0
01.060 All Other Operating Revenue	55,000	93,297	38,297	75,000	100,269	25,269
01.070 Total Revenue	2,975,400	3,279,644	304,244	6,755,800	6,705,755	50,045-
OTHER FINANCING SOURCES						
02.010 Proceeds from Sale of Notes	0	0	0	0	0	0
02.020 State Emergency Loans & Advancements (Approved)	0	0	0	0	0	0
02.040 Operating Transfers-In	0	0	0	0	0	0
02.050 Advances-In	0	12,500	12,500	0	12,500	12,500
02.060 All Other Financing Sources	30,000	76	29,924-	35,000	35,218	218
02.070 Total Other Financing Sources	30,000	12,576	17,424-	35,000	47,718	12,718
02.080 Total Revenues and Other Financing Sources	3,005,400	3,292,220	286,820	6,790,800	6,753,473	37,327-
EXPENDITURES						
03.010 Personal Services	900,000	866,765	33,235-	1,800,000	1,731,355	68,645-
03.020 Employees' Retirement/Insurance Benefits	420,000	456,982	36,982	840,000	874,475	34,475
03.030 Purchased Services	240,000	188,984	51,016-	365,000	361,266	3,734-
03.040 Supplies and Materials	100,000	107,116	7,116	115,000	126,118	11,118
03.050 Capital Outlay	2,500	1,950	550-	4,000	1,950	2,050-
03.060 Intergovernmental	0	0	0	0	0	0
04.010 Debt Services: All Principal (Historical)	0	0	0	0	0	0
04.020 Debt Services: Principal - Notes	0	0	0	0	0	0
04.030 Debt Services: Principal - State Loans	0	0	0	0	0	0
04.040 Debt Services: Principal - State Advancements	0	0	0	0	0	0
04.050 Debt Services: Principal - HB 264 Loans	0	0	0	0	0	0
04.055 Debt Services: Principal - Other	0	0	0	0	0	0
04.060 Debt Services: Interest and Fiscal Charges	0	0	0	0	0	0
04.300 Other Objects	95,000	103,105	8,105	95,500	103,488	7,988
04.500 Total Expenditures	1,757,500	1,724,902	32,598-	3,219,500	3,198,652	20,848-
OTHER FINANCING USES						
05.010 Operating Transfers - Out	0	0	0	0	0	0
05.020 Advances - Out	0	0	0	0	0	0
05.030 All Other Financing Uses	0	0	0	0	0	0
05.040 Total Other Financing Uses	0	0	0	0	0	0
05.050 Total Expenditure and Other Financing Uses	1,757,500	1,724,902	32,598-	3,219,500	3,198,652	20,848-
06.010 Excess Rev & Oth Financing Sources over (under) Exp &	1,247,900	1,567,318	319,418	3,571,300	3,554,821	16,479-
07.010 Beginning Cash Balance	6,679,523	6,343,626	335,897-	4,356,123	4,356,123	0
07.020 Ending Cash Balance	7,927,423	7,910,944	16,479-	7,927,423	7,910,944	16,479-
08.010 Outstanding Encumbrances	1,750,000	1,889,516	139,516	1,750,000	1,889,516	139,516

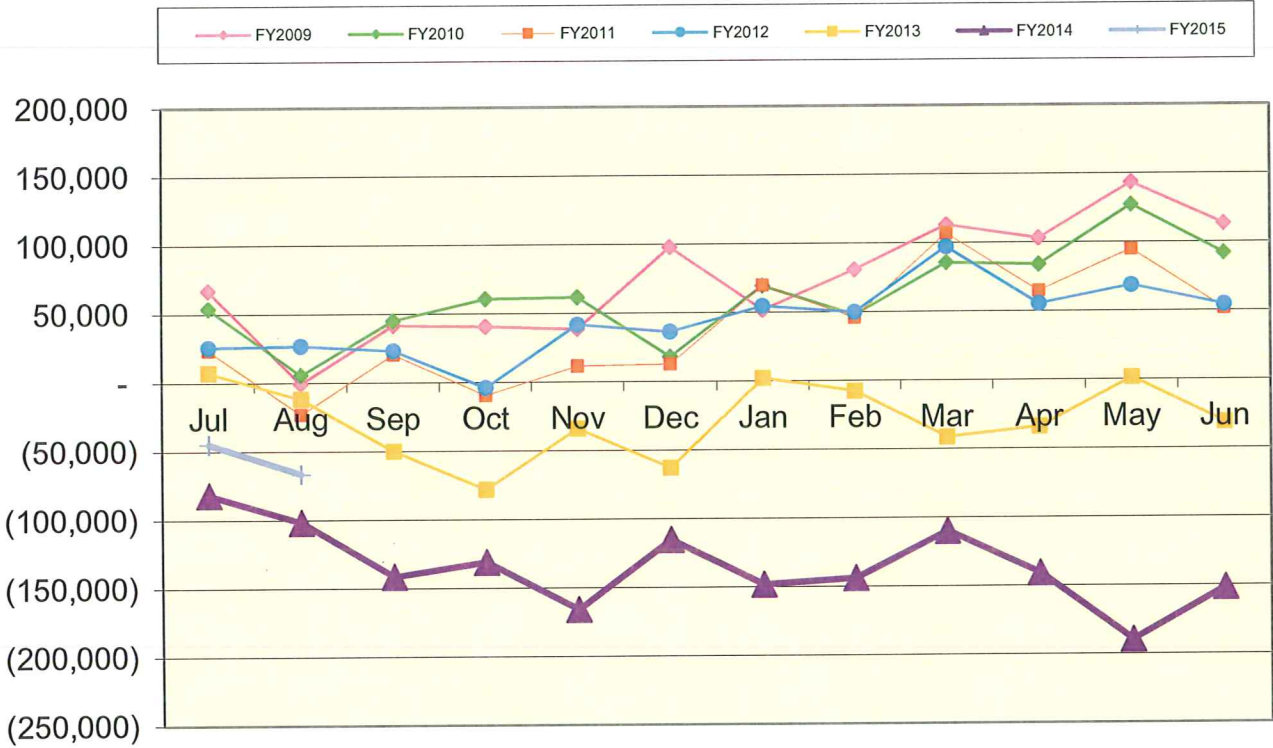
**LEXINGTON LOCAL SCHOOL DISTRICT
GENERAL FUND ONLY 2014-15
SUMMARY OF RECEIPTS AND EXPENDITURES - FIVE YEAR FORECAST FORMAT**

LINE 7.010	BEGINNING CASH BALANCE		\$ 4,356,123		
	8/31/2014	FISCAL	FISCAL	VARIANCE	PERCENT
		YEAR TO DATE	YEAR TO DATE	Estimate vs.	of
		Estimate	Actual	Actual	VARIANCE
REVENUES					
LINE 1.010	Real Estate Tax	\$ 5,000,000	\$ 4,711,612	(\$288,388)	-5.77%
LINE 1.020	Personal Property Tax	\$ 160,000	\$ 194,706	\$34,706	21.69%
LINE 1.030	Income Tax	\$ -	\$ -	\$0	
LINE 1.035	State Funding	\$ 1,520,000	\$ 1,686,214	\$166,214	10.94%
LINE 1.040	Career Tech Funding	\$ 800	\$ 12,954	\$12,154	1519.25%
LINE 1.050	Property Tax Allocation	\$ -	\$ -	\$0	#DIV/0!
LINE 1.060	Other Operating Revenue	\$ 75,000	\$ 100,269	\$25,269	33.69%
LINE 1.070	TOTAL REVENUE	\$ 6,755,800	\$ 6,705,755	(\$50,045)	-0.74%
			\$ -		
LINE 2.01	Proceeds from Notes	\$ -	\$ -	\$0	
LINE 2.04	Transfers In	\$ -	\$ -	\$0	
LINE 2.050	Advances In	\$ -	\$ 12,500	\$12,500	#DIV/0!
LINE 2.060	Other Financing Sources	\$ 35,000	\$ 35,218	\$218	0.62%
LINE 2.070	TOTAL OTHER SOURCES	\$ 35,000	\$ 47,718	\$12,718	36.34%
LINE 2.080	TOTAL REVENUES & Sources	\$ 6,790,800	\$ 6,753,473	(\$37,327)	-0.55%
EXPENSES					
LINE 3.010	Salaries	\$ 1,800,000	\$ 1,731,355	\$68,645	3.81%
LINE 3.020	Retirement and Benefits	\$ 840,000	\$ 874,475	(\$34,475)	-4.10%
LINE 3.030	Purchased Services	\$ 365,000	\$ 361,266	\$3,734	1.02%
LINE 3.040	Supplies and Materials	\$ 115,000	\$ 126,118	(\$11,118)	-9.67%
LINE 3.050	Capital Outlay and Equipment	\$ 4,000	\$ 1,950	\$2,050	51.25%
LINE 3.06	INTERGOVERNMENTAL	\$ -	\$ -	\$0	
LINE 4.020	DEBT SERVICE - Notes	\$ -	\$ -	\$0	
LINE 4.060	DEBT SERVICE - Interest charges	\$ -	\$ -	\$0	
LINE 4.300	Other Objects	\$ 95,500	\$ 103,488	(\$7,988)	-8.36%
LINE 4.500	TOTAL EXPENDITURES	\$ 3,219,500	\$ 3,198,652	\$20,848	0.65%
			\$ -		
LINE 5.00	TRANSFERS OUT	\$ -	\$ -	\$0	
LINE 5.02	ADVANCES OUT	\$ -	\$ -	\$0	
LINE 5.03	ALL OTHER USES	\$ -	\$ -	\$0	
LINE 5.040	TOTAL OTHER USES	\$ -	\$ -	\$0	
LINE 5.050	TOTAL EXPENDITURES & USES	\$ 3,219,500	\$ 3,198,652	\$20,848	0.65%
		Estimate	Actual	Variance	
LINE 6.010	REVENUES OVER EXPENSES	\$ 3,571,300	\$ 3,554,821	(\$16,479)	
LINE 7.020	ENDING CASH BALANCE	\$ 7,927,423	\$ 7,910,944	(\$16,479)	
	Less Reserves	\$ (87,929)	\$ (87,929)	\$ -	
LINE 8.010	Less Outstanding Encumbrances	\$ (1,750,000)	\$ (1,889,516)	\$ (139,516)	7.97%
LINE 15.010	Unreserved Fund Balance	\$ 6,089,494	\$ 5,933,499	(\$155,995)	-2.56%
		Estimate	Actual	Benchmark Yr. End	
	Salaries/Benefits as % of Revenue	39.1%	38.9%	80.1% or below	
	True Days Cash - Calendar Days on which can operate	117	115	60 or above	

Lexington Local Schools General Fund Cash Balance

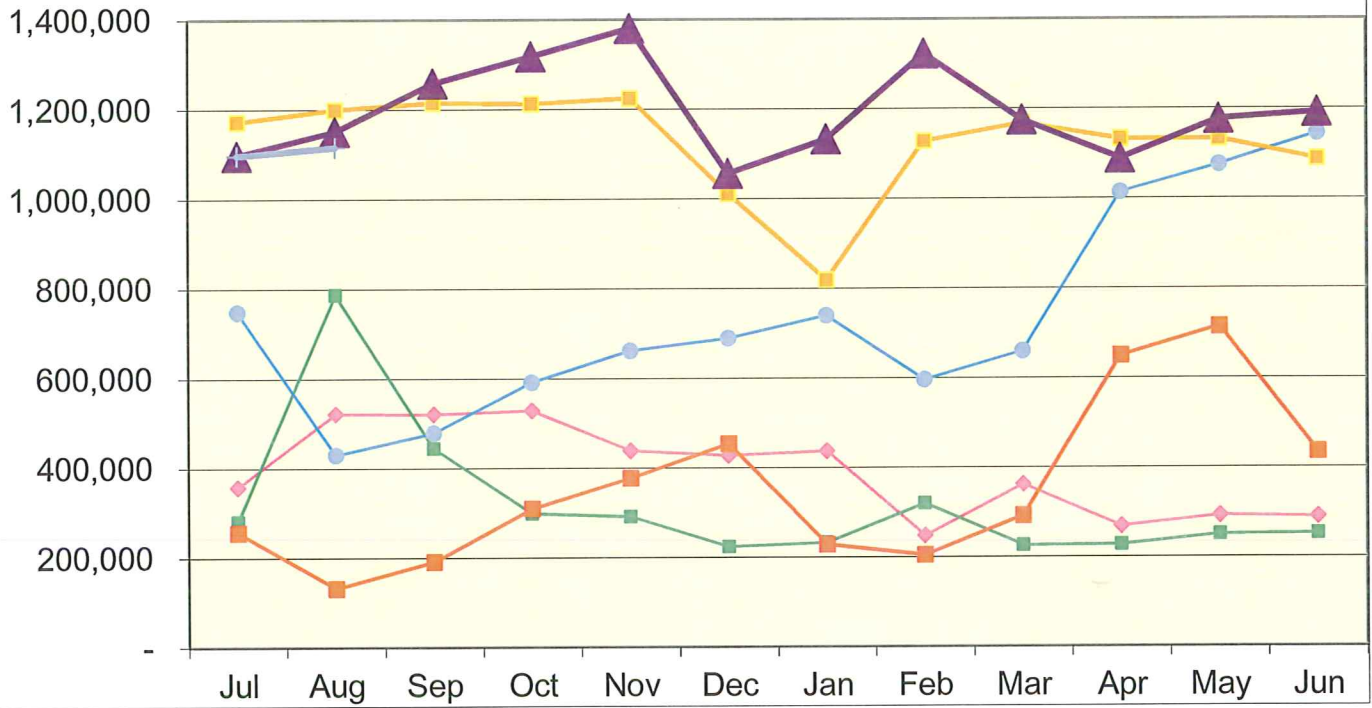


Lexington Local Schools Food Service Fund Cash Balance



Lexington Local Schools Employee Benefits Fund Cash Balance

◆ FY2009
 ■ FY2010
 ■ FY2011
 ● FY2012
 ■ FY2013
 ▲ FY2014
 ● FY2015



Lexington Local Schools

Permanent Improvement Fund 8/31/2014

	Budgeted Amount	Actual Fiscal Year Expended	Current Encumbrances	Available Budget
Instruction and Administration				
Pre-school equipment - Western	\$ 5,763.91		\$ -	\$5,763.91
Textbooks and instructional equipment	\$ 140,854.22	\$ 60,059.16	\$ 76,543.04	\$4,252.02
JH Art - Kiln	\$ 2,345.99		\$ -	\$2,345.99
HS Art - District portion of LAB grant	\$ 459.00		\$ -	\$459.00
HS Art - 3D Printer & Filaments	\$ 2,052.00		\$ -	\$2,052.00
New copier - Curriculum Director	\$ -	\$ 2,088.05	\$ -	(\$2,088.05)
Laptop - Bus Garage	\$ -	\$ -	\$ 737.10	(\$737.10)
Laptop - Treasurer's Office	\$ -	\$ -	\$ 741.93	(\$741.93)
JH/HS music instruments and equipment	\$ 10,315.70	\$ 8,277.00	\$ -	\$2,038.70

Maintenance

Asphalt throughout District (Hammett)	\$ 133,364.00	\$ 133,364.00	\$ -	\$0.00
New mower	\$ 9,000.00	\$ 8,969.00	\$ -	\$31.00
Tractor Lease	\$ -	\$ 9,708.04	\$ 9,708.04	(\$19,416.08)
Roof Repairs (Central & HS)	\$ 50,000.00	\$ 29,782.46	\$ 19,255.00	\$962.54

Transportation

New bus	\$ 90,610.00		\$ 90,610.00	\$0.00
Vehicles (Food Service, Maint. Pickup, Dump Truck)	\$ 63,589.49		\$ -	\$63,589.49

Technology

Computers, servers, tech equip., etc.	\$ 200,000.00		\$ 150,778.32	\$49,221.68
---------------------------------------	---------------	--	---------------	-------------

Food Service

Food Service Van	\$ 36,410.51		\$ 36,410.51	\$0.00
Food Service Equipment Maintenance/Repair	\$ -		\$ 20,965.31	(\$20,965.31)

Athletics and Student Activities

JH ice machine (Athletics)	\$ 2,323.77		\$ 2,364.00	(\$40.23)
Athletic equipment, etc.	\$ 14,470.00	\$ 11,320.00	\$ 3,241.00	(\$91.00)
Athletic office furniture	\$ 561.71		\$ 600.00	(\$38.29)
Guard Costumes - Football	\$ -		\$ 2,422.00	(\$2,422.00)
Flag Corps flags/rifles	\$ 1,795.00		\$ 1,795.00	\$0.00

Fees

Tax Collection Fees	\$ 12,000.00	\$ 4,877.07	\$ -	\$7,122.93
---------------------	--------------	-------------	------	------------

	Budgeted Amount	Actual Fiscal Year Expended	Current Encumbrances	Available Budget
Totals	\$ 775,915.30	\$ 268,444.78	\$ 416,171.25	\$ 91,299.27
Total Budgeted Plus Return to Gen. Fund	\$ 775,915.30			

Actual Cash Balance 7/1/14	\$ 184,452.93
Revenues FY15 - Taxes from levy	\$ 260,910.31
Expenditures FY15	\$ (268,444.78)
Current Cash Balance	\$176,918.46
Current Encumbrances	\$ (416,171.25)
Available Balance	(\$239,252.79)

Estimated Remaining Revenues FY15 - Taxes from levy	\$ 339,089.69
Estimated 6/30/15 Carryover	\$ 99,836.90

Check#	Check Date	Org Sta	Vendor Paid	Check Amount	Status Date
070937	08/05/2014	W/R	WITTMER, DAN	430.00	08/19/2014
070938	08/05/2014	W/W	EGGERTON, GENELLE	560.00	
070939	08/05/2014	W/R	MOHICAN ADVENTURES	1,550.00	08/11/2014
070940	08/05/2014	W/R	OHIO DREAMS, INC.	2,070.00	08/08/2014
070941	08/05/2014	W/R	ROHR, PAIGE	435.00	08/13/2014
070942	08/05/2014	W/R	POST MASTER	490.00	08/08/2014
070943	08/05/2014	W/R	PPG PITTSBURG PAINTS	239.00	08/12/2014
070944	08/05/2014	W/V	BIGLEY, REBECCA	2,536.00	08/05/2014
070945	08/05/2014	W/R	GIEFER, SALLY	683.68	08/11/2014
070946	08/05/2014	W/R	THORBURN, SARA	726.56	08/12/2014
070947	08/05/2014	W/R	SLAYBAUGH, SARAH	590.00	08/12/2014
070948	08/05/2014	W/R	STATE TEACHERS RETIREMENT	4,170.20	08/15/2014
070949	08/05/2014	W/R	TRACTOR SUPPLY COMPANY	99.99	08/28/2014
070950	08/05/2014	W/V	STALLARD, DEBRA	23.56	08/05/2014
070951	08/05/2014	W/R	BIGLEY, REBECCA	180.00	08/12/2014
070952	08/05/2014	W/R	BIGLEY, REBECCA	23.56	08/12/2014
070953	08/07/2014	W/R	AHC, INC	1,339.00	08/12/2014
070954	08/07/2014	W/R	SCHUSTER, ALLISON	430.00	08/11/2014
070955	08/07/2014	W/R	BAKER VEHICLE SYSTEMS, INC.	8,861.26	08/13/2014
070956	08/07/2014	W/R	CDW-G	143.62	08/12/2014
070957	08/07/2014	W/R	CLEARWATER SYSTEMS	59.80	08/13/2014
070958	08/07/2014	W/R	COLES ENERGY, INC.	424.06	08/12/2014
070959	08/07/2014	W/R	CONSOLIDATED PLASTICS	2,115.50	08/15/2014
070960	08/07/2014	W/R	CURRICULUM ASSOCIATES, INC.	284.93	08/12/2014
070961	08/07/2014	W/R	BENSON, DENISE	430.00	08/12/2014
070962	08/07/2014	W/R	G & L SUPPLY CO.	664.54	08/11/2014
070963	08/07/2014	W/R	GALION COMMUNITY HOSPITAL	1,392.00	08/22/2014
070964	08/07/2014	W/R	GRAINGER	141.57	08/12/2014
070965	08/07/2014	W/R	J & B ACCOUSTICAL	1,280.72	08/11/2014
070966	08/07/2014	W/R	LIMBACH COMPANY LLC	225.00	08/12/2014
070967	08/07/2014	W/R	MANSFIELD AUTO PARTS	1,854.35	08/12/2014
070968	08/07/2014	W/R	MILLIRON WASTE MGT.	48.90	08/12/2014
070969	08/07/2014	W/R	MUSIC IS ELEMENTARY	505.78	08/14/2014
070970	08/07/2014	W/R	NCOSSCA	240.00	08/19/2014
070971	08/07/2014	W/W	OHIO ASSOCIATION OF	25.00	
070972	08/07/2014	W/R	OASBO	110.00	08/14/2014
070973	08/07/2014	W/R	OHIO HEALTH CONSORTIUM, INC.	143.00	08/12/2014
070974	08/07/2014	W/R	OHSBCA	20.00	08/19/2014
070975	08/07/2014	W/W	OHSVCA	80.00	
070976	08/07/2014	W/R	PIONEER MANUFACTURING	88.95	08/12/2014
070977	08/07/2014	W/R	POST MASTER	245.00	08/14/2014
070978	08/07/2014	W/R	REALLY GOOD STUFF	37.00	08/12/2014
070979	08/07/2014	W/R	RINEHART-WALTERS-DANNER	148.00	08/14/2014
070980	08/07/2014	W/R	SCHOOL HEALTH CORP.	199.85	08/13/2014
070981	08/07/2014	W/R	SIESEL DISTRIBUTING, LLC	134.55	08/12/2014
070982	08/07/2014	W/R	SPORT-N-SHOES	13,360.00	08/11/2014
070983	08/07/2014	W/R	STAPLES	235.91	08/13/2014
070984	08/07/2014	W/R	TEACHERS COLLEGE, COLUMBIA U	2,250.00	08/20/2014
070985	08/07/2014	W/R	TRIUMPH LEARNING	1,342.66	08/12/2014
070986	08/07/2014	W/R	TRUCK SALES & SERVICE, INC.	20.43	08/12/2014
070987	08/07/2014	W/R	WOLFF BROS. SUPPLY, INC.	379.67	08/12/2014
070988	08/12/2014	W/R	CHARLES RITTER CO.	331.59	08/14/2014

Date: 9/03/2014

C H E C K R E G I S T E R
Processing Month: August 2014
LEXINGTON LOCAL SCHOOLS

Page: 2
(CHKREG)

Check#	Check Date	Org Sta	Vendor Paid	Check Amount	Status Date
070989	08/12/2014	W/R	CLEVELAND TANK AND SUPPLY	1,122.00	08/18/2014
070990	08/12/2014	W/R	BENSON, DENISE	570.00	08/19/2014
070991	08/12/2014	W/R	ELECTRICAL APPLIANCE REPAIR	38.62	08/19/2014
070992	08/12/2014	W/R	ESBER CASH REGISTER	3,294.90	08/19/2014
070993	08/12/2014	W/R	GRAINGER	12.50	08/18/2014
070994	08/12/2014	W/R	HD SUPPLY FACILITIES	262.45	08/19/2014
070995	08/12/2014	W/R	RICE, HOLLY	525.00	08/18/2014
070996	08/12/2014	W/R	BETSCHER, MELISSA	1,000.00	08/22/2014
070997	08/12/2014	W/R	OEDSA	205.00	08/18/2014
070998	08/12/2014	W/R	ROCHESTER 100 INC.	253.00	08/20/2014
070999	08/12/2014	W/R	SHEARER EQUIPMENT	2.48	08/20/2014
071000	08/12/2014	W/R	SHERWIN-WILLIAMS	319.56	08/20/2014
071001	08/12/2014	W/R	SCHEID, TIM	570.00	08/15/2014
071002	08/12/2014	W/R	TIRE CENTERS, INC.	126.22	08/18/2014
071003	08/12/2014	W/R	TREND ENTERPRISES, INC.	19.75	08/18/2014
071004	08/12/2014	W/W	ZANER-BLOSER	1,476.73	
071005	08/14/2014	W/W	ALLERTON HILL CONSULTING	12,500.00	
071006	08/14/2014	W/R	CLEARWATER SYSTEMS	29.90	08/19/2014
071007	08/14/2014	W/W	CLEVELAND STATE UNIVERSITY	500.00	
071008	08/14/2014	W/R	CRESTVIEW LOCAL SCHOOL	5,000.00	08/18/2014
071009	08/14/2014	W/R	DECKER DEPOT PARTY SHOPPE	80.00	08/19/2014
071010	08/14/2014	W/R	GARLAND COMPANY	29,782.46	08/19/2014
071011	08/14/2014	W/W	GALION COMMUNITY HOSPITAL	336.00	
071012	08/14/2014	W/R	HOUGHTON MIFFLIN HARCOURT	26,019.69	08/18/2014
071013	08/14/2014	W/R	JOSTEN'S	4,500.16	08/19/2014
071014	08/14/2014	W/W	KAUFMAN, KOREY	100.00	
071015	08/14/2014	W/R	HEIMANN, KAYLA	1,000.00	08/20/2014
071016	08/14/2014	W/R	OASBO	660.00	08/21/2014
071017	08/14/2014	W/R	OHIO CARDINAL CONFERENCE	1,350.00	08/20/2014
071018	08/14/2014	W/R	PEPPLE & WAGGONER, LTD.	5,967.50	08/19/2014
071019	08/14/2014	W/R	QUENCH	38.00	08/19/2014
071020	08/14/2014	W/R	SCHMIDT SECURITY	1,053.00	08/19/2014
071021	08/14/2014	W/R	KNAPP, SHELLY	271.01	08/19/2014
071022	08/14/2014	W/R	ST.PETER'S ATHLETIC DEPT	150.00	08/29/2014
071023	08/14/2014	W/R	SUNBELT RENTALS	1,064.70	08/21/2014
071024	08/14/2014	W/R	OHIO BUREAU OF CRIMINAL IDENT.	370.00	08/21/2014
071025	08/14/2014	W/R	UNITED ART & EDUCATION	50.00	08/19/2014
071026	08/18/2014	W/R	AIRGAS USA, LLC	47.94	08/22/2014
071027	08/18/2014	W/W	ASHLAND CITY SCHOOLS	705.00	
071028	08/18/2014	W/R	AWARDSMITH	25.00	08/22/2014
071029	08/18/2014	W/R	BAKER VEHICLE SYSTEMS, INC.	135.74	08/21/2014
071030	08/18/2014	W/W	BRUNSWICK HIGH SCHOOL	200.00	
071031	08/18/2014	W/W	BUCYRUS HIGH SCHOOL	140.00	
071032	08/18/2014	W/R	CDW-G	1,622.22	08/22/2014
071033	08/18/2014	W/R	CLEAR FORK VALLEY (ATH)	175.00	08/21/2014
071034	08/18/2014	W/R	COLUMBUS SCHOOL FOR GIRLS	100.00	08/28/2014
071035	08/18/2014	W/R	EDGE DOCUMENT SOLUTIONS, LLC	195.00	08/26/2014
071036	08/18/2014	W/R	EDISON LOCAL SCHOOL DISTRICT	200.00	08/22/2014
071037	08/18/2014	W/R	GRAINGER	573.51	08/22/2014
071038	08/18/2014	W/R	HD SUPPLY FACILITIES	119.16	08/22/2014
071039	08/18/2014	W/W	HIGHLAND HIGH SCHOOL	160.00	
071040	08/18/2014	W/R	HURSH DRUG, INC.	85.86	08/22/2014

Check#	Check Date	Org Sta	Vendor Paid	Check Amount	Status Date
071041	08/18/2014	W/R	ITsavvy	1,558.00	08/22/2014
071042	08/18/2014	W/R	J & B ACCOUSTICAL	117.74	08/20/2014
071043	08/18/2014	W/R	JOHN GARBER MATERIALS, INC.	82.03	08/22/2014
071044	08/18/2014	W/R	MADISON LOCAL SCHOOLS	180.00	08/21/2014
071045	08/18/2014	W/R	MANSFIELD RUBBER STAMP	26.40	08/22/2014
071046	08/18/2014	W/R	MID-OHIO ED. SERVICE CENTER	169.80	08/20/2014
071047	08/18/2014	W/W	NORWALK HIGH SCHOOL	260.00	
071048	08/18/2014	W/R	OAKWOOD CITY SCHOOL DISTRICT	250.00	08/26/2014
071049	08/18/2014	W/R	OIAAATREASURER	60.00	08/28/2014
071050	08/18/2014	W/R	ONTARIO ATHLETIC DEPT.	110.00	08/20/2014
071051	08/18/2014	W/R	ROHR, PAIGE	370.00	08/22/2014
071052	08/18/2014	W/W	PERRYSBURG SCHOOLS	195.00	
071053	08/18/2014	W/R	PIONEER CTC	75.00	08/22/2014
071054	08/18/2014	W/R	REALLY GOOD STUFF	471.53	08/26/2014
071055	08/18/2014	W/R	RIDDELL	13,451.32	08/22/2014
071056	08/18/2014	W/R	SLAYBAUGH, SARAH	395.00	08/22/2014
071057	08/18/2014	W/R	SCHOOL SPECIALTY INC.	394.20	08/22/2014
071058	08/18/2014	W/R	SHERWIN-WILLIAMS	429.20	08/22/2014
071059	08/18/2014	W/R	TIFFIN CITY SCHOOLS	280.00	08/29/2014
071060	08/18/2014	W/R	WOLFF BROS. SUPPLY, INC.	393.12	08/21/2014
071061	08/18/2014	W/R	WOOSTER HIGH SCHOOL	200.00	08/26/2014
071062	08/20/2014	W/R	FAST EDDIES	333.25	08/21/2014
071063	08/21/2014	W/W	ASHLAND CITY SCHOOLS	230.00	
071064	08/21/2014	W/R	CBIZ BENEFITS & INSURANCE	2,750.00	08/26/2014
071065	08/21/2014	W/R	POTTER, CECIL	44.75	08/26/2014
071066	08/21/2014	W/R	COLE DISTRIBUTING	248.85	08/26/2014
071067	08/21/2014	W/R	COLES ENERGY, INC.	1,121.30	08/26/2014
071068	08/21/2014	W/R	CYNMAR CORPORATION	431.61	08/26/2014
071069	08/21/2014	W/R	ELZY MILLING & TRADE LTD.	970.80	08/27/2014
071070	08/21/2014	W/R	FAST EDDIES	220.50	08/22/2014
071071	08/21/2014	W/R	FLINN SCIENTIFIC, INC.	2,873.43	08/27/2014
071072	08/21/2014	W/R	G & L SUPPLY CO.	79.88	08/22/2014
071073	08/21/2014	W/R	GALION HIGH SCHOOL (AD)	200.00	08/29/2014
071074	08/21/2014	W/W	GERMAN'S BUS SALES & SERVICE	1,158.60	
071075	08/21/2014	W/R	ITsavvy	2,088.05	08/27/2014
071076	08/21/2014	W/R	LAKESHORE LEARNING MATERIALS	384.60	08/27/2014
071077	08/21/2014	W/R	LESCH BATTERY & POWER	599.94	08/29/2014
071078	08/21/2014	W/R	MANSFIELD STRUCTURAL &	335.60	08/27/2014
071079	08/21/2014	W/R	METROPOLITAN EDUCATIONAL	1,003.97	08/26/2014
071080	08/21/2014	W/R	MINUTEMAN PRESS	2,253.08	08/29/2014
071081	08/21/2014	W/W	OHIO HIGH SCHOOL ATH. ASSOC.	300.00	
071082	08/21/2014	W/R	POST MASTER	294.00	08/26/2014
071083	08/21/2014	W/R	SCHMIDT SECURITY	585.50	08/26/2014
071084	08/21/2014	W/R	SCHOOL EMPLOYEES RETIREMENT	5,576.96	08/26/2014
071085	08/21/2014	W/R	STATE TEACHERS RETIREMENT	4,314.20	08/29/2014
071086	08/21/2014	W/R	UNITED ART & EDUCATION	75.00	08/26/2014
071087	08/21/2014	W/R	BELLEVUE SCHOOL DISTRICT	170.00	08/29/2014
071088	08/21/2014	W/R	CNC PRESSURE WASHING	1,372.00	08/26/2014
071089	08/21/2014	W/W	COLE-PARMER	328.22	
071090	08/21/2014	W/W	COLLEGE BOARD, THE	645.00	
071091	08/21/2014	W/W	BERRY, JENNIFER	26.44	
071092	08/21/2014	W/R	MARION HARDING HIGH SCHOOL	150.00	08/27/2014

Date: 9/03/2014

C H E C K R E G I S T E R
Processing Month: August 2014
LEXINGTON LOCAL SCHOOLS

Page: 4
(CHKREG)

Check#	Check Date	Org Sta	Vendor Paid	Check Amount	Status Date
071093	08/21/2014	W/W	ONTARIO ATHLETIC DEPT.	150.00	
071094	08/21/2014	W/W	FREDERICKTOWN LOCAL SCHOOLS	150.00	
071095	08/21/2014	W/W	PICKERINGTON HS NORTH	150.00	
071096	08/21/2014	W/R	SUNGARD K12 EDUCATION	12,923.04	08/28/2014
071097	08/21/2014	W/R	FIN, FEATHER, FUR OUTFITTERS	26.98	08/26/2014
071098	08/25/2014	W/W	APPERSON	471.47	
071099	08/25/2014	W/R	ARMSTRONG TOOL & SUPPLY	4,016.78	08/29/2014
071100	08/25/2014	W/R	AWARDSMITH	25.00	08/29/2014
071101	08/25/2014	W/W	BARNES & NOBLE	89.52	
071102	08/25/2014	W/R	BRICKER & ECKLER LLP	90.75	08/29/2014
071103	08/25/2014	W/W	BSN SPORTS	124.03	
071104	08/25/2014	W/W	CDW-G	2,661.94	
071105	08/25/2014	W/W	CENGAGE LEARNING	3,880.25	
071106	08/25/2014	W/R	CHARLES RITTER CO.	1,210.12	08/27/2014
071107	08/25/2014	W/W	COLLEGE BOARD, THE	620.00	
071108	08/25/2014	W/R	CONTINENTAL PRESS INC.	313.15	08/29/2014
071109	08/25/2014	W/W	GALION COMMUNITY HOSPITAL	192.00	
071110	08/25/2014	W/R	GRAINGER	159.72	08/29/2014
071111	08/25/2014	W/W	HEALTHCARE BILLING SERVICES	302.11	
071112	08/25/2014	W/W	HOUGHTON MIFFLIN HARCOURT	4,224.00	
071113	08/25/2014	W/W	BERRY, JENNIFER	570.00	
071114	08/25/2014	W/W	KIMBALL MIDWEST	186.74	
071115	08/25/2014	W/W	KRAMES STAYWELL	162.88	
071116	08/25/2014	W/W	LESCH BATTERY & POWER	698.39	
071117	08/25/2014	W/W	McCORMICK'S ENTERPRISES, INC.	362.90	
071118	08/25/2014	W/W	ML TECH SERVICES LLC	2,134.76	
071119	08/25/2014	W/W	NASCO	43.89	
071120	08/25/2014	W/W	OHSVCA	25.00	
071121	08/25/2014	W/W	POST MASTER	196.00	
071122	08/25/2014	W/W	PRECISION MULCHING	7,552.00	
071123	08/25/2014	W/R	SCHMIDT SECURITY	300.00	08/27/2014
071124	08/25/2014	W/R	SHELBY PRINTING, INC.	828.00	08/28/2014
071125	08/25/2014	W/W	TOLEDO P.E. SUPPLY	1,087.98	
071126	08/25/2014	W/W	UPSTART	85.13	
071127	08/25/2014	W/W	VISTA HIGHER LEARNING, INC.	415.82	
071128	08/25/2014	W/R	WOLFF BROS. SUPPLY, INC.	225.16	08/29/2014
071129	08/26/2014	W/W	POST MASTER	980.00	
071130	08/28/2014	W/W	AMERICAN ELECTRIC POWER	15,289.16	
071131	08/28/2014	W/W	BSN SPORTS	66.42	
071132	08/28/2014	W/W	CenturyLink	1,255.68	
071133	08/28/2014	W/W	COLES ENERGY, INC.	635.05	
071134	08/28/2014	W/W	COLUMBUS PRO PERCUSSION, INC.	1,005.67	
071135	08/28/2014	W/W	CompManagement, Inc.	2,985.00	
071136	08/28/2014	W/W	COUSIN'S UNIFORM & TUX LLC	1,879.20	
071137	08/28/2014	W/W	DELTA EDUCATION, INC.	4,809.28	
071138	08/28/2014	W/W	DONN ROGER MCCAMMON	4,437.00	
071139	08/28/2014	W/W	FOLLETT SCHOOL SOLUTIONS, INC	544.50	
071140	08/28/2014	W/W	FRONT & CENTER TURF	595.00	
071141	08/28/2014	W/W	G & L SUPPLY CO.	802.00	
071142	08/28/2014	W/W	GOPHER SPORTS	38.55	
071143	08/28/2014	W/W	JONES POTATO CHIP CO.	24.00	
071144	08/28/2014	W/W	KELL ACE HARDWARE	44.17	

Check#	Check Date	Org Sta	Vendor Paid	Check Amount	Status Date
071145	08/28/2014	W/W	MCGRAW-HILL EDUCATION GROUP	2,299.08	
071146	08/28/2014	W/W	MERIDIAN STUDENT PLANNERS	1,990.00	
071147	08/28/2014	W/W	METRONOME MUSIC STORE	8,277.00	
071148	08/28/2014	W/W	MID-OHIO ED. SERVICE CENTER	838.99	
071149	08/28/2014	W/W	MT BUSINESS TECHNOLOGIES, INC.	366.00	
071150	08/28/2014	W/W	OHIO ASSOCIATION OF	25.00	
071151	08/28/2014	W/W	OMNI CHEER	530.72	
071152	08/28/2014	W/W	PASCO SCIENTIFIC	107.00	
071153	08/28/2014	W/W	SMITH, RACHEL	22.56	
071154	08/28/2014	W/W	REX'S LAWN CARE	1,950.00	
071155	08/28/2014	W/W	DUNN, RICHARD	250.00	
071156	08/28/2014	W/W	SCHMIDT SECURITY	90.00	
071157	08/28/2014	W/W	SCHOLASTIC CLASSROOM MAGAZINES	112.20	
071158	08/28/2014	W/W	SHIFFLER EQUIPMENT SALES	99.10	
071159	08/28/2014	W/W	STAPLES ADVANTAGE	393.66	
071160	08/28/2014	W/W	STAPLES	550.98	
071161	08/28/2014	W/W	STERLING PAPER	3,770.00	
071162	08/28/2014	W/W	VERIZON WIRELESS	750.01	
071163	08/28/2014	W/W	WAL-MART DISCOUNT CITIES	1,138.07	
071164	08/28/2014	W/W	WOLFF BROS. SUPPLY, INC.	740.82	
071165	08/28/2014	W/W	YOUNG LEADERS INSTITUTE	100.00	
071166	08/29/2014	W/W	ACHIEVEMENT PRODUCTS FOR	347.86	
071167	08/29/2014	W/W	STUDIES WEEKLY INC.	1,100.00	
071168	08/29/2014	W/W	ARCHIPELAGO LEARNING	5,763.00	
071169	08/29/2014	W/W	CENGAGE LEARNING	6,930.00	
071170	08/29/2014	W/W	CONTINENTAL PRESS INC.	67.70	
071171	08/29/2014	W/W	DISCOUNT MAGAZINE	143.75	
071172	08/29/2014	W/W	HOUGHTON MIFFLIN HARCOURT	7,188.40	
071173	08/29/2014	W/W	HOUGHTON MIFFLIN HARCOURT	446.53	
071174	08/29/2014	W/W	JULIAN & GRUBE, INC.	500.00	
071175	08/29/2014	W/W	LAKESHORE LEARNING MATERIALS	903.01	
071176	08/29/2014	W/W	LEARNING A-Z	399.80	
071177	08/29/2014	W/W	MT BUSINESS TECHNOLOGIES, INC.	854.00	
071178	08/29/2014	W/W	NASCO	266.40	
071179	08/29/2014	W/W	POST MASTER	490.00	
071180	08/29/2014	W/W	ROCHESTER 100 INC.	621.00	
071181	08/29/2014	W/W	SCHOOL EMPLOYEES RETIREMENT	38,896.05	
071182	08/29/2014	W/W	SCHOOL SPECIALTY INC.	755.44	
071183	08/29/2014	W/W	STERLING PAPER	8,320.00	
071184	08/29/2014	W/W	VERNIER SOFTWARE & TECHNOLOGY	1,988.40	
071185	08/29/2014	W/W	MacGILL DISCOUNT SCHOOL NURSE	1,101.30	
071186	08/29/2014	W/W	WILSON LANGUAGE TRAINING	9,713.52	
071187	08/29/2014	W/W	LEXINGTON ATHLETIC ACCOUNT	3,030.00	
690568	08/05/2014	C/R	LEXINGTON SCHOOLS - PAYROLL	445,451.86	08/05/2014
690572	08/13/2014	M/M	LEXINGTON SCHOOLS - PAYROLL	6,047.60	
690573	08/20/2014	C/R	LEXINGTON SCHOOLS - PAYROLL	464,712.55	08/20/2014
690574	08/15/2014	M/M	RICHLAND COUNTY AUDITOR	92,350.33	
690575	08/18/2014	T/R	LEXINGTON BOARD OF ED.	12,500.00	08/18/2014
690576	08/21/2014	M/M	ANTHEM BENEFIT SERVICES	261,726.06	
690577	08/21/2014	M/M	LEXINGTON SCHOOLS - PAYROLL	6,331.58	
690578	08/21/2014	M/M	MORROW COUNTY AUDITOR	6,406.59	
690579	08/25/2014	M/M	MEMO-MID OHIO ESC	3,488.24	

Date: 9/03/2014

C H E C K R E G I S T E R
Processing Month: August 2014
LEXINGTON LOCAL SCHOOLS

Page: 6
(CHKREG)

Check#	Check Date	Org Sta	Vendor Paid	Check Amount	Status Date
690580	08/26/2014	M/M	MEMO-S.E.R.S.	41,032.00	
690581	08/26/2014	M/M	MEMO-S.T.R.S.	109,876.00	
690583	08/28/2014	M/M	MORROW COUNTY AUDITOR	1,027.67	
Total Checks Issued				\$ 1,857,363.14	

TRANS NO	ITEM NO	TRANS DATE	STS	DESCRIPTION OR SOURCE	TI	FUND	RCPT	SPCC	SUBJ	OPU	TRANS AMOUNT
065756	0001	08/12/2014	A	Prop Tax Adv - Richland Genera	03	001	1111	0000	000000	000	877,578.51
065756	0002	08/12/2014	A	Prop Tax Adv Richland Emerg	03	001	1111	0000	000000	000	952,136.06
065792	0001	08/19/2014	A	Real Estate Tax - Morrow	03	001	1111	0000	000000	000	153,980.15
065792	0002	08/19/2014	A	Emergency Tax - Morrow	03	001	1111	0000	000000	000	114,733.90
065792	0007	08/19/2014	A	Mobile Home Tax -Morrow	03	001	1111	0000	000000	000	0.00
065792	0008	08/19/2014	A	Mobile Home Tax Morrow -Emer	03	001	1111	0000	000000	000	0.00
065887	0001	08/29/2014	A	Real Estate Tax - Morrow	03	001	1111	0000	000000	000	2,733.28
065887	0002	08/29/2014	A	Emergency Tax - Morrow	03	001	1111	0000	000000	000	1,950.30
RCPT CODE SUB-TOTAL:											2,103,112.20
065756	0004	08/12/2014	A	Personal Prop - Richland Gener	03	001	1122	0000	000000	000	112,830.08
065756	0005	08/12/2014	A	Personal Prop - Richland Emerg	03	001	1122	0000	000000	000	62,683.36
065792	0004	08/19/2014	A	Pers Prop Tax - Morrow	03	001	1122	0000	000000	000	12,338.08
065792	0005	08/19/2014	A	Pers Prop Tax Emerg - Morrow	03	001	1122	0000	000000	000	6,854.48
RCPT CODE SUB-TOTAL:											194,706.00
065738	0001	08/06/2014	A	Preschool Tuition - Choi	03	001	1211	0000	000000	500	900.00
065735	0001	08/08/2014	A	PreS tuit - Marhenke,Rondy,Alb	03	001	1211	0000	000000	500	750.00
065751	0001	08/12/2014	A	Preschool tuition - Whitaker	03	001	1211	0000	000000	500	100.00
065771	0001	08/15/2014	A	Pre-School Tuition	03	001	1211	0000	000000	500	100.00
065777	0001	08/18/2014	A	Preschool Tuition	03	001	1211	0000	000000	500	200.00
065780	0001	08/19/2014	A	PreSchool Tuition	03	001	1211	0000	000000	500	200.00
065794	0001	08/20/2014	A	Preschool Tuition	03	001	1211	0000	000000	500	200.00
065853	0001	08/20/2014	A	NSF Check LR preschool pymt	03	001	1211	0000	000000	500	100.00
065806	0001	08/21/2014	A	2014/15 Tuition pymnt - Bowman	03	001	1211	0000	000000	000	5,326.22
065817	0001	08/21/2014	A	PreSchool tuition-Sanchez	03	001	1211	0000	000000	500	100.00
RCPT CODE SUB-TOTAL:											7,776.22
065830	0021	08/22/2014	A	SF14 Tuition	03	001	1221	0000	000000	000	21,022.89
RCPT CODE SUB-TOTAL:											21,022.89
065830	0022	08/22/2014	A	SF-14H Spec Ed Tuition	03	001	1223	0000	000000	000	11,657.11
RCPT CODE SUB-TOTAL:											11,657.11
065744	0012	08/08/2014	A	Open Enrollment Revenue	03	001	1227	0000	000000	000	77.68
065830	0013	08/22/2014	A	Open Enrollment Revenue	03	001	1227	0000	000000	000	77.68
RCPT CODE SUB-TOTAL:											155.36

STATUS (STS) CODES:

A-RECEIPT B-REFUND OF RECEIPT V-VOID REFUND OF RECEIPT X-REDUCTION OF EXPENDITURE
 C-APPROPRIATION OR BUDGET MODIFICATIONS D-EXPENSE/SUPPLIES DISTRIBUTION F-FUND TO FUND TRANSFER

TRANS NO	ITEM NO	TRANS DATE	STS	DESCRIPTION OR SOURCE	TI	FUND	RCPT	SPCC	SUBT	OPU	TRANS AMOUNT
065900	0001	08/29/2014	A	Richland Bank Aug Interest	03	001	1410	0000	000000	000	897.96
RCPT CODE SUB-TOTAL:											897.96
065732	0001	08/06/2014	A	HS School Fees	03	001	1740	0000	000000	100	35.80
065758	0001	08/13/2014	A	Fees/Headphones	03	001	1740	0000	000000	400	32.00
065781	0001	08/19/2014	A	Eastern School Fees	03	001	1740	0000	000000	300	390.00
065782	0001	08/19/2014	A	Eastern School Fees	03	001	1740	0000	000000	300	552.00
065785	0001	08/19/2014	A	Eastern School Fees	03	001	1740	0000	000000	300	706.00
065786	0001	08/19/2014	A	HS School Fees	03	001	1740	0000	000000	100	1,235.50
065787	0001	08/19/2014	A	HS School Fees	03	001	1740	0000	000000	100	1,340.50
065788	0001	08/19/2014	A	HS School Fees	03	001	1740	0000	000000	100	1,452.00
065789	0001	08/19/2014	A	HS School Fees	03	001	1740	0000	000000	100	1,468.50
065790	0001	08/19/2014	A	HS School Fees	03	001	1740	0000	000000	100	1,479.00
065791	0001	08/19/2014	A	HS School Fees	03	001	1740	0000	000000	100	7,994.99
065854	0001	08/19/2014	A	Bank Correction Rcpt#65787	03	001	1740	0000	000000	100	6.00-
065793	0001	08/20/2014	A	Western School fees	03	001	1740	0000	000000	500	40.00
065795	0002	08/20/2014	A	Central School Fees	03	001	1740	0000	000000	400	894.00
065796	0001	08/20/2014	A	HS School Fees	03	001	1740	0000	000000	100	4,394.20
065797	0001	08/20/2014	A	JH School Fees	03	001	1740	0000	000000	200	5,959.00
065811	0001	08/20/2014	A	Eastern School Fees	03	001	1740	0000	000000	300	90.00
065813	0001	08/20/2014	A	Eastern school Fees	03	001	1740	0000	000000	300	1,010.00
065814	0001	08/20/2014	A	Eastern school Fees	03	001	1740	0000	000000	300	1,028.00
065798	0001	08/21/2014	A	JH School Fees	03	001	1740	0000	000000	200	2,563.00
065800	0001	08/21/2014	A	HS School Fees	03	001	1740	0000	000000	100	2,607.49
065815	0001	08/21/2014	A	Eastern school fees	03	001	1740	0000	000000	300	60.00
065816	0001	08/21/2014	A	Western school fees	03	001	1740	0000	000000	500	60.00
065819	0001	08/21/2014	A	Eastern School Fees	03	001	1740	0000	000000	300	270.00
065820	0001	08/21/2014	A	Eastern School Fees	03	001	1740	0000	000000	300	458.00
065829	0001	08/22/2014	A	HS School Fees	03	001	1740	0000	000000	100	1,709.00
065839	0001	08/25/2014	A	Central School Fees	03	001	1740	0000	000000	400	678.00
065840	0001	08/25/2014	A	Central School Fees	03	001	1740	0000	000000	400	772.00
065850	0001	08/25/2014	A	JH School Fees	03	001	1740	0000	000000	200	552.00
065842	0001	08/26/2014	A	HS Choir Workbooks	03	001	1740	0000	000000	100	10.50
065843	0001	08/26/2014	A	Central School Fees	03	001	1740	0000	000000	400	140.00
065844	0001	08/26/2014	A	HS School Fees	03	001	1740	0000	000000	100	521.50
065845	0001	08/26/2014	A	Central School Fees	03	001	1740	0000	000000	400	736.00
065847	0001	08/26/2014	A	HS School Fees	03	001	1740	0000	000000	100	1,214.00
065848	0001	08/26/2014	A	HS School Fees	03	001	1740	0000	000000	100	1,573.00
065851	0001	08/27/2014	A	Eastern School Fees	03	001	1740	0000	000000	300	2,742.00
065852	0001	08/27/2014	A	Gavriel Quintero- fees credit	03	001	1740	0000	000000	100	5.00-
065877	0001	08/27/2014	A	Central School Fees	03	001	1740	0000	000000	400	140.00
065890	0001	08/27/2014	A	Western School Fees	03	001	1740	0000	000000	500	1,611.00
065863	0001	08/28/2014	A	HS Choir Workbooks	03	001	1740	0000	000000	100	5.25

STATUS (STS) CODES:

A-RECEIPT B-REFUND OF RECEIPT V-VOID REFUND OF RECEIPT X-REDUCTION OF EXPENDITURE
 C-APPROPRIATION OR BUDGET MODIFICATIONS D-EXPENSE/SUPPLIES DISTRIBUTION F-FUND TO FUND TRANSFER

TRANS NO	ITEM NO	TRANS DATE	STS	DESCRIPTION OR SOURCE	TI	FUND	RCPT	SPCC	SUBJ	OPU	TRANS AMOUNT
065864	0001	08/28/2014	A	HS Choir Workbooks	03	001	1740	0000	000000	100	5.25
065875	0001	08/28/2014	A	HS School Fees	03	001	1740	0000	000000	100	383.00
065891	0001	08/28/2014	A	Western School Fees	03	001	1740	0000	000000	500	220.00
065898	0001	08/28/2014	A	Returned NSF Ck DJ	03	001	1740	0000	000000	100	56.00-
065898	0002	08/28/2014	A	Returned NSF Ck - ML	03	001	1740	0000	000000	100	35.00-
065889	0001	08/29/2014	A	HS Fees - Pay For It	03	001	1740	0000	000000	100	519.50
065889	0002	08/29/2014	A	Central Fees - Pay For It	03	001	1740	0000	000000	400	0.00
065889	0003	08/29/2014	A	Jr High Fees - Pay For It	03	001	1740	0000	000000	400	188.00
065889	0004	08/29/2014	A	Eastern Fees - Pay For It	03	001	1740	0000	000000	400	150.00
065889	0005	08/29/2014	A	Western Fees - Pay For It	03	001	1740	0000	000000	400	30.00
065892	0001	08/29/2014	A	HS Choir Workbooks	03	001	1740	0000	000000	100	5.25
065894	0001	08/29/2014	A	Western School Fees	03	001	1740	0000	000000	500	320.00
065899	0001	08/29/2014	A	Central School Fees	03	001	1740	0000	000000	400	140.00
RCPT CODE SUB-TOTAL:											50,383.23
065760	0002	08/13/2014	A	Bus Scrap	03	001	1890	0000	000000	800	45.90
065885	0001	08/29/2014	A	Scrapped Dump Truck revenue	03	001	1890	0000	000000	000	1,056.40
RCPT CODE SUB-TOTAL:											1,102.30
065744	0001	08/08/2014	A	Opportunity Grant	03	001	3110	0000	000000	000	293,131.29
065744	0002	08/08/2014	A	Targeted Assistance	03	001	3110	0000	000000	000	21,898.89
065744	0003	08/08/2014	A	K-3 Literacy Funding	03	001	3110	0000	000000	000	5,563.77
065744	0005	08/08/2014	A	Limited English Prof Funding	03	001	3110	0000	000000	000	520.96
065744	0006	08/08/2014	A	Gifted Education Funding	03	001	3110	0000	000000	000	5,158.04
065744	0007	08/08/2014	A	Transportation	03	001	3110	0000	000000	000	28,003.59
065744	0008	08/08/2014	A	Special Education Funding	03	001	3110	0000	000000	000	39,967.85
065744	0010	08/08/2014	A	Freschool Special Educ Funding	03	001	3110	0000	000000	000	5,312.70
065744	0011	08/08/2014	A	Special Educ Transportation	03	001	3110	0000	000000	000	2,523.81
065830	0001	08/22/2014	A	Opportunity Grant	03	001	3110	0000	000000	000	293,120.73
065830	0002	08/22/2014	A	Targeted Assistance	03	001	3110	0000	000000	000	21,898.63
065830	0003	08/22/2014	A	K-3 Literacy Funding	03	001	3110	0000	000000	000	5,563.68
065830	0005	08/22/2014	A	Limited English Prof Funding	03	001	3110	0000	000000	000	520.93
065830	0006	08/22/2014	A	Gifted Education Funding	03	001	3110	0000	000000	000	5,158.03
065830	0007	08/22/2014	A	Transportation	03	001	3110	0000	000000	000	28,004.14
065830	0008	08/22/2014	A	Special Education Funding	03	001	3110	0000	000000	000	39,966.40
065830	0010	08/22/2014	A	Transitional Aid Guarantee	03	001	3110	0000	000000	000	0.00
065830	0011	08/22/2014	A	Freschool Special Educ Funding	03	001	3110	0000	000000	000	5,312.66
065830	0012	08/22/2014	A	Special Educ Transportation	03	001	3110	0000	000000	000	2,523.80
065830	0020	08/22/2014	A	FY2014 SFPR Adjustment	03	001	3110	0000	000000	000	15,589.18
RCPT CODE SUB-TOTAL:											819,739.08

STATUS (STS) CODES:

A-RECEIPT B-REFUND OF RECEIPT V-VOID REFUND OF RECEIPT X-REDUCTION OF EXPENDITURE
 C-APPROPRIATION OR BUDGET MODIFICATIONS D-EXPENSE/SUPPLIES DISTRIBUTION F-FUND TO FUND TRANSFER

TRANS NO	ITEM NO	TRANS DATE	STS	DESCRIPTION OR SOURCE	TI	FUND	RCPT	SPCC	SUBJ	OPU	TRANS AMOUNT
065888	0001	08/29/2014	A	Casino Tax Revenue	03	001	3190	0000	000000	000	62,312.78
RCPT CODE SUB-TOTAL:											62,312.78
065744	0004	08/08/2014	A	Economic Disadvantaged Funding	03	001	3211	0000	000000	000	2,870.59
065830	0004	08/22/2014	A	Economic Disadvantaged Funding	03	001	3211	0000	000000	000	2,870.74
RCPT CODE SUB-TOTAL:											5,741.33
065744	0009	08/08/2014	A	Career Tech Education Funding	03	001	3219	0000	000000	000	367.87
065830	0009	08/22/2014	A	Career Tech Education Funding	03	001	3219	0000	000000	000	367.86
RCPT CODE SUB-TOTAL:											735.73
065878	0001	08/07/2014	A	MEDICAID Recd -8/7/14	03	001	3300	0000	000000	000	301.88
RCPT CODE SUB-TOTAL:											301.88
640386	0001	08/18/2014	F	Advance Repayment	08	001	5220	0000	000000	000	12,500.00
RCPT CODE SUB-TOTAL:											12,500.00
065779	0005	08/19/2014	A	Cancel Bennett Bond	03	001	5300	0000	000000	000	76.00
RCPT CODE SUB-TOTAL:											76.00
FUND CODE SUB-TOTAL:											3,292,220.07
065756	0003	08/12/2014	A	Prop Tax Adv Richland Perm Imp	03	003	1111	0000	000000	000	68,140.12
065792	0003	08/19/2014	A	Permanent Improv Tax - Morrow	03	003	1111	0000	000000	000	14,290.30
065792	0009	08/19/2014	A	Mobile Home Tax-Morrow PI	03	003	1111	0000	000000	000	0.00
065887	0003	08/29/2014	A	Permanent Improv Tax - Morrow	03	003	1111	0000	000000	000	245.39
RCPT CODE SUB-TOTAL:											82,675.81
065756	0006	08/12/2014	A	Personal Prop - Richland Perm	03	003	1122	0000	000000	000	10,577.81
065792	0006	08/19/2014	A	Pers Prop Tax PI - Morrow	03	003	1122	0000	000000	000	1,156.69
RCPT CODE SUB-TOTAL:											11,734.50
FUND CODE SUB-TOTAL:											94,410.31

STATUS (STS) CODES:

A-RECEIPT B-REFUND OF RECEIPT V-VOID REFUND OF RECEIPT X-REDUCTION OF EXPENDITURE
 C-APPROPRIATION OR BUDGET MODIFICATIONS D-EXPENSE/SUPPLIES DISTRIBUTION F-FUND TO FUND TRANSFER

TRANS NO	ITEM NO	TRANS DATE	STS DESCRIPTION OR SOURCE	TI	FUND	RCPT	SPCC	SUBJ	QPU	TRANS AMOUNT
065896	0026	08/29/2014	A HS Breakfast	03	006	1511	0000	000000	100	126.50
065896	0027	08/29/2014	A Jr. Hi Breakfast	03	006	1511	0000	000000	200	6.60
065896	0028	08/29/2014	A Eastern Breakfast	03	006	1511	0000	000000	300	18.60
065896	0029	08/29/2014	A Central Breakfast	03	006	1511	0000	000000	400	28.00
065896	0030	08/29/2014	A Western Breakfast	03	006	1511	0000	000000	500	12.00
RCPT CODE SUB-TOTAL:										191.70
065852	0002	08/27/2014	A Gabriel Quintero Lunch pymt	03	006	1512	0000	000000	100	5.00
065889	0006	08/29/2014	A HS Lunch - Pay For It	03	006	1512	0000	000000	100	1,463.55
065889	0007	08/29/2014	A Jr High Lunch - Pay For It	03	006	1512	0000	000000	200	1,216.25
065889	0008	08/29/2014	A Eastern Lunch - Pay For It	03	006	1512	0000	000000	300	1,024.75
065889	0009	08/29/2014	A Central Lunch - Pay For It	03	006	1512	0000	000000	400	770.25
065889	0010	08/29/2014	A Western Lunch - Pay For It	03	006	1512	0000	000000	500	440.00
065896	0001	08/29/2014	A HS Stu. Type A	03	006	1512	0000	000000	100	4,089.45
065896	0005	08/29/2014	A HS ROA Stu. Type A	03	006	1512	0000	000000	100	5,601.10
065896	0006	08/29/2014	A Jr Hi Stu. Type A	03	006	1512	0000	000000	200	1,431.45
065896	0010	08/29/2014	A Jr. Hi. ROA Stu Type A	03	006	1512	0000	000000	200	2,148.75
065896	0011	08/29/2014	A Eastern Stu. Type A	03	006	1512	0000	000000	300	1,362.80
065896	0015	08/29/2014	A Eastern ROA Stu. Type A	03	006	1512	0000	000000	300	3,363.00
065896	0016	08/29/2014	A Central Stu. Type A	03	006	1512	0000	000000	400	1,004.55
065896	0020	08/29/2014	A Central ROA Stu. Type A	03	006	1512	0000	000000	400	1,666.94
065896	0021	08/29/2014	A Western Stu. Type A	03	006	1512	0000	000000	500	661.85
065896	0025	08/29/2014	A Western ROA Stu. Type A	03	006	1512	0000	000000	500	1,799.20
RCPT CODE SUB-TOTAL:										28,048.89
065896	0003	08/29/2014	A HS Stu. Ala Carte	03	006	1513	0000	000000	100	1,869.20
065896	0008	08/29/2014	A Jr. Hi Stu. Ala Carte	03	006	1513	0000	000000	200	414.45
065896	0013	08/29/2014	A Eastern Stu. Ala Carte	03	006	1513	0000	000000	300	49.95
065896	0018	08/29/2014	A Central Stu. Ala Carte	03	006	1513	0000	000000	400	0.00
065896	0023	08/29/2014	A Western Stu. Ala Carte	03	006	1513	0000	000000	500	0.00
RCPT CODE SUB-TOTAL:										2,333.80
065896	0002	08/29/2014	A HS Stu. Milk	03	006	1514	0000	000000	100	33.50
065896	0007	08/29/2014	A Jr. Hi. Stu Milk	03	006	1514	0000	000000	200	35.00
065896	0012	08/29/2014	A Eastern Stu. Milk	03	006	1514	0000	000000	300	6.00
065896	0017	08/29/2014	A Central Stu. Milk	03	006	1514	0000	000000	400	21.50
065896	0022	08/29/2014	A Western Stu. Milk	03	006	1514	0000	000000	500	38.00
RCPT CODE SUB-TOTAL:										134.00
065896	0004	08/29/2014	A HS Adult Ala Carte	03	006	1523	0000	000000	100	73.90

STATUS (STS) CODES:

A-RECEIPT B-REFUND OF RECEIPT V-VOID REFUND OF RECEIPT X-REDUCTION OF EXPENDITURE
 C-APPROPRIATION OR BUDGET MODIFICATIONS D-EXPENSE/SUPPLIES DISTRIBUTION F-FUND TO FUND TRANSFER

DATE: 09/03/2014
TIME: 14:55

LEXINGTON LOCAL SCHOOLS
TRANS. BY FUND/RCPT, ALL FUNDS
DATES 08/01/2014 THRU 08/31/2014
SORTED BY TRANSACTION DATE

PAGE: 6
(RECLD)

TRANS NO	ITEM NO	TRANS DATE	STS DESCRIPTION OR SOURCE	TI	FUND	RCPT	SPCC	SUBJ	OPU	TRANS AMOUNT
065896	0009	08/29/2014	A Jr. Hi Adult Ala Carte	03	006	1523	0000	000000	200	51.05
065896	0014	08/29/2014	A Eastern Adult Ala Carte	03	006	1523	0000	000000	300	27.10
065896	0019	08/29/2014	A Central Adult Ala Carte	03	006	1523	0000	000000	400	8.25
065896	0024	08/29/2014	A Western Adult Ala Carte	03	006	1523	0000	000000	500	0.00
RCPT CODE SUB-TOTAL:										160.30
FUND CODE SUB-TOTAL:										30,868.69
065900	0003	08/29/2014	A Richland Bank August Interest	03	007	1410	9800	000000	000	1.33
RCPT CODE SUB-TOTAL:										1.33
FUND CODE SUB-TOTAL:										1.33
065900	0004	08/29/2014	A Richland Bank Aug Interest	03	007	1410	9801	000000	000	0.18
RCPT CODE SUB-TOTAL:										0.18
FUND CODE SUB-TOTAL:										0.18
065783	0001	08/19/2014	A HS Vending Commission	03	018	1690	9100	000000	000	47.35
065821	0001	08/22/2014	A HS Vending Commission	03	018	1690	9100	000000	000	17.23
065865	0001	08/28/2014	A HS Senior Parking Pass	03	018	1690	9100	000000	000	60.00
065866	0001	08/28/2014	A HS Senior Parking Pass	03	018	1690	9100	000000	000	60.00
065867	0001	08/28/2014	A HS Senior Parking Pass	03	018	1690	9100	000000	000	66.00
065895	0001	08/29/2014	A HS Senior Parking Tags	03	018	1690	9100	000000	000	125.00
RCPT CODE SUB-TOTAL:										255.58
065743	0001	08/08/2014	A Therm-O-Disc Donation to HS	03	018	1820	9100	000000	000	805.00
RCPT CODE SUB-TOTAL:										805.00
FUND CODE SUB-TOTAL:										1,060.58
065797	0002	08/20/2014	A JH School Fees Princ Acct	03	018	1620	9200	000000	000	4,771.00
065798	0002	08/21/2014	A JH School Fees Princ Acct	03	018	1620	9200	000000	000	2,104.00
065850	0002	08/25/2014	A JH Memory book Sales	03	018	1620	9200	000000	000	406.00
065850	0003	08/25/2014	A Calculator	03	018	1620	9200	000000	000	165.00

STATUS (STS) CODES:

A-RECEIPT B-REFUND OF RECEIPT V-VOID REFUND OF RECEIPT X-REDUCTION OF EXPENDITURE
C-APPROPRIATION OR BUDGET MODIFICATIONS D-EXPENSE/SUPPLIES DISTRIBUTION F-FUND TO FUND TRANSFER

DATE: 09/03/2014
TIME: 14:55

LEXINGTON LOCAL SCHOOLS
TRANS. BY FUND/RCPT, ALL FUNDS
DATES 08/01/2014 THRU 08/31/2014
SORTED BY TRANSACTION DATE

PAGE: 7
(RECLED)

TRANS NO	ITEM NO	TRANS DATE	STS DESCRIPTION OR SOURCE	TI	FUND	RCPT	SPCC	SUBJ	OPU	TRANS AMOUNT	
										RCPT CODE SUB-TOTAL:	7,446.00
										FUND CODE SUB-TOTAL:	7,446.00
045784	0001	08/19/2014	A Eastern Lifetouch Commission	03	018	1820	9300	000000	000	704.45	
										RCPT CODE SUB-TOTAL:	704.45
										FUND CODE SUB-TOTAL:	704.45
045758	0002	08/13/2014	A Fees/Headphones	03	018	1630	9400	000000	000	2.00	
045795	0001	08/20/2014	A Central School Fees Princ	03	018	1630	9400	000000	000	64.00	
045839	0002	08/25/2014	A Central Fees - Princ	03	018	1630	9400	000000	000	48.00	
045840	0002	08/25/2014	A Central Fees - Princ	03	018	1630	9400	000000	000	54.00	
045843	0002	08/26/2014	A Central Fees -Princ	03	018	1630	9400	000000	000	10.00	
045845	0002	08/26/2014	A Central Fees - Princ	03	018	1630	9400	000000	000	52.00	
045877	0002	08/27/2014	A Central Fees - Princ	03	018	1630	9400	000000	000	10.00	
045899	0002	08/29/2014	A Central Fees Princ	03	018	1630	9400	000000	000	10.00	
										RCPT CODE SUB-TOTAL:	250.00
										FUND CODE SUB-TOTAL:	250.00
045793	0002	08/20/2014	A Western Fees - Princ	03	018	1630	9500	000000	000	20.00	
045816	0002	08/21/2014	A Western Fees - Princ	03	018	1630	9500	000000	000	34.00	
045890	0002	08/27/2014	A Western Fees - Princ	03	018	1630	9500	000000	000	787.00	
045891	0002	08/28/2014	A Western Fees Princ	03	018	1630	9500	000000	000	110.00	
045894	0002	08/29/2014	A Western Fees - Princ	03	018	1630	9500	000000	000	164.00	
										RCPT CODE SUB-TOTAL:	1,115.00
										FUND CODE SUB-TOTAL:	1,115.00
045745	0003	08/11/2014	A PTO Recycling-Central	03	019	1890	9121	000000	000	11.36	
045779	0003	08/19/2014	A PTO Recycling-Central	03	019	1890	9121	000000	000	7.31	
										RCPT CODE SUB-TOTAL:	18.67
										FUND CODE SUB-TOTAL:	18.67

STATUS (STS) CODES:

A-RECEIPT B-REFUND OF RECEIPT V-VOID REFUND OF RECEIPT X-REDUCTION OF EXPENDITURE
C-APPROPRIATION OR BUDGET MODIFICATIONS D-EXPENSE/SUPPLIES DISTRIBUTION F-FUND TO FUND TRANSFER

DATE: 09/03/2014
TIME: 14:55

LEXINGTON LOCAL SCHOOLS
TRANS. BY FUND/RCPT, ALL FUNDS
DATES 08/01/2014 THRU 08/31/2014
SORTED BY TRANSACTION DATE

PAGE: 8
(RECLD)

TRANS NO	ITEM NO	TRANS DATE	STS DESCRIPTION OR SOURCE	TI	FUND	RCPT	SPCC	SUBJ	OPU	TRANS AMOUNT
065745	0001	08/11/2014	A PTO Recycling-Eastern	03	019	1890	9122	000000	000	11.35
065779	0001	08/19/2014	A PTO Recycling-Eastern	03	019	1890	9122	000000	000	7.30
RCPT CODE SUB-TOTAL:										18.65
FUND CODE SUB-TOTAL:										18.65
065745	0002	08/11/2014	A PTO Recycling-Western	03	019	1890	9123	000000	000	11.36
065779	0002	08/19/2014	A PTO Recycling-Western	03	019	1890	9123	000000	000	7.30
RCPT CODE SUB-TOTAL:										18.66
FUND CODE SUB-TOTAL:										18.66
065883	0001	08/29/2014	A RCF Grant- Birds of a Featherh	03	019	1820	9202	000000	000	584.05
RCPT CODE SUB-TOTAL:										584.05
FUND CODE SUB-TOTAL:										584.05
065846	0002	08/26/2014	A Rich Co. Foundation-Animals up	03	019	1820	9204	000000	000	987.41
RCPT CODE SUB-TOTAL:										987.41
FUND CODE SUB-TOTAL:										987.41
065900	0002	08/29/2014	A Richland Bank August Int. 024	03	024	1410	0000	000000	000	110.30
RCPT CODE SUB-TOTAL:										110.30
065768	0001	08/15/2014	A Heck Aug Ins Premium	03	024	1872	0000	000000	000	1,503.51
065808	0001	08/21/2014	A Employees' Premiums August	03	024	1872	0000	000000	000	41,080.50
065809	0001	08/21/2014	A Board's Premiums Aug	03	024	1872	0000	000000	000	261,726.06
RCPT CODE SUB-TOTAL:										304,310.07
FUND CODE SUB-TOTAL:										304,420.37
065861	0001	08/27/2014	A HS Leo Club Recycling	03	200	1620	9108	000000	000	360.25

STATUS (STS) CODES:

A-RECEIPT B-REFUND OF RECEIPT V-VOID REFUND OF RECEIPT X-REDUCTION OF EXPENDITURE
C-APPROPRIATION OR BUDGET MODIFICATIONS D-EXPENSE/SUPPLIES DISTRIBUTION F-FUND TO FUND TRANSFER

DATE: 09/03/2014
TIME: 14:55

LEXINGTON LOCAL SCHOOLS
TRANS. BY FUND/RCPT, ALL FUNDS
DATES 08/01/2014 THRU 08/31/2014
SORTED BY TRANSACTION DATE

PAGE: 9
(RECLE)

TRANS NO	ITEM NO	TRANS DATE	STS DESCRIPTION OR SOURCE	TI	FUND	RCPT	SPCC	SUBJ	OPU	TRANS AMOUNT	
065897	0001	08/29/2014	A Milliron Stale dated ck return	03	200	1620	9108	000000	000	360.25-	
										RCPT CODE SUB-TOTAL:	0.00
										FUND CODE SUB-TOTAL:	0.00
065893	0001	08/29/2014	A HS Choir Trip to NY	03	300	1690	9116	000000	000	200.00	
										RCPT CODE SUB-TOTAL:	200.00
										FUND CODE SUB-TOTAL:	200.00
065876	0001	08/28/2014	A JH PE Vending	03	300	1690	9206	000000	000	305.00	
										RCPT CODE SUB-TOTAL:	305.00
										FUND CODE SUB-TOTAL:	305.00
065724	0001	08/01/2014	A Fall 2014 Season Ticket Sales	03	300	1610	9600	000000	000	25.00	
065726	0001	08/01/2014	A 2014 Fall Season Passes	03	300	1610	9600	000000	000	190.00	
065728	0001	08/05/2014	A 2014 Fall Season Passes	03	300	1610	9600	000000	000	100.00	
065734	0001	08/06/2014	A 2014 Fall Season Passes	03	300	1610	9600	000000	000	70.00	
065739	0001	08/08/2014	A 2014 Fall Season Passes	03	300	1610	9600	000000	000	75.00	
065754	0001	08/12/2014	A 2014 Fall Sport Passes	03	300	1610	9600	000000	000	335.00	
065759	0001	08/13/2014	A 2014 Fall Season Tickets	03	300	1610	9600	000000	000	90.00	
065770	0001	08/15/2014	A 2014 Fall Season Passes	03	300	1610	9600	000000	000	25.00	
065855	0001	08/18/2014	A Boys Soccer Adm 8/16	03	300	1610	9600	000000	703	1,081.00	
065801	0001	08/21/2014	A 2014/15 Fall Sport Pass	03	300	1610	9600	000000	000	20.00	
065805	0001	08/21/2014	A 2014 Fall Sports Passes	03	300	1610	9600	000000	000	140.00	
065818	0001	08/21/2014	A Fall Sport passes	03	300	1610	9600	000000	000	160.00	
065823	0001	08/22/2014	A 2014 Fall Sports passes	03	300	1610	9600	000000	000	50.00	
065826	0001	08/22/2014	A 2014 Fall Sport passes	03	300	1610	9600	000000	000	210.00	
065856	0001	08/23/2014	A Girls Soccer Adm 8/22	03	300	1610	9600	000000	704	503.00	
065857	0001	08/23/2014	A Var Football Adm 8/22	03	300	1610	9600	000000	700	1,388.00	
065831	0001	08/25/2014	A 2014 Fall Sports passes	03	300	1610	9600	000000	000	50.00	
065832	0001	08/25/2014	A 2014 Fall sports passes	03	300	1610	9600	000000	000	90.00	
065835	0001	08/25/2014	A 2014 Fall Sports passes	03	300	1610	9600	000000	000	485.00	
065838	0001	08/25/2014	A HS Girls Volleyball Adm 8/23	03	300	1610	9600	000000	000	277.00	
065858	0001	08/26/2014	A JH Volleyball Adm 8/25	03	300	1610	9600	000000	714	217.00	
065859	0001	08/27/2014	A Girls Soccer Adm 8/27	03	300	1610	9600	000000	704	208.00	
065860	0001	08/27/2014	A Girls Volleyball Adm 8/26	03	300	1610	9600	000000	702	355.00	

STATUS (STS) CODES:

A-RECEIPT B-REFUND OF RECEIPT V-VOID REFUND OF RECEIPT X-REDUCTION OF EXPENDITURE
C-APPROPRIATION OR BUDGET MODIFICATIONS D-EXPENSE/SUPPLIES DISTRIBUTION F-FUND TO FUND TRANSFER

25

TRANS NO	ITEM NO	TRANS DATE	STS DESCRIPTION OR SOURCE	TI	FUND	RCPT	SPCC	SUBJ	DFU	TRANS AMOUNT
065862	0001	08/27/2014	A JH Football Adm 8/26	03	300	1610	9600	000000	713	460.00
065869	0001	08/28/2014	A JH Volleyball Adm 8/27	03	300	1610	9600	000000	714	162.00
065872	0001	08/28/2014	A 2014 Fall Sports Passes	03	300	1610	9600	000000	000	285.00
065881	0001	08/29/2014	A 2014 Fall Sports passes	03	300	1610	9600	000000	000	105.00
065884	0001	08/29/2014	A Girls Soccer Adm 8/28	03	300	1610	9600	000000	704	669.00
RCPT CODE SUB-TOTAL:										7,825.00
065725	0001	08/01/2014	A 2014/15 Patron Mailing	03	300	1690	9600	000000	000	90.00
065729	0001	08/05/2014	A 2014/15 Patron Mailing	03	300	1690	9600	000000	000	195.00
065730	0001	08/05/2014	A 2014/15 Program Ad Sales	03	300	1690	9600	000000	000	300.00
065731	0001	08/05/2014	A 2014/15 Program Ad Sponsor	03	300	1690	9600	000000	000	495.00
065733	0001	08/06/2014	A 2014/15 Patron Mailing	03	300	1690	9600	000000	000	50.00
065735	0001	08/06/2014	A 2014/15 Patron Mailing	03	300	1690	9600	000000	000	220.00
065736	0001	08/06/2014	A Cross Country Camp Fees	03	300	1690	9600	000000	000	1,885.00
065737	0001	08/06/2014	A Cross Country Camp Fees	03	300	1690	9600	000000	000	4,785.00
065740	0001	08/08/2014	A 2014/15 Patron Mailing	03	300	1690	9600	000000	000	110.00
065742	0001	08/08/2014	A 2014/15 Program Ad Sales	03	300	1690	9600	000000	000	835.00
065743	0002	08/08/2014	A Therm-O-Disc donation to Athl	03	300	1690	9600	000000	000	195.00
065746	0001	08/11/2014	A 2014/15 Patron Mailing	03	300	1690	9600	000000	000	160.00
065747	0001	08/11/2014	A 2014/15 Program Ad Sales	03	300	1690	9600	000000	000	250.00
065749	0001	08/11/2014	A 2014/15 Program Ad Sponsors	03	300	1690	9600	000000	000	1,155.00
065750	0001	08/12/2014	A 2014/15 Patron Mailing	03	300	1690	9600	000000	000	90.00
065752	0001	08/12/2014	A 2014/15 Program Ad Sponsor	03	300	1690	9600	000000	000	125.00
065753	0001	08/12/2014	A 2014/15 Patron Mailing	03	300	1690	9600	000000	000	165.00
065757	0001	08/13/2014	A 2014/15 Patron Mailing	03	300	1690	9600	000000	000	25.00
065824	0001	08/13/2014	A T-Shirt sales	03	300	1690	9600	000000	000	1,620.00
065765	0001	08/14/2014	A 2014/15 Patron Mailing	03	300	1690	9600	000000	000	365.00
065772	0001	08/15/2014	A 2014/15 Patron Mailing	03	300	1690	9600	000000	000	170.00
065773	0001	08/15/2014	A 2014/15 Program Ad Sponsor	03	300	1690	9600	000000	000	195.00
065774	0001	08/15/2014	A 2014/15 Program Ad Sponsor	03	300	1690	9600	000000	000	710.00
065775	0001	08/18/2014	A 2014/15 Patron mailing	03	300	1690	9600	000000	000	10.00
065778	0001	08/18/2014	A 2014/15 Program Ad sponsors	03	300	1690	9600	000000	000	595.00
065802	0001	08/21/2014	A 2014/15 Program Sponsors	03	300	1690	9600	000000	000	185.00
065803	0001	08/21/2014	A 2014/15 Patron Mailing	03	300	1690	9600	000000	000	65.00
065804	0001	08/21/2014	A 2014/15 Program Ad Sales	03	300	1690	9600	000000	000	950.00
065822	0001	08/22/2014	A 2014/15 Patron Mailing	03	300	1690	9600	000000	000	50.00
065827	0001	08/22/2014	A 2013/14 OHSAA tourn share	03	300	1690	9600	000000	000	445.93
065828	0001	08/22/2014	A 2014/15 Program Ad sales	03	300	1690	9600	000000	000	910.00
065836	0001	08/25/2014	A 2014/15 Program Ad Sponsors	03	300	1690	9600	000000	000	1,080.00
065837	0001	08/25/2014	A T-shirt sales	03	300	1690	9600	000000	000	280.00
065838	0002	08/25/2014	A HS Girls Volleyball donation	03	300	1690	9600	000000	000	5.00
065841	0001	08/25/2014	A 2014/15 Advertising	03	300	1690	9600	000000	000	1,250.00
065849	0001	08/26/2014	A Game Sponsorship-MedCentral	03	300	1690	9600	000000	000	4,000.00

STATUS (STS) CODES:

A-RECEIPT B-REFUND OF RECEIPT V-VOID REFUND OF RECEIPT X-REDUCTION OF EXPENDITURE
 C-APPROPRIATION OR BUDGET MODIFICATIONS D-EXPENSE/SUPPLIES DISTRIBUTION F-FUND TO FUND TRANSFER

DATE: 09/03/2014
TIME: 14:55

LEXINGTON LOCAL SCHOOLS
TRANS. BY FUND/RCPT, ALL FUNDS
DATES 08/01/2014 THRU 08/31/2014
SORTED BY TRANSACTION DATE

11
(RECLD)

TRANS NO	ITEM NO	TRANS DATE	STS DESCRIPTION OR SOURCE	TI	FUND	RCPT	SPCC	SUBJ	OPU	TRANS AMOUNT
065871	0001	08/28/2014	A 2014/15 Program Sponsors	03	300	1690	9600	000000	000	195.00
065873	0001	08/28/2014	A 2014 Program Ad Sales	03	300	1690	9600	000000	000	430.00
065874	0001	08/28/2014	A 2014/15 Advertising	03	300	1690	9600	000000	000	1,500.00
065882	0001	08/29/2014	A 2014/15 Program Ad Sales	03	300	1690	9600	000000	000	550.00
065886	0001	08/29/2014	A 2014/15 Advertising	03	300	1690	9600	000000	000	1,250.00
RCPT CODE SUB-TOTAL:										27,940.93
065727	0001	08/01/2014	A 2014 Boys/Girls Golf Entry Fee	03	300	1890	9600	000000	706	520.00
065741	0001	08/08/2014	A 2014 Girls Golf Invit Entry Fe	03	300	1890	9600	000000	706	160.00
065748	0001	08/11/2014	A 2014 Girls Golf Invit Entry Fe	03	300	1890	9600	000000	706	480.00
065761	0001	08/14/2014	A Athletic CC T-Shirt & Sock Fee	03	300	1890	9600	000000	701	154.00
065762	0001	08/14/2014	A Athletic JH CC Camp/T-Shirt Fe	03	300	1890	9600	000000	701	180.00
065763	0001	08/14/2014	A 2014 Lexington CC Invite Entry	03	300	1890	9600	000000	701	180.00
065764	0001	08/14/2014	A 2014 Boys Golf Invite Entry Fe	03	300	1890	9600	000000	706	190.00
065766	0001	08/14/2014	A JH CC Camp/T-Shirt Fee	03	300	1890	9600	000000	701	420.00
065767	0001	08/14/2014	A Camp Fee - Volleyball	03	300	1890	9600	000000	702	1,943.78
065769	0001	08/15/2014	A JH Cross Cnty T-Shirt Sales	03	300	1890	9600	000000	701	20.00
065776	0001	08/18/2014	A 2014 Girls Golf Invit Entry Fe	03	300	1890	9600	000000	706	160.00
065833	0001	08/25/2014	A 2014 Girls Tennis Invit Entry	03	300	1890	9600	000000	705	120.00
065834	0001	08/25/2014	A CC Invit Entry Fee	03	300	1890	9600	000000	701	180.00
065834	0002	08/25/2014	A Firls Tennis Invit Entry Fee	03	300	1890	9600	000000	705	120.00
065868	0001	08/28/2014	A Cross Cntry Invit Entry Fee	03	300	1890	9600	000000	701	100.00
065870	0001	08/28/2014	A Cross Cntry Invit Entry Fee	03	300	1890	9600	000000	701	180.00
RCPT CODE SUB-TOTAL:										5,107.78
FUND CODE SUB-TOTAL:										40,873.71
065879	0001	08/26/2014	A Title I Revenue	03	572	4220	9014	000000	000	9,359.85
RCPT CODE SUB-TOTAL:										9,359.85
FUND CODE SUB-TOTAL:										9,359.85
GRAND TOTAL:										3,784,862.98

STATUS (STS) CODES:

A-RECEIPT B-REFUND OF RECEIPT V-VOID REFUND OF RECEIPT X-REDUCTION OF EXPENDITURE
C-APPROPRIATION OR BUDGET MODIFICATIONS D-EXPENSE/SUPPLIES DISTRIBUTION F-FUND TO FUND TRANSFER

Account Number					Description	FYTD Actual Receipts	MTD Actual Receipts	YTD Actual Receipts	FYTD Balance Receivable	FYTD Percent Received	
FND	RCPT	SCC	SUBJ	OU							
001	1111	0000	000000	000	GENERAL PROPERTY TAX REAL ESTATE	10,633,936.00	4,711,612.20	2,103,112.20	10,625,815.69	5,922,323.80	44.31
001	1122	0000	000000	000	PUBLIC UTILITY PERSONAL PROPERTY TAX	356,114.00	194,706.00	194,706.00	389,814.34	161,408.00	54.68
001	1211	0000	000000	000	TUITION FROM PATRONS	79,942.00	6,027.22	5,326.22	45,241.39	73,914.78	7.54
001	1211	0000	000000	500	TUITION FROM PATRONS - PRESCHOOL WESTERN	0.00	2,450.00	2,450.00	2,450.00	2,450.00	0.00
001	1221	0000	000000	000	TUITION FROM OTHER DISTRICTS	40,614.00	21,022.89	21,022.89	36,260.19	19,591.11	51.76
001	1223	0000	000000	000	SPECIAL ED TUITION FROM OTHER DISTRICTS	56,064.00	11,657.11	11,657.11	56,149.58	44,406.89	20.79
001	1227	0000	000000	000	OPEN ENROLLMENT REVENUE	2,298.00	839.42	155.36	1,873.52	1,458.58	36.53
001	1410	0000	000000	000	INTEREST ON INVESTMENTS	6,615.00	1,688.52	897.96	4,847.94	4,926.48	25.53
001	1740	0000	000000	100	GENERAL CLASS FEES-HIGH SCHOOL	31,451.00	27,852.23	27,852.23	29,286.73	3,598.77	88.56
001	1740	0000	000000	200	GENERAL CLASS FEES-JR.HIGH	12,328.00	9,074.00	9,074.00	9,214.77	3,254.00	73.60
001	1740	0000	000000	300	GENERAL CLASS FEES-EASTERN	11,490.00	7,306.00	7,306.00	9,757.00	4,184.00	63.59
001	1740	0000	000000	400	GENERAL CLASS FEES-CENTRAL	10,029.00	3,900.00	3,900.00	5,136.54	6,129.00	38.89
001	1740	0000	000000	500	GENERAL CLASS FEES-WESTERN	4,988.00	2,251.00	2,251.00	3,224.50	2,737.00	45.13
001	1740	0000	080999	100	RECEIPTS FOR SUMMER PHYS ED	6,930.00	0.00	0.00	7,020.00	6,930.00	0.00
001	1810	0000	000000	000	RENTALS	2,963.00	180.40	0.00	2,028.40	2,782.60	6.09
001	1820	0000	000000	000	GENERAL FUND DONATIONS	0.00	0.00	0.00	0.00	0.00	0.00

*** NOTE!! ONLY ACTIVE ACCOUNTS HAVE BEEN SELECTED, TOTALS MAY EXCLUDE AMOUNTS THAT ARE RELATED TO INACTIVE ACCOUNTS. ***

Account Number					Description	FYTD Actual Receipts	MTD Actual Receipts	YTD Actual Receipts	FYTD Balance Receivable	FYTD Percent Received
FND	RCPT	SCC	SUBJ	OU						
001	1880	0000	000000	000	COMPENSATION FOR PROPERTY TAX EXEMPTIONS	8,982.00	0.00	18,642.00	8,982.00	0.00
001	1890	0000	000000	000	OTHER RECEIPTS-LOCAL SOURCES	3,896.00	1,356.40	4,068.89	2,539.60	34.82
001	1890	0000	000000	800	BUS GARAGE MISC RECEIPTS	741.00	45.90	585.52	695.10	6.19
001	1933	0000	000000	000	SALE OF PERSONAL PROPERTY	0.00	0.00	0.00	0.00	0.00
001	1934	0000	000000	000	INSURANCE PROCEEDS FROM LOSS OF ASSETS	4,695.00	0.00	1,292.67	4,695.00	0.00
001	1949	0000	000000	000	NOTES & OTHER BORROWING	0.00	0.00	0.00	0.00	0.00
001	3110	0000	000000	000	FOUNDATION-BASIC GRANT	9,094,387.00	1,623,900.82	819,739.08	7,470,486.18	17.86
001	3131	0000	000000	000	GENERAL ROLLEBACK	1,266,429.00	0.00	648,035.28	1,266,429.00	0.00
001	3132	0000	000000	000	HOMESTEAD EXEMPTION	468,571.00	0.00	232,993.63	468,571.00	0.00
001	3134	0000	000000	000	PUBLIC UTILITY TAX LOSS REIMBURSEMENT	0.00	0.00	0.00	0.00	0.00
001	3135	0000	000000	000	PERSONAL PROPERTY ALLOCATION FROM STATE	0.00	0.00	0.00	0.00	0.00
001	3190	0000	000000	000	OTHER UNRESTRICT GRANTS-IN-AID & CASINO REV	78,579.00	62,312.78	127,593.00	16,266.22	79.30
001	3200	0000	000000	000	GENERAL STATE RESTRICTED GRANTS-IN-AID	0.00	0.00	0.00	0.00	0.00
001	3211	0000	000000	000	ECONOMIC DISADVANTAGED FUNDING	64,973.00	11,482.51	5,741.33	53,490.49	17.67
001	3219	0000	000000	000	OTHER STATE RESTRICTED GRANTS CAREER TECH	10,311.00	1,471.47	735.73	8,839.53	14.27
001	3300	0000	000000	000	MEDICAID REIMBURSEMENTS	26,619.00	4,617.70	301.88	22,001.30	17.35

*** NOTE!! ONLY ACTIVE ACCOUNTS HAVE BEEN SELECTED, TOTALS MAY EXCLUDE AMOUNTS THAT ARE RELATED TO INACTIVE ACCOUNTS. ***

Account Number FND RCPT SCC SUBJ OU	Description	FYTD Receivable	FYTD Actual Receipts	MTD Actual Receipts	YTD Actual Receipts	FYTD Balance Receivable	FYTD Percent Received
001 5100 0000 000000 000	GENERAL TRANSFERS-IN	0.00	0.00	0.00	0.00	0.00	0.00
001 5220 0000 000000 000	ADVANCE IN RETURN	0.00	12,500.00	12,500.00	62,500.00	12,500.00-	0.00
001 5300 0000 000000 000	REFUND OF PRIOR YEAR'S EXPEND.	90,000.00	35,217.88	76.00	69,419.45	54,782.12	39.13
*****TOTAL FOR FUND-SCC 001 0000 (GENERAL FUND):							
Ex Tr/Ad		22,373,945.00	6,740,972.45	3,279,720.07	18,636,213.30	15,632,972.55	30.13
In Tr/Ad		22,373,945.00	6,753,472.45	3,292,220.07	18,698,713.30	15,620,472.55	30.18
=====							
001 1111 9412 000000 000	GEN PROP TAX FOR BMC SET ASIDE 9412	0.00	0.00	0.00	0.00	0.00	0.00
*****TOTAL FOR FUND-SCC 001 9412 (GENERAL BUDGET RESERVE SET-ASIDE-1%/BMC):							
Ex Tr/Ad		0.00	0.00	0.00	0.00	0.00	0.00
In Tr/Ad		0.00	0.00	0.00	0.00	0.00	0.00
=====							
001 1890 9800 000000 000	CLEARING ACCOUNT FOR FINGERPRINT COSTS	0.00	0.00	0.00	0.00	0.00	0.00
*****TOTAL FOR FUND-SCC 001 9800 (FINGERPRINT PAYMENT CLEARING ACCOUNT):							
Ex Tr/Ad		0.00	0.00	0.00	0.00	0.00	0.00
In Tr/Ad		0.00	0.00	0.00	0.00	0.00	0.00
=====							
002 1111 0000 000000 000	GEN. PROPERTY TAX-REAL ESTATE	0.00	0.00	0.00	0.00	0.00	0.00
002 1122 0000 000000 000	TANGIBLE PERSONAL PROPERTY	0.00	0.00	0.00	0.00	0.00	0.00
002 1890 0000 000000 000	MISC BOND RETIREMENT REVENUE	0.00	0.00	0.00	0.00	0.00	0.00
002 3130 0000 000000 000	UNRESTRICTED GRANTS-IN-AID HOMESTEAD 10%R.B.	0.00	0.00	0.00	0.00	0.00	0.00

*** NOTE!! ONLY ACTIVE ACCOUNTS HAVE BEEN SELECTED, TOTALS MAY EXCLUDE AMOUNTS THAT ARE RELATED TO INACTIVE ACCOUNTS. ***

Account Number		Description	FYTD	FYTD	MTD	YTD	FYTD	FYTD
FND	RCPT	SCC	SUBJ	OU				
					FYTD	Actual	Actual	Actual
					Receivable	Receipts	Receipts	Receipts
							Balance	Percent
							Receivable	Received
*****TOTAL FOR FUND-SCC 002 0000 (BOND RETIREMENT FUND):								
Ex	Tr/Ad				0.00	0.00	0.00	0.00
In	Tr/Ad				0.00	0.00	0.00	0.00
=====								
003	1111	0000	000000	000	PERM IMPROVEMENT PROPERTY TAX REVENUE	467,105.00	249,175.81	82,675.81
							560,869.51	217,929.19
								53.34
003	1122	0000	000000	000	PERM IMPROVE PUBLIC UTIL PERS PROP TAX	21,594.00	11,734.50	11,734.50
							23,493.24	9,859.50
								54.34
003	1820	0000	000000	000	PERM IMPROVE CONTRIB/DONATION-PRIVATE	0.00	0.00	0.00
							0.00	0.00
003	1890	0000	000000	000	PERM IMPROVE MISCELLANEOUS RECEIPT	0.00	0.00	0.00
							0.00	0.00
003	1934	0000	000000	000	PERM IMPROVE INSURANCE PROCEEDS	0.00	0.00	0.00
							0.00	0.00
003	1949	0000	000000	000	PERM IMPROVE OTHER NOTES	0.00	0.00	0.00
							0.00	0.00
003	3131	0000	000000	000	PERM IMPROVE ROLLBACK	65,413.00	0.00	0.00
							32,950.07	65,413.00
								0.00
003	3132	0000	000000	000	PERM IMPR HOMESTEAD EXEMPTION	23,807.00	0.00	0.00
							11,846.79	23,807.00
								0.00
003	3135	0000	000000	000	PERM IMPROVE ROLLBACK HOMESTEAD	22,081.00	0.00	0.00
							11,040.58	22,081.00
								0.00
003	5100	0000	000000	000	PERM IMPROVE TRANSFERS-IN	0.00	0.00	0.00
							0.00	0.00
003	5210	0000	000000	000	PERM IMPROVE ADVANCE-INITIAL	0.00	0.00	0.00
							0.00	0.00
003	5300	0000	000000	000	PERM IMPROVE REFND OF PRIOR YEAR EXPENDITUR	0.00	0.00	0.00
							0.00	0.00
*****TOTAL FOR FUND-SCC 003 0000 (PERMANENT IMPROVEMENT FUND):								
Ex	Tr/Ad				600,000.00	260,910.31	94,410.31	640,200.19
In	Tr/Ad				600,000.00	260,910.31	94,410.31	640,200.19
							339,089.69	43.49
							339,089.69	43.49
=====								

*** NOTE!! ONLY ACTIVE ACCOUNTS HAVE BEEN SELECTED, TOTALS MAY EXCLUDE AMOUNTS THAT ARE RELATED TO INACTIVE ACCOUNTS. ***

Account Number FND RCPT SCC SUBJ OU	Description	FYTD Receivable	FYTD Actual Receipts	MTD Actual Receipts	YTD Actual Receipts	FYTD Balance Receivable	FYTD Percent Received
006 1410 0000 000000 000	FOOD SERVICE INTEREST IN INVESTMENT	0.00	0.00	0.00	0.00	0.00	0.00
006 1511 0000 000000 100	FOOD SERVICE STUDENT BREAKFAST HIGH SCHOOL	5,882.00	126.50	126.50	3,635.59	5,755.50	2.15
006 1511 0000 000000 200	FOOD SERVICE STUDENT BREAKFAST JUNIOR HIGH	2,058.00	6.60	6.60	1,541.44	2,051.40	0.32
006 1511 0000 000000 300	FOOD SERVICE STUDENT BREAKFAST EASTERN	1,699.00	18.60	18.60	1,038.50	1,680.40	1.09
006 1511 0000 000000 400	FOOD SERVICE STUDENT BREAKFAST CENTRAL	2,230.00	28.00	28.00	1,187.15	2,202.00	1.26
006 1511 0000 000000 500	FOOD SERVICE STUDENT BREAKFAST WESTERN	1,800.00	12.00	12.00	1,036.85	1,788.00	0.67
006 1512 0000 000000 100	FOOD SERVICE STUDENT TYPE-A LUNCH HIGH SCHOO	142,208.00	11,209.10	11,159.10	79,322.58	130,998.90	7.88
006 1512 0000 000000 200	FOOD SERVICE STUDENT TYPE-A LUNCH JUNIOR HIG	67,684.00	4,796.45	4,796.45	38,781.23	62,887.55	7.09
006 1512 0000 000000 300	FOOD SERVICE STUDENT TYPE-A LUNCH EASTERN	60,260.00	5,750.55	5,750.55	34,204.15	54,509.45	9.54
006 1512 0000 000000 400	FOOD SERVICE STUDENT TYPE-A LUNCH CENTRAL	46,054.00	3,466.74	3,441.74	26,973.01	42,587.26	7.53
006 1512 0000 000000 500	FOOD SERVICE STUDENT TYPE-A LUNCH WESTERN	30,289.00	2,901.05	2,901.05	17,996.30	27,387.95	9.58
006 1513 0000 000000 100	FOOD SERVICE ALA CARTE STUDENT-HIGH SCHOOL	70,388.00	1,869.20	1,869.20	38,715.39	68,518.80	2.66
006 1513 0000 000000 200	FOOD SERVICE ALA CARTE STUDENT-JR. HIGH	27,874.00	414.65	414.65	16,256.95	27,459.35	1.49
006 1513 0000 000000 300	FOOD SERVICE ALA CARTE STUDENT-EASTERN	10,240.00	49.95	49.95	5,419.50	10,190.05	0.49
006 1513 0000 000000 400	FOOD SERVICE ALA CARTE STUDENT-CENTRAL	4,827.00	0.00	0.00	2,589.46	4,827.00	0.00
006 1513 0000 000000 500	FOOD SERVICE ALA CARTE STUDENT-WESTERN	3,296.00	0.00	0.00	2,077.80	3,296.00	0.00

*** NOTE!! ONLY ACTIVE ACCOUNTS HAVE BEEN SELECTED, TOTALS MAY EXCLUDE AMOUNTS THAT ARE RELATED TO INACTIVE ACCOUNTS. ***

Account Number					Description	FYTD Actual Receipts	MTD Actual Receipts	YTD Actual Receipts	FYTD Balance Receivable	FYTD Percent Received	
FUND	RCPT	SCC	SUBJ	DU							FYTD Receivable
006	1514	0000	000000	100	FOOD SERVICE MILK STUDENT-HIGH SCHOOL	1,280.00	33.50	33.50	719.00	1,246.50	2.62
006	1514	0000	000000	200	FOOD SERVICE MILK STUDENT-JR. HIGH	857.00	35.00	35.00	620.00	822.00	4.08
006	1514	0000	000000	300	FOOD SERVICE MILK STUDENT-EASTERN	261.00	6.00	6.00	186.00	255.00	2.30
006	1514	0000	000000	400	FOOD SERVICE MILK STUDENT-CENTRAL	314.00	21.50	21.50	171.00	292.50	6.85
006	1514	0000	000000	500	FOOD SERVICE MILK STUDENT-WESTERN	782.00	38.00	38.00	478.50	744.00	4.86
006	1522	0000	000000	100	FOOD SERVICE TYPE A LUNCH ADULT-HIGH SCHOOL	0.00	0.00	0.00	0.00	0.00	0.00
006	1522	0000	000000	200	FOOD SERVICE TYPE A LUNCH ADULT-JR. HIGH	0.00	0.00	0.00	0.00	0.00	0.00
006	1522	0000	000000	300	FOOD SERVICE TYPE A LUNCH ADULT-EASTERN	0.00	0.00	0.00	0.00	0.00	0.00
006	1522	0000	000000	400	FOOD SERVICE TYPE A LUNCH ADULT-CENTRAL	0.00	0.00	0.00	0.00	0.00	0.00
006	1522	0000	000000	500	FOOD SERVICE TYPE A LUNCH ADULT-WESTERN	0.00	0.00	0.00	0.00	0.00	0.00
006	1523	0000	000000	100	FOOD SERVICE ALA CARTE ADULT-HIGH SCHOOL	4,396.00	73.90	73.90	2,564.56	4,322.10	1.68
006	1523	0000	000000	200	FOOD SERVICE ALA CARTE ADULT-JR. HIGH	2,275.00	51.05	51.05	1,041.85	2,223.95	2.24
006	1523	0000	000000	300	FOOD SERVICE ALA CARTE ADULT-EASTERN	2,556.00	27.10	27.10	912.50	2,528.90	1.06
006	1523	0000	000000	400	FOOD SERVICE ALA CARTE ADULT-CENTRAL	2,855.00	8.25	8.25	1,156.00	2,846.75	0.29
006	1523	0000	000000	500	FOOD SERVICE ALA CARTE ADULT-WESTERN	803.00	0.00	0.00	196.35	803.00	0.00
006	1524	0000	000000	100	FOOD SERVICE MILK ADULT-HIGH SCHOOL	0.00	0.00	0.00	0.00	0.00	0.00

*** NOTE!! ONLY ACTIVE ACCOUNTS HAVE BEEN SELECTED, TOTALS MAY EXCLUDE AMOUNTS THAT ARE RELATED TO INACTIVE ACCOUNTS. ***

Account Number					Description	FYTD Actual Receipts	MTD Actual Receipts	YTD Actual Receipts	FYTD Balance Receivable	FYTD Percent Received
FND	RCPT	SCC	SUBJ	OU						
006	1524	0000	000000	200	FOOD SERVICE MILK ADULT-JR. HIGH	0.00	0.00	0.00	0.00	0.00
006	1524	0000	000000	300	FOOD SERVICE MILK ADULT-EASTERN	0.00	0.00	0.00	0.00	0.00
006	1524	0000	000000	400	FOOD SERVICE MILK ADULT-CENTRAL	0.00	0.00	0.00	0.00	0.00
006	1524	0000	000000	500	FOOD SERVICE MILK ADULT-WESTERN	0.00	0.00	0.00	0.00	0.00
006	1559	0000	000000	000	FOOD SERVICE DEPOSITS - EZ PAY ONLINE PMTS	0.00	0.00	0.00	0.00	0.00
006	1559	0000	000000	100	FOOD SERVICE RECEIPTS - EZ PAY ONLINE PMTS	0.00	0.00	0.00	0.00	0.00
006	1559	0000	000000	200	FOOD SERVICE EZ PAY - ONLINE PAYMENTS	0.00	0.00	0.00	0.00	0.00
006	1559	0000	000000	300	FOOD SERVICE EZ PAY - ONLINE PAYMENTS	0.00	0.00	0.00	0.00	0.00
006	1559	0000	000000	400	FOOD SERVICE EZ PAY ONLINE PAYMENTSW	0.00	0.00	0.00	0.00	0.00
006	1559	0000	000000	500	FOOD SERVICE - EZ PAY PAYMENTS - ONLINE	0.00	0.00	0.00	0.00	0.00
006	1590	0000	000000	000	MISC FOOD SERVICE RECEIPTS FOR DAILY POSTING	229.00	0.00	21.38	229.00	0.00
006	1851	0000	000000	000	VENDING MACHINE COMMISSIONS	1,324.00	0.00	920.39	1,324.00	0.00
006	1890	0000	000000	000	FOOD SERVICE OTHER MISCELLANEOUS RECEIPT	475.00	0.00	474.84	475.00	0.00
006	1933	0000	000000	000	FOOD SERVICE SALE OF PERSONAL PROPERTY	0.00	0.00	0.00	0.00	0.00
006	3200	0000	000000	000	STATE REIMBURSEMENTS FOOD SERVICE	0.00	0.00	0.00	0.00	0.00
006	3200	0000	000000	100	STATE REIMB FOOD SERVICE - HIGH	1,402.00	0.00	1,401.53	1,402.00	0.00

*** NOTE!! ONLY ACTIVE ACCOUNTS HAVE BEEN SELECTED, TOTALS MAY EXCLUDE AMOUNTS THAT ARE RELATED TO INACTIVE ACCOUNTS. ***

Account Number				Description	FYTD	MTD	YTD	FYTD	FYTD	
FND	RCPT	SCC	SUBJ	OU	Receivable	Actual Receipts	Actual Receipts	Actual Receipts	Balance Receivable	Percent Received
006	3200	0000	000000	200	STATE REIMB FOOD SERVICE - JR HIGH 1,087.00	0.00	0.00	1,086.63	1,087.00	0.00
006	3200	0000	000000	300	STATE REIMB FOOD SERVICE - EAST 1,589.00	0.00	0.00	1,589.28	1,589.00	0.00
006	3200	0000	000000	400	STATE REIMB FOOD SERVICE - CENTRAL 1,132.00	0.00	0.00	89.19-	1,132.00	0.00
006	3200	0000	000000	500	STATE REIMB FOOD SERVICE - WESTERN 896.00	0.00	0.00	895.60	896.00	0.00
006	4120	0000	000000	000	FEDERAL REIMBURSEMENTS FOOD SERVICE 0.00	0.00	0.00	0.00	0.00	0.00
006	4120	0000	000000	100	FEDERAL REIMB FOOD SERVICE - HIGH 72,958.00	0.00	0.00	21,536.40	72,958.00	0.00
006	4120	0000	000000	200	FEDERAL REIMB FOOD SERVICE - JR HIGH 57,793.00	0.00	0.00	43,864.00	57,793.00	0.00
006	4120	0000	000000	300	FEDERAL REIMB FOOD SERVICE - EASTERN 72,434.00	0.00	0.00	52,274.71	72,434.00	0.00
006	4120	0000	000000	400	FEDERAL REIMB FOOD SERVICE - CENTRAL 54,392.00	0.00	0.00	38,815.78	54,392.00	0.00
006	4120	0000	000000	500	FEDERAL REIMB FOOD SERVICE - WESTERN 41,054.00	0.00	0.00	30,989.99	41,054.00	0.00
006	5100	0000	000000	000	Transfers In 0.00	0.00	0.00	120,500.00	0.00	0.00
006	5210	0000	000000	000	FOOD SERVICE ADVANCES IN-INITIAL 0.00	0.00	0.00	0.00	0.00	0.00
006	5220	0000	000000	000	ADVANCES IN 0.00	0.00	0.00	0.00	0.00	0.00
006	5300	0000	000000	000	FOOD SERVICE REFND OF PRIOR YEAR EXPENDITUR 5,313.00	0.00	0.00	0.00	5,313.00	0.00

*****TOTAL FOR FUND-SCC 006 0000 (FOOD SERVICE FUND):

Ex Tr/Ad	805,246.00	30,943.69	30,868.69	472,603.00	774,302.31	3.84
In Tr/Ad	805,246.00	30,943.69	30,868.69	593,103.00	774,302.31	3.84

*** NOTE!! ONLY ACTIVE ACCOUNTS HAVE BEEN SELECTED, TOTALS MAY EXCLUDE AMOUNTS THAT ARE RELATED TO INACTIVE ACCOUNTS. ***

Account Number	Description	FYTD Receivable	FYTD Actual Receipts	MTD Actual Receipts	YTD Actual Receipts	FYTD Balance Receivable	FYTD Percent Received
007 1820 9003 000000 000	FRAN & WARREN RUPP FOUND/SCHOLARSHIP FY 2003	0.00	0.00	0.00	0.00	0.00	0.00
*****TOTAL FOR FUND-SCC 007 9003 (FRAN & WARREN RUPP SCHOLARSHIP):							
Ex Tr/Ad		0.00	0.00	0.00	0.00	0.00	0.00
In Tr/Ad		0.00	0.00	0.00	0.00	0.00	0.00
=====							
007 1410 9800 000000 000	INTEREST FOR TERRY MCCAMMON SCHOLARSHIP	14.00	2.71	1.33	9.78	11.29	19.36
007 1820 9800 000000 000	DONATIONS - TERRY McCAMMON SCHOLARSHIP FUND	186.00	500.00	0.00	2,780.00	314.00-	268.82
*****TOTAL FOR FUND-SCC 007 9800 (TERRY McCAMMON SCHOLARSHIP FUND):							
Ex Tr/Ad		200.00	502.71	1.33	2,789.78	302.71-	251.36
In Tr/Ad		200.00	502.71	1.33	2,789.78	302.71-	251.36
=====							
007 1410 9801 000000 000	INTEREST FOR MINUTEMAN SCHOLARSHIP FUND	2.00	0.37	0.18	1.51	1.63	18.50
007 1820 9801 000000 000	MINUTEMAN ALUMNI SCHOLARSHIP FUND DONATIONS	0.00	0.00	0.00	0.00	0.00	0.00
*****TOTAL FOR FUND-SCC 007 9801 (MINUTEMAN ALUMNI SCHOLARSHIP FUND):							
Ex Tr/Ad		2.00	0.37	0.18	1.51	1.63	18.50
In Tr/Ad		2.00	0.37	0.18	1.51	1.63	18.50
=====							
007 1890 9999 000000 000	LEXINGTON SCHOOLS TRUST FUND REVENUE	0.00	0.00	0.00	0.00	0.00	0.00
*****TOTAL FOR FUND-SCC 007 9999 (LEXINGTON SCHOOLS TRUST FUND):							
Ex Tr/Ad		0.00	0.00	0.00	0.00	0.00	0.00
In Tr/Ad		0.00	0.00	0.00	0.00	0.00	0.00
=====							
018 1620 9100 000000 000	SALES - HIGH SCHOOL	0.00	0.00	0.00	0.00	0.00	0.00
018 1630 9100 000000 000	DUES & FEES - HIGH SCHOOL	40.00	0.00	0.00	39.81	40.00	0.00

*** NOTE!! ONLY ACTIVE ACCOUNTS HAVE BEEN SELECTED, TOTALS MAY EXCLUDE AMOUNTS THAT ARE RELATED TO INACTIVE ACCOUNTS. ***

Account Number FND RCPT SCC SUBJ OU	Description	FYTD Receivable	FYTD Actual Receipts	MTD Actual Receipts	YTD Actual Receipts	FYTD Balance Receivable	FYTD Percent Received
018 1690 9100 000000 000	OTHER INCOME - HIGH SCHOOL	9,627.00	334.58	255.58	4,697.07	9,292.42	3.48
018 1820 9100 000000 000	HIGH SCHOOL PRINCIPAL'S FUND DONATION	680.00	805.00	805.00	805.00	125.00-	118.38
018 1851 9100 000000 100	VENDING MACHINE COMMISSIONS	37.00	0.00	0.00	36.57	37.00	0.00
018 5300 9100 000000 000	REFUND OF PRIOR YEAR EXPENDITURE	0.00	0.00	0.00	0.00	0.00	0.00
*****TOTAL FOR FUND-SCC 018 9100 (HIGH SCHOOL PRINCIPAL'S FUND):							
Ex Tr/Ad		10,384.00	1,139.58	1,060.58	5,578.45	9,244.42	10.97
In Tr/Ad		10,384.00	1,139.58	1,060.58	5,578.45	9,244.42	10.97
=====							
018 1620 9200 000000 000	SALES - JR. HIGH	7,738.00	7,446.00	7,446.00	8,329.55	292.00	96.23
018 1630 9200 000000 000	DUES & FEES - JR. HIGH	14.00	0.00	0.00	0.00	14.00	0.00
018 1690 9200 000000 000	OTHER INCOME - JR. HIGH	205.00	0.00	0.00	164.54	205.00	0.00
018 1820 9200 000000 000	JR. HIGH PRINCIPAL'S FUND DONATION	0.00	0.00	0.00	0.00	0.00	0.00
*****TOTAL FOR FUND-SCC 018 9200 (JUNIOR HIGH PRINCIPAL'S FUND):							
Ex Tr/Ad		7,957.00	7,446.00	7,446.00	8,494.09	511.00	93.58
In Tr/Ad		7,957.00	7,446.00	7,446.00	8,494.09	511.00	93.58
=====							
018 1620 9300 000000 000	SALES - EASTERN	919.00	0.00	0.00	161.00	919.00	0.00
018 1630 9300 000000 000	DUES & FEES - EASTERN	0.00	0.00	0.00	0.00	0.00	0.00
018 1690 9300 000000 000	OTHER INCOME - EASTERN	832.00	0.00	0.00	566.56	832.00	0.00
018 1820 9300 000000 000	EASTERN PRINCIPAL'S FUND DONATION	5,278.00	704.45	704.45	4,280.27	4,573.55	13.35

*** NOTE!! ONLY ACTIVE ACCOUNTS HAVE BEEN SELECTED, TOTALS MAY EXCLUDE AMOUNTS THAT ARE RELATED TO INACTIVE ACCOUNTS. ***

Account Number FND RCPT SCC SUBJ OU	Description	FYTD Receivable	FYTD Actual Receipts	MTD Actual Receipts	YTD Actual Receipts	FYTD Balance Receivable	FYTD Percent Received
018 5300 9300 000000 000	REFUND OF PRIOR YR EXPENDIT EAST PRINCIPAL	0.00	0.00	0.00	0.00	0.00	0.00
*****TOTAL FOR FUND-SCC 018 9300 (EASTERN PRINCIPAL'S FUND):							
Ex Tr/Ad		7,029.00	704.45	704.45	5,007.83	6,324.55	10.02
In Tr/Ad		7,029.00	704.45	704.45	5,007.83	6,324.55	10.02
=====							
018 1690 9301 000000 300	PUBLIC SUPPORT EASTERN BOOKFAIR/BOXTOP	9,560.00	0.00	0.00	9,550.18	9,560.00	0.00
018 5300 9301 000000 000	REFND OF PRIOR YEAR EXPEND-EASTERN BOOKFAIR	0.00	0.00	0.00	0.00	0.00	0.00
*****TOTAL FOR FUND-SCC 018 9301 (EASTERN ELEMENTARY BOOKFAIR/BOXTOPS FUND):							
Ex Tr/Ad		9,560.00	0.00	0.00	9,550.18	9,560.00	0.00
In Tr/Ad		9,560.00	0.00	0.00	9,550.18	9,560.00	0.00
=====							
018 1620 9400 000000 000	SALES - CENTRAL	0.00	0.00	0.00	0.00	0.00	0.00
018 1630 9400 000000 000	DUES & FEES - CENTRAL	4,740.00	921.51	250.00	2,558.01	3,818.49	19.44
018 1690 9400 000000 000	OTHER INCOME - CENTRAL	1,014.00	0.00	0.00	150.00	1,014.00	0.00
018 1820 9400 000000 000	CENTRAL PRINCIPAL'S FUND DONATION	0.00	0.00	0.00	0.00	0.00	0.00
*****TOTAL FOR FUND-SCC 018 9400 (CENTRAL PRINCIPAL'S FUND):							
Ex Tr/Ad		5,754.00	921.51	250.00	2,708.01	4,832.49	16.02
In Tr/Ad		5,754.00	921.51	250.00	2,708.01	4,832.49	16.02
=====							
018 1890 9401 000000 000	CENTRAL ELEM BOOKFAIR/BOXTOP	5,273.00	0.00	0.00	1,354.86	5,273.00	0.00
*****TOTAL FOR FUND-SCC 018 9401 (CENTRAL ELEMENTARY BOOKFAIR FUND):							
Ex Tr/Ad		5,273.00	0.00	0.00	1,354.86	5,273.00	0.00
In Tr/Ad		5,273.00	0.00	0.00	1,354.86	5,273.00	0.00
=====							

*** NOTE!! ONLY ACTIVE ACCOUNTS HAVE BEEN SELECTED, TOTALS MAY EXCLUDE AMOUNTS THAT ARE RELATED TO INACTIVE ACCOUNTS. ***

Account Number FND RCPT SCC SUBJ OU	Description	FYTD Receivable	FYTD Actual Receipts	MTD Actual Receipts	YTD Actual Receipts	FYTD Balance Receivable	FYTD Percent Received
018 1620 9500 000000 000	SALES - WESTERN	0.00	0.00	0.00	0.00	0.00	0.00
018 1630 9500 000000 000	DUES & FEES - WESTERN	6,239.00	1,115.00	1,115.00	2,964.52	5,124.00	17.87
018 1690 9500 000000 000	OTHER INCOME - WESTERN	269.00	427.70	0.00	644.61	158.70	159.00
018 1820 9500 000000 000	WESTERN PRINCIPAL'S FUND DONATION	0.00	0.00	0.00	0.00	0.00	0.00
018 5300 9500 000000 000	REFUND PRIOR YEAR RECEIPT WESTERN PRINCIPAL	0.00	0.00	0.00	0.00	0.00	0.00
*****TOTAL FOR FUND-SCC 018 9500 (WESTERN PRINCIPAL'S FUND):							
Ex Tr/Ad		6,508.00	1,542.70	1,115.00	3,609.13	4,965.30	23.70
In Tr/Ad		6,508.00	1,542.70	1,115.00	3,609.13	4,965.30	23.70
=====							
018 1890 9501 000000 000	WESTERN ELEM BOOKFAIR/BOXTOP	5,677.00	0.00	0.00	2,505.09	5,677.00	0.00
*****TOTAL FOR FUND-SCC 018 9501 (WESTERN ELEMENTARY BOOKFAIR/BOXTOPS FUND):							
Ex Tr/Ad		5,677.00	0.00	0.00	2,505.09	5,677.00	0.00
In Tr/Ad		5,677.00	0.00	0.00	2,505.09	5,677.00	0.00
=====							
018 1620 9502 000000 000	SALES - HIGH SCHOOL	0.00	0.00	0.00	0.00	0.00	0.00
018 1630 9502 000000 000	DUES & FEES - HIGH SCHOOL	0.00	0.00	0.00	0.00	0.00	0.00
018 1690 9502 000000 000	OTHER INCOME - HIGH SCHOOL	0.00	0.00	0.00	0.00	0.00	0.00
018 1820 9502 000000 000	ACADEMIC BOOSTERS DONATION	0.00	0.00	0.00	0.00	0.00	0.00
*****TOTAL FOR FUND-SCC 018 9502 (HIGH SCHOOL ACADEMIC BOOSTERS FUND):							
Ex Tr/Ad		0.00	0.00	0.00	0.00	0.00	0.00
In Tr/Ad		0.00	0.00	0.00	0.00	0.00	0.00
=====							

*** NOTE!! ONLY ACTIVE ACCOUNTS HAVE BEEN SELECTED, TOTALS MAY EXCLUDE AMOUNTS THAT ARE RELATED TO INACTIVE ACCOUNTS. ***

Account Number FND RCPT SCC SUBJ OU	Description	FYTD Receivable	FYTD Actual Receipts	MTD Actual Receipts	YTD Actual Receipts	FYTD Balance Receivable	FYTD Percent Received
018 1620 9901 000000 000	ADVISORY COMMITTEE - SALES REVENUE	0.00	0.00	0.00	0.00	0.00	0.00
018 1630 9901 000000 000	ADVISORY COMMITTEE DUES AND FEES	0.00	0.00	0.00	0.00	0.00	0.00
018 1690 9901 000000 000	ADVISORY COMMITTEE - OTHER REVENUE	0.00	0.00	0.00	0.00	0.00	0.00
018 1820 9901 000000 000	ADVISORY COMMITTEE DONATION	0.00	0.00	0.00	0.00	0.00	0.00
*****TOTAL FOR FUND-SCC 018 9901 (JUNIOR HIGH TEACHER ADVISORY FUND):							
Ex Tr/Ad		0.00	0.00	0.00	0.00	0.00	0.00
In Tr/Ad		0.00	0.00	0.00	0.00	0.00	0.00
=====							
019 1820 9001 000000 000	ACADEMIC BOOSTERS GRANT REVENUE	2,755.00	0.00	0.00	2,755.00	2,755.00	0.00
*****TOTAL FOR FUND-SCC 019 9001 (ACADEMIC BOOSTERS GRANTS):							
Ex Tr/Ad		2,755.00	0.00	0.00	2,755.00	2,755.00	0.00
In Tr/Ad		2,755.00	0.00	0.00	2,755.00	2,755.00	0.00
=====							
019 1890 9121 000000 000	PTO DONATIONS CENTRAL ELEMENTARY	237.00	27.51	18.67	147.52	209.49	11.61
*****TOTAL FOR FUND-SCC 019 9121 (CENTRAL ELEMENTARY PTO GRANTS):							
Ex Tr/Ad		237.00	27.51	18.67	147.52	209.49	11.61
In Tr/Ad		237.00	27.51	18.67	147.52	209.49	11.61
=====							
019 1890 9122 000000 000	PTO DONATION - EASTERN ELEMENTARY	237.00	27.48	18.65	147.44	209.52	11.59
*****TOTAL FOR FUND-SCC 019 9122 (EASTERN ELEMENTARY PTO GRANTS):							
Ex Tr/Ad		237.00	27.48	18.65	147.44	209.52	11.59
In Tr/Ad		237.00	27.48	18.65	147.44	209.52	11.59
=====							
019 1890 9123 000000 000	PTO DONATIONS - WESTERN ELEMENTARY	237.00	27.49	18.66	147.51	209.51	11.60

*** NOTE!! ONLY ACTIVE ACCOUNTS HAVE BEEN SELECTED, TOTALS MAY EXCLUDE AMOUNTS THAT ARE RELATED TO INACTIVE ACCOUNTS. ***

Account Number FND RCPT SCC SUBJ OU	Description	FYTD Receivable	FYTD Actual Receipts	MTD Actual Receipts	YTD Actual Receipts	FYTD Balance Receivable	FYTD Percent Received
*****TOTAL FOR FUND-SCC 019 9123 (WESTERN ELEMENTARY PTO GRANTS):							
Ex Tr/Ad		237.00	27.49	18.66	147.51	209.51	11.60
In Tr/Ad		237.00	27.49	18.66	147.51	209.51	11.60
=====							
019 1820 9200 000000 000	Playground Equipment Donations	71,760.27	71,760.27	0.00	71,760.27	0.00	100.00
*****TOTAL FOR FUND-SCC 019 9200 (RICHLAND COUNTY FOUNDATION GRANT PLAYGROUND):							
Ex Tr/Ad		71,760.27	71,760.27	0.00	71,760.27	0.00	100.00
In Tr/Ad		71,760.27	71,760.27	0.00	71,760.27	0.00	100.00
=====							
019 1890 9201 000000 000	RICHLAND COUNTY FOUNDATION GRANT CENTRAL PRI	0.00	0.00	0.00	0.00	0.00	0.00
*****TOTAL FOR FUND-SCC 019 9201 (RICHLAND COUNTY FOUNDATION GRANT CENTRAL PRID):							
Ex Tr/Ad		0.00	0.00	0.00	0.00	0.00	0.00
In Tr/Ad		0.00	0.00	0.00	0.00	0.00	0.00
=====							
019 1820 9202 000000 000	RICHLAND COUNTY FOUNDATION GRANT-HENSEL FY15	0.00	584.05	584.05	584.05	584.05-	0.00
*****TOTAL FOR FUND-SCC 019 9202 (RICHLAND COUNTY FOUNDATION GRANT-HENSEL FY15):							
Ex Tr/Ad		0.00	584.05	584.05	584.05	584.05-	0.00
In Tr/Ad		0.00	584.05	584.05	584.05	584.05-	0.00
=====							
019 1820 9204 000000 000	RICHLAND COUNTY FOUNDATION GRANT-PELPHREY 15	0.00	987.41	987.41	987.41	987.41-	0.00
*****TOTAL FOR FUND-SCC 019 9204 (RICHLAND COUNTY FOUNDATION GRANT-PELPHREY 15):							
Ex Tr/Ad		0.00	987.41	987.41	987.41	987.41-	0.00
In Tr/Ad		0.00	987.41	987.41	987.41	987.41-	0.00
=====							
019 1890 9303 000000 000	OHIO POWER GRANT REVENUE (BERRY)	0.00	0.00	0.00	0.00	0.00	0.00

*** NOTE!! ONLY ACTIVE ACCOUNTS HAVE BEEN SELECTED, TOTALS MAY EXCLUDE AMOUNTS THAT ARE RELATED TO INACTIVE ACCOUNTS. ***

Account Number FND RCPT SCC SUBJ OU	Description	FYTD Receivable	FYTD Actual Receipts	MTD Actual Receipts	YTD Actual Receipts	FYTD Balance Receivable	FYTD Percent Received
*****TOTAL FOR FUND-SCC 019 9303 (OHIO POWER GRANT (BERRY)):							
Ex Tr/Ad		0.00	0.00	0.00	0.00	0.00	0.00
In Tr/Ad		0.00	0.00	0.00	0.00	0.00	0.00
=====							
019 1820 9616 000000 000	WALMART TEACHER OF THE YEAR DONATION-SAVAGE	0.00	0.00	0.00	0.00	0.00	0.00
*****TOTAL FOR FUND-SCC 019 9616 (WALMART TEACHER OF THE YEAR-DANIELLE SAVAGE):							
Ex Tr/Ad		0.00	0.00	0.00	0.00	0.00	0.00
In Tr/Ad		0.00	0.00	0.00	0.00	0.00	0.00
=====							
022 1615 9601 000000 000	OHSAA TOURNAMENT ADMISSIONS	39,776.00	0.00	0.00	35,293.00	39,776.00	0.00
022 1625 9601 000000 000	OHSAA TOURNAMENT SALES	0.00	0.00	0.00	0.00	0.00	0.00
022 1690 9601 000000 000	OHSAA TOURNAMENT MISC RECEIPTS	3,224.00	0.00	0.00	3,073.06	3,224.00	0.00
*****TOTAL FOR FUND-SCC 022 9601 (OHSAA TOURNAMENT AGENCY FUND):							
Ex Tr/Ad		43,000.00	0.00	0.00	38,366.06	43,000.00	0.00
In Tr/Ad		43,000.00	0.00	0.00	38,366.06	43,000.00	0.00
=====							
024 1410 0000 000000 000	EMPLOYEE BENEFITS INTEREST IN INVESTMENT	1,719.00	251.69	110.30	1,084.96	1,467.31	14.64
024 1872 0000 000000 000	EMPLOYEE BENEFITS BOARD & EMPLOYEE CONTRIBU	3,306,801.00	606,399.34	304,310.07	2,437,313.05	2,700,401.66	18.34
024 5210 0000 000000 000	EMPLOYEE BENEFITS ADVANCE-INITIAL	0.00	0.00	0.00	0.00	0.00	0.00
*****TOTAL FOR FUND-SCC 024 0000 (EMPLOYEE BENEFITS FUND FOR MEDICAL/DENTAL):							
Ex Tr/Ad		3,308,520.00	606,651.03	304,420.37	2,438,398.01	2,701,868.97	18.34
In Tr/Ad		3,308,520.00	606,651.03	304,420.37	2,438,398.01	2,701,868.97	18.34
=====							
200 1620 9101 000000 000	SALES - ART CLUB - HIGH SCHOOL	0.00	0.00	0.00	0.00	0.00	0.00

*** NOTE!! ONLY ACTIVE ACCOUNTS HAVE BEEN SELECTED, TOTALS MAY EXCLUDE AMOUNTS THAT ARE RELATED TO INACTIVE ACCOUNTS. ***

Account Number FND RCPT SCC SUBJ OU	Description	FYTD Receivable	FYTD Actual Receipts	MTD Actual Receipts	YTD Actual Receipts	FYTD Balance Receivable	FYTD Percent Received
200 1630 9101 000000 000	DUES AND FEES HS ART CLUB	0.00	0.00	0.00	0.00	0.00	0.00
200 1690 9101 000000 000	OTHER EXPENSES - ART CLUB H.S.	0.00	0.00	0.00	0.00	0.00	0.00
*****TOTAL FOR FUND-SCC 200 9101 (HIGH SCHOOL ART CLUB):							
Ex Tr/Ad		0.00	0.00	0.00	0.00	0.00	0.00
In Tr/Ad		0.00	0.00	0.00	0.00	0.00	0.00
=====							
200 1620 9102 000000 000	SALES - DRAMA CLUB - H.S.	4,238.00	0.00	0.00	936.00	4,238.00	0.00
200 1630 9102 000000 000	DUES AND FEES - DRAMA CLUB - H.S.	0.00	0.00	0.00	0.00	0.00	0.00
200 1690 9102 000000 000	DRAMA CLUB	400.00	0.00	0.00	0.00	400.00	0.00
200 1820 9102 000000 000	DONATIONS - DRAMA CLUB	0.00	0.00	0.00	0.00	0.00	0.00
*****TOTAL FOR FUND-SCC 200 9102 (HIGH SCHOOL DRAMA CLUB):							
Ex Tr/Ad		4,638.00	0.00	0.00	936.00	4,638.00	0.00
In Tr/Ad		4,638.00	0.00	0.00	936.00	4,638.00	0.00
=====							
200 1620 9103 000000 000	SALES - MATH CLUB - H.S.	0.00	0.00	0.00	0.00	0.00	0.00
200 1630 9103 000000 000	DUES & FEES - MATH CLUB - H.S.	0.00	0.00	0.00	0.00	0.00	0.00
200 1690 9103 000000 000	OTHER INCOME - MATH CLUB - H.S.	100.00	0.00	0.00	0.00	100.00	0.00
*****TOTAL FOR FUND-SCC 200 9103 (HIGH SCHOOL MATH CLUB):							
Ex Tr/Ad		100.00	0.00	0.00	0.00	100.00	0.00
In Tr/Ad		100.00	0.00	0.00	0.00	100.00	0.00
=====							
200 1620 9104 000000 000	LEADERSHIP COUNCIL SALES HS	0.00	0.00	0.00	0.00	0.00	0.00

*** NOTE!! ONLY ACTIVE ACCOUNTS HAVE BEEN SELECTED, TOTALS MAY EXCLUDE AMOUNTS THAT ARE RELATED TO INACTIVE ACCOUNTS. ***

Account Number FND RCPT SCC SUBJ OU	Description	FYTD Receivable	FYTD Actual Receipts	MTD Actual Receipts	YTD Actual Receipts	FYTD Balance Receivable	FYTD Percent Received
200 1630 9104 000000 000	LEADERSHIP COUNCIL DUE/FEES	0.00	0.00	0.00	0.00	0.00	0.00
200 1690 9104 000000 000	LEADERSHIP COUNCIL MISC/OTHER	0.00	0.00	0.00	0.00	0.00	0.00
*****TOTAL FOR FUND-SCC 200 9104 (HIGH SCHOOL LEADERSHIP COUNCIL):							
Ex Tr/Ad		0.00	0.00	0.00	0.00	0.00	0.00
In Tr/Ad		0.00	0.00	0.00	0.00	0.00	0.00
=====							
200 1620 9105 000000 000	SALES - FRENCH CLUB - H.S.	259.00	0.00	0.00	0.00	259.00	0.00
200 1630 9105 000000 000	DUES & FEES - FRENCH CLUB - H.S.	39.00	0.00	0.00	0.00	39.00	0.00
200 1690 9105 000000 000	OTHER INCOME - FRENCH CLUB - H.S.	0.00	0.00	0.00	0.00	0.00	0.00
*****TOTAL FOR FUND-SCC 200 9105 (HIGH SCHOOL FRENCH CLUB):							
Ex Tr/Ad		298.00	0.00	0.00	0.00	298.00	0.00
In Tr/Ad		298.00	0.00	0.00	0.00	298.00	0.00
=====							
200 1620 9107 000000 000	SALES - SPANISH CLUB - H.S.	45.00	0.00	0.00	0.00	45.00	0.00
200 1630 9107 000000 000	DUES & FEES - SPANISH CLUB - H.S.	460.00	0.00	0.00	10.00	460.00	0.00
200 1690 9107 000000 000	OTHER INCOME - SPANISH CLUB - H.S.	0.00	0.00	0.00	0.00	0.00	0.00
*****TOTAL FOR FUND-SCC 200 9107 (HIGH SCHOOL SPANISH CLUB):							
Ex Tr/Ad		505.00	0.00	0.00	10.00	505.00	0.00
In Tr/Ad		505.00	0.00	0.00	10.00	505.00	0.00
=====							
200 1620 9108 000000 000	LEO CLUB SALES HS	559.00	0.00	0.00	22.24	559.00	0.00
200 1630 9108 000000 000	DUES & FEES - LEO CLUB	258.00	0.00	0.00	0.00	258.00	0.00

*** NOTE!! ONLY ACTIVE ACCOUNTS HAVE BEEN SELECTED, TOTALS MAY EXCLUDE AMOUNTS THAT ARE RELATED TO INACTIVE ACCOUNTS. ***

Account Number FND RCPT SCC SUBJ OU	Description	FYTD Receivable	FYTD Actual Receipts	MTD Actual Receipts	YTD Actual Receipts	FYTD Balance Receivable	FYTD Percent Received
200 1690 9108 000000 000	LEO CLUB - OTHER INCOME HS	1,414.00	0.00	0.00	715.78	1,414.00	0.00
*****TOTAL FOR FUND-SCC 200 9108 (HIGH SCHOOL LEO CLUB):							
Ex Tr/Ad		2,231.00	0.00	0.00	738.02	2,231.00	0.00
In Tr/Ad		2,231.00	0.00	0.00	738.02	2,231.00	0.00
=====							
200 1620 9114 000000 000	SALES - STUDENT COUNCIL - H.S.	2,375.00	0.00	0.00	1,834.87	2,375.00	0.00
200 1630 9114 000000 000	DUES & FEES - STUDENT COUNCIL - H.S.	316.00	0.00	0.00	316.00	316.00	0.00
200 1690 9114 000000 000	OTHER INCOME - STUDENT COUNCIL - H.S.	612.00	0.00	0.00	611.53	612.00	0.00
200 5300 9114 000000 000	STUDENT MANAGED ACT REFND OF PRIOR YEAR EXPEN	0.00	0.00	0.00	0.00	0.00	0.00
*****TOTAL FOR FUND-SCC 200 9114 (HIGH SCHOOL STUDENT COUNCIL FUND):							
Ex Tr/Ad		3,303.00	0.00	0.00	2,762.40	3,303.00	0.00
In Tr/Ad		3,303.00	0.00	0.00	2,762.40	3,303.00	0.00
=====							
200 1620 9115 000000 000	SALES - KEY CLUB - H.S.	1,056.00	0.00	0.00	302.00	1,056.00	0.00
200 1630 9115 000000 000	DUES & FEES - KEY CLUB - H.S.	232.00	0.00	0.00	0.00	232.00	0.00
200 1690 9115 000000 000	OTHER INCOME HS KEY CLUB	206.00	0.00	0.00	0.00	206.00	0.00
200 1820 9115 000000 000	DONATION -KEY CLUB- HS	0.00	0.00	0.00	0.00	0.00	0.00
*****TOTAL FOR FUND-SCC 200 9115 (HIGH SCHOOL KEY CLUB):							
Ex Tr/Ad		1,494.00	0.00	0.00	302.00	1,494.00	0.00
In Tr/Ad		1,494.00	0.00	0.00	302.00	1,494.00	0.00
=====							
200 1630 9116 000000 000	CHESS CLUB DUES	0.00	0.00	0.00	0.00	0.00	0.00

*** NOTE!! ONLY ACTIVE ACCOUNTS HAVE BEEN SELECTED, TOTALS MAY EXCLUDE AMOUNTS THAT ARE RELATED TO INACTIVE ACCOUNTS. ***

Account Number FND RCPT SCC SUBJ OU	Description	FYTD Receivable	FYTD Actual Receipts	MTD Actual Receipts	YTD Actual Receipts	FYTD Balance Receivable	FYTD Percent Received
*****TOTAL FOR FUND-SCC 200 9116 (HIGH SCHOOL CHESS CLUB):							
Ex Tr/Ad		0.00	0.00	0.00	0.00	0.00	0.00
In Tr/Ad		0.00	0.00	0.00	0.00	0.00	0.00
=====							
200 1620 9119 000000 000	YEARBOOK SALES	14,210.00	0.00	0.00	6,715.00	14,210.00	0.00
200 1630 9119 000000 000	YEARBOOK DUES AND FEES	0.00	0.00	0.00	0.00	0.00	0.00
200 1690 9119 000000 000	OTHER INCOME - YEARBOOK - H.S.	0.00	0.00	0.00	0.00	0.00	0.00
*****TOTAL FOR FUND-SCC 200 9119 (HIGH SCHOOL YEARBOOK FUND):							
Ex Tr/Ad		14,210.00	0.00	0.00	6,715.00	14,210.00	0.00
In Tr/Ad		14,210.00	0.00	0.00	6,715.00	14,210.00	0.00
=====							
200 1620 9120 000000 000	SALES - L'EXPRESS- H.S.	467.00	0.00	0.00	180.60	467.00	0.00
200 1630 9120 000000 000	DUES & FEES - L'EXPRESS - H.S.	0.00	0.00	0.00	0.00	0.00	0.00
200 1690 9120 000000 000	OTHER INCOME - L'EXPRESS - H.S.	0.00	0.00	0.00	0.00	0.00	0.00
*****TOTAL FOR FUND-SCC 200 9120 (HIGH SCHOOL JOURNALISM FUND):							
Ex Tr/Ad		467.00	0.00	0.00	180.60	467.00	0.00
In Tr/Ad		467.00	0.00	0.00	180.60	467.00	0.00
=====							
200 1620 9121 000000 000	SALES - NAT'L HONOR SOCIETY - H.S.	2,578.00	0.00	0.00	0.00	2,578.00	0.00
200 1630 9121 000000 000	DUES & FEES - NAT'L HONOR SOCIETY - H.S.	260.00	0.00	0.00	260.00	260.00	0.00
200 1690 9121 000000 000	OTHER INCOME - NAT'L HONOR SOCIETY - H.S.	354.00	0.00	0.00	294.00	354.00	0.00
200 5300 9121 000000 000	NATIONAL HONOR SOC REFND OF PRIOR YEAR EXPE	0.00	0.00	0.00	0.00	0.00	0.00

*** NOTE!! ONLY ACTIVE ACCOUNTS HAVE BEEN SELECTED, TOTALS MAY EXCLUDE AMOUNTS THAT ARE RELATED TO INACTIVE ACCOUNTS. ***

Account Number		Description								
FND	RCPT	SCC	SUBJ	OU	FYTD Receivable	FYTD Actual Receipts	MTD Actual Receipts	YTD Actual Receipts	FYTD Balance Receivable	FYTD Percent Received
*****TOTAL FOR FUND-SCC 200 9121 (HIGH SCHOOL NATIONAL HONOR SOCIETY):										
Ex	Tr/Ad				3,192.00	0.00	0.00	554.00	3,192.00	0.00
In	Tr/Ad				3,192.00	0.00	0.00	554.00	3,192.00	0.00
=====										
200	1620	9160	000000	000	SALES - GERMAN CLUB	0.00	0.00	0.00	0.00	0.00
200	1630	9160	000000	000	DUES AND FEES - GERMAN CLUB	0.00	0.00	0.00	0.00	0.00
200	1690	9160	000000	000	OTHER INCOME - GERMAN CLUB	0.00	0.00	0.00	0.00	0.00
*****TOTAL FOR FUND-SCC 200 9160 (HIGH SCHOOL GERMAN CLUB):										
Ex	Tr/Ad				0.00	0.00	0.00	0.00	0.00	0.00
In	Tr/Ad				0.00	0.00	0.00	0.00	0.00	0.00
=====										
200	1620	9201	000000	000	SALES - ART CLUB - JR. HIGH	0.00	0.00	0.00	0.00	0.00
200	1630	9201	000000	000	DUES AND FEES - ART CLUB - JR. HIGH	0.00	0.00	0.00	0.00	0.00
200	1631	9201	000000	000	FEES FOR FIELD TRIPS	0.00	0.00	0.00	0.00	0.00
200	1690	9201	000000	000	OTHER INCOME - ART CLUB - JR. HIGH	0.00	0.00	0.00	0.00	0.00
*****TOTAL FOR FUND-SCC 200 9201 (JUNIOR HIGH ART CLUB):										
Ex	Tr/Ad				0.00	0.00	0.00	0.00	0.00	0.00
In	Tr/Ad				0.00	0.00	0.00	0.00	0.00	0.00
=====										
200	1620	9204	000000	000	JUNIOR HIGH STUDENT COUNCIL SALES	667.00	0.00	0.00	227.55	667.00
200	1630	9204	000000	000	JUNIOR HIGH STUDENT COUNCIL DUES AND FEES	0.00	0.00	0.00	0.00	0.00
200	1690	9204	000000	000	OTHER INCOME-JR.HI STUDENT COUNCIL	0.00	0.00	0.00	0.00	0.00

*** NOTE!! ONLY ACTIVE ACCOUNTS HAVE BEEN SELECTED, TOTALS MAY EXCLUDE AMOUNTS THAT ARE RELATED TO INACTIVE ACCOUNTS. ***

Account Number FND RCPT SCC SURJ OU	Description	FYTD Receivable	FYTD Actual Receipts	MTD Actual Receipts	YTD Actual Receipts	FYTD Balance Receivable	FYTD Percent Received
*****TOTAL FOR FUND-SCC 200 9204 (JUNIOR HIGH STUDENT COUNCIL FUND):							
Ex Tr/Ad		667.00	0.00	0.00	227.55	667.00	0.00
In Tr/Ad		667.00	0.00	0.00	227.55	667.00	0.00
=====							
200 1620 9205 000000 000	JUNIOR HIGH LIBRARY CLUB SALES	0.00	0.00	0.00	0.00	0.00	0.00
200 1630 9205 000000 000	JUNIOR HIGH LIBRARY CLUB DUES AND FEES	0.00	0.00	0.00	0.00	0.00	0.00
200 1690 9205 000000 000	OTHER INCOME - LIBRARY CLUB - JR.H.	0.00	0.00	0.00	0.00	0.00	0.00
*****TOTAL FOR FUND-SCC 200 9205 (JUNIOR HIGH LIBRARY CLUB):							
Ex Tr/Ad		0.00	0.00	0.00	0.00	0.00	0.00
In Tr/Ad		0.00	0.00	0.00	0.00	0.00	0.00
=====							
200 1620 9301 000000 000	EASTERN STUDENT COUNCIL SALES	239.00	0.00	0.00	239.29	239.00	0.00
200 1630 9301 000000 000	EASTERN STUDENT COUNCIL DUES AND FEES	0.00	0.00	0.00	0.00	0.00	0.00
200 1690 9301 000000 000	EASTERN STUDENT COUNCIL MISC INCOME	0.00	0.00	0.00	0.00	0.00	0.00
*****TOTAL FOR FUND-SCC 200 9301 (EASTERN ELEMENTARY STUDENT ACTIVITY FUND):							
Ex Tr/Ad		239.00	0.00	0.00	239.29	239.00	0.00
In Tr/Ad		239.00	0.00	0.00	239.29	239.00	0.00
=====							
200 1620 9401 000000 000	SALES - LIBRARY CLUB - CENTRAL	0.00	0.00	0.00	0.00	0.00	0.00
200 1630 9401 000000 000	DUES & FEES - LIBRARY CLUB - CENTRAL	0.00	0.00	0.00	0.00	0.00	0.00
200 1690 9401 000000 000	OTHER INCOME - LIBRARY CLUB - CENTRAL	0.00	0.00	0.00	0.00	0.00	0.00
200 1820 9401 000000 000	LIBRARY FUND DONATIONS	0.00	0.00	0.00	0.00	0.00	0.00

*** NOTE!! ONLY ACTIVE ACCOUNTS HAVE BEEN SELECTED, TOTALS MAY EXCLUDE AMOUNTS THAT ARE RELATED TO INACTIVE ACCOUNTS. ***

Account Number FND RCPT SCC SUBJ OU	Description	FYTD Receivable	FYTD Actual Receipts	MTD Actual Receipts	YTD Actual Receipts	FYTD Balance Receivable	FYTD Percent Received
*****TOTAL FOR FUND-SCC 200 9401 (CENTRAL ELEMENTARY STUDENT ACTIVITY FUND):							
Ex Tr/Ad		0.00	0.00	0.00	0.00	0.00	0.00
In Tr/Ad		0.00	0.00	0.00	0.00	0.00	0.00
=====							
200 1620 9611 000000 000	SALES - INFORMED TEENS - H.S.	110.00	0.00	0.00	0.00	110.00	0.00
200 1630 9611 000000 000	DUES & FEES - INFORMED TEENS - H.S.	0.00	0.00	0.00	0.00	0.00	0.00
200 1690 9611 000000 000	OTHER INCOME - INFORMED TEENS - H.S.	0.00	0.00	0.00	0.00	0.00	0.00
*****TOTAL FOR FUND-SCC 200 9611 (HIGH SCHOOL INFORMED TEENS FUND):							
Ex Tr/Ad		110.00	0.00	0.00	0.00	110.00	0.00
In Tr/Ad		110.00	0.00	0.00	0.00	110.00	0.00
=====							
200 1620 9612 000000 000	JUNIOR HIGH INFORMED TEENS SALES	222.00	0.00	0.00	0.00	222.00	0.00
200 1630 9612 000000 000	JUNIOR HIGH INFORMED TEENS DUES	0.00	0.00	0.00	0.00	0.00	0.00
200 1690 9612 000000 000	JUNIOR HIGH INFORMED TEENS OTHER INCOME	0.00	0.00	0.00	0.00	0.00	0.00
*****TOTAL FOR FUND-SCC 200 9612 (JUNIOR HIGH INFORMED TEENS FUND):							
Ex Tr/Ad		222.00	0.00	0.00	0.00	222.00	0.00
In Tr/Ad		222.00	0.00	0.00	0.00	222.00	0.00
=====							
300 1620 9106 000000 000	SALES - INTRAMURALS - HIGH SCHOOL	0.00	0.00	0.00	0.00	0.00	0.00
300 1690 9106 000000 000	OTHER - INTRAMURALS - HIGH SCHOOL	0.00	0.00	0.00	0.00	0.00	0.00
*****TOTAL FOR FUND-SCC 300 9106 (HIGH SCHOOL INTRAMURALS):							
Ex Tr/Ad		0.00	0.00	0.00	0.00	0.00	0.00
In Tr/Ad		0.00	0.00	0.00	0.00	0.00	0.00
=====							

*** NOTE!! ONLY ACTIVE ACCOUNTS HAVE BEEN SELECTED, TOTALS MAY EXCLUDE AMOUNTS THAT ARE RELATED TO INACTIVE ACCOUNTS. ***

Account Number FND RCPT SCC SUBJ OU	Description	FYTD Receivable	FYTD Actual Receipts	MTD Actual Receipts	YTD Actual Receipts	FYTD Balance Receivable	FYTD Percent Received
300 1610 9115 000000 000	ADMISSIONS JAZZ BAND H.S.	0.00	0.00	0.00	0.00	0.00	0.00
300 1620 9115 000000 000	SALES JAZZ BAND H.S.	1,265.00	0.00	0.00	1,265.00	1,265.00	0.00
300 1630 9115 000000 000	DUES & FEES JAZZ BAND H.S.	0.00	0.00	0.00	0.00	0.00	0.00
300 1690 9115 000000 000	OTHER INCOME JAZZ BAND H.S.	0.00	0.00	0.00	0.00	0.00	0.00
*****TOTAL FOR FUND-SCC 300 9115 (JAZZ BAND):							
Ex Tr/Ad		1,265.00	0.00	0.00	1,265.00	1,265.00	0.00
In Tr/Ad		1,265.00	0.00	0.00	1,265.00	1,265.00	0.00
=====							
300 1610 9116 000000 000	ADMISSIONS CHOIR - H.S.	0.00	0.00	0.00	0.00	0.00	0.00
300 1620 9116 000000 000	SALES CHOIR - H.S.	0.00	0.00	0.00	0.00	0.00	0.00
300 1630 9116 000000 000	DUES & FEES - CHOIR - H.S.	0.00	0.00	0.00	0.00	0.00	0.00
300 1690 9116 000000 000	OTHER INCOME - CHOIR - H.S.	462.00	200.00	200.00	536.60	262.00	43.29
*****TOTAL FOR FUND-SCC 300 9116 (CHOIR):							
Ex Tr/Ad		462.00	200.00	200.00	536.60	262.00	43.29
In Tr/Ad		462.00	200.00	200.00	536.60	262.00	43.29
=====							
300 1620 9206 000000 000	SALES - INTRAMURALS - JR.H.	5,774.00	0.00	0.00	681.00	5,774.00	0.00
300 1690 9206 000000 000	OTHER INCOME - INTRAMURALS - JR.H.	226.00	305.00	305.00	531.00	79.00	134.96
*****TOTAL FOR FUND-SCC 300 9206 (JUNIOR HIGH PHYS ED DEPARTMENT FUND):							
Ex Tr/Ad		6,000.00	305.00	305.00	1,212.00	5,695.00	5.08
In Tr/Ad		6,000.00	305.00	305.00	1,212.00	5,695.00	5.08
=====							

*** NOTE!! ONLY ACTIVE ACCOUNTS HAVE BEEN SELECTED, TOTALS MAY EXCLUDE AMOUNTS THAT ARE RELATED TO INACTIVE ACCOUNTS. ***

Account Number FND RCPT SCC SUBJ OU	Description	FYTD Receivable	FYTD Actual Receipts	MTD Actual Receipts	YTD Actual Receipts	FYTD Balance Receivable	FYTD Percent Received
300 1610 9210 000000 200	JR HI INSTRUMENTAL - ADMISSIONS	0.00	0.00	0.00	0.00	0.00	0.00
300 1620 9210 000000 200	JR HI INSTRUMENTAL --SALES	0.00	0.00	0.00	0.00	0.00	0.00
300 1630 9210 000000 200	JR HI INSTRUMENTAL - DUES & FEES	0.00	0.00	0.00	0.00	0.00	0.00
300 1690 9210 000000 200	JR HI INSTRUMENTAL - OTHER	0.00	0.00	0.00	0.00	0.00	0.00
*****TOTAL FOR FUND-SCC 300 9210 (JR HIGH INSTRUMENTAL):							
Ex Tr/Ad		0.00	0.00	0.00	0.00	0.00	0.00
In Tr/Ad		0.00	0.00	0.00	0.00	0.00	0.00
=====							
300 1610 9600 000000 000	ADMISSIONS - ATHLETIC FUND	89,790.00	2,932.00	2,782.00	23,441.00	86,858.00	3.27
300 1610 9600 000000 700	HS FOOTBALL ADM	0.00	1,388.00	1,388.00	1,388.00	1,388.00--	0.00
300 1610 9600 000000 702	HS VOLLEYBALL ADM	0.00	355.00	355.00	355.00	355.00--	0.00
300 1610 9600 000000 703	BOYS SOCCER ADM	0.00	1,081.00	1,081.00	1,081.00	1,081.00--	0.00
300 1610 9600 000000 704	GIRLS SOCCER ADM	0.00	1,380.00	1,380.00	1,380.00	1,380.00--	0.00
300 1610 9600 000000 707	HS BOYS BASKETBALL ADM	0.00	0.00	0.00	0.00	0.00	0.00
300 1610 9600 000000 708	HS GIRLS BASKETBALL ADM	0.00	0.00	0.00	0.00	0.00	0.00
300 1610 9600 000000 709	HS SWIMMING ADM	0.00	0.00	0.00	0.00	0.00	0.00
300 1610 9600 000000 710	HS WRESTLING ADM	0.00	0.00	0.00	0.00	0.00	0.00
300 1610 9600 000000 712	HS TRACK ADMISSION	0.00	0.00	0.00	0.00	0.00	0.00

*** NOTE!! ONLY ACTIVE ACCOUNTS HAVE BEEN SELECTED, TOTALS MAY EXCLUDE AMOUNTS THAT ARE RELATED TO INACTIVE ACCOUNTS. ***

Account Number					Description	FYTD	MTD	YTD	FYTD	FYTD
FND	RCPT	SCC	SUBJ	OU		Actual	Actual	Actual	Balance	Percent
					Receivable	Receipts	Receipts	Receipts	Receivable	Received
300	1610	9600	000000	713	JR HIGH FOOTBALL ADM	0.00	460.00	460.00	460.00	0.00
300	1610	9600	000000	714	JR HIGH VOLLEYBALL ADM	0.00	379.00	379.00	379.00	0.00
300	1610	9600	000000	715	JR HIGH BOYS BASKETBALL ADM	0.00	0.00	0.00	0.00	0.00
300	1610	9600	000000	716	JR HIGH GIRLS BASKETBALL ADM	0.00	0.00	0.00	0.00	0.00
300	1610	9600	000000	717	ELEM BASKETBALL ADMISSION	0.00	0.00	0.00	0.00	0.00
300	1610	9600	000000	718	JR HIGH SWIMMING ADMISSION	0.00	0.00	0.00	0.00	0.00
300	1610	9600	000000	719	JR HIGH TRACK ADMISSION	0.00	0.00	0.00	0.00	0.00
300	1620	9600	000000	000	SALES - ATHLETIC FUND	10,488.00	0.00	0.00	1,343.00	10,488.00
300	1620	9600	000000	700	HS FOOTBALL PROGRAM SALES	0.00	0.00	0.00	0.00	0.00
300	1620	9600	000000	702	HS VOLLEYBALL PROGRAM SALES	0.00	0.00	0.00	0.00	0.00
300	1620	9600	000000	703	BOYS SOCCER PROGRAM SALES	0.00	0.00	0.00	0.00	0.00
300	1620	9600	000000	704	GIRLS SOCCER PROGRAM SALES	0.00	0.00	0.00	0.00	0.00
300	1620	9600	000000	707	HS BOYS BASKETBALL PROGRAM SALES	0.00	0.00	0.00	0.00	0.00
300	1620	9600	000000	708	HS GIRLS BASKETBALL PROGRAM SALES	0.00	0.00	0.00	0.00	0.00
300	1630	9600	000000	000	DUES AND FEES - ATHLETIC FUND	7,650.00	0.00	0.00	0.00	7,650.00
300	1690	9600	000000	000	OTHER INCOME - ATHLETIC FUND	88,358.00	38,670.93	27,940.93	71,310.92	49,687.07

*** NOTE!! ONLY ACTIVE ACCOUNTS HAVE BEEN SELECTED, TOTALS MAY EXCLUDE AMOUNTS THAT ARE RELATED TO INACTIVE ACCOUNTS. ***

Account Number					Description	FYTD	MTD	YTD	FYTD	FYTD	
FUND	RCPT	SCC	SUBJ	OU		Actual	Actual	Actual	Balance	Percent	
					Receivable	Receipts	Receipts	Receipts	Receivable	Received	
300	1810	9600	000000	000	ATHLETIC RENTAL	375.00	250.00	0.00	625.00	125.00	66.67
300	1820	9600	000000	000	ATHLETIC DEPARTMENT DONATIONS	3,339.00	0.00	0.00	1,799.57	3,339.00	0.00
300	1890	9600	000000	700	HS FOOTBALL MISC REVENUE	0.00	0.00	0.00	0.00	0.00	0.00
300	1890	9600	000000	701	CROSS COUNTRY REVENUE/ENTRY FEES	0.00	1,674.00	1,414.00	1,674.00	1,674.00	0.00
300	1890	9600	000000	702	HS VOLLEYBALL MISC REVENUE	0.00	1,943.78	1,943.78	1,943.78	1,943.78	0.00
300	1890	9600	000000	703	BOYS SOCCER MISC REVENUE	0.00	0.00	0.00	0.00	0.00	0.00
300	1890	9600	000000	704	GIRLS SOCCER MISC REVENUE	0.00	0.00	0.00	0.00	0.00	0.00
300	1890	9600	000000	705	GIRLS TENNIS REVENUE/ENTRY FEES	0.00	240.00	240.00	240.00	240.00	0.00
300	1890	9600	000000	706	GOLF REVENUE/ENTRY FEES	0.00	2,680.00	1,510.00	2,680.00	2,680.00	0.00
300	1890	9600	000000	707	HS BOYS BASKETBALL MISC REVENUE	0.00	0.00	0.00	0.00	0.00	0.00
300	1890	9600	000000	708	HS GIRLS BASKETBALL MISC REVENUE	0.00	0.00	0.00	0.00	0.00	0.00
300	1890	9600	000000	709	HS SWIMMING REVENUE/ENTRY FEES	0.00	0.00	0.00	0.00	0.00	0.00
300	1890	9600	000000	710	HS WRESTLING MISC REVENUE/ENTRY FEE	0.00	0.00	0.00	0.00	0.00	0.00
300	1890	9600	000000	711	BOYS TENNIS REVENUE/ENTRY FEES	0.00	165.00	0.00	165.00	165.00	0.00
300	1890	9600	000000	712	HS TRACK MISC REVENUE/ENTRY FEES	0.00	0.00	0.00	0.00	0.00	0.00
300	5100	9600	000000	000	Athletic Transfer In	0.00	0.00	0.00	6,300.00	0.00	0.00

*** NOTE!! ONLY ACTIVE ACCOUNTS HAVE BEEN SELECTED, TOTALS MAY EXCLUDE AMOUNTS THAT ARE RELATED TO INACTIVE ACCOUNTS. ***

Account Number FND RCPT SCC SUBJ OU	Description	FYTD Receivable	FYTD Actual Receipts	MTD Actual Receipts	YTD Actual Receipts	FYTD Balance Receivable	FYTD Percent Received
300 5300 9600 000000 000	REFUND OF PRIOR YEAR EXPENDITURE - ATHLETIC	0.00	0.00	0.00	0.00	0.00	0.00
****TOTAL FOR FUND-SCC 300 9600 (ATHLETIC FUND):							
Ex Tr/Ad		200,000.00	53,598.71	40,873.71	110,265.27	146,401.29	26.80
In Tr/Ad		200,000.00	53,598.71	40,873.71	116,565.27	146,401.29	26.80
=====							
300 1610 9601 000000 000	TOURNAMENT ADMISSIONS	0.00	0.00	0.00	0.00	0.00	0.00
300 1620 9601 000000 000	TOURNAMENT SALES	0.00	0.00	0.00	0.00	0.00	0.00
300 1630 9601 000000 000	TOURNAMENT DUES AND FEES RECEIVED	0.00	0.00	0.00	0.00	0.00	0.00
300 1690 9601 000000 000	TOURNAMENT OTHER INCOME	0.00	0.00	0.00	0.00	0.00	0.00
****TOTAL FOR FUND-SCC 300 9601 (ATHLETIC TOURNAMENT FUND):							
Ex Tr/Ad		0.00	0.00	0.00	0.00	0.00	0.00
In Tr/Ad		0.00	0.00	0.00	0.00	0.00	0.00
=====							
300 1610 9602 000000 000	ORCHESTRA - ADMISSIONS	0.00	0.00	0.00	0.00	0.00	0.00
300 1620 9602 000000 000	ORCHESTRA - SALES	0.00	0.00	0.00	0.00	0.00	0.00
300 1630 9602 000000 000	ORCHESTRA - DUES AND FEES	0.00	0.00	0.00	0.00	0.00	0.00
300 1690 9602 000000 000	ORCHESTRA - OTHER INCOME	0.00	0.00	0.00	0.00	0.00	0.00
300 1820 9602 000000 000	DONATIONS - ORCHESTRA	0.00	0.00	0.00	0.00	0.00	0.00
300 5100 9602 000000 000	DISTRICT MANAGED ACT TRANSFERS-IN	0.00	0.00	0.00	0.00	0.00	0.00

*** NOTE!! ONLY ACTIVE ACCOUNTS HAVE BEEN SELECTED, TOTALS MAY EXCLUDE AMOUNTS THAT ARE RELATED TO INACTIVE ACCOUNTS. ***

Account Number FND RCPT SCC SUBJ DU	Description	FYTD Receivable	FYTD Actual Receipts	MTD Actual Receipts	YTD Actual Receipts	FYTD Balance Receivable	FYTD Percent Received
*****TOTAL FOR FUND-SCC 300 9602 (ORCHESTRA):							
Ex Tr/Ad		0.00	0.00	0.00	0.00	0.00	0.00
In Tr/Ad		0.00	0.00	0.00	0.00	0.00	0.00
=====							
300 1610 9603 000000 000	ELEMENTARY MUSIC - ADMISSION	0.00	0.00	0.00	0.00	0.00	0.00
300 1620 9603 000000 000	ELEMENTARY MUSIC - SALES	0.00	0.00	0.00	0.00	0.00	0.00
300 1630 9603 000000 000	ELEMENTARY MUSIC - DUES AND FEES	0.00	0.00	0.00	0.00	0.00	0.00
300 1690 9603 000000 000	ELEMENTARY MUSIC - OTHER INCOME	0.00	0.00	0.00	0.00	0.00	0.00
*****TOTAL FOR FUND-SCC 300 9603 (ELEMENTARY MUSIC):							
Ex Tr/Ad		0.00	0.00	0.00	0.00	0.00	0.00
In Tr/Ad		0.00	0.00	0.00	0.00	0.00	0.00
=====							
300 1610 9605 000000 000	BAND - ADMISSIONS	0.00	0.00	0.00	0.00	0.00	0.00
300 1620 9605 000000 000	BAND - SALES	0.00	0.00	0.00	0.00	0.00	0.00
300 1630 9605 000000 000	BAND - DUES AND FEES	0.00	0.00	0.00	0.00	0.00	0.00
300 1690 9605 000000 000	BAND - OTHER INCOME	0.00	0.00	0.00	0.00	0.00	0.00
*****TOTAL FOR FUND-SCC 300 9605 (BAND):							
Ex Tr/Ad		0.00	0.00	0.00	0.00	0.00	0.00
In Tr/Ad		0.00	0.00	0.00	0.00	0.00	0.00
=====							
451 3219 9013 000000 000	NETWORK CONNECTIVITY REVENUE	0.00	0.00	0.00	0.00	0.00	0.00

*** NOTE!! ONLY ACTIVE ACCOUNTS HAVE BEEN SELECTED, TOTALS MAY EXCLUDE AMOUNTS THAT ARE RELATED TO INACTIVE ACCOUNTS. ***

Account Number FND RCPT SCC SUBJ OU	Description	FYTD Receivable	FYTD Actual Receipts	MTD Actual Receipts	YTD Actual Receipts	FYTD Balance Receivable	FYTD Percent Received
*****TOTAL FOR FUND-SCC 451 9013 (NETWORK CONNECTIVITY - FY 2013):							
Ex Tr/Ad		0.00	0.00	0.00	0.00	0.00	0.00
In Tr/Ad		0.00	0.00	0.00	0.00	0.00	0.00
=====							
506 4220 9012 000000 000	RTTT FED REST GRANT FED-STATE	0.00	0.00	0.00	0.00	0.00	0.00
*****TOTAL FOR FUND-SCC 506 9012 (RACE TO THE TOP GRANT FY12):							
Ex Tr/Ad		0.00	0.00	0.00	0.00	0.00	0.00
In Tr/Ad		0.00	0.00	0.00	0.00	0.00	0.00
=====							
506 4220 9013 000000 000	RTTT FED REST GRANT FED-STATE	0.00	0.00	0.00	0.00	0.00	0.00
*****TOTAL FOR FUND-SCC 506 9013 (RACE TO THE TOP GRANT FY13):							
Ex Tr/Ad		0.00	0.00	0.00	0.00	0.00	0.00
In Tr/Ad		0.00	0.00	0.00	0.00	0.00	0.00
=====							
506 4220 9014 000000 000	RTTT FED REST GRANT FED-STATE	0.00	0.00	0.00	12,114.68	0.00	0.00
*****TOTAL FOR FUND-SCC 506 9014 (RACE TO THE TOP GRANT FY14):							
Ex Tr/Ad		0.00	0.00	0.00	12,114.68	0.00	0.00
In Tr/Ad		0.00	0.00	0.00	12,114.68	0.00	0.00
=====							
506 4220 9015 000000 000	RTTT FED REST GRANT FED-STATE	20,000.00	0.00	0.00	0.00	20,000.00	0.00
*****TOTAL FOR FUND-SCC 506 9015 (RACE TO THE TOP GRANT FY15):							
Ex Tr/Ad		20,000.00	0.00	0.00	0.00	20,000.00	0.00
In Tr/Ad		20,000.00	0.00	0.00	0.00	20,000.00	0.00
=====							
506 4220 9913 000000 000	OHIO RESIDENT EDUCATOR PROGRAM REVENUE	0.00	0.00	0.00	0.00	0.00	0.00

*** NOTE!! ONLY ACTIVE ACCOUNTS HAVE BEEN SELECTED, TOTALS MAY EXCLUDE AMOUNTS THAT ARE RELATED TO INACTIVE ACCOUNTS. ***

Account Number FND RCPT SCC SUBJ OU	Description	FYTD Receivable	FYTD Actual Receipts	MTD Actual Receipts	YTD Actual Receipts	FYTD Balance Receivable	FYTD Percent Received
*****TOTAL FOR FUND-SCC 506 9913 (OHIO RESIDENT EDUCATOR PROGRAM):							
Ex Tr/Ad		0.00	0.00	0.00	0.00	0.00	0.00
In Tr/Ad		0.00	0.00	0.00	0.00	0.00	0.00
=====							
506 4220 9914 000000 000	OHIO RESIDENT EDUCATOR PROGRAM REVENUE	0.00	0.00	0.00	1,750.00	0.00	0.00
*****TOTAL FOR FUND-SCC 506 9914 (OHIO RESIDENT EDUCATOR PROGRAM):							
Ex Tr/Ad		0.00	0.00	0.00	1,750.00	0.00	0.00
In Tr/Ad		0.00	0.00	0.00	1,750.00	0.00	0.00
=====							
516 4220 9013 000000 000	IDEA-B REVENUE	0.00	0.00	0.00	0.00	0.00	0.00
*****TOTAL FOR FUND-SCC 516 9013 (IDEA-B SPECIAL EDUCATION FY13):							
Ex Tr/Ad		0.00	0.00	0.00	0.00	0.00	0.00
In Tr/Ad		0.00	0.00	0.00	0.00	0.00	0.00
=====							
516 4220 9014 000000 000	IDEA-B REVENUE	160,806.17	36,927.93	0.00	207,973.09	123,878.24	22.96
516 5210 9014 000000 000	IDEA-B Advances In	0.00	0.00	0.00	12,500.00	0.00	0.00
*****TOTAL FOR FUND-SCC 516 9014 (IDEA-B SPECIAL EDUCATION FY14):							
Ex Tr/Ad		160,806.17	36,927.93	0.00	207,973.09	123,878.24	22.96
In Tr/Ad		160,806.17	36,927.93	0.00	220,473.09	123,878.24	22.96
=====							
516 4220 9015 000000 000	IDEA-B REVENUE	414,970.29	0.00	0.00	0.00	414,970.29	0.00
516 5210 9015 000000 000	IDEA-B Advances In	0.00	0.00	0.00	0.00	0.00	0.00
*****TOTAL FOR FUND-SCC 516 9015 (IDEA-B SPECIAL EDUCATION FY15):							
Ex Tr/Ad		414,970.29	0.00	0.00	0.00	414,970.29	0.00
In Tr/Ad		414,970.29	0.00	0.00	0.00	414,970.29	0.00
=====							

*** NOTE!! ONLY ACTIVE ACCOUNTS HAVE BEEN SELECTED, TOTALS MAY EXCLUDE AMOUNTS THAT ARE RELATED TO INACTIVE ACCOUNTS. ***

Account Number FND RCPT SCC SUBJ OU	Description	FYTD Receivable	FYTD Actual Receipts	MTD Actual Receipts	YTD Actual Receipts	FYTD Balance Receivable	FYTD Percent Received
551 4220 9013 000000 000	TITLE II LEP FY13 REVENUE	0.00	0.00	0.00	0.00	0.00	0.00
*****TOTAL FOR FUND-SCC 551 9013 (TITLE III LEP FY13):							
Ex Tr/Ad		0.00	0.00	0.00	0.00	0.00	0.00
In Tr/Ad		0.00	0.00	0.00	0.00	0.00	0.00
=====							
572 4220 9013 000000 000	TITLE I TARGETED ASSISTANCE FED GRANT	0.00	0.00	0.00	0.00	0.00	0.00
*****TOTAL FOR FUND-SCC 572 9013 (TITLE I TARGETED ASSISTANCE FY13):							
Ex Tr/Ad		0.00	0.00	0.00	0.00	0.00	0.00
In Tr/Ad		0.00	0.00	0.00	0.00	0.00	0.00
=====							
572 4220 9014 000000 000	TITLE I TARGETED ASSISTANCE FED GRANT	133,570.37	28,759.85	9,359.85	150,103.93	104,810.52	21.53
*****TOTAL FOR FUND-SCC 572 9014 (TITLE I FY14):							
Ex Tr/Ad		133,570.37	28,759.85	9,359.85	150,103.93	104,810.52	21.53
In Tr/Ad		133,570.37	28,759.85	9,359.85	150,103.93	104,810.52	21.53
=====							
572 4220 9015 000000 000	TITLE I TARGETED ASSISTANCE FED GRANT	289,075.44	0.00	0.00	0.00	289,075.44	0.00
*****TOTAL FOR FUND-SCC 572 9015 (TITLE I FY15):							
Ex Tr/Ad		289,075.44	0.00	0.00	0.00	289,075.44	0.00
In Tr/Ad		289,075.44	0.00	0.00	0.00	289,075.44	0.00
=====							
587 4220 9015 000000 000	EARLY CHILDHOOD SPECIAL EDUCATION IDEA FY15	2,462.44	0.00	0.00	0.00	2,462.44	0.00
*****TOTAL FOR FUND-SCC 587 9015 (EARLY CHILDHOOD) SPECIAL EDUCATION IDEA FY15):							
Ex Tr/Ad		2,462.44	0.00	0.00	0.00	2,462.44	0.00
In Tr/Ad		2,462.44	0.00	0.00	0.00	2,462.44	0.00
=====							
590 4220 9013 000000 000	TITLE II-A REVENUE	0.00	0.00	0.00	0.00	0.00	0.00

*** NOTE!! ONLY ACTIVE ACCOUNTS HAVE BEEN SELECTED, TOTALS MAY EXCLUDE AMOUNTS THAT ARE RELATED TO INACTIVE ACCOUNTS. ***

Account Number FND RCPT SCC SUBT OU	Description	FYTD Receivable	FYTD Actual Receipts	MTD Actual Receipts	YTD Actual Receipts	FYTD Balance Receivable	FYTD Percent Received
*****TOTAL FOR FUND-SCC 590 9013 (TITLE II-A IMPROVING TEACHER QUALITY FY13):							
Ex Tr/Ad		0.00	0.00	0.00	0.00	0.00	0.00
In Tr/Ad		0.00	0.00	0.00	0.00	0.00	0.00
=====							
590 4220 9014 000000 000	TITLE II-A REVENUE	0.00	0.00	0.00	21,809.96	0.00	0.00
*****TOTAL FOR FUND-SCC 590 9014 (TITLE II-A IMPROVING TEACHER QUALITY FY14):							
Ex Tr/Ad		0.00	0.00	0.00	21,809.96	0.00	0.00
In Tr/Ad		0.00	0.00	0.00	21,809.96	0.00	0.00
=====							
590 4220 9015 000000 000	TITLE II-A REVENUE	47,148.45	0.00	0.00	0.00	47,148.45	0.00
*****TOTAL FOR FUND-SCC 590 9015 (TITLE II-A IMPROVING TEACHER QUALITY FY15):							
Ex Tr/Ad		47,148.45	0.00	0.00	0.00	47,148.45	0.00
In Tr/Ad		47,148.45	0.00	0.00	0.00	47,148.45	0.00
=====							
599 4220 9013 000000 000	NATIONAL SCHOOL LUNCH EXPANSION GRANT REV	0.00	0.00	0.00	0.00	0.00	0.00
599 5210 9013 000000 000	GRANT ADVANCES IN-INITIAL	0.00	0.00	0.00	0.00	0.00	0.00
*****TOTAL FOR FUND-SCC 599 9013 (NATIONAL SCHOOL LUNCH EXPANSION GRANT FY13):							
Ex Tr/Ad		0.00	0.00	0.00	0.00	0.00	0.00
In Tr/Ad		0.00	0.00	0.00	0.00	0.00	0.00
=====							
*****GRAND TOTALS:							
Ex Tr/Ad		28,571,717.43	7,844,940.50	3,772,362.98	22,863,604.08	20,726,776.93	27.46
In Tr/Ad		28,571,717.43	7,857,440.50	3,784,862.98	23,065,404.08	20,714,276.93	27.50
=====							

*** NOTE!! ONLY ACTIVE ACCOUNTS HAVE BEEN SELECTED, TOTALS MAY EXCLUDE AMOUNTS THAT ARE RELATED TO INACTIVE ACCOUNTS. ***

LEXINGTON LOCAL SCHOOLS
 Appropriation Account Summary
 SORTED BY FUND-SEC

FYTD Appropriated	Prior FY Carryover Encumbrances	FYTD Expendable	FYTD Actual Expenditures	MTD Actual Expenditures	Current Encumbrances	FYTD Unencumbered Balance	FYTD Percent Exp/Enc
*****TOTAL FOR FUND-SEC 001 0000 (GENERAL FUND):							
5,347,355.00	196,101.99	5,543,456.99	3,198,650.94	1,724,902.38	1,869,516.00	455,290.05	91.79
*****TOTAL FOR FUND-SEC 001 9412 (GENERAL BUDGET RESERVE SET-ASIDE-1Z/BMC):							
0.00	0.00	0.00	0.00	0.00	0.00	0.00	0.00
*****TOTAL FOR FUND-SEC 001 9800 (FINGERPRINT PAYMENT CLEARING ACCOUNT):							
0.00	0.00	0.00	0.00	0.00	0.00	0.00	0.00
*****TOTAL FOR FUND-SEC 002 0000 (BOND RETIREMENT FUND):							
0.00	0.00	0.00	0.00	0.00	0.00	0.00	0.00
*****TOTAL FOR FUND-SEC 003 0000 (PERMANENT IMPROVEMENT FUND):							
179,133.00	2,892.83	182,025.83	268,444.78	125,372.74	416,171.25	502,590.20	376.11
*****TOTAL FOR FUND-SEC 006 0000 (FOOD SERVICE FUND):							
231,983.00	0.00	231,983.00	98,248.03	52,488.85	377,316.45	243,581.48	205.00
*****TOTAL FOR FUND-SEC 007 9003 (FRAN & WARREN RUPP SCHOLARSHIP):							
0.00	0.00	0.00	0.00	0.00	0.00	0.00	0.00
*****TOTAL FOR FUND-SEC 007 9800 (TERRY McCAMMON SCHOLARSHIP FUND):							
500.00	0.00	500.00	0.00	0.00	0.00	500.00	0.00
*****TOTAL FOR FUND-SEC 007 9801 (MINUTEMAN ALUMNI SCHOLARSHIP FUND):							
250.00	0.00	250.00	0.00	0.00	0.00	250.00	0.00
*****TOTAL FOR FUND-SEC 007 9999 (LEXINGTON SCHOOLS TRUST FUND):							
0.00	0.00	0.00	0.00	0.00	0.00	0.00	0.00

*** NOTE!! ONLY ACTIVE ACCOUNTS HAVE BEEN SELECTED, TOTALS MAY EXCLUDE AMOUNTS THAT ARE RELATED TO INACTIVE ACCOUNTS. ***

LEXINGTON LOCAL SCHOOLS
 Appropriation Account Summary
 SORTED BY FUND-SCC

FYTD Appropriated	Prior FY Carryover Encumbrances	FYTD Expendable	FYTD Actual Expenditures	MTD Actual Expenditures	Current Encumbrances	FYTD Unencumbered Balance	FYTD Percent Exp/Enc
*****TOTAL FOR FUND-SCC 018 9100 (HIGH SCHOOL PRINCIPAL'S FUND):							
2,439.00	0.00	2,439.00	0.00	0.00	7,900.00	5,461.00	323.90
*****TOTAL FOR FUND-SCC 018 9200 (JUNIOR HIGH PRINCIPAL'S FUND):							
2,110.00	0.00	2,110.00	0.00	0.00	7,230.00	5,120.00	342.65
*****TOTAL FOR FUND-SCC 018 9300 (EASTERN PRINCIPAL'S FUND):							
3,000.00	579.23	3,579.23	0.00	0.00	1,585.13	1,994.10	44.29
*****TOTAL FOR FUND-SCC 018 9301 (EASTERN ELEMENTARY BOOKFAIR/BOXTOPS FUND):							
1,644.00	0.00	1,644.00	0.00	0.00	4,116.63	2,472.63	250.40
*****TOTAL FOR FUND-SCC 018 9400 (CENTRAL PRINCIPAL'S FUND):							
1,791.00	274.60	2,065.60	0.00	0.00	844.91	1,220.69	40.90
*****TOTAL FOR FUND-SCC 018 9401 (CENTRAL ELEMENTARY BOOKFAIR FUND):							
1,250.00	0.00	1,250.00	0.00	0.00	0.00	1,250.00	0.00
*****TOTAL FOR FUND-SCC 018 9500 (WESTERN PRINCIPAL'S FUND):							
2,001.00	501.47	2,502.47	0.00	0.00	199.97	2,302.50	7.99
*****TOTAL FOR FUND-SCC 018 9501 (WESTERN ELEMENTARY BOOKFAIR/BOXTOPS FUND):							
1,950.00	0.00	1,950.00	0.00	0.00	0.00	1,950.00	0.00
*****TOTAL FOR FUND-SCC 018 9502 (HIGH SCHOOL ACADEMIC BOOSTERS FUND):							
0.00	0.00	0.00	0.00	0.00	0.00	0.00	0.00
*****TOTAL FOR FUND-SCC 018 9901 (JUNIOR HIGH TEACHER ADVISORY FUND):							
0.00	0.00	0.00	0.00	0.00	0.00	0.00	0.00

*** NOTE!! ONLY ACTIVE ACCOUNTS HAVE BEEN SELECTED, TOTALS MAY EXCLUDE AMOUNTS THAT ARE RELATED TO INACTIVE ACCOUNTS. ***

LEXINGTON LOCAL SCHOOLS
 Appropriation Account Summary
 SORTED BY FUND-SCC

FYTD Appropriated	Prior FY Carryover Encumbrances	FYTD Expendable	FYTD Actual Expenditures	MTD Actual Expenditures	Current Encumbrances	FYTD Unencumbered Balance	FYTD Percent Exp/Enc
*****TOTAL FOR FUND-SCC 019 9001 (ACADEMIC BOOSTERS GRANTS):							
675.00	0.00	675.00	0.00	0.00	1,459.00	784.00	216.15
*****TOTAL FOR FUND-SCC 019 9121 (CENTRAL ELEMENTARY PTO GRANTS):							
219.00	0.00	219.00	26.01	26.01	0.00	192.99	11.88
*****TOTAL FOR FUND-SCC 019 9122 (EASTERN ELEMENTARY PTO GRANTS):							
1,334.00	100.00	1,434.00	0.00	0.00	100.00	1,334.00	6.97
*****TOTAL FOR FUND-SCC 019 9123 (WESTERN ELEMENTARY PTO GRANTS):							
1,580.00	0.00	1,580.00	0.00	0.00	0.00	1,580.00	0.00
*****TOTAL FOR FUND-SCC 019 9200 (RICHLAND COUNTY FOUNDATION GRANT PLAYGROUND):							
1,233.00	0.00	1,233.00	0.00	0.00	71,760.27	70,527.27	0.00
*****TOTAL FOR FUND-SCC 019 9201 (RICHLAND COUNTY FOUNDATION GRANT CENTRAL PRID):							
0.00	0.00	0.00	0.00	0.00	0.00	0.00	0.00
*****TOTAL FOR FUND-SCC 019 9202 (RICHLAND COUNTY FOUNDATION GRANT-HENSEL FY15):							
0.00	0.00	0.00	0.00	0.00	0.00	0.00	0.00
*****TOTAL FOR FUND-SCC 019 9204 (RICHLAND COUNTY FOUNDATION GRANT-FELPHREY 15):							
0.00	0.00	0.00	0.00	0.00	0.00	0.00	0.00
*****TOTAL FOR FUND-SCC 019 9303 (OHIO POWER GRANT (BERRY)):							
0.00	0.00	0.00	0.00	0.00	0.00	0.00	0.00
*****TOTAL FOR FUND-SCC 019 9616 (WALMART TEACHER OF THE YEAR-DANIELLE SAVAGE):							
0.00	0.00	0.00	0.00	0.00	0.00	0.00	0.00

*** NOTE!! ONLY ACTIVE ACCOUNTS HAVE BEEN SELECTED, TOTALS MAY EXCLUDE AMOUNTS THAT ARE RELATED TO INACTIVE ACCOUNTS. ***

LEXINGTON LOCAL SCHOOLS
 Appropriation Account Summary
 SORTED BY FUND-SCC

FYTD Appropriated	Prior FY Carryover Encumbrances	FYTD Expendable	FYTD Actual Expenditures	MTD Actual Expenditures	Current Encumbrances	FYTD Unencumbered Balance	FYTD Percent Exp/Enc
*****TOTAL FOR FUND-SCC 022 9601 (OHSAA TOURNAMENT AGENCY FUND):							
15,000.00	0.00	15,000.00	145.52	145.52	0.00	14,854.48	0.97
*****TOTAL FOR FUND-SCC 024 0000 (EMPLOYEE BENEFITS FUND FOR MEDICAL/DENTAL):							
850,000.00	0.00	850,000.00	682,441.44	266,018.73	27,500.00	140,058.56	83.52
*****TOTAL FOR FUND-SCC 200 9101 (HIGH SCHOOL ART CLUB):							
23.00	0.00	23.00	0.00	0.00	0.00	23.00	0.00
*****TOTAL FOR FUND-SCC 200 9102 (HIGH SCHOOL DRAMA CLUB):							
3,375.00	855.51	4,230.51	500.00	500.00	355.51	3,375.00	20.22
*****TOTAL FOR FUND-SCC 200 9103 (HIGH SCHOOL MATH CLUB):							
36.00	0.00	36.00	0.00	0.00	0.00	36.00	0.00
*****TOTAL FOR FUND-SCC 200 9104 (HIGH SCHOOL LEADERSHIP COUNCIL):							
100.00	0.00	100.00	0.00	0.00	0.00	100.00	0.00
*****TOTAL FOR FUND-SCC 200 9105 (HIGH SCHOOL FRENCH CLUB):							
65.00	0.00	65.00	0.00	0.00	0.00	65.00	0.00
*****TOTAL FOR FUND-SCC 200 9107 (HIGH SCHOOL SPANISH CLUB):							
408.00	0.00	408.00	0.00	0.00	0.00	408.00	0.00
*****TOTAL FOR FUND-SCC 200 9108 (HIGH SCHOOL LEO CLUB):							
800.00	69.88	869.88	0.00	0.00	69.88	800.00	8.03
*****TOTAL FOR FUND-SCC 200 9114 (HIGH SCHOOL STUDENT COUNCIL FUND):							
865.00	0.00	865.00	0.00	0.00	950.00	85.00-	109.83

*** NOTE!! ONLY ACTIVE ACCOUNTS HAVE BEEN SELECTED, TOTALS MAY EXCLUDE AMOUNTS THAT ARE RELATED TO INACTIVE ACCOUNTS. ***

LEXINGTON LOCAL SCHOOLS
 Appropriation Account Summary
 SORTED BY FUND-SCC

FYTD Appropriated	Prior FY Carryover Encumbrances	FYTD Expendable	FYTD Actual Expenditures	MTD Actual Expenditures	Current Encumbrances	FYTD Unencumbered Balance	FYTD Percent Exp/Enc
*****TOTAL FOR FUND-SCC 200 9115 (HIGH SCHOOL KEY CLUB):							
625.00	0.00	625.00	0.00	0.00	0.00	625.00	0.00
*****TOTAL FOR FUND-SCC 200 9116 (HIGH SCHOOL CHESS CLUB):							
0.00	0.00	0.00	0.00	0.00	0.00	0.00	0.00
*****TOTAL FOR FUND-SCC 200 9119 (HIGH SCHOOL YEARBOOK FUND):							
10,420.00	246.01	10,666.01	0.00	0.00	17,152.21	6,486.20	160.81
*****TOTAL FOR FUND-SCC 200 9120 (HIGH SCHOOL JOURNALISM FUND):							
156.00	0.00	156.00	0.00	0.00	0.00	156.00	0.00
*****TOTAL FOR FUND-SCC 200 9121 (HIGH SCHOOL NATIONAL HONOR SOCIETY):							
825.00	0.00	825.00	91.23	91.23	553.77	180.00	78.18
*****TOTAL FOR FUND-SCC 200 9160 (HIGH SCHOOL GERMAN CLUB):							
31.00	0.00	31.00	0.00	0.00	0.00	31.00	0.00
*****TOTAL FOR FUND-SCC 200 9201 (JUNIOR HIGH ART CLUB):							
0.00	0.00	0.00	0.00	0.00	0.00	0.00	0.00
*****TOTAL FOR FUND-SCC 200 9204 (JUNIOR HIGH STUDENT COUNCIL FUND):							
242.00	0.00	242.00	0.00	0.00	0.00	242.00	0.00
*****TOTAL FOR FUND-SCC 200 9205 (JUNIOR HIGH LIBRARY CLUB):							
19.00	0.00	19.00	0.00	0.00	0.00	19.00	0.00
*****TOTAL FOR FUND-SCC 200 9301 (EASTERN ELEMENTARY STUDENT ACTIVITY FUND):							
147.00	0.00	147.00	0.00	0.00	500.00	353.00	340.14

*** NOTE!! ONLY ACTIVE ACCOUNTS HAVE BEEN SELECTED, TOTALS MAY EXCLUDE AMOUNTS THAT ARE RELATED TO INACTIVE ACCOUNTS. ***

LEXINGTON LOCAL SCHOOLS
 Appropriation Account Summary
 SORTED BY FUND-SCC

FYTD Appropriated	Prior FY Carryover Encumbrances	FYTD Expendable	FYTD Actual Expenditures	MTD Actual Expenditures	Current Encumbrances	FYTD Unencumbered Balance	FYTD Percent Exp/Enc
*****TOTAL FOR FUND-SCC 200 9401 (CENTRAL ELEMENTARY STUDENT ACTIVITY FUND):							
96.00	0.00	96.00	0.00	0.00	0.00	96.00	0.00
*****TOTAL FOR FUND-SCC 200 9611 (HIGH SCHOOL INFORMED TEENS FUND):							
63.00	0.00	63.00	0.00	0.00	0.00	63.00	0.00
*****TOTAL FOR FUND-SCC 200 9612 (JUNIOR HIGH INFORMED TEENS FUND):							
75.00	0.00	75.00	0.00	0.00	0.00	75.00	0.00
*****TOTAL FOR FUND-SCC 300 9106 (HIGH SCHOOL INTRAMURALS):							
0.00	0.00	0.00	0.00	0.00	0.00	0.00	0.00
*****TOTAL FOR FUND-SCC 300 9115 (JAZZ BAND):							
479.00	0.00	479.00	0.00	0.00	0.00	479.00	0.00
*****TOTAL FOR FUND-SCC 300 9116 (CHOIR):							
694.00	0.00	694.00	0.00	0.00	0.00	694.00	0.00
*****TOTAL FOR FUND-SCC 300 9206 (JUNIOR HIGH PHYS ED DEPARTMENT FUND):							
1,079.00	0.00	1,079.00	50.98	50.98	6,026.00	4,997.98-	563.20
*****TOTAL FOR FUND-SCC 300 9210 (JR HIGH INSTRUMENTAL):							
10.00	0.00	10.00	0.00	0.00	0.00	10.00	0.00
*****TOTAL FOR FUND-SCC 300 9600 (ATHLETIC FUND):							
58,685.00	718.97	59,403.97	33,109.28	30,200.44	156,597.33	130,302.64-	319.35
*****TOTAL FOR FUND-SCC 300 9601 (ATHLETIC TOURNAMENT FUND):							
0.00	0.00	0.00	0.00	0.00	0.00	0.00	0.00

*** NOTE!! ONLY ACTIVE ACCOUNTS HAVE BEEN SELECTED, TOTALS MAY EXCLUDE AMOUNTS THAT ARE RELATED TO INACTIVE ACCOUNTS. ***

LEXINGTON LOCAL SCHOOLS
 Appropriation Account Summary
 SORTED BY FUND-SCC

FYTD Appropriated	Prior FY Carryover Encumbrances	FYTD Expendable	FYTD Actual Expenditures	MTD Actual Expenditures	Current Encumbrances	FYTD Unencumbered Balance	FYTD Percent Exp/Enc
*****TOTAL FOR FUND-SCC 300 9602 (ORCHESTRA):							
16.00	0.00	16.00	0.00	0.00	0.00	16.00	0.00
*****TOTAL FOR FUND-SCC 300 9603 (ELEMENTARY MUSIC):							
236.00	0.00	236.00	0.00	0.00	0.00	236.00	0.00
*****TOTAL FOR FUND-SCC 300 9605 (BAND):							
58.00	0.00	58.00	0.00	0.00	0.00	58.00	0.00
*****TOTAL FOR FUND-SCC 451 9013 (NETWORK CONNECTIVITY - FY 2013):							
0.00	0.00	0.00	0.00	0.00	0.00	0.00	0.00
*****TOTAL FOR FUND-SCC 499 9101 (STATE GRANT 2001 READING IMPROV.INCENT-CENTRA):							
624.00	0.00	624.00	0.00	0.00	0.00	624.00	0.00
*****TOTAL FOR FUND-SCC 506 9012 (RACE TO THE TOP GRANT FY12):							
0.00	0.00	0.00	0.00	0.00	0.00	0.00	0.00
*****TOTAL FOR FUND-SCC 506 9013 (RACE TO THE TOP GRANT FY13):							
0.00	0.00	0.00	0.00	0.00	0.00	0.00	0.00
*****TOTAL FOR FUND-SCC 506 9014 (RACE TO THE TOP GRANT FY14):							
11,892.00	0.00	11,892.00	0.00	0.00	0.00	11,892.00	0.00
*****TOTAL FOR FUND-SCC 506 9015 (RACE TO THE TOP GRANT FY15):							
0.00	0.00	0.00	7,480.80	5,761.68	24,519.20	32,000.00-	0.00
*****TOTAL FOR FUND-SCC 506 9913 (OHIO RESIDENT EDUCATOR PROGRAM):							
0.00	0.00	0.00	0.00	0.00	0.00	0.00	0.00

*** NOTE!! ONLY ACTIVE ACCOUNTS HAVE BEEN SELECTED, TOTALS MAY EXCLUDE AMOUNTS THAT ARE RELATED TO INACTIVE ACCOUNTS. ***

LEXINGTON LOCAL SCHOOLS
 Appropriation Account Summary
 SORTED BY FUND-SCC

FYTD Appropriated	Prior FY Carryover Encumbrances	FYTD Expendable	FYTD Actual Expenditures	MTD Actual Expenditures	Current Encumbrances	FYTD Unencumbered Balance	FYTD Percent Exp/Enc
*****TOTAL FOR FUND-SCC 506 9914 (OHIO RESIDENT EDUCATOR PROGRAM):							
0.00	0.00	0.00	0.00	0.00	0.00	0.00	0.00
*****TOTAL FOR FUND-SCC 516 9013 (IDEA-B SPECIAL EDUCATION FY13):							
0.00	0.00	0.00	0.00	0.00	0.00	0.00	0.00
*****TOTAL FOR FUND-SCC 516 9014 (IDEA-B SPECIAL EDUCATION FY14):							
112,560.00	0.00	112,560.00	26,087.64	19,293.77	0.00	86,472.36	23.18
*****TOTAL FOR FUND-SCC 516 9015 (IDEA-B SPECIAL EDUCATION FY15):							
0.00	0.00	0.00	3,368.95	3,368.95	159,857.93	163,226.88-	0.00
*****TOTAL FOR FUND-SCC 551 9013 (TITLE III LEP FY13):							
0.00	0.00	0.00	0.00	0.00	0.00	0.00	0.00
*****TOTAL FOR FUND-SCC 572 9013 (TITLE I TARGETED ASSISTANCE FY13):							
0.00	0.00	0.00	0.00	0.00	0.00	0.00	0.00
*****TOTAL FOR FUND-SCC 572 9014 (TITLE I FY14):							
84,220.00	0.00	84,220.00	28,611.37	14,305.73	0.00	55,608.63	33.97
*****TOTAL FOR FUND-SCC 572 9015 (TITLE I FY15):							
0.00	0.00	0.00	1,030.74	1,030.74	7,393.68	8,424.42-	0.00
*****TOTAL FOR FUND-SCC 590 9013 (TITLE II-A IMPROVING TEACHER QUALITY FY13):							
0.00	0.00	0.00	0.00	0.00	0.00	0.00	0.00
*****TOTAL FOR FUND-SCC 590 9014 (TITLE II-A IMPROVING TEACHER QUALITY FY14):							
11,082.00	0.00	11,082.00	0.00	0.00	0.00	11,082.00	0.00

*** NOTE!! ONLY ACTIVE ACCOUNTS HAVE BEEN SELECTED, TOTALS MAY EXCLUDE AMOUNTS THAT ARE RELATED TO INACTIVE ACCOUNTS. ***

Date: 09/03/14
 Time: 3:56 pm

LEXINGTON LOCAL SCHOOLS
 Appropriation Account Summary
 SORTED BY FUND-SCC

Page: 9
 (APPSUM)

FYTD Appropriated	Prior FY Carryover Encumbrances	FYTD Expendable	FYTD Actual Expenditures	MTD Actual Expenditures	Current Encumbrances	FYTD Unencumbered Balance	FYTD Percent Exp/Enc
*****TOTAL FOR FUND-SCC 590 9015 (TITLE II-A IMPROVING TEACHER QUALITY FY15):							
0.00	0.00	0.00	0.00	0.00	0.00	0.00	0.00
*****TOTAL FOR FUND-SCC 599 9013 (NATIONAL SCHOOL LUNCH EXPANSION GRANT FY13):							
0.00	0.00	0.00	0.00	0.00	0.00	0.00	0.00
*****GRAND TOTALS:							
6,945,453.00	202,340.49	7,147,793.49	4,348,287.71	2,263,557.75	3,179,675.12	380,169.34	105.32

*** NOTE!! ONLY ACTIVE ACCOUNTS HAVE BEEN SELECTED, TOTALS MAY EXCLUDE AMOUNTS THAT ARE RELATED TO INACTIVE ACCOUNTS. ***