


# LEXINGTON LOCAL SCHOOLS



---

FINANCIAL REPORT  
FOR THE PERIOD ENDING  
AUGUST 31, 2013

---

PREPARED BY  
CHRISTINA BENNETT, TREASURER

DATE: 09/05/2013  
TIME: 08:39

LEXINGTON LOCAL SCHOOLS  
CASH RECONCILIATION AS OF 08/31/2013

PAGE: 1  
(USAEMSED)

	SUB-TOTALS	TOTALS
	-----	-----
Gross Depository Balances:		
RICHLAND BANK SWEEP ACCT 0581	\$ 6,138,020.98	
RICHLAND BANK GENERAL ACCT 0580	6,660.28	
RICHLAND BANK ANTHEM SWEEP 4340	1,151,084.49	
RICHLAND BANK EE BENEFITS 3180	0.00	
RICHLAND BANK PAYROLL ACCT 9780	0.00	
RICHLAND BANK TOURNAMENT ACC8280	170.00	
RICHLAND BANK ATHLETIC ACCT 3280	4,702.35	
	-----	
Total Depository Balances (Gross)		\$ 7,300,638.10
Adjustments to Bank Balance:		
Cash in Transit to Bank	\$ 4,207.00	
Outstanding Checks	61,505.91-	
Adjustments	448.36-	
MUNICIPAL DEDUCTIONS		
	-----	
Total Adjustments to Bank Balance		57,747.27-
Investments:		
Treasury Bonds and Notes	\$ 0.00	
Certificate of Deposits	0.00	
Other Securities	0.00	
Other Investments:		
	-----	
Total Investments		0.00
Cash on Hand:		
Petty Cash:		
TREASURER'S OFFICE	\$ 100.00	
Change Cash:		
ATHLETIC CHANGE	\$ 1,700.00	
CAFETERIA CHANGE	570.00	
HIGH SCHOOL	50.00	
JUNIOR HIGH SCHOOL	150.00	
EASTERN ELEMENTARY	150.00	
CENTRAL & WESTERN ELEM	300.00	
Cash with Fiscal Agent	0.00	
	-----	
Total Cash on Hand		3,020.00
		-----
Total Balances		\$ 7,245,910.83
		=====
Total Fund Balance		\$ 7,245,910.83
		=====
Depository Clearance Accounts:		
RICHLAND BANK BOND/COUPON	\$ 0.00	
	-----	
Total Clearance Account Balances		\$ 0.00

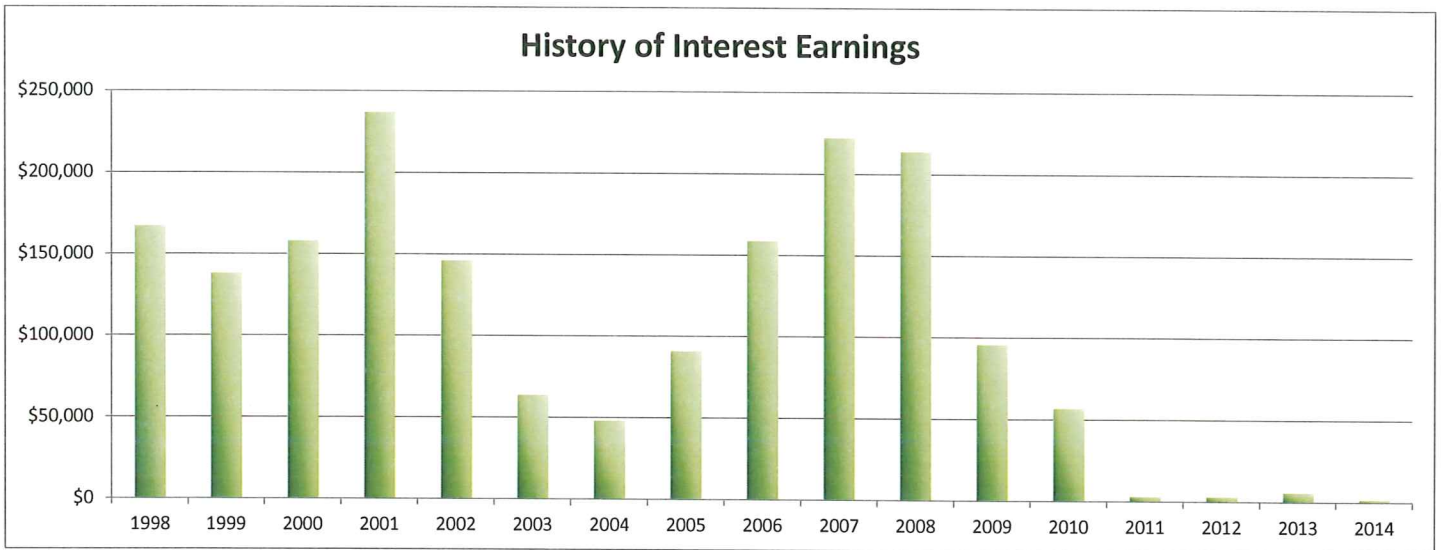
*J. Bennett*

**LEXINGTON LOCAL SCHOOLS**  
**INVESTMENT REPORT FOR THE MONTH ENDING**  
**August 31, 2013**

<b>INTEREST EARNED:</b>	<b>THIS MONTH</b>	<b>FISCAL YEAR TO DATE</b>
Richland Bank, General Sweep	\$719.25	\$1,282.12
Richland Bank, Anthem Sweep	\$129.89	\$264.98
Star Ohio	\$0.00	\$0.00
Certificates of Deposit	\$0.00	\$0.00
Bonds and other types of investments	\$0.00	\$0.00
<b>TOTAL INTEREST RECEIVED</b>	<b>\$849.14</b>	<b>\$1,547.10</b>

<b>History of Interest Earnings</b>	<b>Fiscal Year</b>	<b>Interest Earnings</b>
	1998	\$ 167,057.52
	1999	\$ 138,113.69
	2000	\$ 157,991.72
	2001	\$ 236,839.79
	2002	\$ 146,052.34
	2003	\$ 63,712.36
	2004	\$ 47,970.95
	2005	\$ 90,719.94
	2006	\$ 158,724.51
	2007	\$ 221,998.86
	2008	\$ 213,660.34
	2009	\$ 95,639.63
	2010	\$ 56,860.22
	2011	\$ 3,001.78
	2012	\$ 3,090.00
	2013	\$ 5,758.97
<b>FISCAL Year To Date</b>	<b>2014</b>	<b>\$1,547.10</b>

<b>Total Interest Earnings 1998 to Present</b>	<b>\$ 1,808,739.72</b>
--	------------------------



FINANCIAL SUMMARY REPORT  
Processing Month: August 2013  
LEXINGTON LOCAL SCHOOLS

Fnd	Sec	Description	Beginning Balance	MTD Revenues	FYTD Revenues	MTD Expenditures	FYTD Expenditures	Current Available Balance
001	0000	GENERAL FUND	2,188,515.09	2,750,880.71	6,495,713.13	1,622,996.55	3,020,913.50	5,663,314.72
001	9412	GENERAL BUDGET RESERVE SE	87,928.97	.00	.00	.00	.00	87,928.97
001	9800	FINGERPRINT PAYMENT CLEAR	1,607.74	.00	1,607.74	.00	.00	.00
002	0000	BOND RETIREMENT FUND	1,925.89	.00	.00	.00	.00	1,925.89
003	0000	PERMANENT IMPROVEMENT FUN	160,415.10	68,480.25	257,480.25	38,230.79	199,439.38	218,455.97
006	0000	FOOD SERVICE FUND	958.68	33,577.34	33,682.34	53,467.77	104,399.67	69,758.65
007	9800	TERRY McCAMMON SCHOLARSHI	11,234.83	1.09	2.14	.00	.00	11,236.97
007	9801	MINUTEMAN ALUMNI SCHOLARS	1,884.99	.18	.36	.00	.00	1,885.35
018	9100	HIGH SCHOOL PRINCIPAL'S F	1,389.05	14.00	721.82	.00	50.00	2,060.87
018	9200	JUNIOR HIGH PRINCIPAL'S F	1,018.25	5,209.75	5,209.75	.00	.00	6,228.00
018	9300	EASTERN PRINCIPAL'S FUND	7,746.72	.00	.00	123.88	123.88	7,622.84
018	9301	EASTERN ELEMENTARY BOOKFA	4,036.72	.00	.00	.00	.00	4,036.72
018	9400	CENTRAL PRINCIPAL'S FUND	5,539.87	605.00	1,468.60	37.00	74.00	6,934.47
018	9401	CENTRAL ELEMENTARY BOOKFA	1,116.71	.00	.00	.00	.00	1,116.71
018	9500	WESTERN PRINCIPAL'S FUND	5,472.35	1,269.00	1,269.00	38.00	116.00	6,625.35
018	9501	WESTERN ELEMENTARY BOOKFA	2,237.46	23.99	23.99	.00	.00	2,261.45
018	9502	HIGH SCHOOL ACADEMIC BOOS	146.57	.00	.00	.00	.00	146.57
018	9901	JUNIOR HIGH TEACHER ADVIS	109.25	.00	.00	.00	.00	109.25
019	9001	ACADEMIC BOOSTERS GRANTS	2,695.25	.00	.00	.00	360.00	2,335.25
019	9121	CENTRAL ELEMENTARY PTO GR	3,278.46	16.59	25.89	.00	.00	3,304.35
019	9122	EASTERN ELEMENTARY PTO GR	3,335.51	16.58	25.88	.00	.00	3,361.39
019	9123	WESTERN ELEMENTARY PTO GR	4,318.65	16.59	25.90	.00	.00	4,344.55
019	9200	RICHLAND COUNTY FOUNDATIO	4,932.00	.00	.00	.00	.00	4,932.00
019	9616	WALMART TEACHER OF THE YE	88.60	.00	.00	.00	.00	88.60
024	0000	EMPLOYEE BENEFITS FUND FD	1,087,421.83	294,654.08	586,319.92	240,677.68	522,657.26	1,151,084.49
200	9101	HIGH SCHOOL ART CLUB	93.76	.00	.00	.00	.00	93.76
200	9102	HIGH SCHOOL DRAMA CLUB	14,606.49	.00	.00	.00	.00	14,606.49
200	9103	HIGH SCHOOL MATH CLUB	42.70	.00	.00	.00	.00	42.70
200	9104	HIGH SCHOOL LEADERSHIP CO	846.14	.00	.00	.00	.00	846.14
200	9105	HIGH SCHOOL FRENCH CLUB	59.85	.00	.00	.00	.00	59.85
200	9107	HIGH SCHOOL SPANISH CLUB	408.95	.00	.00	.00	.00	408.95
200	9108	HIGH SCHOOL LEO CLUB	2,040.48	.00	.00	.00	.00	2,040.48
200	9114	HIGH SCHOOL STUDENT COUNC	1,939.57	.00	.00	.00	.00	1,939.57
200	9115	HIGH SCHOOL KEY CLUB	702.36	.00	.00	.00	.00	702.36
200	9119	HIGH SCHOOL YEARBOOK FUND	44,319.58	2,485.00	2,610.00	.00	.00	46,929.58
200	9120	HIGH SCHOOL JOURNALISM FU	622.59	.00	.00	.00	.00	622.59
200	9121	HIGH SCHOOL NATIONAL HONO	1,075.74	.00	.00	.00	.00	1,075.74
200	9160	HIGH SCHOOL GERMAN CLUB	123.22	.00	.00	.00	.00	123.22
200	9201	JUNIOR HIGH ART CLUB	3.13	.00	.00	.00	.00	3.13
200	9204	JUNIOR HIGH STUDENT COUNC	742.87	.00	.00	.00	.00	742.87
200	9205	JUNIOR HIGH LIBRARY CLUB	77.65	.00	.00	.00	.00	77.65
200	9301	EASTERN ELEMENTARY STUDEN	218.36	.00	.00	.00	.00	218.36
200	9401	CENTRAL ELEMENTARY STUDEN	382.69	.00	.00	.00	.00	382.69
200	9611	HIGH SCHOOL INFORMED TEEN	360.63	.00	.00	.00	.00	360.63
200	9612	JUNIOR HIGH INFORMED TEEN	316.80	.00	.00	.00	.00	316.80
300	9115	JAZZ BAND	1,143.32	.00	.00	.00	.00	1,143.32

FINANCIAL SUMMARY REPORT  
Processing Month: August 2013  
LEXINGTON LOCAL SCHOOLS

Fnd	Sec	Description	Beginning Balance	MTD Revenues	FYTD Revenues	MTD Expenditures	FYTD Expenditures	Current Available Balance
300	9116	CHOIR	4,287.48	164.23	164.23	.00	225.00	4,226.71
300	9206	JUNIOR HIGH PHYS ED DEPAR	773.49	.00	.00	.00	.00	773.49
300	9210	JR HIGH INSTRUMENTAL	41.03	.00	.00	.00	.00	41.03
300	9600	ATHLETIC FUND	19,913.63	36,288.56	41,223.16	17,345.95	22,642.05	38,494.74
300	9601	ATHLETIC TOURNAMENT FUND	1,545.53	.00	.00	1,405.93	1,545.53	.00
300	9602	ORCHESTRA	63.22	.00	.00	.00	.00	63.22
300	9603	ELEMENTARY MUSIC	945.67	.00	.00	.00	.00	945.67
300	9605	BAND	232.95	.00	.00	.00	.00	232.95
499	9101	STATE GRANT 2001 READING	2,497.14	.00	.00	.00	.00	2,497.14
506	9013	RACE TO THE TOP GRANT FY1	6,077.89	.00	.00	.00	.00	6,077.89
506	9014	RACE TO THE TOP GRANT FY1	.00	.00	.00	1,208.53	1,409.53	1,409.53-
516	9013	IDEA-B SPECIAL EDUCATION	.62	7,446.90	14,237.68	6,735.06	13,470.21	768.09
572	9013	TITLE I TARGETED ASSISTAN	8,107.74	15,441.24	21,599.50	14,189.43	28,378.77	1,328.47
572	9014	TITLE I FY14	.00	.00	.00	2,500.00	2,500.00	2,500.00-
590	9013	TITLE II-A IMPROVING TEAC	52.56	.00	.00	.00	52.56	.00
599	9013	NATIONAL SCHOOL LUNCH EXP	6,948.00	.00	7,000.00	6,948.00	13,896.00	52.00
Grand Total All Funds			3,710,968.37	3,216,591.08	7467,195.80	2,005,904.57	3932,253.34	7245,910.83
Total Invested Funds			.00					

DATE: 09/04/2013

OHIO DEPARTMENT OF EDUCATION - OFFICE OF SCHOOL MANAGEMENT ASSISTANCE  
ANNUAL SPENDING PLAN (CURRENT OPERATION - GENERAL FUND ONLY - O.R.C. 5705.391)

PAGE: 1

SCHOOL DISTRICT: LEXINGTON LOCAL SCHOOLS

IRN # 049437

COUNTY: RICHLAND

FISCAL YEAR: 2014 MONTH: 08

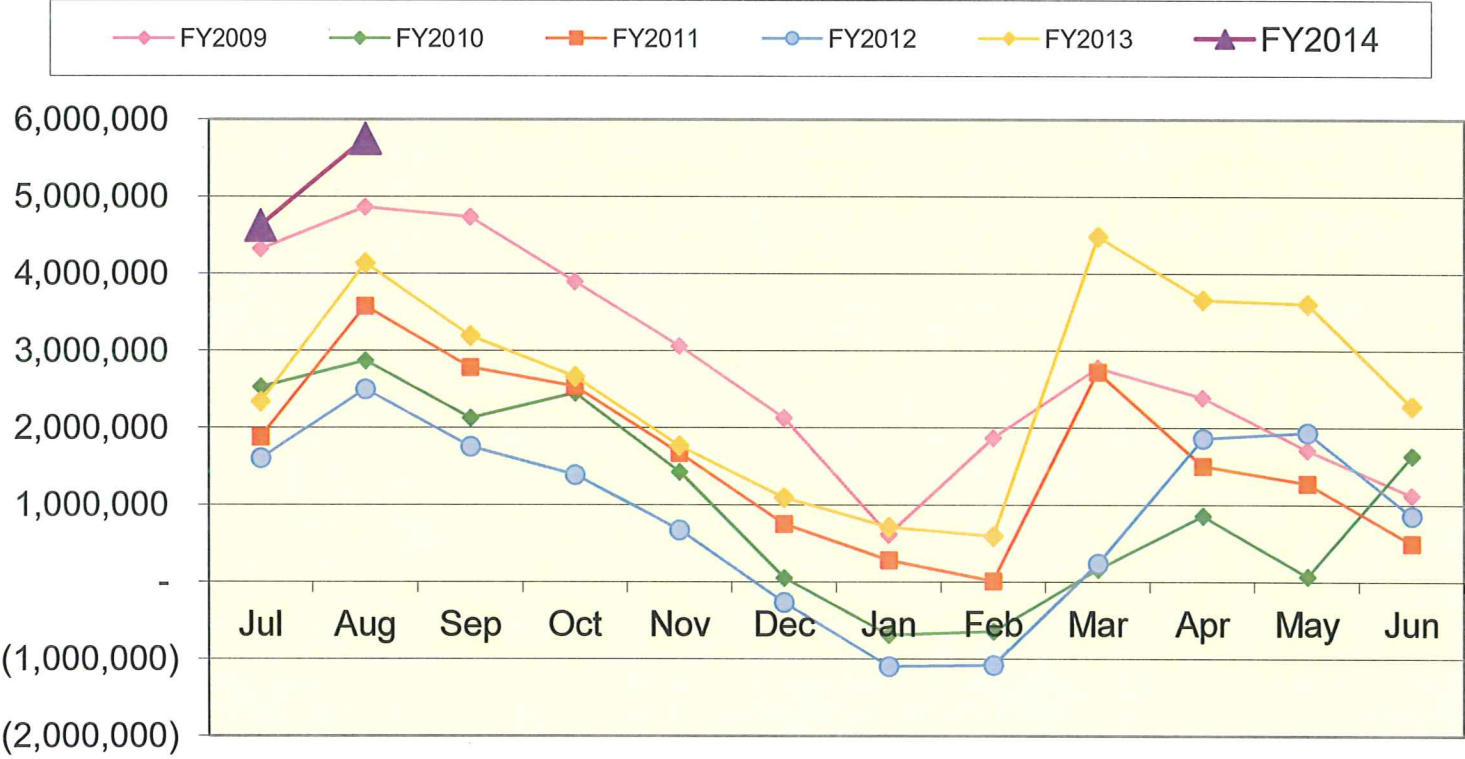
	MONTHLY ESTIMATE	MONTHLY ACTUAL	MONTHLY DIFFERENCE	FISCAL YTD ESTIMATE	FISCAL YTD ACTUAL	FISCAL YTD DIFFERENCE
<b>REVENUES</b>						
01.010 General Property (Real Estate)	1,800,000	1,733,464	66,536-	4,750,000	4,694,464	55,536-
01.020 Tangible Personal Property Tax	157,000	163,187	6,187	157,000	163,187	6,187
01.030 Income Tax	0	0	0	0	0	0
01.035 Unrestricted Grants-in-Aid	730,000	783,650	53,650	1,460,000	1,497,782	37,782
01.040 Restricted Grants-in-Aid	413	392	21-	813	784	29-
01.045 Restricted Grants-in-Aid - SFSF	0	0	0	0	0	0
01.050 Property Tax Allocation	0	0	0	0	0	0
01.060 All Other Operating Revenue	75,000	64,930	10,070-	98,000	81,392	16,608-
01.070 Total Revenue	2,762,413	2,745,623	16,790-	6,465,813	6,437,609	28,204-
<b>OTHER FINANCING SOURCES</b>						
02.010 Proceeds from Sale of Notes	0	0	0	0	0	0
02.020 State Emergency Loans & Advancements (Approved)	0	0	0	0	0	0
02.040 Operating Transfers-In	0	0	0	0	0	0
02.050 Advances-In	6,948	6,948	0	6,948	6,948	0
02.060 All Other Financing Sources	45,000	1,691-	46,691-	49,000	49,547	547
02.070 Total Other Financing Sources	51,948	5,257	46,691-	55,948	56,495	547
02.080 Total Revenues and Other Financing Sources	2,814,361	2,750,880	63,481-	6,521,761	6,494,104	27,657-
<b>EXPENDITURES</b>						
03.010 Personal Services	910,000	869,562	40,438-	1,810,000	1,741,793	68,207-
03.020 Employees' Retirement/Insurance Benefits	480,000	390,934	89,066-	880,000	776,599	103,401-
03.030 Purchased Services	280,000	166,134	113,866-	410,000	291,215	118,785-
03.040 Supplies and Materials	143,000	98,831	44,169-	153,000	113,671	39,329-
03.050 Capital Outlay	2,500	0	2,500-	3,500	0	3,500-
03.060 Intergovernmental	0	0	0	0	0	0
04.010 Debt Services: All Principal (Historical)	0	0	0	0	0	0
04.020 Debt Services: Principal - Notes	0	0	0	0	0	0
04.030 Debt Services: Principal - State Loans	0	0	0	0	0	0
04.040 Debt Services: Principal - State Advancements	0	0	0	0	0	0
04.050 Debt Services: Principal - HB 264 Loans	0	0	0	0	0	0
04.055 Debt Services: Principal - Other	0	0	0	0	0	0
04.060 Debt Services: Interest and Fiscal Charges	0	0	0	0	0	0
04.300 Other Objects	90,000	97,537	7,537	90,500	97,637	7,137
04.500 Total Expenditures	1,905,500	1,622,998	282,502-	3,347,000	3,020,915	326,085-
<b>OTHER FINANCING USES</b>						
05.010 Operating Transfers - Out	0	0	0	0	0	0
05.020 Advances - Out	0	0	0	0	0	0
05.030 All Other Financing Uses	0	0	0	0	0	0
05.040 Total Other Financing Uses	0	0	0	0	0	0
05.050 Total Expenditure and Other Financing Uses	1,905,500	1,622,998	282,502-	3,347,000	3,020,915	326,085-
06.010 Excess Rev & Oth Financing Sources over (under) Exp &	908,861	1,127,882	219,021	3,174,761	3,473,189	298,428
07.010 Beginning Cash Balance	4,543,952	4,623,359	79,407	2,278,052	2,278,052	0
07.020 Ending Cash Balance	5,452,813	5,751,241	298,428	5,452,813	5,751,241	298,428
08.010 Outstanding Encumbrances	1,750,000	1,963,802	213,802	1,750,000	1,963,802	213,802



**LEXINGTON LOCAL SCHOOL DISTRICT  
GENERAL FUND ONLY 2013-14  
SUMMARY OF RECEIPTS AND EXPENDITURES - FIVE YEAR FORECAST FORMAT**

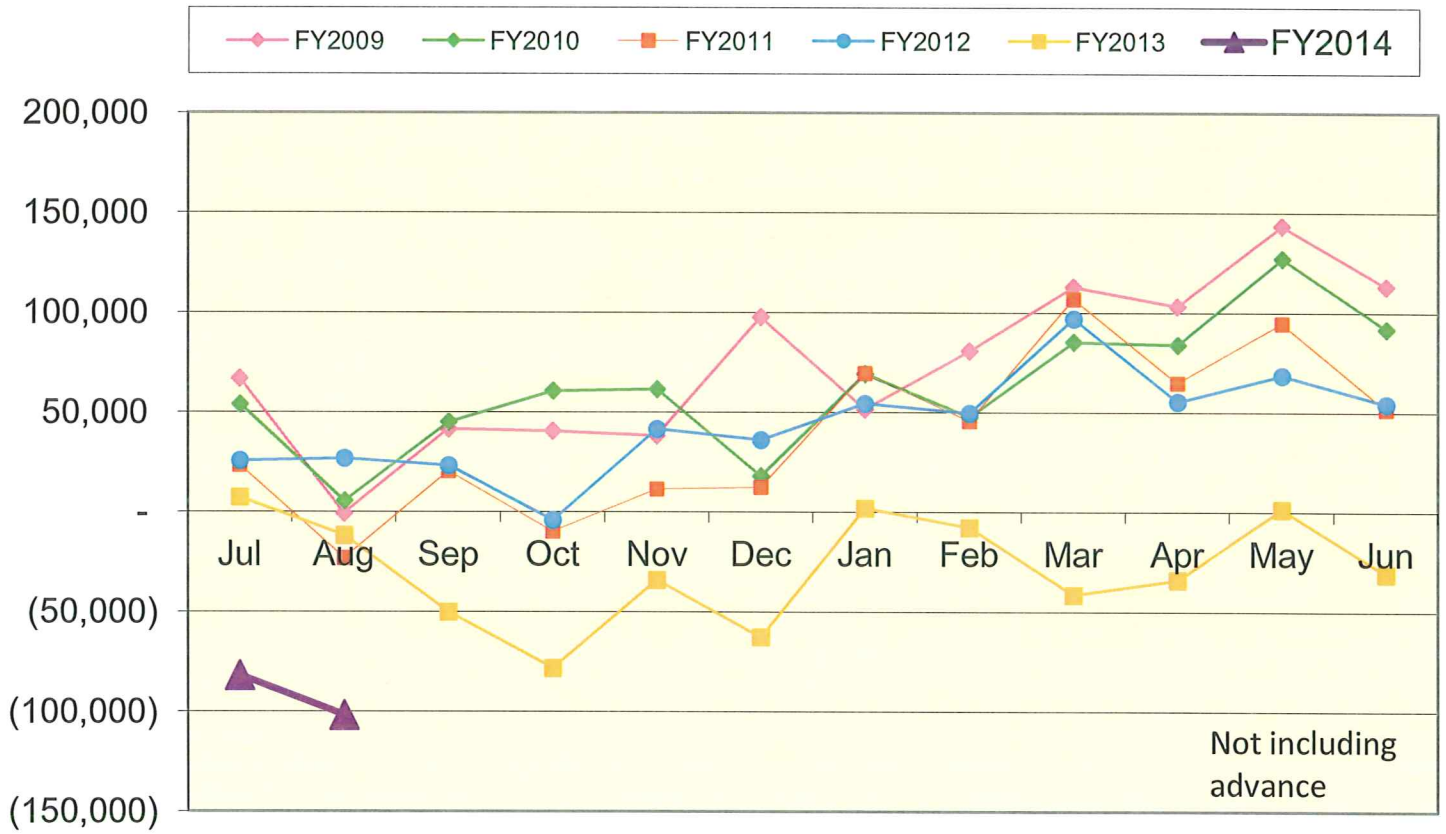
LINE 7.010	BEGINNING CASH BALANCE		\$ 2,278,052		
	8/31/2013	FISCAL	FISCAL	VARIANCE	PERCENT
		YEAR TO DATE	YEAR TO DATE	Estimate vs.	of
		Estimate	Actual	Actual	VARIANCE
<b>REVENUES</b>					
LINE 1.010	Real Estate Tax	\$ 4,750,000	\$ 4,694,464	(\$55,536)	-1.17%
LINE 1.020	Personal Property Tax	\$ 157,000	\$ 163,187	\$6,187	3.94%
LINE 1.030	Income Tax	\$ -	\$ -	\$0	
LINE 1.035	State Funding	\$ 1,460,000	\$ 1,497,782	\$37,782	2.59%
LINE 1.040	Career Tech Funding	\$ 813	\$ 784	(\$29)	-3.57%
LINE 1.050	Property Tax Allocation	\$ -	\$ -	\$0	
LINE 1.060	Other Operating Revenue	\$ 98,000	\$ 81,392	(\$16,608)	-16.95%
LINE 1.070	TOTAL REVENUE	\$ 6,465,813	\$ 6,437,609	(\$28,204)	-0.44%
			\$ -		
LINE 2.01	Proceeds from Notes	\$ -	\$ -	\$0	
LINE 2.04	Transfers In	\$ -	\$ -	\$0	
LINE 2.050	Advances In	\$ 6,948	\$ 6,948	\$0	
LINE 2.060	Other Financing Sources	\$ 49,000	\$ 49,547	\$547	1.12%
LINE 2.070	TOTAL OTHER SOURCES	\$ 55,948	\$ 56,495	\$547	0.98%
LINE 2.080	TOTAL REVENUES & Sources	\$ 6,521,761	\$ 6,494,104	(\$27,657)	-0.42%
<b>EXPENSES</b>					
LINE 3.010	Salaries	\$ 1,810,000	\$ 1,741,793	\$68,207	3.77%
LINE 3.020	Retirement and Benefits	\$ 880,000	\$ 776,599	\$103,401	11.75%
LINE 3.030	Purchased Services	\$ 410,000	\$ 291,215	\$118,785	28.97%
LINE 3.040	Supplies and Materials	\$ 153,000	\$ 113,671	\$39,329	25.71%
LINE 3.050	Capital Outlay and Equipment	\$ 3,500	\$ -	\$3,500	100.00%
LINE 3.06	INTERGOVERNMENTAL	\$ -	\$ -	\$0	
LINE 4.020	DEBT SERVICE - Notes	\$ -	\$ -	\$0	
LINE 4.060	DEBT SERVICE - Interest charges	\$ -	\$ -	\$0	
LINE 4.300	Other Objects	\$ 90,500	\$ 97,637	(\$7,137)	-7.89%
LINE 4.500	TOTAL EXPENDITURES	\$ 3,347,000	\$ 3,020,915	\$326,085	9.74%
			\$ -		
LINE 5.00	TRANSFERS OUT	\$ -	\$ -		
LINE 5.02	ADVANCES OUT	\$ -	\$ -		
LINE 5.03	ALL OTHER USES	\$ -	\$ -		
LINE 5.040	TOTAL OTHER USES	\$ -	\$ -		
LINE 5.050	TOTAL EXPENDITURES & USES	\$ 3,347,000	\$ 3,020,915	\$326,085	9.74%
		Estimate	Actual	Variance	
LINE 6.010	REVENUES OVER EXPENSES	\$ 3,174,761	\$ 3,473,189	\$298,428	
LINE 7.020	ENDING CASH BALANCE	\$ 5,452,813	\$ 5,751,241	\$298,428	
	Less Reserves	\$ (87,929)	\$ (87,929)	\$ -	
	Less Outstanding Encumbrances	\$ (1,750,000)	\$ (1,963,802)	\$ (213,802)	
LINE 15.010	Unreserved Fund Balance	\$ 3,614,884	\$ 3,699,510	\$84,626	2.34%
		Estimate	Actual	Benchmark Yr. End	
	Salaries/Benefits as % of Revenue	41.6%	39.1%	80.1% or below	
	True Days Cash - Calendar Days on which can operate	101	118	45 or above	

### Lexington Local Schools General Fund Cash Balance

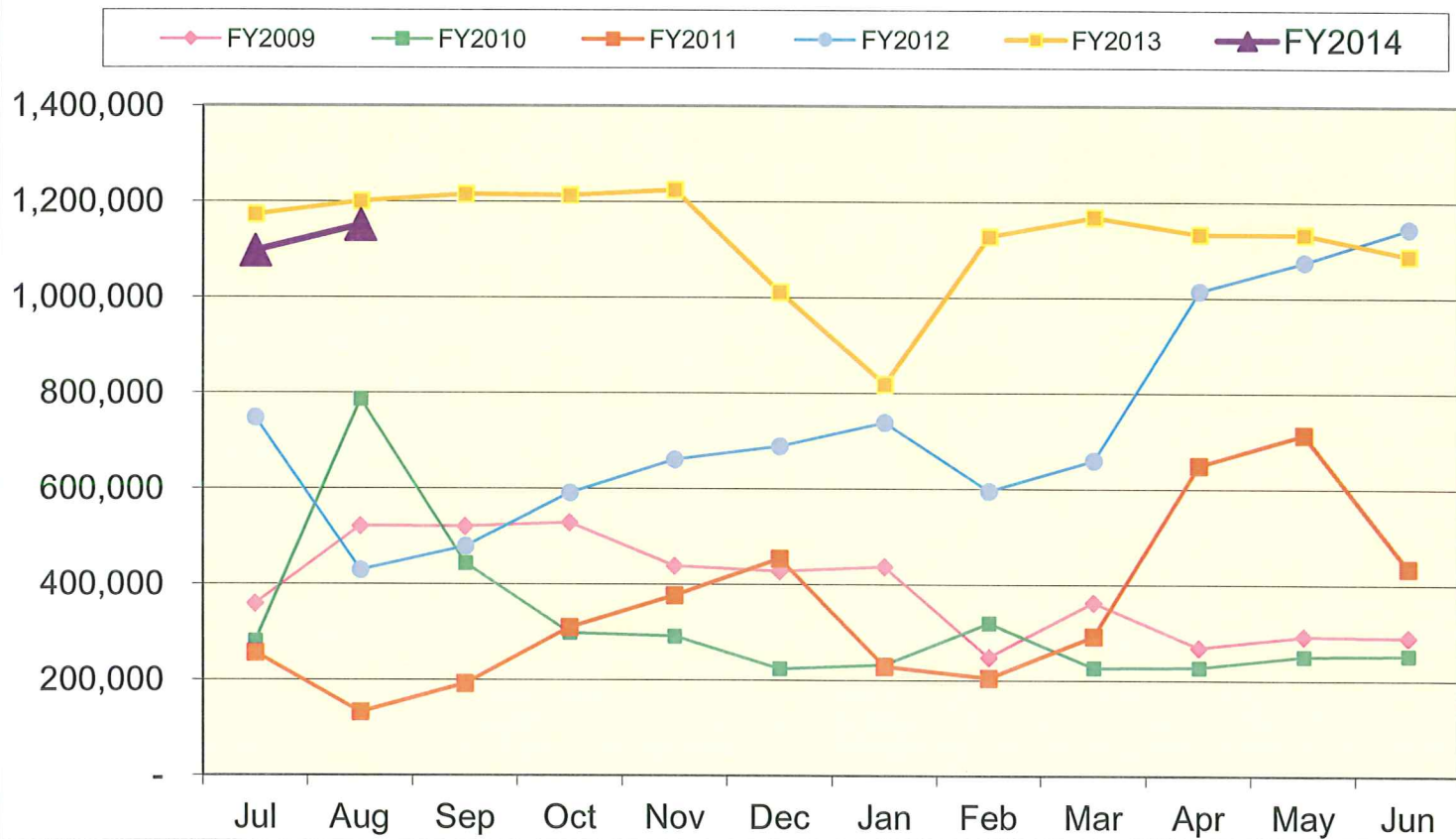




## Lexington Local Schools Food Service Fund Cash Balance



## Lexington Local Schools Employee Benefits Fund Cash Balance



## Lexington Local Schools

### Permanent Improvement Fund 8/31/2013

	Budgeted Amount	Actual Fiscal Year Expended	Current Encumbrances	Available Budget
<b>Instruction and Administration</b>				
Playground equipment	\$ 2,340.00	\$ -	\$ 2,340.00	\$0.00
Textbooks and instructional equipment	\$ 28,645.88	\$ 16,585.59	\$ 61,313.05	(\$49,252.76)
Wall mats for Western	\$ 2,296.00	\$ -	\$ 2,296.00	\$0.00
Furniture for Western	\$ 3,100.00	\$ -	\$ 3,100.00	\$0.00
Furniture/equip Curric/SpEd Directors	\$ 15,200.00	\$ 15,185.50	\$ 1,369.48	(\$1,354.98)
Carpet for Eastern	\$ 4,393.00	\$ -	\$ 4,393.00	\$0.00
New shredder	\$ 2,419.00	\$ -	\$ 2,199.00	\$220.00
<b>Maintenance</b>				
Riding Line maker	\$ 11,995.00	\$ 11,995.00	\$ -	\$0.00
Mower lease	\$ 19,416.00	\$ 9,708.04	\$ 9,708.04	(\$0.08)
HS restroom upgrades	\$ 10,800.00	\$ -	\$ 10,800.00	\$0.00
	\$ -	\$ -	\$ -	\$0.00
<b>Transportation</b>				
New bus and security camera	\$ 90,376.00	\$ -	\$ 90,376.00	\$0.00
Equipment at Bus Garage	\$ 700.00	\$ -	\$ 700.00	\$0.00
<b>Technology</b>				
Notebooks and carts	\$ 101,000.00	\$ 100,444.80	\$ -	\$555.20
Computers, servers, tech equip., etc.	\$ 185,311.00	\$ 31,468.00	\$ 45,343.66	\$108,499.34
Sunguard	\$ 25,000.00	\$ -	\$ 20,995.00	\$4,005.00
HS Auditorium projector system	\$ 11,000.00	\$ 2,512.00	\$ -	\$8,488.00
<b>Food Service</b>				
Steamer system filter	\$ 4,835.00	\$ -	\$ 4,835.73	(\$0.73)
<b>Athletics and Student Activities</b>				
2 Wrestling Mats	\$ 21,558.00	\$ -	\$ 21,558.00	\$0.00
Athletic equipment, etc.	\$ 27,505.00	\$ 6,593.00	\$ 18,743.86	\$2,168.14
Athletic office furniture, carpet	\$ 6,755.00	\$ -	\$ 6,755.00	\$0.00
<b>Fees</b>				
Tax Collection Fees	\$ 12,000.00	\$ 4,947.45	\$ -	\$7,052.55
<b>Totals</b>				
	Budgeted Amount	Actual Fiscal Year Expended	Current Encumbrances	Available Budget
<b>Totals</b>	\$ 586,644.88	\$ 199,439.38	\$ 306,825.82	\$ 80,379.68
Return of Advance to General Fund	\$ 50,000.00	\$ -		
<b>Total Budgeted Plus Return to Gen. Fund</b>	<b>\$ 636,644.88</b>			
Actual Cash Balance 7/1/13	\$ 160,415.10			
Revenues FY14 - Taxes from levy	\$ 257,480.25			
Expenditures FY14	\$ (199,439.38)			
Current Cash Balance	\$218,455.97			
Current Encumbrances	\$ (306,825.82)			
<b>Available Balance</b>	<b>(\$88,369.85)</b>			

Check#	Check Date	Org Sta	Vendor Paid	Check Amount	Status Date
068088	08/05/2013	W/R	AQUA SCIENCE INC.	2,494.68	08/08/2013
068089	08/05/2013	W/R	CenturyLink	1,411.69	08/13/2013
068090	08/05/2013	W/R	ROBERTS, DAVID	33.57	08/09/2013
068091	08/05/2013	W/R	ESC OF CENTRAL OHIO	495.00	08/08/2013
068092	08/05/2013	W/R	ITsavvy	1,448.00	08/09/2013
068093	08/05/2013	W/R	SECRIST, JEREMY	570.00	08/07/2013
068094	08/05/2013	W/R	LEHMAN, JIM	174.30	08/08/2013
068095	08/05/2013	W/R	HARRIS, JOHN F	27.00	08/12/2013
068096	08/05/2013	W/R	OLIVERI, MARK	140.54	08/12/2013
068097	08/05/2013	W/R	HALLABRIN, MARYANN	416.00	08/07/2013
068098	08/05/2013	W/R	HASSMANN, MELISSA	430.00	08/12/2013
068099	08/05/2013	W/R	MID-OHIO ED. SERVICE CENTER	1,075.00	08/06/2013
068100	08/05/2013	W/R	OHIO ASSOCIATION OF	25.00	08/26/2013
068101	08/05/2013	W/R	PIONEER MANUFACTURING	3,037.62	08/07/2013
068102	08/05/2013	W/R	GRAHAM, RONALD	190.00	08/12/2013
068103	08/05/2013	W/R	SPORT-N-SHOES	2,100.00	08/07/2013
068104	08/05/2013	W/R	STANDARD PLUMBING & HEATING CO	206.00	08/07/2013
068105	08/05/2013	W/R	OHIO BUREAU OF CRIMINAL IDENT.	332.00	08/08/2013
068106	08/05/2013	W/R	VERIZON WIRELESS	395.40	08/12/2013
068107	08/05/2013	W/R	AMERICAN ELECTRIC POWER	14,588.67	08/08/2013
068108	08/05/2013	W/R	CARDINAL BUS SALES & SERVICE	28.40	08/09/2013
068109	08/05/2013	W/R	ESBER CASH REGISTER	2,277.00	08/13/2013
068110	08/05/2013	W/R	G & L SUPPLY CO.	666.58	08/08/2013
068111	08/05/2013	W/R	GERMAN'S BUS SALES & SERVICE	207.04	08/14/2013
068112	08/05/2013	W/R	KELL ACE HARDWARE	14.05	08/13/2013
068113	08/05/2013	W/R	LESCH BATTERY & POWER	479.94	08/09/2013
068114	08/05/2013	W/R	MADISON FAMILY PRACTICE	360.00	08/08/2013
068115	08/05/2013	W/R	MID-OHIO AUTO REPAIR	452.38	08/12/2013
068116	08/05/2013	W/R	OHIO ASSOCIATION OF	20.00	08/22/2013
068117	08/05/2013	W/R	STATE TEACHERS RETIREMENT	3,836.70	08/12/2013
068118	08/05/2013	W/R	THERESA-ANN'S BRIDAL & FINE	50.00	08/09/2013
068119	08/05/2013	W/R	WOLFF BROS. SUPPLY, INC.	12.10	08/09/2013
068120	08/08/2013	W/R	CHARLES RITTER CO.	206.07	08/12/2013
068121	08/08/2013	W/R	COLES ENERGY, INC.	816.53	08/13/2013
068122	08/08/2013	W/R	CUBICLES.COM	7,592.75	08/14/2013
068123	08/08/2013	W/R	GRAINGER	209.62	08/13/2013
068124	08/08/2013	W/R	HD SUPPLY FACILITIES	55.08	08/14/2013
068125	08/08/2013	W/W	JUNIOR LIBRARY GUILD	369.00	
068126	08/08/2013	W/R	KELL ACE HARDWARE	39.49	08/13/2013
068127	08/08/2013	W/R	LEXINGTON BOARD OF EDUCATION	110.01	08/08/2013
068128	08/08/2013	W/R	LOWE'S HOME CENTER	1,130.64	08/15/2013
068129	08/08/2013	W/R	MANSFIELD AUTO PARTS	1,074.73	08/13/2013
068130	08/08/2013	W/R	MANSFIELD STRUCTURAL &	97.92	08/15/2013
068131	08/08/2013	W/R	MEDCENTRAL PEDIATRIC THERAPY	40.00	08/14/2013
068132	08/08/2013	W/R	MOHICAN ADVENTURES	1,316.00	08/12/2013
068133	08/08/2013	W/R	OHIO DREAMS, INC.	1,890.00	08/19/2013
068134	08/08/2013	W/R	PEPPLE & WAGGONER, LTD.	220.00	08/14/2013
068135	08/08/2013	W/R	PLUMBMASTER, INC.	487.39	08/13/2013
068136	08/08/2013	W/R	POST MASTER	526.00	08/13/2013
068137	08/08/2013	W/R	QUENCH	38.00	08/14/2013
068138	08/08/2013	W/R	RC THERAPY SERVICES, INC.	2,551.25	08/14/2013
068139	08/08/2013	W/W	SCHEDULE*STAR	300.00	

Check#	Check Date	Org Sta	Vendor Paid	Check Amount	Status Date
068140	08/08/2013	W/R	SCHMIDT SECURITY	4,545.64	08/13/2013
068141	08/08/2013	W/R	SIESEL DISTRIBUTING, LLC	82.95	08/15/2013
068142	08/08/2013	W/R	SMETZ'S TIRE SERVICE CENTER	5,661.37	08/13/2013
068143	08/08/2013	W/R	TRUCK SALES & SERVICE, INC.	1,418.58	08/13/2013
068144	08/12/2013	W/R	SIRINGER, BRITTANY	495.00	08/21/2013
068145	08/12/2013	W/R	COLES ENERGY, INC.	1,063.96	08/16/2013
068146	08/12/2013	W/R	FURBAY/MANSFIELD ELECTRIC	612.60	08/15/2013
068147	08/12/2013	W/R	J & B ACCOUSTICAL	395.11	08/14/2013
068148	08/12/2013	W/R	YOUNG, KEVIN	570.00	08/14/2013
068149	08/12/2013	W/R	LAKESHORE LEARNING MATERIALS	41.25	08/20/2013
068150	08/12/2013	W/R	LOFT VIOLIN SHOP	497.50	08/19/2013
068151	08/12/2013	W/R	LOW TEMP REFRIGERATION INC.	273.50	08/19/2013
068152	08/12/2013	W/R	ACORN DISTRIBUTORS, INC.	120.98	08/19/2013
068153	08/12/2013	W/R	PEARSON EDUCATION	14,400.15	08/19/2013
068154	08/12/2013	W/R	UNITED ART & EDUCATION	79.88	08/16/2013
068155	08/12/2013	W/R	VILLAGE OF LEXINGTON	4,216.69	08/21/2013
068157	08/14/2013	B/B	RICHARDSON, VIRGINIA	12.60	
068158	08/14/2013	B/R	GERRELL, MINDY	90.00	08/26/2013
068159	08/15/2013	W/R	BRICKER & ECKLER LLP	6,600.00	08/20/2013
068160	08/15/2013	W/R	CHARLES RITTER CO.	1,428.98	08/19/2013
068161	08/15/2013	W/R	COLUMBUS CLAY CO	445.00	08/20/2013
068162	08/15/2013	W/R	CURRICULUM ASSOCIATES, INC.	231.50	08/20/2013
068163	08/15/2013	W/W	FITNESS FINDERS, INC.	69.95	
068164	08/15/2013	W/R	G & L SUPPLY CO.	498.31	08/19/2013
068165	08/15/2013	W/R	GRAINGER	41.45	08/20/2013
068166	08/15/2013	W/R	HARBOR FREIGHT TOOLS	74.97	08/20/2013
068167	08/15/2013	W/R	LESCH BATTERY & POWER	169.95	08/26/2013
068168	08/15/2013	W/R	MHS INDUSTRIAL SUPPLY	281.42	08/19/2013
068169	08/15/2013	W/R	MT BUSINESS TECHNOLOGIES, INC.	769.74	08/20/2013
068170	08/15/2013	W/R	NATIONAL WILDLIFE FEDERATION	28.90	08/22/2013
068171	08/15/2013	W/R	OHIO ASSOCIATION OF	25.00	08/26/2013
068172	08/15/2013	W/R	MEDCO SUPPLY INC.	82.14	08/20/2013
068173	08/15/2013	W/R	QUENCH	76.00	08/20/2013
068174	08/15/2013	W/R	RIDDELL	3,198.65	08/19/2013
068175	08/15/2013	W/R	S & S OPPORTUNITIES	217.95	08/20/2013
068176	08/15/2013	W/R	SCHMIDT SECURITY	373.50	08/20/2013
068177	08/15/2013	W/R	SCHOOL SPECIALTY INC.	1,731.22	08/19/2013
068178	08/15/2013	W/R	SHERWIN-WILLIAMS	617.51	08/27/2013
068179	08/15/2013	W/R	SIESEL DISTRIBUTING, LLC	195.45	08/22/2013
068180	08/15/2013	W/R	HF GROUP - OHIO	793.05	08/19/2013
068181	08/15/2013	W/R	OHIO BUREAU OF CRIMINAL IDENT.	192.00	08/22/2013
068182	08/15/2013	W/R	TREASURER, STATE OF OHIO	266.25	08/23/2013
068183	08/16/2013	B/R	DELEON, JOSE LUIS JR	100.00	08/31/2013
068184	08/20/2013	W/R	ARMSTRONG TOOL & SUPPLY	1,807.44	08/23/2013
068185	08/20/2013	W/R	BLICK ART MATERIALS	618.62	08/23/2013
068186	08/20/2013	W/R	CARDINAL BUS SALES & SERVICE	18.28	08/26/2013
068187	08/20/2013	W/R	CHARLES RITTER CO.	939.70	08/22/2013
068188	08/20/2013	W/R	CULLIGAN QUALITY WATER	82.00	08/23/2013
068189	08/20/2013	W/W	BENSON, DENISE	745.67	
068190	08/20/2013	W/W	DRAIN-PRO	285.00	
068191	08/20/2013	W/R	GRAINGER	470.65	08/23/2013
068192	08/20/2013	W/R	HD SUPPLY FACILITIES	142.29	08/26/2013

Date: 9/05/2013

C H E C K   R E G I S T E R  
Processing Month: August 2013  
LEXINGTON LOCAL SCHOOLS

Page: 3  
(CHKREG)

Check#	Check Date	Org Sta	Vendor Paid	Check Amount	Status Date
068193	08/20/2013	W/R	MADISON FAMILY PRACTICE	90.00	08/26/2013
068194	08/20/2013	W/R	METROPOLITAN EDUCATIONAL	1,036.81	08/26/2013
068195	08/20/2013	W/R	MT BUSINESS TECHNOLOGIES, INC.	2,106.64	08/23/2013
068196	08/20/2013	W/R	NCOSSCA	210.00	08/27/2013
068197	08/20/2013	W/W	OHIO ASSOCIATION OF	20.00	
068198	08/20/2013	W/R	POST MASTER	460.00	08/23/2013
068199	08/20/2013	W/R	REALLY GOOD STUFF	28.68	08/26/2013
068200	08/20/2013	W/R	ROCHESTER 100 INC.	230.00	08/26/2013
068201	08/20/2013	W/R	SAMACO SUPPLY	271.00	08/23/2013
068202	08/20/2013	W/R	SCANTRON CORPORATION	652.10	08/26/2013
068203	08/20/2013	W/R	SCHOOL EMPLOYEES	4,766.08	08/26/2013
068204	08/20/2013	W/R	SCHOOL SPECIALTY INC.	390.83	08/26/2013
068205	08/20/2013	W/R	SHIFFLER EQUIPMENT SALES	49.25	08/26/2013
068206	08/20/2013	W/R	SOCIAL STUDIES SCHOOL SERVICE	529.20	08/29/2013
068207	08/20/2013	W/R	STATE TEACHERS RETIREMENT	3,968.69	08/26/2013
068208	08/20/2013	W/W	YOUNG, SUSAN	570.00	
068209	08/20/2013	W/R	HF GROUP - OHIO	942.66	08/22/2013
068210	08/20/2013	W/R	TOLEDO P.E. SUPPLY	435.71	08/26/2013
068211	08/20/2013	W/R	WORNER ROOFING COMPANY	412.00	08/21/2013
068212	08/20/2013	B/R	WEIMER, ROBERT	13.30	08/21/2013
068213	08/22/2013	W/R	BSN SPORTS	1,400.00	08/29/2013
068214	08/22/2013	W/W	EUROSPORT	840.34	
068215	08/22/2013	W/R	HD SUPPLY FACILITIES	128.60	08/29/2013
068216	08/22/2013	W/R	J & B ACCOUSTICAL	39.14	08/26/2013
068217	08/22/2013	W/R	M-F ATHLETIC COMPANY	79.80	08/27/2013
068218	08/22/2013	W/R	MT BUSINESS TECHNOLOGIES, INC.	362.40	08/27/2013
068219	08/22/2013	W/R	MUSIC IS ELEMENTARY	564.30	08/27/2013
068220	08/22/2013	W/R	NCOCC	113.40	08/28/2013
068221	08/22/2013	W/W	OFLA	25.00	
068222	08/22/2013	W/R	POST MASTER	138.00	08/30/2013
068223	08/22/2013	W/R	SCHOOL SPECIALTY INC.	2,139.87	08/30/2013
068224	08/22/2013	W/R	SHELBY PRINTING, INC.	325.60	08/27/2013
068225	08/22/2013	W/R	SHIFFLER EQUIPMENT SALES	106.53	08/26/2013
068226	08/22/2013	W/R	SIESEL DISTRIBUTING, LLC	369.78	08/30/2013
068227	08/22/2013	W/R	STERLING PAPER	16,689.16	08/26/2013
068228	08/22/2013	W/R	POWR-FLITE	252.96	08/27/2013
068229	08/22/2013	W/R	OSU KEEP BOOKS	528.00	08/30/2013
068230	08/22/2013	W/W	TIME FOR KIDS	397.80	
068231	08/23/2013	W/R	ED PICKENS CAFE	350.10	08/26/2013
068232	08/26/2013	W/W	ALVAH M. SQUIBB CO., INC.	130.65	
068233	08/26/2013	W/R	AMERICAN ELECTRIC POWER	13,512.77	08/30/2013
068234	08/26/2013	W/W	AMERICAN LEGACY PUBLISHING, INC	664.05	
068235	08/26/2013	W/R	BAKER VEHICLE SYSTEMS, INC.	910.56	08/28/2013
068236	08/26/2013	W/R	GRAINGER	42.88	08/29/2013
068237	08/26/2013	W/R	ITsavvy	129.00	08/30/2013
068238	08/26/2013	W/R	JOHN R. GREEN COMPANY	273.87	08/30/2013
068239	08/26/2013	W/R	KAHL'S ELECTRIC, INC.	295.00	08/27/2013
068240	08/26/2013	W/R	MID-OHIO ED. SERVICE CENTER	404.66	08/27/2013
068241	08/26/2013	W/W	PEPPLE & WAGGONER, LTD.	95.00	
068242	08/26/2013	W/R	PERFECTION LEARNING	471.68	08/30/2013
068243	08/26/2013	W/R	SCHMIDT SECURITY	738.20	08/27/2013
068244	08/26/2013	W/R	SCHOOL NURSE SUPPLY, INC.	168.63	08/29/2013



Check#	Check Date	Org Sta	Vendor Paid	Check Amount	Status Date
068245	08/26/2013	W/R	SCHOOL SPECIALTY INC.	346.58	08/30/2013
068246	08/26/2013	W/R	TREND FOR KIDS	55.17	08/30/2013
068247	08/26/2013	W/R	VARSITY SPIRIT FASHIONS	3,693.00	08/30/2013
068248	08/26/2013	W/R	WOLFF BROS. SUPPLY, INC.	653.61	08/29/2013
068249	08/26/2013	W/R	WORNER ROOFING COMPANY	267.00	08/28/2013
068250	08/26/2013	W/W	YABLA INC.	3,106.00	
068251	08/29/2013	W/W	AMERICAN LEGACY PUBLISHING, INC	729.96	
068252	08/29/2013	W/W	APPERSON	441.74	
068253	08/29/2013	W/W	BLICK ART MATERIALS	7,229.43	
068254	08/29/2013	W/W	CENGAGE LEARNING	1,852.40	
068255	08/29/2013	W/W	CenturyLink	1,441.18	
068256	08/29/2013	W/W	CHARLES RITTER CO.	981.76	
068257	08/29/2013	W/W	CURRICULUM ASSOCIATES, INC.	178.08	
068258	08/29/2013	W/W	CYNMAR CORPORATION	346.57	
068259	08/29/2013	W/W	DELTA EDUCATION, INC.	1,178.24	
068260	08/29/2013	W/W	DISCOUNT MAGAZINE	63.90	
068261	08/29/2013	W/W	DrawingBoard Printing	201.75	
068262	08/29/2013	W/W	DYSLEXIA INSTITUTES OF AMERICA	2,500.00	
068263	08/29/2013	W/W	WEAVER, GRANT	430.00	
068264	08/29/2013	W/W	HOLLY'S BOOK RACK	50.00	
068265	08/29/2013	W/W	ITsavvy	2,512.00	
068266	08/29/2013	W/W	JOHN R. GREEN COMPANY	1,635.69	
068267	08/29/2013	W/W	KAPCO	287.13	
068268	08/29/2013	W/W	KURTZ BROTHERS	135.94	
068269	08/29/2013	W/W	LAKESHORE LEARNING MATERIALS	48.24	
068270	08/29/2013	W/W	LIBRARY VIDEO COMPANY	36.90	
068271	08/29/2013	W/W	ROGGIO, MATT	355.00	
068272	08/29/2013	W/W	SMITH, MICHELLE	1,000.00	
068273	08/29/2013	W/W	MINUTEMAN PRESS	2,369.22	
068274	08/29/2013	W/W	NEWS-2-YOU, INC.	149.00	
068275	08/29/2013	W/W	OASSA	255.00	
068276	08/29/2013	W/W	OEDSA	205.00	
068277	08/29/2013	W/W	OHIO CARDINAL CONFERENCE	1,327.00	
068278	08/29/2013	W/W	ROCHESTER 100 INC.	1,097.25	
068279	08/29/2013	W/W	SCOTT, SARA J	815.14	
068280	08/29/2013	W/W	SCHOLASTIC CLASSROOM MAGAZINES	1,838.52	
068281	08/29/2013	W/W	SCHOOL SPECIALTY INC.	170.77	
068282	08/29/2013	W/W	SHIFFLER EQUIPMENT SALES	1,057.05	
068283	08/29/2013	W/W	SIESEL DISTRIBUTING, LLC	492.49	
068284	08/29/2013	W/W	SPORT-N-SHOES	1,910.00	
068285	08/29/2013	W/W	STAPLES ADVANTAGE	350.85	
068286	08/29/2013	W/W	STAPLES	1,544.69	
068287	08/29/2013	W/W	STERLING PAPER	3,638.99	
068288	08/29/2013	W/W	LIFER, STEVEN	108.53	
068289	08/29/2013	W/W	STUDENT SUPPLY COMPANY	123.88	
068290	08/29/2013	W/W	TRIUMPH LEARNNG	3,024.00	
068291	08/29/2013	W/W	UNITED ART & EDUCATION	128.04	
068292	08/29/2013	W/W	VASU COMMUNICATIONS, INC.	296.00	
068293	08/29/2013	W/W	VERNIER SOFTWARE & TECHNOLOGY	236.00	
068294	08/29/2013	W/W	WOLFF BROS. SUPPLY, INC.	52.71	
068295	08/30/2013	W/W	LEXINGTON ATHLETIC ACCOUNT	2,682.00	
068296	08/30/2013	W/W	CBIZ BENEFITS & INSURANCE	2,750.00	

Date: 9/05/2013

C H E C K R E G I S T E R  
Processing Month: August 2013  
LEXINGTON LOCAL SCHOOLS

Page: 5  
(CHKREG)

Check#	Check Date	Org Sta	Vendor Paid	Check Amount	Status Date
690456	08/05/2013	C/R	LEXINGTON SCHOOLS - PAYROLL	448,458.00	08/31/2013
690459	08/05/2013	M/M	LEXINGTON SCHOOLS - PAYROLL	6,034.85	
690460	08/14/2013	M/M	RICHLAND COUNTY AUDITOR	92,036.91	
690461	08/20/2013	C/R	LEXINGTON SCHOOLS - PAYROLL	468,558.48	08/31/2013
690462	08/22/2013	M/M	ANTHEM BENEFIT SERVICES	252,137.13	
690463	08/22/2013	M/M	LEXINGTON SCHOOLS - PAYROLL	6,326.14	
690465	08/30/2013	M/M	MEMO-S.E.R.S.	43,616.00	
690466	08/30/2013	M/M	MEMO-S.T.R.S.	88,286.00	
690467	08/30/2013	M/M	MORROW COUNTY AUDITOR	9,701.62	
690468	08/30/2013	M/M	MERCURY PAYMENT SYSTEMS	30.00	
690469	08/22/2013	T/T	LEXINGTON BOARD OF ED.	6,948.00	
Total Checks Issued				\$ 1,655,644.65	

DATE: 09/04/2013  
 TIME: 17:10

LEXINGTON LOCAL SCHOOLS  
 TRANS. BY FUND/RCPT, ALL FUNDS  
 DATES 08/01/2013 THRU 08/31/2013  
 SORTED BY TRANSACTION DATE

PAGE: 1  
 (RECLED)

TRANS NO	ITEM NO	TRANS DATE	STS	DESCRIPTION OR SOURCE	TI	FUND	RCPT	SFCC	SUBJ	OPU	TRANS AMOUNT
064066	0001	08/09/2013	A	Prop Tax - Richland Genera	03	001	1111	0000	000000	000	637,072.75
064066	0002	08/09/2013	A	Prop Tax Richland Emerg	03	001	1111	0000	000000	000	820,256.40
064113	0001	08/16/2013	A	Real Estate Tax - Morrow	03	001	1111	0000	000000	000	156,721.50
064113	0002	08/16/2013	A	Emergency Tax - Morrow	03	001	1111	0000	000000	000	115,769.24
064116	0001	08/21/2013	A	Real Estate Tax - Morrow	03	001	1111	0000	000000	000	2,139.27
064116	0002	08/21/2013	A	Emergency Tax - Morrow	03	001	1111	0000	000000	000	1,505.86
RCPT CODE SUB-TOTAL:											1,733,464.02
064066	0004	08/09/2013	A	Personal Prop - General	03	001	1122	0000	000000	000	104,905.68
064066	0005	08/09/2013	A	Personal Prop - Emerg	03	001	1122	0000	000000	000	58,280.90
RCPT CODE SUB-TOTAL:											163,186.58
064111	0001	08/23/2013	A	2013/14 SY Tuition - T. Bowman	03	001	1211	0000	000000	000	5,155.49
064152	0001	08/29/2013	A	Sept Tuition - Miller	03	001	1211	0000	000000	000	572.83
RCPT CODE SUB-TOTAL:											5,728.32
064065	0016	08/09/2013	A	SB 140 Tuition	03	001	1221	0000	000000	000	0.00
064122	0016	08/23/2013	A	SB 140 Tuition	03	001	1221	0000	000000	000	0.00
RCPT CODE SUB-TOTAL:											0.00
064065	0017	08/09/2013	A	SF-14H Spec . Ed Tuition	03	001	1223	0000	000000	000	0.00
064122	0017	08/23/2013	A	SF-14H Spec . Ed Tuition	03	001	1223	0000	000000	000	0.00
RCPT CODE SUB-TOTAL:											0.00
064065	0008	08/09/2013	A	Open Enrollment Revenue	03	001	1227	0000	000000	000	0.00
064122	0008	08/23/2013	A	Open Enrollment Revenue	03	001	1227	0000	000000	000	0.00
RCPT CODE SUB-TOTAL:											0.00
064178	0001	08/30/2013	A	Richland Bank Aug Interest	03	001	1410	0000	000000	000	717.98
RCPT CODE SUB-TOTAL:											717.98
064068	0001	08/12/2013	A	Central School Fees	03	001	1740	0000	000000	400	84.00
064042	0001	08/14/2013	B	FEE REFUND	03	001	1740	0000	000000	100	12.60
064043	0001	08/19/2013	B	SUMMER PE REFUND	03	001	1740	0000	080999	100	90.00
064075	0001	08/15/2013	A	Central School Fees	03	001	1740	0000	000000	400	28.00
064082	0001	08/20/2013	A	HS Student Fees	03	001	1740	0000	000000	100	7,978.00
064090	0001	08/21/2013	A	Central School Fees	03	001	1740	0000	000000	400	936.00

STATUS (STS) CODES:

A-RECEIPT B-REFUND OF RECEIPT V-VOID REFUND OF RECEIPT X-REDUCTION OF EXPENDITURE  
 C-APPROPRIATION OR BUDGET MODIFICATIONS D-EXPENSE/SUPPLIES DISTRIBUTION F-FUND TO FUND TRANSFER

DATE: 09/04/2013  
TIME: 17:10

LEXINGTON LOCAL SCHOOLS  
TRANS. BY FUND/RCPT, ALL FUNDS  
DATES 08/01/2013 THRU 08/31/2013  
SORTED BY TRANSACTION DATE

PAGE: 2  
(RECLED)

TRANS NO	ITEM NO	TRANS DATE	STS DESCRIPTION OR SOURCE	TI	FUND	RCPT	SPCC	SUBJ	OPU	TRANS AMOUNT
064091	0001	08/21/2013	A Eastern School Fees	03	001	1740	0000	000000	300	725.00
064092	0001	08/21/2013	A Eastern School Fees	03	001	1740	0000	000000	300	1,033.00
064093	0001	08/21/2013	A HS School Fees	03	001	1740	0000	000000	100	5,334.00
064097	0001	08/22/2013	A HS School Fees	03	001	1740	0000	000000	100	753.00
064098	0001	08/22/2013	A Central School Fees	03	001	1740	0000	000000	400	676.00
064099	0001	08/22/2013	A HS School Fees	03	001	1740	0000	000000	100	837.00
064100	0001	08/22/2013	A HS School Fees	03	001	1740	0000	000000	100	870.50
064101	0001	08/22/2013	A HS School Fees	03	001	1740	0000	000000	100	1,019.50
064103	0001	08/22/2013	A HS School Fees	03	001	1740	0000	000000	100	1,175.50
064104	0001	08/22/2013	A HS School Fees	03	001	1740	0000	000000	100	1,213.00
064105	0001	08/22/2013	A Eastern School Fees	03	001	1740	0000	000000	300	1,660.00
064117	0001	08/22/2013	A Jr High School Fees	03	001	1740	0000	000000	200	7,371.00
064109	0001	08/23/2013	A Central School Fees	03	001	1740	0000	000000	400	1,196.00
064110	0001	08/23/2013	A HS School Fees	03	001	1740	0000	000000	100	4,184.50
064119	0001	08/23/2013	A Eastern School Fees	03	001	1740	0000	000000	300	908.00
064121	0001	08/23/2013	A Jr High School Fees	03	001	1740	0000	000000	200	2,463.00
064123	0001	08/26/2013	A Central School Fees	03	001	1740	0000	000000	400	56.00
064126	0001	08/26/2013	A Jr High School Fees	03	001	1740	0000	000000	200	171.00
064128	0001	08/26/2013	A HS School Fees	03	001	1740	0000	000000	100	2,677.00
064129	0001	08/26/2013	A Jr High School Fees	03	001	1740	0000	000000	200	2,144.00
064144	0001	08/26/2013	A HS Fees - corr rcpt#64128	03	001	1740	0000	000000	100	0.70
064130	0001	08/27/2013	A Central School Fees	03	001	1740	0000	000000	400	28.00
064131	0001	08/27/2013	A Eastern School Fees	03	001	1740	0000	000000	300	150.00
064132	0001	08/27/2013	A Central School Fees	03	001	1740	0000	000000	400	140.00
064133	0001	08/27/2013	A HS School Fees	03	001	1740	0000	000000	100	1,336.00
064135	0001	08/28/2013	A Western School Fees	03	001	1740	0000	000000	500	76.00
064138	0001	08/28/2013	A JH School Fees	03	001	1740	0000	000000	200	250.00
064141	0001	08/28/2013	A Eastern School Fees	03	001	1740	0000	000000	300	840.00
064146	0001	08/28/2013	A Western School Fees	03	001	1740	0000	000000	500	973.00
064169	0001	08/28/2013	A NSF Ck - JG	03	001	1740	0000	000000	200	42.00
064151	0001	08/29/2013	A Central School Fees	03	001	1740	0000	000000	400	608.00
064153	0001	08/29/2013	A Eastern School Fees	03	001	1740	0000	000000	300	778.00
064154	0001	08/29/2013	A HS School Fees	03	001	1740	0000	000000	100	947.65
064156	0001	08/29/2013	A HS Choir Workbooks	03	001	1740	0000	000000	100	46.00
064157	0001	08/29/2013	A HS School Fees	03	001	1740	0000	000000	100	71.00
064160	0001	08/29/2013	A HS School Fees	03	001	1740	0000	000000	100	385.99
064162	0001	08/29/2013	A Eastern School Fees	03	001	1740	0000	000000	300	770.00
064164	0001	08/30/2013	A HS Fees - Pay For It	03	001	1740	0000	000000	100	129.00
064164	0002	08/30/2013	A Central Fees - Pay For It	03	001	1740	0000	000000	400	90.00
064164	0003	08/30/2013	A Jr High Fees - Pay For It	03	001	1740	0000	000000	400	0.00
064164	0004	08/30/2013	A Eastern Fees - Pay For It	03	001	1740	0000	000000	400	150.00
064164	0005	08/30/2013	A Western Fees - Pay For It	03	001	1740	0000	000000	400	30.00
064171	0001	08/30/2013	A Central School Fees	03	001	1740	0000	000000	400	168.00
064173	0001	08/30/2013	A Western School Fees	03	001	1740	0000	000000	500	673.00

STATUS (STS) CODES:

A-RECEIPT B-REFUND OF RECEIPT V-VOID REFUND OF RECEIPT X-REDUCTION OF EXPENDITURE  
C-APPROPRIATION OR BUDGET MODIFICATIONS D-EXPENSE/SUPPLIES DISTRIBUTION F-FUND TO FUND TRANSFER

DATE: 09/04/2013  
 TIME: 17:10

LEXINGTON LOCAL SCHOOLS  
 TRANS. BY FUND/RCPT, ALL FUNDS  
 DATES 08/01/2013 THRU 08/31/2013  
 SORTED BY TRANSACTION DATE

PAGE: 3  
 (RECLED)

TRANS NO	ITEM NO	TRANS DATE	STS	DESCRIPTION OR SOURCE	TI	FUND	RCPT	SPCC	SUBJ	OPU	TRANS AMOUNT
064174	0001	08/30/2013	A	WEstern School Fees	03	001	1740	0000	000000	500	689.00
064179	0001	08/30/2013	A	JH School Fees	03	001	1740	0000	000000	200	155.00
064180	0001	08/30/2013	A	JH School Fees	03	001	1740	0000	000000	200	155.00
064181	0001	08/30/2013	A	Jr High School Fees	03	001	1740	0000	000000	200	113.00
RCPT CODE SUB-TOTAL:											54,790.74
064148	0001	08/29/2013	A	Bldy Rental - Zumba	03	001	1810	0000	000000	000	180.00
RCPT CODE SUB-TOTAL:											180.00
064125	0002	08/26/2013	A	Bus Scrap	03	001	1890	0000	000000	800	111.00
RCPT CODE SUB-TOTAL:											111.00
064055	0001	08/05/2013	A	Property Claim Payment	03	001	1934	0000	000000	000	3,401.99
RCPT CODE SUB-TOTAL:											3,401.99
064065	0001	08/09/2013	A	Foundation Funding	03	001	3110	0000	000000	000	353,106.96
064065	0003	08/09/2013	A	Subsidy for High Perform Distr	03	001	3110	0000	000000	000	1,847.38
064065	0004	08/09/2013	A	Special Ed Transportation	03	001	3110	0000	000000	000	2,111.81
064065	0013	08/09/2013	A	FY12 PASS Adjustment	03	001	3110	0000	000000	000	0.00
064065	0015	08/09/2013	A	Bridge Adjustment FY2012	03	001	3110	0000	000000	000	0.00
064122	0001	08/23/2013	A	Foundation Funding	03	001	3110	0000	000000	000	353,106.96
064122	0003	08/23/2013	A	Subsidy for High Perform Distr	03	001	3110	0000	000000	000	1,847.38
064122	0004	08/23/2013	A	Special Ed Transportation	03	001	3110	0000	000000	000	2,111.80
064122	0013	08/23/2013	A	FY12 PASS Adjustment	03	001	3110	0000	000000	000	0.00
064122	0015	08/23/2013	A	Bridge Adjustment FY2013	03	001	3110	0000	000000	000	6,219.89
RCPT CODE SUB-TOTAL:											720,352.18
064172	0001	08/30/2013	A	State of Ohio Casino Revenue	03	001	3190	0000	000000	000	63,298.30
RCPT CODE SUB-TOTAL:											63,298.30
064065	0002	08/09/2013	A	Career-Tech Allocation	03	001	3219	0000	000000	000	196.23
064122	0002	08/23/2013	A	Career-Tech Allocation	03	001	3219	0000	000000	000	196.23
RCPT CODE SUB-TOTAL:											392.46
640361	0001	08/22/2013	F	RETURN OF ADVANCE FROM LNCH GR	08	001	5220	0000	000000	000	6,948.00
RCPT CODE SUB-TOTAL:											6,948.00

STATUS (STS) CODES:

A-RECEIPT B-REFUND OF RECEIPT V-VOID REFUND OF RECEIPT X-REDUCTION OF EXPENDITURE  
 C-APPROPRIATION OR BUDGET MODIFICATIONS D-EXPENSE/SUPPLIES DISTRIBUTION F-FUND TO FUND TRANSFER

DATE: 09/04/2013  
 TIME: 17:10

LEXINGTON LOCAL SCHOOLS  
 TRANS. BY FUND/RCPT, ALL FUNDS  
 DATES 08/01/2013 THRU 08/31/2013  
 SORTED BY TRANSACTION DATE

PAGE: 4  
 (RECLED)

TRANS NO	ITEM NO	TRANS DATE	STS	DESCRIPTION OR SOURCE	TI	FUND	RCPT	SPCC	SUBJ	OPU	TRANS AMOUNT
064183	0001	08/16/2013	B	Re-issue voided FY13 ck67935	03	001	5300	0000	000000	000	100.00-
064182	0001	08/31/2013	A	Void prior FY ck#67935 DeLeon	03	001	5300	0000	000000	000	100.00
064185	0001	08/31/2013	A	Correct BMC refund to Food Ser	03	001	5300	0000	000000	000	1,690.86-
RCPT CODE SUB-TOTAL:											1,690.86-
FUND CODE SUB-TOTAL:											2,750,880.71
064066	0003	08/09/2013	A	Prop Tax Richland Perm Imp	03	003	1111	0000	000000	000	44,011.85
064113	0003	08/16/2013	A	Permanent Improv Tax - Morrow	03	003	1111	0000	000000	000	14,441.05
064116	0003	08/21/2013	A	Permanent Improv Tax - Morrow	03	003	1111	0000	000000	000	192.45
RCPT CODE SUB-TOTAL:											58,645.35
064066	0006	08/09/2013	A	Personal Prop - Perm Impr	03	003	1122	0000	000000	000	9,834.90
RCPT CODE SUB-TOTAL:											9,834.90
FUND CODE SUB-TOTAL:											68,480.25
064165	0026	08/28/2013	A	HS Breakfast	03	006	1511	0000	000000	100	7.85
064165	0027	08/28/2013	A	Jr. Hi Breakfast	03	006	1511	0000	000000	200	0.00
064165	0028	08/28/2013	A	Eastern Breakfast	03	006	1511	0000	000000	300	0.30
064165	0029	08/28/2013	A	Central Breakfast	03	006	1511	0000	000000	400	0.30
064165	0030	08/28/2013	A	Western Breakfast	03	006	1511	0000	000000	500	3.00
064166	0026	08/29/2013	A	HS Breakfast	03	006	1511	0000	000000	100	13.50
064166	0027	08/29/2013	A	Jr. Hi Breakfast	03	006	1511	0000	000000	200	0.00
064166	0028	08/29/2013	A	Eastern Breakfast	03	006	1511	0000	000000	300	2.10
064166	0029	08/29/2013	A	Central Breakfast	03	006	1511	0000	000000	400	6.60
064166	0030	08/29/2013	A	Western Breakfast	03	006	1511	0000	000000	500	1.50
064167	0026	08/30/2013	A	HS Breakfast	03	006	1511	0000	000000	100	11.55
064167	0027	08/30/2013	A	Jr. Hi Breakfast	03	006	1511	0000	000000	200	5.25
064167	0028	08/30/2013	A	Eastern Breakfast	03	006	1511	0000	000000	300	3.00
064167	0029	08/30/2013	A	Central Breakfast	03	006	1511	0000	000000	400	9.60
064167	0030	08/30/2013	A	Western Breakfast	03	006	1511	0000	000000	500	14.50
RCPT CODE SUB-TOTAL:											79.05
064067	0001	08/20/2013	B	CAFETERIA REFUND	03	006	1512	0000	000000	200	13.30-
064165	0001	08/28/2013	A	HS Stu. Type A	03	006	1512	0000	000000	100	909.35
064165	0005	08/28/2013	A	HS ROA Stu. Type A	03	006	1512	0000	000000	100	6,762.30
064165	0006	08/28/2013	A	Jr Hi Stu. Type A	03	006	1512	0000	000000	200	404.00

STATUS (STS) CODES:

A-RECEIPT B-REFUND OF RECEIPT U-VOID REFUND OF RECEIPT X-REDUCTION OF EXPENDITURE  
 C-APPROPRIATION OR BUDGET MODIFICATIONS D-EXPENSE/SUPPLIES DISTRIBUTION F-FUND TO FUND TRANSFER



DATE: 09/04/2013  
 TIME: 17:10

LEXINGTON LOCAL SCHOOLS  
 TRANS. BY FUND/RCPT, ALL FUNDS  
 DATES 08/01/2013 THRU 08/31/2013  
 SORTED BY TRANSACTION DATE

PAGE: 5  
 (RECLE)

TRANS NO	ITEM NO	TRANS DATE	STS	DESCRIPTION OR SOURCE	TI	FUND	RCPT	SPCC	SUBJ	OPU	TRANS AMOUNT
064165	0010	08/28/2013	A	Jr. Hi ROA Stu Type A	03	006	1512	0000	000000	200	2,767.60
064165	0011	08/28/2013	A	Eastern Stu. Type A	03	006	1512	0000	000000	300	336.90
064165	0015	08/28/2013	A	Eastern ROA Stu. Type A	03	006	1512	0000	000000	300	3,283.15
064165	0016	08/28/2013	A	Central Stu. Type A	03	006	1512	0000	000000	400	214.95
064165	0020	08/28/2013	A	Central ROA Stu. Type A	03	006	1512	0000	000000	400	1,442.50
064165	0021	08/28/2013	A	Western Stu. Type A	03	006	1512	0000	000000	500	130.50
064165	0025	08/28/2013	A	Western ROA Stu. Type A	03	006	1512	0000	000000	500	1,586.40
064166	0001	08/29/2013	A	HS Stu. Type A	03	006	1512	0000	000000	100	817.00
064166	0005	08/29/2013	A	HS ROA Stu. Type A	03	006	1512	0000	000000	100	1,551.00
064166	0006	08/29/2013	A	Jr Hi Stu. Type A	03	006	1512	0000	000000	200	379.20
064166	0010	08/29/2013	A	Jr. Hi ROA Stu Type A	03	006	1512	0000	000000	200	176.45
064166	0011	08/29/2013	A	Eastern Stu. Type A	03	006	1512	0000	000000	300	361.30
064166	0015	08/29/2013	A	Eastern ROA Stu. Type A	03	006	1512	0000	000000	300	531.50
064166	0016	08/29/2013	A	Central Stu. Type A	03	006	1512	0000	000000	400	260.55
064166	0020	08/29/2013	A	Central ROA Stu. Type A	03	006	1512	0000	000000	400	480.00
064166	0021	08/29/2013	A	Western Stu. Type A	03	006	1512	0000	000000	500	169.40
064166	0025	08/29/2013	A	Western ROA Stu. Type A	03	006	1512	0000	000000	500	246.35
064164	0006	08/30/2013	A	HS Lunch - Pay For It	03	006	1512	0000	000000	100	1,516.50
064164	0007	08/30/2013	A	Jr High Lunch - Pay For It	03	006	1512	0000	000000	200	1,082.50
064164	0008	08/30/2013	A	Eastern Lunch - Pay For It	03	006	1512	0000	000000	300	810.00
064164	0009	08/30/2013	A	Central Lunch - Pay For It	03	006	1512	0000	000000	400	1,222.50
064164	0010	08/30/2013	A	Western Lunch - Pay For It	03	006	1512	0000	000000	500	480.25
064167	0001	08/30/2013	A	HS Stu. Type A	03	006	1512	0000	000000	100	863.80
064167	0005	08/30/2013	A	HS ROA Stu. Type A	03	006	1512	0000	000000	100	97.65
064167	0006	08/30/2013	A	Jr Hi Stu. Type A	03	006	1512	0000	000000	200	393.65
064167	0010	08/30/2013	A	Jr. Hi ROA Stu Type A	03	006	1512	0000	000000	200	9.65-
064167	0011	08/30/2013	A	Eastern Stu. Type A	03	006	1512	0000	000000	300	330.20
064167	0015	08/30/2013	A	Eastern ROA Stu. Type A	03	006	1512	0000	000000	300	81.85
064167	0016	08/30/2013	A	Central Stu. Type A	03	006	1512	0000	000000	400	205.55
064167	0020	08/30/2013	A	Central ROA Stu. Type A	03	006	1512	0000	000000	400	82.44-
064167	0021	08/30/2013	A	Western Stu. Type A	03	006	1512	0000	000000	500	166.25
064167	0025	08/30/2013	A	Western ROA Stu. Type A	03	006	1512	0000	000000	500	31.70
RCPT CODE SUB-TOTAL:											29,987.41
064165	0003	08/28/2013	A	HS Stu. Ala Carte	03	006	1513	0000	000000	100	293.55
064165	0008	08/28/2013	A	Jr. Hi Stu. Ala Carte	03	006	1513	0000	000000	200	62.00
064165	0013	08/28/2013	A	Eastern Stu. Ala Carte	03	006	1513	0000	000000	300	12.35
064165	0018	08/28/2013	A	Central Stu. Ala Carte	03	006	1513	0000	000000	400	10.25
064165	0023	08/28/2013	A	Western Stu. Ala Carte	03	006	1513	0000	000000	500	0.00
064166	0003	08/29/2013	A	HS Stu. Ala Carte	03	006	1513	0000	000000	100	348.60
064166	0008	08/29/2013	A	Jr. Hi Stu. Ala Carte	03	006	1513	0000	000000	200	93.90
064166	0013	08/29/2013	A	Eastern Stu. Ala Carte	03	006	1513	0000	000000	300	27.50
064166	0018	08/29/2013	A	Central Stu. Ala Carte	03	006	1513	0000	000000	400	22.25

STATUS (STS) CODES:

A-RECEIPT B-REFUND OF RECEIPT V-VOID REFUND OF RECEIPT X-REDUCTION OF EXPENDITURE  
 C-APPROPRIATION OR BUDGET MODIFICATIONS D-EXPENSE/SUPPLIES DISTRIBUTION F-FUND TO FUND TRANSFER

DATE: 09/04/2013  
 TIME: 17:10

LEXINGTON LOCAL SCHOOLS  
 TRANS. BY FUND/RCPT, ALL FUNDS  
 DATES 08/01/2013 THRU 08/31/2013  
 SORTED BY TRANSACTION DATE

PAGE: 6  
 (RECEIVED)

TRANS NO	ITEM NO	TRANS DATE	STS DESCRIPTION OR SOURCE	TI FUND	RCPT	SPCC	SUBJ	OPU	TRANS AMOUNT
064166	0023	08/29/2013	A Western Stu. Ala Carte	03	006	1513	0000	000000 500	0.00
064167	0003	08/30/2013	A HS Stu. ALa Carte	03	006	1513	0000	000000 100	398.00
064167	0008	08/30/2013	A Jr. Hi Stu. Ala Carte	03	006	1513	0000	000000 200	117.75
064167	0013	08/30/2013	A Eastern Stu. Ala Carte	03	006	1513	0000	000000 300	25.00
064167	0018	08/30/2013	A Central Stu. Ala Carte	03	006	1513	0000	000000 400	25.50
064167	0023	08/30/2013	A Western Stu. Ala Carte	03	006	1513	0000	000000 500	0.00
RCPT CODE SUB-TOTAL:									1,436.65
064165	0002	08/28/2013	A HS Stu. Milk	03	006	1514	0000	000000 100	8.50
064165	0007	08/28/2013	A Jr. Hi. Stu Milk	03	006	1514	0000	000000 200	2.00
064165	0012	08/28/2013	A Eastern Stu. Milk	03	006	1514	0000	000000 300	1.50
064165	0017	08/28/2013	A Central Stu. Milk	03	006	1514	0000	000000 400	4.50
064165	0022	08/28/2013	A Western Stu. Milk	03	006	1514	0000	000000 500	4.50
064166	0002	08/29/2013	A HS Stu. Milk	03	006	1514	0000	000000 100	6.50
064166	0007	08/29/2013	A Jr. Hi. Stu Milk	03	006	1514	0000	000000 200	2.50
064166	0012	08/29/2013	A Eastern Stu. Milk	03	006	1514	0000	000000 300	1.00
064166	0017	08/29/2013	A Central Stu. Milk	03	006	1514	0000	000000 400	4.00
064166	0022	08/29/2013	A Western Stu. Milk	03	006	1514	0000	000000 500	4.00
064167	0002	08/30/2013	A HS Stu. Milk	03	006	1514	0000	000000 100	6.00
064167	0007	08/30/2013	A Jr. Hi. Stu Milk	03	006	1514	0000	000000 200	2.00
064167	0012	08/30/2013	A Eastern Stu. Milk	03	006	1514	0000	000000 300	3.00
064167	0017	08/30/2013	A Central Stu. Milk	03	006	1514	0000	000000 400	5.50
064167	0022	08/30/2013	A Western Stu. Milk	03	006	1514	0000	000000 500	3.00
RCPT CODE SUB-TOTAL:									58.50
064165	0004	08/28/2013	A HS Adult Ala Carte	03	006	1523	0000	000000 100	16.25
064165	0009	08/28/2013	A Jr. Hi Adult Ala Carte	03	006	1523	0000	000000 200	3.25
064165	0014	08/28/2013	A Eastern Adult Ala Carte	03	006	1523	0000	000000 300	0.00
064165	0019	08/28/2013	A Central Adult Ala Carte	03	006	1523	0000	000000 400	8.75
064165	0024	08/28/2013	A Western Adult Ala Carte	03	006	1523	0000	000000 500	29.25
064166	0004	08/29/2013	A HS Adult Ala Carte	03	006	1523	0000	000000 100	18.60
064166	0009	08/29/2013	A Jr. Hi Adult Ala Carte	03	006	1523	0000	000000 200	8.75
064166	0014	08/29/2013	A Eastern Adult Ala Carte	03	006	1523	0000	000000 300	1.75
064166	0019	08/29/2013	A Central Adult Ala Carte	03	006	1523	0000	000000 400	6.00
064166	0024	08/29/2013	A Western Adult Ala Carte	03	006	1523	0000	000000 500	0.00
064167	0004	08/30/2013	A HS Adult Ala Carte	03	006	1523	0000	000000 100	17.75
064167	0009	08/30/2013	A Jr. Hi Adult Ala Carte	03	006	1523	0000	000000 200	9.75
064167	0014	08/30/2013	A Eastern Adult Ala Carte	03	006	1523	0000	000000 300	10.00
064167	0019	08/30/2013	A Central Adult Ala Carte	03	006	1523	0000	000000 400	7.00
064167	0024	08/30/2013	A Western Adult Ala Carte	03	006	1523	0000	000000 500	3.60
RCPT CODE SUB-TOTAL:									133.50

STATUS (STS) CODES:

A-RECEIPT B-REFUND OF RECEIPT V-VOID REFUND OF RECEIPT X-REDUCTION OF EXPENDITURE  
 C-APPROPRIATION OR BUDGET MODIFICATIONS D-EXPENSE/SUPPLIES DISTRIBUTION F-FUND TO FUND TRANSFER

DATE: 09/04/2013  
 TIME: 17:10

LEXINGTON LOCAL SCHOOLS  
 TRANS. BY FUND/RCPT, ALL FUNDS  
 DATES 08/01/2013 THRU 08/31/2013  
 SORTED BY TRANSACTION DATE

PAGE: 7  
 (RECELD)

TRANS NO	ITEM NO	TRANS DATE	STS	DESCRIPTION OR SOURCE	TI	FUND	RCPT	SPCC	SUBJ	DFU	TRANS AMOUNT	
064170	0001	08/26/2013	A	Coke Commission - Cafe	03	006	1851	0000	000000	000	191.37	
											RCPT CODE SUB-TOTAL:	191.37
064185	0002	08/31/2013	A	Correct BMC refund to Food Ser	03	006	5300	0000	000000	000	1,690.86	
											RCPT CODE SUB-TOTAL:	1,690.86
											FUND CODE SUB-TOTAL:	33,577.34
064178	0003	08/30/2013	A	Richland Bank August Interest	03	007	1410	9800	000000	000	1.09	
											RCPT CODE SUB-TOTAL:	1.09
											FUND CODE SUB-TOTAL:	1.09
064178	0004	08/30/2013	A	Richland Bank Aug Interest	03	007	1410	9801	000000	000	0.18	
											RCPT CODE SUB-TOTAL:	0.18
											FUND CODE SUB-TOTAL:	0.18
064155	0001	08/29/2013	A	HS PSAT Tests	03	018	1690	9100	000000	000	14.00	
											RCPT CODE SUB-TOTAL:	14.00
											FUND CODE SUB-TOTAL:	14.00
064077	0001	08/20/2013	A	JH School Fees - Princ Acct	03	018	1620	9200	000000	000	28.00	
064078	0001	08/20/2013	A	Life Touch Commission	03	018	1620	9200	000000	000	99.75	
064117	0002	08/22/2013	A	Jr High Fees - Princ	03	018	1620	9200	000000	000	2,926.00	
064121	0002	08/23/2013	A	Jr High Fees - Princ	03	018	1620	9200	000000	000	1,148.00	
064126	0002	08/26/2013	A	Jr High Fees - Princ	03	018	1620	9200	000000	000	56.00	
064129	0002	08/26/2013	A	Jr High Fees - Princ	03	018	1620	9200	000000	000	826.00	
064138	0002	08/28/2013	A	JH Fees - Princ	03	018	1620	9200	000000	000	98.00	
064169	0002	08/28/2013	A	NSF Ck - JG	03	018	1620	9200	000000	000	14.00	
064181	0002	08/30/2013	A	JH School Fees - Princ	03	018	1620	9200	000000	000	42.00	
											RCPT CODE SUB-TOTAL:	5,209.75
											FUND CODE SUB-TOTAL:	5,209.75

STATUS (STS) CODES:

A-RECEIPT B-REFUND OF RECEIPT V-VOID REFUND OF RECEIPT X-REDUCTION OF EXPENDITURE  
 C-APPROPRIATION OR BUDGET MODIFICATIONS D-EXPENSE/SUPPLIES DISTRIBUTION F-FUND TO FUND TRANSFER

DATE: 09/04/2013  
 TIME: 17:10

LEXINGTON LOCAL SCHOOLS  
 TRANS. BY FUND/RCPT, ALL FUNDS  
 DATES 08/01/2013 THRU 08/31/2013  
 SORTED BY TRANSACTION DATE

PAGE: 8  
 (RECELD)

TRANS NO	ITEM NO	TRANS DATE	STS	DESCRIPTION OR SOURCE	TI	FUND	RCPT	SPCC	SUBJ	OPU	TRANS AMOUNT
064068	0002	08/12/2013	A	Central Fees - Princ Acct	03	018	1630	9400	000000	000	10.00
064075	0002	08/15/2013	A	Central Fees - Princ	03	018	1630	9400	000000	000	2.00
064087	0001	08/21/2013	A	4th Grade Service Project	03	018	1630	9400	000000	000	60.00
064090	0002	08/21/2013	A	Central Fees - Princ	03	018	1630	9400	000000	000	144.00
064094	0001	08/22/2013	A	4th Gr Service Project	03	018	1630	9400	000000	000	6.00
064098	0002	08/22/2013	A	Central Fees- Princ	03	018	1630	9400	000000	000	108.00
064107	0001	08/23/2013	A	4th Gr Service Proj	03	018	1630	9400	000000	000	21.00
064109	0002	08/23/2013	A	Central Fees - Princ	03	018	1630	9400	000000	000	180.00
064123	0002	08/26/2013	A	Central Fees - Princ	03	018	1630	9400	000000	000	4.00
064130	0002	08/27/2013	A	Central Fees - Princ	03	018	1630	9400	000000	000	2.00
064132	0002	08/27/2013	A	Central Fees - Princ	03	018	1630	9400	000000	000	14.00
064151	0002	08/29/2013	A	Central Fees - Princ	03	018	1630	9400	000000	000	42.00
064171	0002	08/30/2013	A	Central Fees - Princ	03	018	1630	9400	000000	000	12.00
RCPT CODE SUB-TOTAL:											605.00
FUND CODE SUB-TOTAL:											605.00
064135	0002	08/28/2013	A	Western Fees - Princ	03	018	1630	9500	000000	000	44.00
064146	0002	08/28/2013	A	Western Fees - Princ	03	018	1630	9500	000000	000	509.00
064168	0001	08/28/2013	A	Bank Correct - Western Fees	03	018	1630	9500	000000	000	4.00
064173	0002	08/30/2013	A	Western Fees - Princ	03	018	1630	9500	000000	000	351.00
064174	0002	08/30/2013	A	Western Fees - Princ	03	018	1630	9500	000000	000	361.00
RCPT CODE SUB-TOTAL:											1,269.00
FUND CODE SUB-TOTAL:											1,269.00
064134	0001	08/28/2013	A	Lost lbrary books	03	018	1890	9501	000000	000	23.99
RCPT CODE SUB-TOTAL:											23.99
FUND CODE SUB-TOTAL:											23.99
064056	0003	08/08/2013	A	PTO Recycling-Central	03	019	1890	9121	000000	000	8.67
064056	0004	08/08/2013	A		03	019	1890	9121	000000	000	0.00
064069	0003	08/13/2013	A	PTO Recycling-Central	03	019	1890	9121	000000	000	7.92
RCPT CODE SUB-TOTAL:											16.59
FUND CODE SUB-TOTAL:											16.59

STATUS (STS) CODES:

A-RECEIPT B-REFUND OF RECEIPT V-VOID REFUND OF RECEIPT X-REDUCTION OF EXPENDITURE  
 C-APPROPRIATION OR BUDGET MODIFICATIONS D-EXPENSE/SUPPLIES DISTRIBUTION F-FUND TO FUND TRANSFER

DATE: 09/04/2013  
 TIME: 17:10

LEXINGTON LOCAL SCHOOLS  
 TRANS. BY FUND/RCPT, ALL FUNDS  
 DATES 08/01/2013 THRU 08/31/2013  
 SORTED BY TRANSACTION DATE

PAGE: 9  
 (RECLED)

TRANS NO	ITEM NO	TRANS DATE	STS DESCRIPTION OR SOURCE	TI	FUND	RCPT	SPCC	SUBJ	OPU	TRANS AMOUNT
064056	0001	08/08/2013	A PTO Recycling-Eastern	03	019	1890	9122	000000	000	8.66
064069	0001	08/13/2013	A PTO Recycling-Eastern	03	019	1890	9122	000000	000	7.92
RCPT CODE SUB-TOTAL:										16.58
FUND CODE SUB-TOTAL:										16.58
064056	0002	08/08/2013	A PTO Recycling-Western	03	019	1890	9123	000000	000	8.67
064069	0002	08/13/2013	A PTO Recycling-Western	03	019	1890	9123	000000	000	7.92
RCPT CODE SUB-TOTAL:										16.59
FUND CODE SUB-TOTAL:										16.59
064178	0002	08/30/2013	A Richland Bank August Int. 024	03	024	1410	0000	000000	000	129.89
RCPT CODE SUB-TOTAL:										129.89
064073	0001	08/13/2013	A Heck - July & Aug Ins. Premium	03	024	1872	0000	000000	000	2,876.80
064083	0001	08/20/2013	A Employees' Premiums Aug	03	024	1872	0000	000000	000	39,510.26
064084	0001	08/20/2013	A Board's Premiums Aug	03	024	1872	0000	000000	000	252,137.13
RCPT CODE SUB-TOTAL:										294,524.19
FUND CODE SUB-TOTAL:										294,654.08
064064	0001	08/08/2013	A Yearbook Ad Sales	03	200	1620	9119	000000	000	2,485.00
RCPT CODE SUB-TOTAL:										2,485.00
FUND CODE SUB-TOTAL:										2,485.00
064147	0001	08/29/2013	A Fire & Ice Outfts	03	300	1630	9116	000000	000	63.66
064156	0001	08/29/2013	A Fire & Ice Outfits	03	300	1630	9116	000000	000	100.57
RCPT CODE SUB-TOTAL:										164.23
FUND CODE SUB-TOTAL:										164.23

STATUS (STS) CODES:

A-RECEIPT B-REFUND OF RECEIPT V-VOID REFUND OF RECEIPT X-REDUCTION OF EXPENDITURE  
 C-APPROPRIATION OR BUDGET MODIFICATIONS D-EXPENSE/SUPPLIES DISTRIBUTION F-FUND TO FUND TRANSFER

DATE: 09/04/2013  
 TIME: 17:10

LEXINGTON LOCAL SCHOOLS  
 TRANS. BY FUND/RCPT, ALL FUNDS  
 DATES 08/01/2013 THRU 08/31/2013  
 SORTED BY TRANSACTION DATE

PAGE: 10  
 (REC'D)

TRANS NO	ITEM NO	TRANS DATE	STS	DESCRIPTION OR SOURCE	TI	FUND	RCPT	SPCC	SUBJ	DFU	TRANS AMOUNT
064047	0001	08/02/2013	A	Season Ticket Sales	03	300	1610	9600	000000	000	20.00
064088	0001	08/21/2013	A	JV/Var Adm 8/20	03	300	1610	9600	000000	000	347.00
064089	0001	08/21/2013	A	Boys' Soccer Adm 8/20	03	300	1610	9600	000000	000	862.00
064118	0001	08/23/2013	A	Boys Soccer Adm 8/22	03	300	1610	9600	000000	000	578.00
064124	0001	08/26/2013	A	Fr Boys Soccer 8/24	03	300	1610	9600	000000	000	156.00
064127	0001	08/26/2013	A	JV/Var Girls Soccer 8/24	03	300	1610	9600	000000	000	743.00
064136	0001	08/28/2013	A	JV/Var Volley Adm 8/27	03	300	1610	9600	000000	000	171.00
064139	0001	08/28/2013	A	7th Gr FB ADM 8/27	03	300	1610	9600	000000	000	365.00
064140	0001	08/28/2013	A	Boys Soccer Adm 8/27	03	300	1610	9600	000000	000	529.00
064175	0001	08/30/2013	A	Fr Girls' VB Adm 8/28	03	300	1610	9600	000000	000	65.00
064176	0001	08/30/2013	A	JV/Var VB Adm 8/29	03	300	1610	9600	000000	000	190.00
064177	0001	08/30/2013	A	FR Football Adm 8/29	03	300	1610	9600	000000	000	336.00
RCPT CODE SUB-TOTAL:											4,362.00
064045	0001	08/01/2013	A	Fall Sports Ad Sales	03	300	1620	9600	000000	000	195.00
064046	0001	08/01/2013	A	Fall Patron Mailings	03	300	1620	9600	000000	000	255.00
064051	0001	08/05/2013	A	Fall Patron Mailings	03	300	1620	9600	000000	000	275.00
064052	0001	08/05/2013	A	Fall Program Ad Sales	03	300	1620	9600	000000	000	325.00
064053	0001	08/05/2013	A	Fall Patrons/Program Ads	03	300	1620	9600	000000	000	350.00
064054	0001	08/05/2013	A	Fall Patrons/Program Ads	03	300	1620	9600	000000	000	1,200.00
064059	0001	08/08/2013	A	Fall Patron/Program Ad sales	03	300	1620	9600	000000	000	140.00
064060	0001	08/08/2013	A	Fall Patron/Program Ad sales	03	300	1620	9600	000000	000	320.00
064061	0001	08/08/2013	A	Fall Patron/Program Ad sales	03	300	1620	9600	000000	000	650.00
064071	0001	08/13/2013	A	Program Ad Sales	03	300	1620	9600	000000	000	640.00
RCPT CODE SUB-TOTAL:											4,350.00
064049	0001	08/05/2013	A	Girls Golf Inv Entry Fee-Perki	03	300	1630	9600	000000	000	165.00
064057	0001	08/08/2013	A	Cheer Team Fee - Boyd	03	300	1630	9600	000000	000	30.00
064058	0001	08/08/2013	A	Track Invit Entry Fee - Hudson	03	300	1630	9600	000000	000	170.00
064062	0001	08/08/2013	A	Football Camp Fees	03	300	1630	9600	000000	000	2,325.00
064063	0001	08/08/2013	A	Football Camp Fees	03	300	1630	9600	000000	000	4,275.00
RCPT CODE SUB-TOTAL:											6,965.00
064044	0001	08/01/2013	A	Cheer Uniform - Estill	03	300	1690	9600	000000	000	50.00
064050	0001	08/05/2013	A	OHSAA Tourn Revenue	03	300	1690	9600	000000	000	280.63
064072	0001	08/13/2013	A	Tourn Acct Reimbursement	03	300	1690	9600	000000	000	1,405.93
064074	0001	08/14/2013	A	Returned NSF Check - J.S.	03	300	1690	9600	000000	000	100.00
064076	0001	08/20/2013	A	2013 Patron Mailing	03	300	1690	9600	000000	000	25.00
064079	0001	08/20/2013	A	Ad Campaign - Blackstone	03	300	1690	9600	000000	000	1,250.00
064080	0001	08/20/2013	A	Patron/Season Tickets	03	300	1690	9600	000000	000	1,275.00
064081	0001	08/20/2013	A	Program Ad Sales	03	300	1690	9600	000000	000	3,745.00

STATUS (STS) CODES:

A-RECEIPT B-REFUND OF RECEIPT V-VOID REFUND OF RECEIPT X-REDUCTION OF EXPENDITURE  
 C-APPROPRIATION OR BUDGET MODIFICATIONS D-EXPENSE/SUPPLIES DISTRIBUTION F-FUND TO FUND TRANSFER



DATE: 09/04/2013  
 TIME: 17:10

LEXINGTON LOCAL SCHOOLS  
 TRANS. BY FUND/RCPT, ALL FUNDS  
 DATES 08/01/2013 THRU 08/31/2013  
 SORTED BY TRANSACTION DATE

PAGE: 11  
 (RECLED)

TRANS NO	ITEM NO	TRANS DATE	STS	DESCRIPTION OR SOURCE	TI	FUND	RCPT	SPCC	SUBJ	OPU	TRANS AMOUNT
064095	0001	08/22/2013	A	Program Ad Sales	03	300	1690	9600	000000	000	195.00
064096	0001	08/22/2013	A	Patron Mailings	03	300	1690	9600	000000	000	390.00
064102	0001	08/22/2013	A	Program Ad Sales	03	300	1690	9600	000000	000	1,120.00
064106	0001	08/22/2013	A	Fall Tourn Entry Fee	03	300	1690	9600	000000	000	3,125.00
064120	0001	08/23/2013	A	Patron Mail/Ad Sales	03	300	1690	9600	000000	000	1,045.00
064143	0001	08/26/2013	A	CC Invit T-Shirts	03	300	1690	9600	000000	000	2,220.00
064137	0001	08/28/2013	A	Lebanon CC Entry Fee	03	300	1690	9600	000000	000	240.00
064142	0001	08/28/2013	A	Patron/Ad Sales	03	300	1690	9600	000000	000	1,235.00
064149	0001	08/29/2013	A	Program AD Sales	03	300	1690	9600	000000	000	300.00
064150	0001	08/29/2013	A	Program AD Sales	03	300	1690	9600	000000	000	390.00
064159	0001	08/29/2013	A	Program Ad Sales	03	300	1690	9600	000000	000	195.00
064161	0001	08/29/2013	A	Program AD Sales	03	300	1690	9600	000000	000	725.00
064163	0001	08/29/2013	A	Used Wrestling Mat	03	300	1690	9600	000000	000	1,500.00
RCPT CODE SUB-TOTAL:											20,611.56
FUND CODE SUB-TOTAL:											36,288.56
064114	0001	08/19/2013	A	IDEA-B Revenue	03	516	4220	9013	000000	000	7,446.90
RCPT CODE SUB-TOTAL:											7,446.90
FUND CODE SUB-TOTAL:											7,446.90
064115	0001	08/20/2013	A	Title I Revenue	03	572	4220	9013	000000	000	15,441.24
RCPT CODE SUB-TOTAL:											15,441.24
FUND CODE SUB-TOTAL:											15,441.24
GRAND TOTAL:											3,216,591.08

STATUS (STS) CODES:

A-RECEIPT B-REFUND OF RECEIPT V-VOID REFUND OF RECEIPT X-REDUCTION OF EXPENDITURE  
 C-APPROPRIATION OR BUDGET MODIFICATIONS D-EXPENSE/SUPPLIES DISTRIBUTION F-FUND TO FUND TRANSFER