

LEXINGTON LOCAL SCHOOLS



FINANCIAL REPORT
FOR THE PERIOD ENDING
APRIL 30, 2023

PREPARED BY
JASON WHITESEL, TREASURER/CFO

Gross Depository Balances:

Richland Bank MMA 5719	\$5,094,140.02
Richland Bank Sweep Acct 3520	\$1,428,895.71
Richland Bank General Acct 0580	\$300,191.00
Richland Bank Anthem Sweep 3523	\$681,286.16
Richland Bank EE Benefits 3180	\$0.00
Richland Bank Payroll Acct 9780	\$24,557.46
Richland Bank Athletic Acct 3280	\$3,485.00

Total Depository Balances (Gross) \$7,532,555.35

Adjustments to Bank Balance:

Cash in Transit to Bank	\$1,014,207.25
Outstanding Checks	(\$155,954.33)
Adjustments:	
Outstanding Vision Adjustment	(\$4.04)
Municipal Income Tax Deduction	(\$749.51)

Total Adjustments to Bank Balance \$857,499.37

Investments:

Treasury Bonds and Notes	\$3,904,031.74
Certificate of Deposits	\$2,394,000.00
Other Securities	\$0.00
Other Investments:	
Richland Bank MMA 5750	\$120,739.18
Richland Bank MMA R252	\$1,123,245.65

Total Investments \$7,542,016.57

Cash on Hand:

Petty Cash:	
Treasurer's Office	\$100.00
High School	\$50.00
Junior High School	\$50.00
Eastern, Central, Western	\$200.00
Change Cash:	
Athletic Change	\$3,000.00
Cafeteria Change	\$276.00
Junior High School Change	\$100.00
Central Change	\$100.00
Cash with Fiscal Agent	\$0.00

Total Cash on Hand \$3,876.00

Total Balances \$15,935,947.29

Total Fund Balance \$15,935,947.29

April 01, 2023 through April 30, 2023

Account Name : Lexington Local SD Managing Agency

Account No : 5750

Summary Of Investment Holdings

Shares or Par Value	Investment Category		Avg Unit Cost	Cost Basis	Unit Price	Market Value	Estimated Ann Inc	Current Yield
<u>Money Markets - Taxable</u>								
120,739.18	Northern Instl Government Select Portfolio		1.00	120,739.18	1.00	120,739.18	5,723.04	4.74%
Totals				120,739.18		120,739.18	5,723.04	4.74%
<u>Marketable CDs</u>								
200,000	Capital One Natl Assn Va	0.500%	11/24/2023	100.00	200,000.00	97.55	1,000.00	0.51%
200,000	Luana Savings Bank	0.200%	12/29/2023	100.00	200,000.00	96.90	400.00	0.21%
100,000	Border State Bank	1.100%	03/27/2024	100.00	100,000.00	96.63	1,100.00	1.14%
200,000	Jpmorgan Chase Bk N A	4.700%	04/30/2024	100.00	200,000.00	99.83	9,400.00	4.71%
248,000	Live Oak Banking Company	1.250%	09/13/2024	100.00	248,000.00	95.13	3,100.00	1.31%
200,000	Industrial & Com Bank 0.3	0.350%	02/11/2025	100.00	200,000.00	92.17	700.00	0.38%
150,000	Barclays Bk Del	2.950%	05/12/2025	100.00	150,000.00	96.08	4,425.00	3.07%
248,000	Goldman Sachs Bk USA	0.800%	08/18/2025	100.00	248,000.00	90.97	1,984.00	0.88%
200,000	First Ctzns Bk & Tr Co Rale	4.700%	10/28/2025	100.00	200,000.00	99.36	9,400.00	4.73%
200,000	Morgan Stanley Private Bk N	4.050%	09/30/2026	100.00	200,000.00	96.62	8,100.00	4.19%
200,000	Morgan Stanley Bk N A	4.850%	10/30/2026	100.00	200,000.00	100.03	9,700.00	4.85%
248,000	Somerset Tr Co Pa	4.350%	01/13/2027	100.00	248,000.00	98.23	10,788.00	4.43%
Totals				2,394,000.00		2,310,801.48	60,097.00	2.60%
<u>U.S. Treasury Bills</u>								
300,000	United States Treas Bills		02/22/2024	95.15	285,455.17	96.27	13,596.54	4.71%
Totals				285,455.17		288,796.50	13,596.54	4.71%
<u>U.S. Treasury Bds/Nts</u>								
300,000	United States Treas Nts	3.250%	06/30/2027	98.00	294,000.00	98.52	9,750.00	3.30%
Totals				294,000.00		295,546.88	9,750.00	3.30%
<u>U.S. Govt Agv-Exempt State</u>								
200,000	Federal Home Loan Banks	1.650%	12/28/2023	100.00	200,000.00	97.70	3,300.00	1.69%
200,000	Federal Home Loan Banks	0.220%	05/24/2024	100.00	200,000.00	94.96	440.00	0.23%

April 01, 2023 through April 30, 2023

Account Name : Lexington Local SD Managing Agency

Account No : 5750

Summary Of Investment Holdings

Shares or Par Value	Investment Category			Avg Unit Cost	Cost Basis	Unit Price	Market Value	Estimated Ann Inc	Current Yield
200,000	Federal Home Loan Banks	1.000%	07/19/2024	100.00	200,000.00	95.26	190,529.84	2,000.00	1.05%
200,000	Federal Farm Cr Bks	0.430%	10/15/2024	100.00	200,000.00	93.88	187,761.30	860.00	0.46%
250,000	Federal Home Loan Banks	2.000%	12/17/2024	100.09	250,228.87	95.82	239,559.35	5,000.00	2.09%
200,000	Federal Home Loan Banks	0.500%	09/10/2025	100.00	200,000.00	91.60	183,204.70	1,000.00	0.55%
200,000	Federal Home Loan Banks	0.500%	11/12/2025	100.00	200,000.00	91.20	182,394.42	1,000.00	0.55%
200,000	Federal Home Loan Banks	1.000%	03/30/2026	100.00	200,000.00	91.21	182,412.77	2,000.00	1.10%
200,000	Federal Farm Cr Bks	4.400%	06/22/2026	100.27	200,532.19	98.27	196,545.15	8,800.00	4.48%
300,000	Federal Home Loan Banks	1.125%	09/29/2026	100.09	300,265.51	90.32	270,972.27	3,375.00	1.25%
250,000	Federal Home Loan Banks	1.300%	11/24/2026	99.88	249,687.50	90.24	225,601.74	3,250.00	1.44%
Totals					2,400,714.07		2,244,294.51	31,025.00	1.38%
<u>U.S. Govt Agy-Non-Ex St-Int Only</u>									
200,000	Federal Home Ln Mtg Corp	3.200%	05/16/2025	100.00	200,000.00	97.22	194,446.96	6,400.00	3.29%
225,000	Federal Natl Mtg Assn	0.650%	07/30/2025	99.95	224,887.50	92.23	207,524.14	1,462.50	0.70%
300,000	Federal Farm Cr Bks	5.300%	10/19/2026	99.73	299,175.00	99.33	297,995.54	15,900.00	5.34%
200,000	Federal Home Ln Mtg Corp	5.000%	09/30/2027	99.90	199,800.00	98.81	197,613.10	10,000.00	5.06%
Totals					923,862.50		897,579.74	33,762.50	3.76%
Total Investments					6,418,770.92		6,157,758.29	153,954.08	2.50%
Plus Net Cash							0.00		
Total Market Value							6,157,758.29		

Gain or Loss amounts and transactions, as shown, may not reflect the amount to be used for income tax purposes.

April 01, 2023 through April 30, 2023

Account Name : Lexington Local SD Bond Acct Man Agcy

Account No : R252

Summary Of Investment Holdings

Shares or Par Value	Investment Category	Avg Unit Cost	Cost Basis	Unit Price	Market Value	Estimated Current Ann Inc	Current Yield
Money Markets - Taxable							
1,123,245.65	Northern Instl Government Select Portfolio	1.00	1,123,245.65	1.00	1,123,245.65	53,241.84	4.74%
Totals			1,123,245.65		1,123,245.65	53,241.84	4.74%
Total Investments			1,123,245.65		1,123,245.65	53,241.84	4.74%
Plus Net Cash					0.00		
Total Market Value					1,123,245.65		

Gain or Loss amounts and transactions, as shown, may not reflect the amount to be used for income tax purposes.

LEXINGTON LOCAL SCHOOLS
INVESTMENT REPORT FOR THE MONTH ENDING
APRIL 30, 2023

INTEREST EARNED:	THIS MONTH	FISCAL YEAR TO DATE
Richland Bank, General Sweep	\$8,380.14	\$26,226.60
Richland Bank, General MMA	\$3,453.36	\$44,671.07
Richland Bank, Anthem Sweep	\$1,191.18	\$7,263.82
Star Ohio	\$0.00	\$0.00
CDs, Bonds, and other investments	\$14,381.53	\$78,437.56
TOTAL INTEREST RECEIVED	\$27,406.21	\$156,599.05

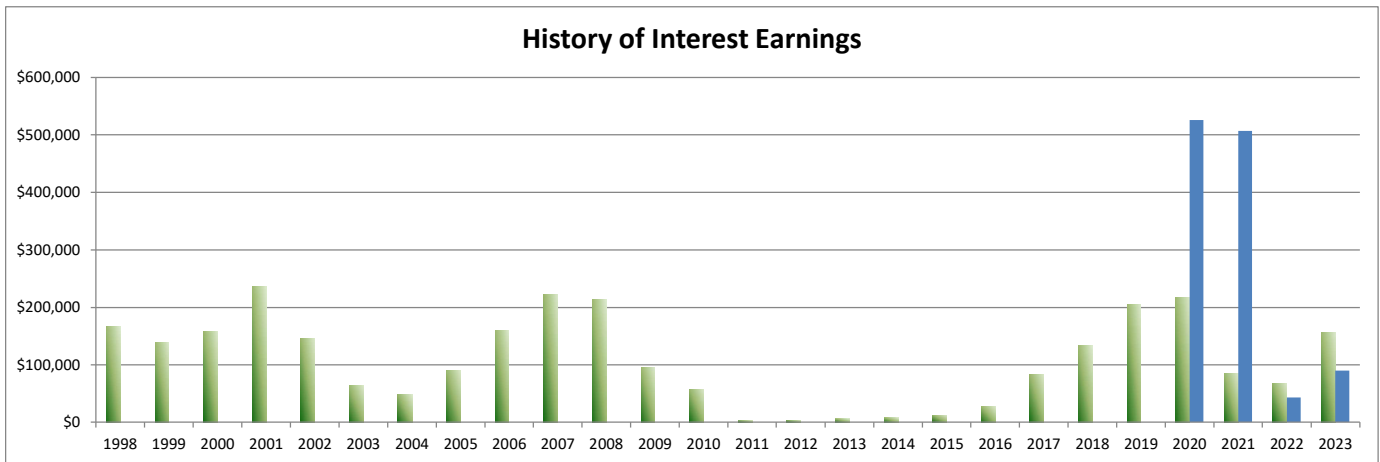
INTEREST EARNED (LEX BOND ACCT)	THIS MONTH	FISCAL YEAR TO DATE
Richland Bank, General Sweep	\$0.00	\$0.00
Richland Bank, General MMA	\$0.00	\$0.00
Richland Bank, Anthem Sweep	\$0.00	\$0.00
Star Ohio	\$0.00	\$0.00
CDs, Bonds, and other investments	\$1,517.42	\$90,076.30
TOTAL INTEREST RECEIVED	\$1,517.42	\$90,076.30

History of Interest Earnings	Fiscal Year	Interest Earnings
	1998	\$ 167,057.52
	1999	\$ 138,113.69
	2000	\$ 157,991.72
	2001	\$ 236,839.79
	2002	\$ 146,052.34
	2003	\$ 63,712.36
	2004	\$ 47,970.95
	2005	\$ 90,719.94
	2006	\$ 158,724.51
	2007	\$ 221,998.86
	2008	\$ 213,660.34
	2009	\$ 95,639.63
	2010	\$ 56,860.22
	2011	\$ 3,001.78
	2012	\$ 3,090.00
	2013	\$ 5,758.97
	2014	\$ 8,349.92
	2015	\$ 11,765.22
	2016	\$ 28,300.22
	2017	\$ 83,194.26
	2018	\$ 133,582.49
	2019	\$ 205,588.68
	2020	\$ 218,228.66
	2021	\$ 85,117.81
	2022	\$ 67,902.15
FISCAL Year To Date	2023	\$156,599.05

Lex Bond Acct Interest Earnings	Fiscal Year	Interest Earnings
	2020	\$526,044.24
	2021	\$507,134.12
	2022	\$43,256.67
FISCAL Year To Date	2023	\$90,076.30

Total Interest Earnings Lex Bond Acct to Date \$1,166,511.33

Total Interest Earnings 1998 to Present \$ 2,805,821.08



Reporting Period: April 2023 (FY 2023)

5/2/23 11:01 AM

As Of Period: 04/30/2023

LEXINGTON LOCAL SCHOOLS Cash Summary Report

Full Account Code	Description	Initial Cash	MTD Received	FYTD Received	MTD Expended	FYTD Expended	Fund Balance
001-0000	GENERAL FUND	\$ 10,270,343.42	\$ 7,736,099.54	\$ 21,893,348.32	\$ 2,228,115.34	\$ 21,336,607.22	\$ 10,827,084.52
001-9412	GENERAL BUDGET RESERVE SET- ASIDE-1%/BWC	87,928.97	0.00	0.00	0.00	0.00	87,928.97
002-0000	BOND RETIREMENT FUND	1,539,710.73	1,864,661.85	3,436,841.15	36,506.11	3,131,468.34	1,845,083.54
003-0000	PERMANENT IMPROVEMENT FUND	157,326.37	368,989.55	715,591.64	58,131.20	763,726.94	109,191.07
004-0000	LFI BUILDING FUND	3,783,948.86	556.94	32,135.21	0.00	3,427,310.08	388,773.99
006-0000	FOOD SERVICE FUND	335,154.02	168,887.06	807,591.97	92,625.93	752,741.07	390,004.92
007-9100	LEXINGTON MINUTEMEN ACADEMIC SCHOLARSHIP FUND	135,500.02	2,751.04	14,106.87	0.00	13,150.00	136,456.89
010-0000	CLASSROOM FACILITIES CONSTRUCTION FUND	8,914,173.95	960.48	57,941.09	64,000.00	8,301,643.38	670,471.66
018-9100	HIGH SCHOOL PRINCIPAL'S FUND	0.00	1,032.55	4,878.83	(2.17)	4,970.88	(92.05)
018-9101	HIGH SCHOOL FLOWER FUND	0.61	0.00	0.00	35.00	69.00	(68.39)
018-9200	JUNIOR HIGH PRINCIPAL'S FUND	7,955.81	0.00	(204.42)	0.00	1,027.50	6,723.89
018-9300	EASTERN PRINCIPAL'S FUND	2,492.63	32.00	5,012.87	1,673.50	3,235.15	4,270.35
018-9301	EASTERN ELEMENTARY BOOKFAIR/BOXTOPS FUND	3,616.00	0.00	0.00	0.00	186.83	3,429.17
018-9302	EASTERN ELEMENTARY MATH	1,036.52	0.00	0.00	0.00	0.00	1,036.52
018-9303	EASTERN RUN CLUB	379.86	0.00	1,060.00	0.00	970.13	469.73
018-9400	CENTRAL PRINCIPAL'S FUND	6,831.69	6.00	2,408.95	0.00	1,258.55	7,982.09
018-9401	CENTRAL ELEMENTARY BOOKFAIR FUND	4,379.76	34.00	3,219.47	0.00	1,189.41	6,409.82
018-9402	CENTRAL ELEMENTARY ART	1,941.37	0.00	0.00	0.00	41.60	1,899.77
018-9500	WESTERN PRINCIPAL'S FUND	19,405.20	0.00	3,370.70	0.00	3,343.39	19,432.51
018-9501	WESTERN ELEMENTARY BOOKFAIR/BOXTOPS FUND	4,405.06	0.00	4,178.46	580.05	4,623.56	3,959.96
018-9503	WESTERN ELEMENTARY ART	1,986.42	0.00	0.00	0.00	1,174.12	812.30
018-9901	JUNIOR HIGH TEACHER ADVISORY FUND	109.25	0.00	0.00	0.00	13.95	95.30
019-9001	ACADEMIC BOOSTERS GRANTS	769.07	0.00	0.00	0.00	0.00	769.07
019-9121	CENTRAL ELEMENTARY PTO GRANTS	1,845.70	6.46	75.07	0.00	0.00	1,920.77
019-9122	EASTERN ELEMENTARY PTO GRANTS	2,495.94	6.47	1,075.07	0.00	0.00	3,571.01
019-9123	WESTERN ELEMENTARY PTO GRANTS	3,233.76	6.47	2,075.05	0.00	0.00	5,308.81
019-9200	RICHLAND COUNTY FOUNDATION GRANT PLAYGROUND	200.00	0.00	0.00	0.00	0.00	200.00
019-9226	RICH CO FOUND GRANT-SCIENCE ENRICH FIELD TRIP	344.55	0.00	0.00	0.00	253.00	91.55
019-9227	RICH CO FOUND GRANT-CAREER BOOKS AND ACTIVITIES	0.00	0.00	532.00	0.00	532.00	0.00
019-9228	RICH CO FOUND GRANT-SOCIAL STUDIES MAKERSPACE	0.00	0.00	1,490.34	0.00	1,472.82	17.52
019-9301	RICH CO FOUND/SECO ROBOTICS GRANT (HEIMANN)	31.72	0.00	0.00	0.00	0.00	31.72
019-9302	RICH CO RETIRED TEACHERS ASSOC	150.00	0.00	0.00	0.00	0.00	150.00
019-9304	RICHLAND CO RETIRED TEACHERS -	200.00	0.00	0.00	0.00	0.00	200.00

Reporting Period: April 2023 (FY 2023)

5/2/23 11:01 AM

As Of Period: 04/30/2023

LEXINGTON LOCAL SCHOOLS Cash Summary Report

Full Account Code	Description	Initial Cash	MTD Received	FYTD Received	MTD Expended	FYTD Expended	Fund Balance
	HS ENGLISH						
019-9305	OTHER GRANT	\$ 0.00	\$ 0.00	\$ 500.00	\$ 250.85	\$ 525.68	\$ (25.68)
022-9601	OHSAA TOURNAMENT AGENCY FUND	15,697.03	0.00	(10,387.25)	0.00	5,309.78	0.00
024-0000	EMPLOYEE BENEFITS FUND FOR MEDICAL/DENTAL	602,251.69	476,287.67	4,544,734.93	446,481.29	4,515,048.57	631,938.05
034-0000	OFCC PROJECT MAINTENANCE FUND	466,338.41	101,221.45	186,855.93	1,980.53	55,305.87	597,888.47
200-9101	HIGH SCHOOL ART CLUB	372.46	0.00	0.00	0.00	0.00	372.46
200-9102	HIGH SCHOOL DRAMA CLUB	24,795.32	5,492.93	10,758.93	241.92	3,871.20	31,683.05
200-9103	HIGH SCHOOL MATH CLUB	52.70	0.00	0.00	0.00	0.00	52.70
200-9104	HIGH SCHOOL LEADERSHIP COUNCIL	681.50	0.00	0.00	0.00	0.00	681.50
200-9105	HIGH SCHOOL FRENCH CLUB	364.75	0.00	105.00	0.00	0.00	469.75
200-9107	HIGH SCHOOL SPANISH CLUB	688.50	0.00	0.00	0.00	0.00	688.50
200-9108	HIGH SCHOOL LEO CLUB	1,952.01	0.00	417.45	56.99	133.06	2,236.40
200-9114	HIGH SCHOOL STUDENT COUNCIL FUND	3,541.88	0.00	6,479.00	0.00	3,133.20	6,887.68
200-9115	HIGH SCHOOL KEY CLUB	1,789.17	0.00	891.00	0.00	1,152.12	1,528.05
200-9116	HIGH SCHOOL CHESS CLUB	321.00	0.00	0.00	0.00	0.00	321.00
200-9119	HIGH SCHOOL YEARBOOK FUND	48,496.71	780.00	8,353.00	0.00	15,254.95	41,594.76
200-9120	HIGH SCHOOL JOURNALISM FUND	505.44	0.00	0.00	0.00	0.00	505.44
200-9121	HIGH SCHOOL NATIONAL HONOR SOCIETY	0.00	0.00	5,600.00	809.00	4,504.50	1,095.50
200-9201	JUNIOR HIGH ART CLUB	647.48	0.00	277.18	0.00	500.00	424.66
200-9204	JUNIOR HIGH STUDENT COUNCIL FUND	1,346.98	0.00	1,266.00	0.00	812.46	1,800.52
200-9205	JUNIOR HIGH LIBRARY CLUB	77.65	0.00	0.00	0.00	0.00	77.65
200-9301	EASTERN ELEMENTARY STUDENT ACTIVITY FUND	1,281.57	0.00	3,476.77	0.00	3,059.71	1,698.63
200-9302	EASTERN ELEMENTARY ROBOTICS FUND	575.16	0.00	0.00	0.00	0.00	575.16
200-9611	HIGH SCHOOL INFORMED TEENS FUND	903.63	0.00	0.00	0.00	0.00	903.63
200-9612	JUNIOR HIGH INFORMED TEENS FUND	1,053.92	623.92	639.22	0.00	0.00	1,693.14
300-9115	JAZZ BAND	1,512.61	0.00	0.00	0.00	754.99	757.62
300-9116	CHOIR	1,284.95	0.00	0.00	0.00	0.00	1,284.95
300-9206	JUNIOR HIGH PHYS ED DEPARTMENT FUND	3,045.75	0.00	246.00	0.00	0.00	3,291.75
300-9210	JR HIGH INSTRUMENTAL	41.03	0.00	0.00	0.00	0.00	41.03
300-9600	ATHLETIC FUND	9,232.36	10,403.30	235,692.05	13,899.41	217,948.36	26,976.05
300-9601	ATHLETIC CAPITAL FUND	81,136.66	0.00	24,500.00	0.00	0.00	105,636.66
300-9602	ORCHESTRA	63.22	0.00	0.00	0.00	0.00	63.22
300-9603	ELEMENTARY MUSIC	1,572.09	0.00	0.00	0.00	0.00	1,572.09
300-9605	BAND	232.95	0.00	0.00	0.00	0.00	232.95
451-9023	DATA COMMUNICATION FUND	0.00	0.00	9,000.00	0.00	9,000.00	0.00

Reporting Period: April 2023 (FY 2023)

5/2/23 11:01 AM

As Of Period: 04/30/2023

LEXINGTON LOCAL SCHOOLS
Cash Summary Report

Full Account Code	Description	Initial Cash	MTD Received	FYTD Received	MTD Expended	FYTD Expended	Fund Balance
499-9023	MISCELLANEOUS STATE GRANT FUND	\$ 0.00	\$ 0.00	\$ 12,497.09	\$ 0.00	\$ 2,709.00	\$ 9,788.09
499-9121	SCHOOL BUS PURCHASE PROGRAM	0.00	0.00	135,000.00	0.00	135,000.00	0.00
507-9022	ESSER ARP FUNDING	(80,743.35)	27,155.47	880,180.81	60,672.37	843,256.94	(43,819.48)
507-9921	ESSER II FUNDING	0.00	0.00	25,447.15	0.00	25,447.15	0.00
516-9022	IDEA-B SPECIAL EDUCATION FY22	(113,767.74)	0.00	117,767.30	0.00	3,999.56	0.00
516-9023	IDEA PART B GRANTS	0.00	65,980.35	526,768.57	75,152.73	551,718.84	(24,950.27)
516-9922	IDEA PART B GRANTS	(5,510.87)	0.00	5,510.87	0.00	0.00	0.00
572-9021	TITLE I FY21	0.00	0.00	0.00	0.00	0.00	0.00
572-9022	TITLE I FY22	(37,107.86)	0.00	43,774.96	0.00	6,667.10	0.00
572-9023	TITLE I DISADVANTAGED CHILDREN	0.00	17,307.53	242,061.99	13,500.86	253,762.48	(11,700.49)
572-9922	TITLE I DISADVANTAGED CHILDREN	0.00	0.00	7,000.00	0.00	7,000.00	0.00
572-9923	TITLE I DISADVANTAGED CHILDREN	0.00	0.00	1,783.65	0.00	1,783.65	0.00
584-9023	TITLE IV, PART A, STUDENT SUPPORT AND ACADEMIC ENRICHMENT PROGRAMS	0.00	120.48	26,275.00	0.00	26,275.00	0.00
587-9023	IDEA PRESCHOOL-HANDICAPPED	0.00	0.00	8,065.13	0.00	8,065.13	0.00
587-9922	IDEA PRESCHOOL-HANDICAPPED	(2,313.40)	0.00	2,313.40	0.00	0.00	0.00
590-9023	IMPROVING TEACHER QUALITY	0.00	1,278.32	55,315.52	(4,040.48)	59,497.24	(4,181.72)
599-9023	MISCELLANEOUS FED. GRANT FUND	0.00	0.00	47,992.94	0.00	25,746.10	22,246.84
Grand Total		\$ 26,320,310.62	\$ 10,850,681.83	\$ 34,153,888.23	\$ 3,090,670.43	\$ 44,538,251.56	\$ 15,935,947.29

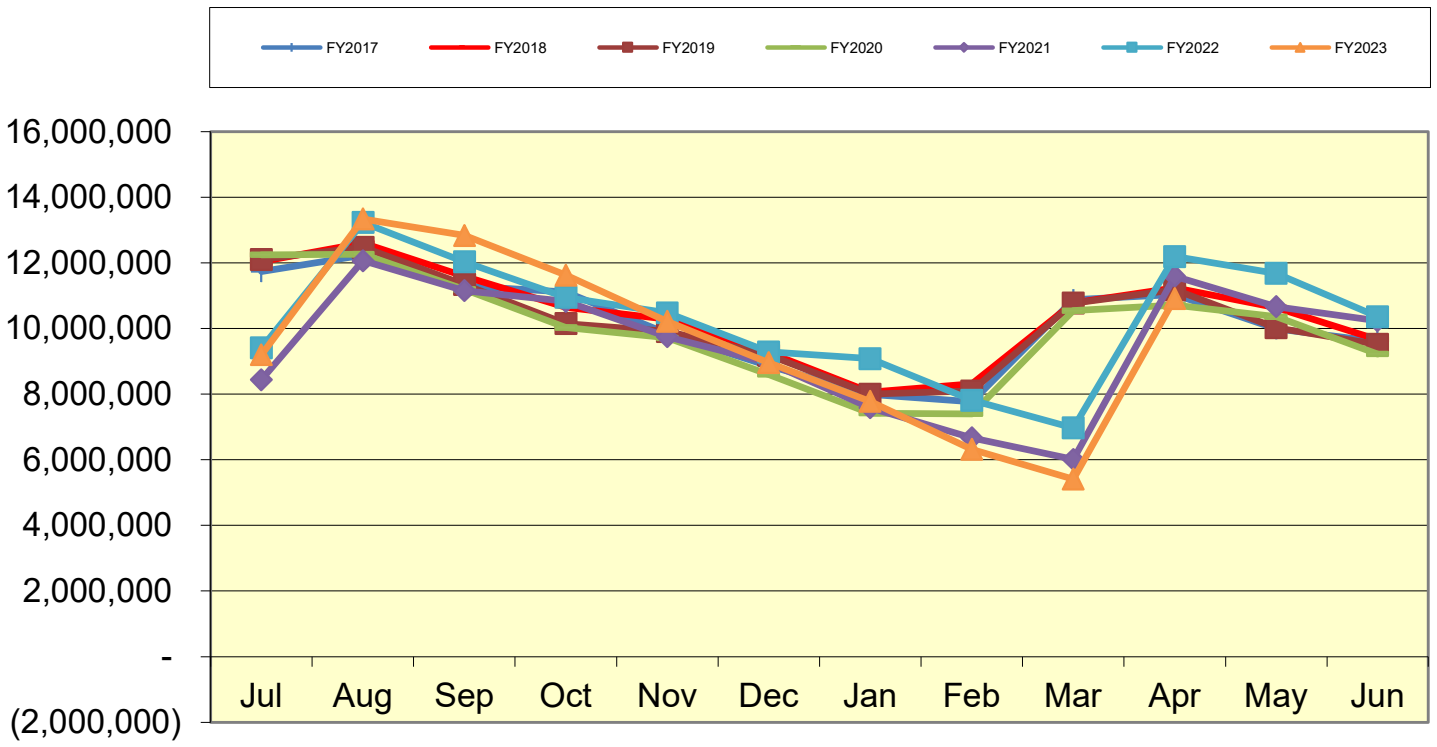
LEXINGTON LOCAL SCHOOLS Spending Plan Summary

ODE Line Number	Monthly Estimate	Monthly Actual	Monthly Difference	FYTD Estimate	FYTD Actual	FYTD Difference
01.010 General Property (Real Estate)	\$ 6,482,437.00	\$ 6,483,840.18	\$ 1,403.18	\$ 11,693,638.00	\$ 11,723,318.09	\$ 29,680.09
01.020 Tangible Personal Property Tax	416,546.00	446,427.98	29,881.98	928,801.00	957,426.17	28,625.17
01.030 Income Tax	0.00	0.00	0.00	0.00	0.00	0.00
01.035 Unrestricted Grants-in-Aid	712,000.00	712,536.47	536.47	7,204,643.00	7,329,504.78	124,861.78
01.040 Restricted Grants-in-Aid	47,000.00	39,962.67	(7,037.33)	435,856.00	399,983.35	(35,872.65)
01.045 Restricted Federal Grants-in-Aid - SFSF	0.00	0.00	0.00	0.00	0.00	0.00
01.050 Property Tax Allocation	46,000.00	46,535.56	535.56	929,036.00	929,628.48	592.48
01.060 All Other Operating Revenue	85,259.00	6,796.68	(78,462.32)	593,286.00	531,234.86	(62,051.14)
01.070 Total Revenue	7,789,242.00	7,736,099.54	(53,142.46)	21,785,260.00	21,871,095.73	85,835.73
02.010 Proceeds from Sale of Notes	0.00	0.00	0.00	0.00	0.00	0.00
02.020 State Emergency Loans & Advancements (Approved)	0.00	0.00	0.00	0.00	0.00	0.00
02.040 Operating Transfers-In	0.00	0.00	0.00	0.00	0.00	0.00
02.050 Advances-In	0.00	0.00	0.00	0.00	0.00	0.00
02.060 All Other Financial Sources	0.00	0.00	0.00	14,802.00	22,252.59	7,450.59
02.070 Total Other Financing Sources	0.00	0.00	0.00	14,802.00	22,252.59	7,450.59
02.080 Total Revenues and Other Financing Sources	7,789,242.00	7,736,099.54	(53,142.46)	21,800,062.00	21,893,348.32	93,286.32
03.010 Personal Services	1,200,000.00	1,215,450.51	15,450.51	11,926,979.00	12,090,960.36	163,981.36
03.020 Employees' Retirement/Insurance Benefits	575,000.00	608,220.86	33,220.86	5,795,330.00	5,819,971.68	24,641.68
03.030 Purchased Services	255,000.00	201,368.39	(53,631.61)	2,048,298.00	2,160,986.54	112,688.54
03.040 Supplies and Materials	20,000.00	50,598.48	30,598.48	706,034.00	871,224.53	165,190.53
03.050 Capital Outlay	5,000.00	1,142.00	(3,858.00)	43,601.00	64,673.51	21,072.51
03.060 Intergovernmental	0.00	0.00	0.00	0.00	0.00	0.00
04.010 Debt Service: All Principal (Historical)	0.00	0.00	0.00	0.00	0.00	0.00
04.020 Debt Service: Principal-Notes	0.00	0.00	0.00	0.00	0.00	0.00
04.030 Debt Service: Principal - State Loans	0.00	0.00	0.00	0.00	0.00	0.00
04.040 Debt Service: Principal - State Advancements	0.00	0.00	0.00	0.00	0.00	0.00
04.050 Debt Service: Principal - HB 264 Loans	0.00	0.00	0.00	0.00	0.00	0.00
04.055 Debt Service: Principal - Other	0.00	0.00	0.00	0.00	0.00	0.00
04.060 Debt Service: Interest and Fiscal Charges	0.00	0.00	0.00	0.00	0.00	0.00
04.300 Other Objects	141,000.00	151,335.10	10,335.10	313,123.00	328,790.60	15,667.60
04.500 Total Expenditures	2,196,000.00	2,228,115.34	32,115.34	20,833,365.00	21,336,607.22	503,242.22
05.010 Operational Transfers - Out	0.00	0.00	0.00	0.00	0.00	0.00
05.020 Advances - Out	0.00	0.00	0.00	0.00	0.00	0.00
05.030 All Other Financing Uses	0.00	0.00	0.00	0.00	0.00	0.00
05.040 Total Other Financing Uses	0.00	0.00	0.00	0.00	0.00	0.00
05.050 Total Expenditure and Other Financing Uses	2,196,000.00	2,228,115.34	32,115.34	20,833,365.00	21,336,607.22	503,242.22
06.010 Excess Rev & Oth Financing Sources over(under) Exp & Oth F	5,593,242.00	5,507,984.20	(85,257.80)	966,697.00	556,741.10	(409,955.90)
07.010 Cash Balance-July1 -Excluding Proposed Renew/Replace & New	0.00	5,407,029.29	5,407,029.29	10,358,272.00	10,358,272.39	0.39
07.020 Cash Balance June 30	5,593,242.00	10,915,013.49	5,321,771.49	11,324,969.00	10,915,013.49	(409,955.51)
08.010 Estimated Encumbrances June 30	(200,000.00)	1,532,176.94	1,732,176.94	1,000,000.00	1,532,176.94	532,176.94

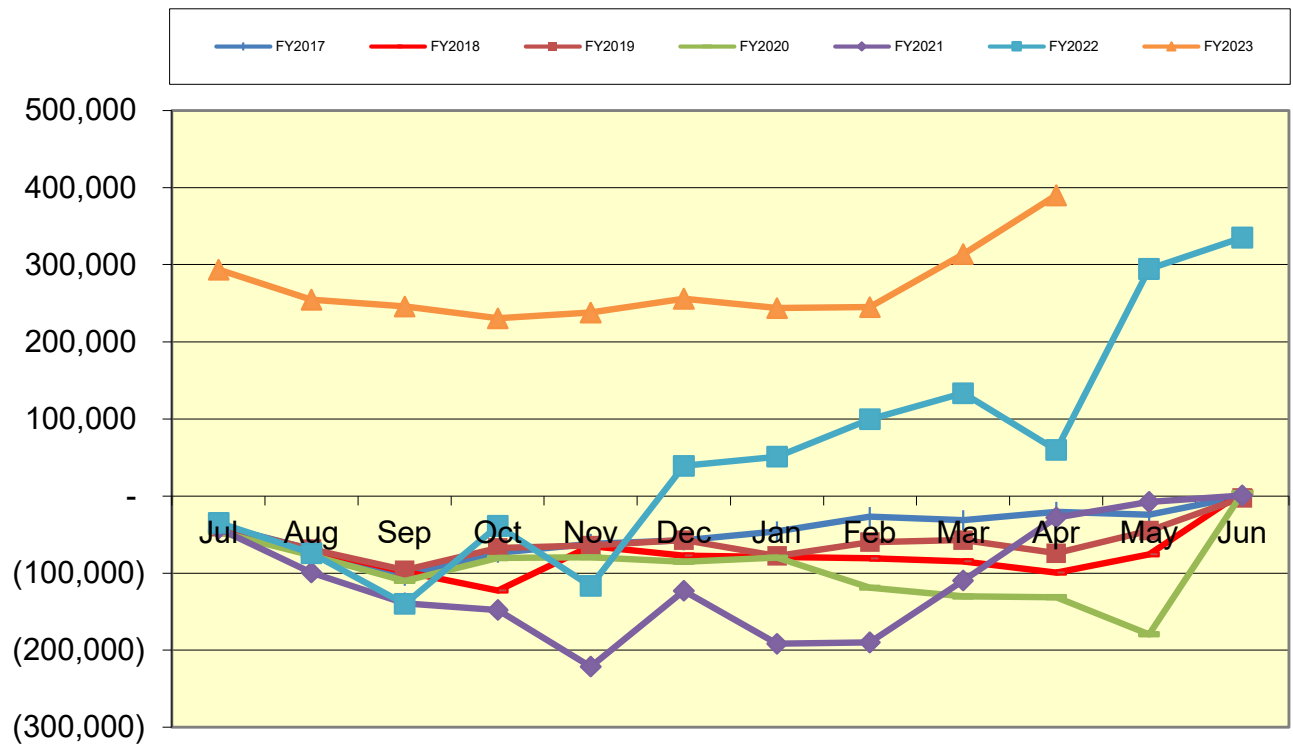
**LEXINGTON LOCAL SCHOOL DISTRICT
GENERAL FUND ONLY 2022-2023
SUMMARY OF RECEIPTS AND EXPENDITURES - FIVE YEAR FORECAST FORMAT**

LINE 7.010	BEGINNING CASH BALANCE		\$ 10,358,272		
	4/30/2023	FISCAL YEAR TO DATE Estimate	FISCAL YEAR TO DATE Actual	VARIANCE Estimate vs. Actual	PERCENT of VARIANCE
REVENUES					
LINE 1.010	Real Estate Tax	\$ 11,693,638	\$ 11,723,318	\$29,680	0.25%
LINE 1.020	Personal Property Tax	\$ 928,801	\$ 957,426	\$28,625	3.08%
LINE 1.030	Income Tax	\$ -	\$ -	\$0	
LINE 1.035	State Funding	\$ 7,204,643	\$ 7,329,505	\$124,862	1.73%
LINE 1.040	Career Tech / Economic Disadv.	\$ 435,856	\$ 399,983	(\$35,873)	-8.23%
LINE 1.050	Property Tax Allocation	\$ 929,036	\$ 929,628	\$592	0.06%
LINE 1.060	Other Operating Revenue	\$ 593,286	\$ 531,235	(\$62,051)	-10.46%
LINE 1.070	TOTAL REVENUE	\$ 21,785,260	\$ 21,871,095	\$85,835	0.39%
EXPENSES					
LINE 2.01	Proceeds from Notes	\$ -	\$ -	\$0	
LINE 2.04	Transfers In	\$ -	\$ -	\$0	
LINE 2.050	Advances In	\$ -	\$ -	\$0	#DIV/0!
LINE 2.060	Other Financing Sources	\$ 14,802	\$ 22,253	\$7,451	50.34%
LINE 2.070	TOTAL OTHER SOURCES	\$ 14,802	\$ 22,253	\$7,451	50.34%
LINE 2.080	TOTAL REVENUES & Sources	\$ 21,800,062	\$ 21,893,348	\$93,286	0.43%
EXPENSES					
LINE 3.010	Salaries	\$ 11,926,979	\$ 12,090,960	(\$163,981)	-1.37%
LINE 3.020	Retirement and Benefits	\$ 5,795,330	\$ 5,819,972	(\$24,642)	-0.43%
LINE 3.030	Purchased Services	\$ 2,048,298	\$ 2,160,986	(\$112,688)	-5.50%
LINE 3.040	Supplies and Materials	\$ 706,034	\$ 871,225	(\$165,191)	-23.40%
LINE 3.050	Capital Outlay and Equipment	\$ 43,601	\$ 64,673	(\$21,072)	-48.33%
LINE 3.06	INTERGOVERNMENTAL	\$ -	\$ -	\$0	
LINE 4.020	DEBT SERVICE - Notes	\$ -	\$ -	\$0	
LINE 4.060	DEBT SERVICE - Interest charges	\$ -	\$ -	\$0	
LINE 4.300	Other Objects	\$ 313,123	\$ 328,791	(\$15,668)	-5.00%
LINE 4.500	TOTAL EXPENDITURES	\$ 20,833,365	\$ 21,336,607	(\$503,242)	-2.42%
LINE 5.00	TRANSFERS OUT	\$ -	\$ -	\$0	
LINE 5.02	ADVANCES OUT	\$ -	\$ -	\$0	
LINE 5.03	ALL OTHER USES	\$ -	\$ -	\$0	
LINE 5.040	TOTAL OTHER USES	\$ -	\$ -	\$0	
LINE 5.050	TOTAL EXPENDITURES & USES	\$ 20,833,365	\$ 21,336,607	(\$503,242)	-2.42%
		Estimate	Actual	Variance	
LINE 6.010	REVENUES OVER EXPENSES	\$ 966,697	\$ 556,741	(\$409,956)	
LINE 7.020	ENDING CASH BALANCE	\$ 11,324,969	\$ 10,915,013	(\$409,956)	
	Less Reserves	\$ (87,929)	\$ (87,929)	\$ -	
LINE 8.010	Less Outstanding Encumbrances	\$ (1,000,000)	\$ (1,532,177)	\$ (532,177)	53.22%
LINE 15.010	Unreserved Fund Balance	\$ 10,237,040	\$ 9,294,907	(\$942,133)	-9.20%
		Estimate	Actual	Benchmark Yr. End	
	Salaries/Benefits as % of Revenue	81.3%	81.9%	80.1% or below	
	True Days Cash - Calendar Days on which can operate	149	132	90 or above optimal	

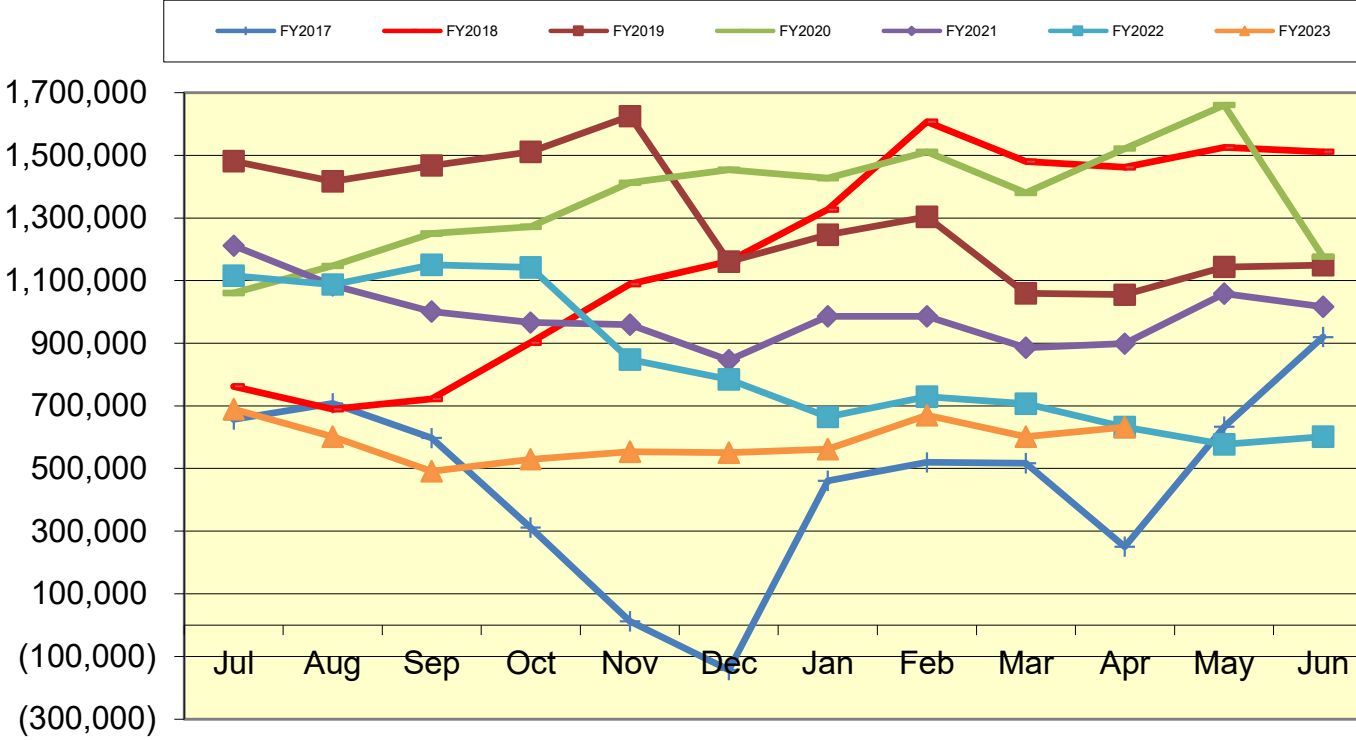
Lexington Local Schools General Fund Cash Balance



Lexington Local Schools Food Service Fund Cash Balance



Lexington Local Schools Employee Benefits Fund Cash Balance



Lexington Local Schools

Permanent Improvement Fund 4/30/2023

	Budgeted Amount	Actual Fiscal Year Expended	Current Encumbrances	Expenses / Encumbrances Over/Under Estimate	Remaining Estimated PI Project Costs																																				
Instruction and Administration																																									
Western Elementary Equipment/Materials	\$ 2,219.00	\$ 1,889.33	\$ -	\$329.67	\$0.00																																				
Eastern Elementary Equipment/Materials	\$ 4,000.00	\$ -	\$ 4,000.00	\$0.00	\$0.00																																				
Central Elementary Equipment/Materials	\$ 5,999.00	\$ 1,169.33	\$ 4,500.00	\$329.67	\$0.00																																				
High School Platform Lift	\$ 37,250.00	\$ 37,250.00	\$ -	\$0.00	\$0.00																																				
High School Genesis Mobile Stairlift	\$ 2,999.99	\$ -	\$ 2,999.99	\$0.00	\$0.00																																				
High School Music Equipment	\$ 17,000.00	\$ 10,483.03	\$ 6,335.98	\$180.99	\$0.00																																				
PAC Equipment/Materials	\$ 3,809.00	\$ 3,809.00	\$ -	\$0.00	\$0.00																																				
Board Office Equipment/Materials	\$ 9,305.90	\$ 9,305.90	\$ -	\$0.00	\$0.00																																				
Maintenance/Security																																									
New Maintenance Garage	\$ 110,000.00	\$ 108,474.28	\$ -	\$1,525.72	\$0.00																																				
Ride-On Scrubber	\$ 23,615.00	\$ 23,615.00	\$ -	\$0.00	\$0.00																																				
Window Security Film and Door Security	\$ 25,500.00	\$ 21,298.67	\$ 4,497.00	(\$295.67)	\$0.00																																				
New Maintenance Truck	\$ 38,285.00	\$ 38,285.00	\$ -	\$0.00	\$0.00																																				
Maintenance 2-Man Lift	\$ 13,500.00	\$ 13,500.00	\$ -	\$0.00	\$0.00																																				
Parking Lots (Maintenance/Fields)	\$ 41,000.00	\$ 41,000.00	\$ -	\$0.00	\$0.00																																				
Transportation																																									
New buses	\$ 170,976.00	\$ 168,351.00	\$ -	\$2,625.00	\$0.00																																				
New fuel tank	\$ 26,757.00	\$ -	\$ 26,757.00	\$0.00	\$0.00																																				
New vans	\$ 74,335.00	\$ 74,335.00	\$ -	\$0.00	\$0.00																																				
Technology																																									
Computers, servers, tech equip., etc.	\$ 240,000.00	\$ 161,634.60	\$ 76,344.08	\$2,021.32	\$0.00																																				
Food Service																																									
Food Service Equipment	\$ 5,200.00	\$ 5,200.00	\$ -	\$0.00	\$0.00																																				
Athletics and Student Activities																																									
HS Athletics/Marching Band Equipment	\$ 50,000.00	\$ 20,651.32	\$ 9,930.00	\$19,418.68	\$0.00																																				
Fieldhouse Fire Alarm System	\$ 19,601.27	\$ 9,800.63	\$ 7,733.64	\$2,067.00	\$0.00																																				
Fees																																									
Tax Collection Fees	\$ 14,500.00	\$ 13,674.85	\$ -	\$825.15	\$0.00																																				
Totals																																									
	\$ 935,852.16	\$ 763,726.94	\$ 143,097.69	\$29,027.53	\$0.00																																				
Total Budgeted	\$ 935,852.16																																								
<table style="width: 100%; border-collapse: collapse;"> <tr> <td style="width: 40%;">Actual Cash Balance 7/1/22</td> <td style="width: 10%;">\$ 157,326.37</td> <td style="width: 10%;"></td> <td style="width: 10%;"></td> <td style="width: 10%;"></td> <td style="width: 10%;"></td> </tr> <tr> <td>Revenues FY23 - Taxes from levy</td> <td>\$ 715,591.64</td> <td></td> <td></td> <td></td> <td></td> </tr> <tr> <td>Expenditures FY23</td> <td>\$ (763,726.94)</td> <td></td> <td></td> <td></td> <td></td> </tr> <tr> <td>Current Cash Balance</td> <td>\$109,191.07</td> <td></td> <td></td> <td></td> <td></td> </tr> <tr> <td>Current Encumbrances</td> <td>\$ (143,097.69)</td> <td></td> <td></td> <td></td> <td></td> </tr> <tr> <td>Available Balance</td> <td>(\$33,906.62)</td> <td></td> <td></td> <td></td> <td></td> </tr> </table>						Actual Cash Balance 7/1/22	\$ 157,326.37					Revenues FY23 - Taxes from levy	\$ 715,591.64					Expenditures FY23	\$ (763,726.94)					Current Cash Balance	\$109,191.07					Current Encumbrances	\$ (143,097.69)					Available Balance	(\$33,906.62)				
Actual Cash Balance 7/1/22	\$ 157,326.37																																								
Revenues FY23 - Taxes from levy	\$ 715,591.64																																								
Expenditures FY23	\$ (763,726.94)																																								
Current Cash Balance	\$109,191.07																																								
Current Encumbrances	\$ (143,097.69)																																								
Available Balance	(\$33,906.62)																																								
<table style="width: 100%; border-collapse: collapse;"> <tr> <td style="width: 40%;">Remaining Estimated Revenues FY23 - Taxes from levy</td> <td style="width: 10%;">\$ 34,408.36</td> <td style="width: 10%;"></td> <td style="width: 10%;"></td> <td style="width: 10%;"></td> <td style="width: 10%;"></td> </tr> <tr> <td>Less: Remaining Estimated PI Project Costs</td> <td>\$0.00</td> <td></td> <td></td> <td></td> <td></td> </tr> <tr> <td>6/30/23 Estimated Unencumbered Carryover</td> <td>\$ 501.74</td> <td></td> <td></td> <td></td> <td></td> </tr> </table>						Remaining Estimated Revenues FY23 - Taxes from levy	\$ 34,408.36					Less: Remaining Estimated PI Project Costs	\$0.00					6/30/23 Estimated Unencumbered Carryover	\$ 501.74																						
Remaining Estimated Revenues FY23 - Taxes from levy	\$ 34,408.36																																								
Less: Remaining Estimated PI Project Costs	\$0.00																																								
6/30/23 Estimated Unencumbered Carryover	\$ 501.74																																								

Lexington Local Schools

Food Service Fund 2022-23 vs. 2021-2022 vs. 2020-2021

							Beginning Balance 7/1/22	\$ 335,154
2022-2023 Through 4/30/23								
<i>Revenues</i>	District-Wide	HS/JH	Junior High	Eastern	Central	Western	Total	
Student Type A, Ezpay, Misc	\$ -	\$ 186,285	\$ -	\$ 60,500	\$ 49,976	\$ 39,633	\$ 336,394	
Student Break, Milk & A La Carte	\$ -	\$ 75,099	\$ -	\$ 9,557	\$ 6,404	\$ 3,849	\$ 94,909	
Adult & Misc revenues	\$ 10,996	\$ 5,058	\$ -	\$ 712	\$ 180	\$ 232	\$ 17,178	
State Reimb	\$ -	\$ 5,110	\$ -	\$ 2,831	\$ 2,221	\$ 1,347	\$ 11,509	
Federal Reimb	\$ -	\$ 151,412	\$ -	\$ 83,226	\$ 67,041	\$ 45,923	\$ 347,602	
Transfer In	\$ -	\$ -	\$ -	\$ -	\$ -	\$ -	\$ -	
Total Revenues	\$ 10,996	\$ 422,964	\$ -	\$ 156,826	\$ 125,822	\$ 90,984	\$ 807,592	
<i>Expenses</i>								
Wages	\$ 44,703	\$ 150,081	\$ -	\$ 52,595	\$ 31,664	\$ 33,291	\$ 312,334	
Severance	\$ -	\$ 842	\$ -	\$ -	\$ -	\$ -	\$ 842	
Retirement	\$ 11,074	\$ 25,912	\$ -	\$ 7,363	\$ 7,157	\$ 6,167	\$ 57,673	
Medical	\$ 8,769	\$ 53,849	\$ -	\$ 15,864	\$ 14,003	\$ 15,864	\$ 108,349	
Life, Dent, MC, WC	\$ 1,122	\$ 4,644	\$ -	\$ 1,138	\$ 1,357	\$ 859	\$ 9,120	
Purch Serv, Repairs, Phone, Post	\$ 2,617	\$ 756	\$ -	\$ 335	\$ 335	\$ 1,719	\$ 5,762	
Supplies	\$ 5,504	\$ -	\$ -	\$ -	\$ -	\$ -	\$ 5,504	
Food Costs	\$ -	\$ 139,690	\$ -	\$ 70,624	\$ 25,441	\$ 17,402	\$ 253,157	
Equipment	\$ -	\$ -	\$ -	\$ -	\$ -	\$ -	\$ -	
Other Costs	\$ -	\$ -	\$ -	\$ -	\$ -	\$ -	\$ -	
Total Expenses	\$ 73,789	\$ 375,774	\$ -	\$ 147,919	\$ 79,957	\$ 75,302	\$ 752,741	
Net Gain (Loss)	\$ (62,793)	\$ 47,190	\$ -	\$ 8,907	\$ 45,865	\$ 15,682	\$ 54,851	
							Ending Cash Balance 4/30/23	\$ 390,005

							Beginning Balance 7/1/21	\$ 808
2020-2021 Through 4/30/22								
<i>Revenues</i>	District-Wide	High School	Junior High	Eastern	Central	Western	Total	
Student Type A, Ezpay, Misc	\$-	\$ (1,770)	\$ (1,400)	\$ (560)	\$ 36	\$ 35	\$ (3,659)	
Student Break, Milk & A La Carte	\$-	\$ 20,712	\$ 8,043	\$ 3,343	\$ 2,153	\$ 623	\$ 34,874	
Adult & Misc revenues	\$ 6,160	\$ 2,966	\$ 736	\$ 981	\$ 559	\$ 57	\$ 11,459	
State Reimb	\$-	\$-	\$-	\$-	\$-	\$-	\$-	
Federal Reimb	\$-	\$ 200,869	\$ 121,912	\$ 154,358	\$ 139,136	\$ 113,500	\$ 729,775	
Transfer In	\$-	\$-	\$-	\$-	\$-	\$-	\$-	
Total Revenues	\$ 6,160	\$ 222,777	\$ 129,291	\$ 158,122	\$ 141,884	\$ 114,215	\$ 772,449	
<i>Expenses</i>								
Wages	\$ 42,875	\$ 94,787	\$ 46,394	\$ 32,335	\$ 29,510	\$ 30,843	\$ 276,744	
Severance	\$-	\$-	\$-	\$-	\$-	\$-	\$-	
Retirement	\$ 10,002	\$ 15,982	\$ 7,652	\$ 7,492	\$ 4,663	\$ 5,393	\$ 51,184	
Medical	\$ 18,066	\$ 43,869	\$ 6,906	\$ 18,030	\$ 6,907	\$ 12,026	\$ 105,804	
Life, Dent, MC, WC	\$ 1,179	\$ 2,930	\$ 1,640	\$ 936	\$ 1,234	\$ 737	\$ 8,656	
Purch Serv, Repairs, Phone, Post	\$ 3,077	\$ 3,263	\$ 850	\$ 1,228	\$ 835	\$ 3,625	\$ 12,878	
Supplies	\$ 5,983	\$-	\$-	\$-	\$-	\$-	\$ 5,983	
Food Costs	\$-	\$ 81,278	\$ 37,741	\$ 75,260	\$ 23,659	\$ 34,130	\$ 252,068	
Equipment	\$-	\$-	\$-	\$-	\$-	\$-	\$-	
Other Costs	\$-	\$-	\$-	\$-	\$-	\$-	\$-	
Total Expenses	\$ 81,182	\$ 242,109	\$ 101,183	\$ 135,281	\$ 66,808	\$ 86,754	\$ 713,317	
Net Gain (Loss)	\$ (75,022)	\$ (19,332)	\$ 28,108	\$ 22,841	\$ 75,076	\$ 27,461	\$ 59,132	
							Ending Cash Balance 4/30/22	\$ 59,940

							Beginning Balance 7/1/20	\$ 3,725
2020-2021 Through 4/30/21								
<i>Revenues</i>	District-Wide	High School	Junior High	Eastern	Central	Western	Total	
Student Type A, Ezpay, Misc	\$-	\$ (1,788)	\$ (190)	\$ 6	\$ 1,013	\$ 547	\$ (412)	
Student Break, Milk & A La Carte	\$-	\$ 13,774	\$ 3,897	\$ 3,912	\$ 2,795	\$ 1,499	\$ 25,877	
Adult & Misc revenues	\$ 3,123	\$ 1,969	\$ 744	\$ 782	\$ 380	\$ 73	\$ 7,071	
State Reimb	\$-	\$-	\$-	\$-	\$-	\$-	\$-	
Federal Reimb	\$-	\$ 112,331	\$ 88,025	\$ 107,869	\$ 109,692	\$ 91,154	\$ 509,071	
Transfer In	\$-	\$-	\$-	\$-	\$-	\$-	\$-	
Total Revenues	\$ 3,123	\$ 126,286	\$ 92,476	\$ 112,569	\$ 113,880	\$ 93,273	\$ 541,607	
<i>Expenses</i>								
Wages	\$ 33,305	\$ 73,381	\$ 40,189	\$ 30,215	\$ 24,141	\$ 24,180	\$ 225,411	
Severance	\$-	\$-	\$-	\$-	\$-	\$-	\$-	
Retirement	\$ 8,918	\$ 16,520	\$ 5,626	\$ 7,582	\$ 5,100	\$ 4,193	\$ 47,939	
Medical	\$ 18,012	\$ 43,817	\$ 13,797	\$ 30,020	\$ 11,902	\$-	\$ 117,548	
Life, Dent, MC, WC	\$ 1,043	\$ 2,625	\$ 1,897	\$ 1,255	\$ 735	\$ 308	\$ 7,863	
Purch Serv, Repairs, Phone, Post	\$ 2,397	\$ 830	\$ 579	\$ 1,617	\$ 674	\$ 320	\$ 6,417	
Supplies	\$ 6,159	\$ 65,182	\$ 21,768	\$ 33,332	\$ 14,328	\$ 27,240	\$ 168,009	
Food Costs	\$-	\$-	\$-	\$-	\$-	\$-	\$-	
Equipment	\$-	\$-	\$-	\$-	\$-	\$-	\$-	
Other Costs	\$-	\$-	\$-	\$-	\$-	\$-	\$-	
Total Expenses	\$ 69,834	\$ 202,355	\$ 83,856	\$ 104,021	\$ 56,880	\$ 56,241	\$ 573,187	
Net Gain (Loss)	\$ (66,711)	\$ (76,069)	\$ 8,620	\$ 8,548	\$ 57,000	\$ 37,032	\$ (31,580)	
							Ending Cash Balance 4/30/21	\$ (27,855)

Start Date: 4/1/2023

End Date: 4/30/2023

LEXINGTON LOCAL SCHOOLS

Disbursement Summary Report

Reference Number	Check Number	Type	Date	Name	Vendor #	Status	Reconcile Date	Void Date	Amount
42839	95021	ACCOUNTS_P AYABLE	4/11/2023	ALFRED NICKLES BAKERY	613	RECONCILED	4/18/2023		\$ 1,793.11
42847	95022	ACCOUNTS_P AYABLE	4/11/2023	AMAZON CAPITAL SERVICES	13575	RECONCILED	4/18/2023		465.99
42846	95023	ACCOUNTS_P AYABLE	4/11/2023	BATES GARAGE & TOWING LLC	13907	RECONCILED	4/21/2023		585.00
42848	95024	ACCOUNTS_P AYABLE	4/11/2023	CULLIGAN QUALITY WATER	610	RECONCILED	4/17/2023		37.00
42845	95025	ACCOUNTS_P AYABLE	4/11/2023	KIMBALL MIDWEST	11066	RECONCILED	4/14/2023		170.24
42844	95026	ACCOUNTS_P AYABLE	4/11/2023	KNOX COUNTY ESC	8555	RECONCILED	4/14/2023		3,111.29
42842	95027	ACCOUNTS_P AYABLE	4/11/2023	NOVA LUNA EDUC & CONSULTIN G	11942	RECONCILED	4/17/2023		972.00
42843	95028	ACCOUNTS_P AYABLE	4/11/2023	STANTON SHEET MUSIC	22	RECONCILED	4/18/2023		9.00
42841	95029	ACCOUNTS_P AYABLE	4/11/2023	TRACEY PINKELMAN	10653	RECONCILED	4/18/2023		55.10
42840	95030	ACCOUNTS_P AYABLE	4/11/2023	VASU COMMUNICA TIONS, INC.	3309	RECONCILED	4/13/2023		3,269.19
42849	95031	ACCOUNTS_P AYABLE	4/12/2023	AMAZON CAPITAL SERVICES	13575	RECONCILED	4/20/2023		982.12
42851	95032	ACCOUNTS_P AYABLE	4/12/2023	BIOMETRIC INFORMATIO N	9984	RECONCILED	4/20/2023		800.00
42852	95033	ACCOUNTS_P AYABLE	4/12/2023	BRIDGEWAY ACADEMY	11513	RECONCILED	4/21/2023		6,534.75
42853	95034	ACCOUNTS_P AYABLE	4/12/2023	CARDINAL BUS SALES & SERVICE	6515	RECONCILED	4/18/2023		1,176.46
42854	95035	ACCOUNTS_P AYABLE	4/12/2023	CHARLES RITTER CO.	907	RECONCILED	4/17/2023		20.02
42862	95036	ACCOUNTS_P AYABLE	4/12/2023	CHRISTOPHE R GLENNON	13459	RECONCILED	4/14/2023		140.00
42855	95037	ACCOUNTS_P AYABLE	4/12/2023	COLE DISTRIBUTIN G	9752	RECONCILED	4/17/2023		5,278.97
42856	95038	ACCOUNTS_P AYABLE	4/12/2023	COMDOC INC	13671	RECONCILED	4/19/2023		2,949.54
42857	95039	ACCOUNTS_P AYABLE	4/12/2023	COSI	6704	OUTSTANDIN G			1,673.50
42858	95040	ACCOUNTS_P AYABLE	4/12/2023	CULLIGAN QUALITY WATER	610	RECONCILED	4/18/2023		173.00
42874	95041	ACCOUNTS_P AYABLE	4/12/2023	DAHNI REYNOLDS	13829	RECONCILED	4/18/2023		6,359.25
42859	95042	ACCOUNTS_P AYABLE	4/12/2023	EDGE DOCUMENT SOLUTIONS, LLC	9453	RECONCILED	4/18/2023		710.00
42860	95043	ACCOUNTS_P AYABLE	4/12/2023	EJ THERAPY INC	13137	RECONCILED	4/18/2023		56,157.63
42861	95044	ACCOUNTS_P AYABLE	4/12/2023	ELUMA, LLC	13844	RECONCILED	4/18/2023		7,064.05
42850	95045	ACCOUNTS_P AYABLE	4/12/2023	GALION COMMUNITY HOSPITAL	12104	RECONCILED	4/17/2023		65.00

Start Date: 4/1/2023

End Date: 4/30/2023

LEXINGTON LOCAL SCHOOLS

Disbursement Summary Report

Reference Number	Check Number	Type	Date	Name	Vendor #	Status	Reconcile Date	Void Date	Amount
42863	95046	ACCOUNTS_P AYABLE	4/12/2023	JAMES HAYES	13087	RECONCILED	4/17/2023		\$ 970.35
42864	95047	ACCOUNTS_P AYABLE	4/12/2023	JOSTENS	10830	RECONCILED	4/18/2023		14.40
42865	95048	ACCOUNTS_P AYABLE	4/12/2023	LAKESHORE LEARNING MATERIALS	2609	RECONCILED	4/19/2023		149.49
42866	95049	ACCOUNTS_P AYABLE	4/12/2023	LESCH BATTERY & POWER	9943	RECONCILED	4/17/2023		28.95
42867	95050	ACCOUNTS_P AYABLE	4/12/2023	NAPA	13723	RECONCILED	4/17/2023		5.66
42868	95051	ACCOUNTS_P AYABLE	4/12/2023	NORTHERN STAR THERAPY	13834	RECONCILED	4/17/2023		2,418.90
42870	95052	ACCOUNTS_P AYABLE	4/12/2023	PEPPLE & WAGGONER, LTD.	5883	OUTSTANDIN G			340.00
42871	95053	ACCOUNTS_P AYABLE	4/12/2023	QUENCH USA INC	9919	RECONCILED	4/20/2023		43.16
42872	95054	ACCOUNTS_P AYABLE	4/12/2023	RENHILL GROUP, INC.	10075	RECONCILED	4/18/2023		12,011.37
42873	95055	ACCOUNTS_P AYABLE	4/12/2023	RENWICK, WELSH & BURTON	933	RECONCILED	4/24/2023		6,052.00
42875	95056	ACCOUNTS_P AYABLE	4/12/2023	SC STRATEGIC SOLUTIONS LLC	12178	RECONCILED	4/19/2023		119.70
42876	95057	ACCOUNTS_P AYABLE	4/12/2023	SMETZ'S TIRE SERVICE CENTER	10453	RECONCILED	4/19/2023		12,456.64
42877	95058	ACCOUNTS_P AYABLE	4/12/2023	SMITHFOOD S, INC	11797	RECONCILED	4/18/2023		5,147.38
42878	95059	ACCOUNTS_P AYABLE	4/12/2023	STANTON SHEET MUSIC	22	RECONCILED	4/18/2023		237.00
42879	95060	ACCOUNTS_P AYABLE	4/12/2023	TRANSPORTA TION ACCESSORIE S CO.	819	RECONCILED	4/19/2023		675.19
42869	95061	ACCOUNTS_P AYABLE	4/12/2023	TREASURER STATE OF OHIO	5996	RECONCILED	4/19/2023		712.00
42880	95062	ACCOUNTS_P AYABLE	4/12/2023	TRUCK SALES & SERVICE, INC.	8892	RECONCILED	4/18/2023		1,029.34
42881	95063	ACCOUNTS_P AYABLE	4/12/2023	WAYSIDE PUBLISHING	13796	OUTSTANDIN G			250.85
42882	95064	ACCOUNTS_P AYABLE	4/12/2023	XEROX CORPORATIO N	13945	RECONCILED	4/19/2023		2,550.99
42887	95065	REFUND	4/14/2023	ALLISA MEYER	13954	RECONCILED	4/21/2023		35.50
42888	95066	ACCOUNTS_P AYABLE	4/17/2023	JANELLE WYANT	11426	OUTSTANDIN G			101.76
42902	95067	ACCOUNTS_P AYABLE	4/17/2023	ACCO BRANDS	3559	RECONCILED	4/25/2023		270.60
42891	95068	ACCOUNTS_P AYABLE	4/17/2023	AMAZON CAPITAL SERVICES	13575	RECONCILED	4/25/2023		806.05
42905	95069	ACCOUNTS_P AYABLE	4/17/2023	BARNES & NOBLE	2768	RECONCILED	4/21/2023		1,238.72
42893	95070	ACCOUNTS_P	4/17/2023	BAUMSPAGE.	9849	OUTSTANDIN			60.40

Start Date: 4/1/2023

End Date: 4/30/2023

LEXINGTON LOCAL SCHOOLS Disbursement Summary Report

Reference Number	Check Number	Type	Date	Name	Vendor #	Status	Reconcile Date	Void Date	Amount
42896	95071	AYABLE ACCOUNTS_P AYABLE	4/17/2023	COM,LLC CASS FRAMES, INC.		G 7085 RECONCILED	4/26/2023		\$ 112.00
42903	95072	AYABLE ACCOUNTS_P AYABLE	4/17/2023	CHARLES RITTER CO.	907	RECONCILED	4/24/2023		39.47
42913	95073	AYABLE ACCOUNTS_P AYABLE	4/17/2023	COMMERICA L PARTS & SERVICE	11505	RECONCILED	4/25/2023		918.00
42911	95074	AYABLE ACCOUNTS_P AYABLE	4/17/2023	ELISHA LUCIER	13952	RECONCILED	4/24/2023		419.20
42908	95075	AYABLE ACCOUNTS_P AYABLE	4/17/2023	GRAINGER	5843	RECONCILED	4/24/2023		225.96
42916	95076	AYABLE ACCOUNTS_P AYABLE	4/17/2023	HD SUPPLY FACILITIES	6504	RECONCILED	4/27/2023		65.43
42915	95077	AYABLE ACCOUNTS_P AYABLE	4/17/2023	HEARTLAND DESIGN CONCEPTS	13041	RECONCILED	4/21/2023		111.00
42909	95078	AYABLE ACCOUNTS_P AYABLE	4/17/2023	J & B ACCOUSTICA L	1555	RECONCILED	4/20/2023		303.80
42914	95079	AYABLE ACCOUNTS_P AYABLE	4/17/2023	JAY SCHMIDT	11784	RECONCILED	4/19/2023		45.00
42900	95080	AYABLE ACCOUNTS_P AYABLE	4/17/2023	JENI HOUSTON	8191	RECONCILED	4/19/2023		35.00
42892	95081	AYABLE ACCOUNTS_P AYABLE	4/17/2023	KELL ACE HARDWARE	8329	RECONCILED	4/25/2023		337.39
42889	95082	AYABLE ACCOUNTS_P AYABLE	4/17/2023	KROGER COMPANY	5498	RECONCILED	4/24/2023		75.17
42907	95083	AYABLE ACCOUNTS_P AYABLE	4/17/2023	LISA PFIZENMAYE R	13231	RECONCILED	4/20/2023		18.95
42906	95084	AYABLE ACCOUNTS_P AYABLE	4/17/2023	MENARDS	10810	OUTSTANDIN G			71.06
42912	95085	AYABLE ACCOUNTS_P AYABLE	4/17/2023	MVD SPORTS	6482	OUTSTANDIN G			270.00
42897	95086	AYABLE ACCOUNTS_P AYABLE	4/17/2023	NAPA	13723	OUTSTANDIN G			1,635.31
42901	95087	AYABLE ACCOUNTS_P AYABLE	4/17/2023	RENHILL GROUP, INC.	10075	RECONCILED	4/21/2023		12,295.62
42898	95088	AYABLE ACCOUNTS_P AYABLE	4/17/2023	RUMPKE	11508	RECONCILED	4/25/2023		1,847.81
42910	95089	AYABLE ACCOUNTS_P AYABLE	4/17/2023	SHARE CORPORATIO N	12061	RECONCILED	4/28/2023		845.50
42895	95090	AYABLE ACCOUNTS_P AYABLE	4/17/2023	SHIFFLER EQUIPMENT SALES, INC.	851	RECONCILED	4/21/2023		218.08
42894	95091	AYABLE ACCOUNTS_P AYABLE	4/17/2023	SIEMENS INDUSTRY, INC.	6361	RECONCILED	4/24/2023		330.76
42890	95092	AYABLE ACCOUNTS_P AYABLE	4/17/2023	SIESEL DISTRIBUTIN G	10297	RECONCILED	4/24/2023		20.51
42904	95093	AYABLE ACCOUNTS_P AYABLE	4/17/2023	TEXTHELP INC	13147	OUTSTANDIN G			1,890.00
42899	95094	AYABLE ACCOUNTS_P AYABLE	4/17/2023	WALKER BROTHERS LEXINGTON, LLC	9994	RECONCILED	4/24/2023		41,000.00
42917	95095	AYABLE ACCOUNTS_P AYABLE	4/19/2023	STEALTH PARTNER GROUP	13604	RECONCILED	4/25/2023		46,594.07
42918	95096	AYABLE ACCOUNTS_P AYABLE	4/20/2023	AMAZON CAPITAL SERVICES	13575	OUTSTANDIN G			17.24

Start Date: 4/1/2023

End Date: 4/30/2023

LEXINGTON LOCAL SCHOOLS

Disbursement Summary Report

Reference Number	Check Number	Type	Date	Name	Vendor #	Status	Reconcile Date	Void Date	Amount
42919	95097	ACCOUNTS_P AYABLE	4/20/2023	BRICKER GRAYDON LLP	10997	RECONCILED	4/25/2023		\$ 220.50
42920	95098	ACCOUNTS_P AYABLE	4/20/2023	CBIZ BENEFITS & INSURANCE	8780	RECONCILED	4/26/2023		2,750.00
42921	95099	ACCOUNTS_P AYABLE	4/20/2023	CDW-G GOVERNMENT, INC.	7886	RECONCILED	4/27/2023		155.19
42922	95100	ACCOUNTS_P AYABLE	4/20/2023	CHARLES RITTER CO.	907	RECONCILED	4/24/2023		193.18
42923	95101	ACCOUNTS_P AYABLE	4/20/2023	CORPAD	6586	RECONCILED	4/26/2023		100.00
42924	95102	ACCOUNTS_P AYABLE	4/20/2023	CULLIGAN QUALITY WATER	610	RECONCILED	4/26/2023		39.00
42946	95103	ACCOUNTS_P AYABLE	4/20/2023	ELIZABETH A. RIEGEL	10733	RECONCILED	4/26/2023		150.00
42941	95104	ACCOUNTS_P AYABLE	4/20/2023	HEATHER REMY	8906	RECONCILED	4/25/2023		68.22
42926	95105	ACCOUNTS_P AYABLE	4/20/2023	HOME DEPOT	7549	OUTSTANDING			2,372.01
42939	95106	ACCOUNTS_P AYABLE	4/20/2023	JACOB POINER	12170	RECONCILED	4/25/2023		241.92
42925	95107	ACCOUNTS_P AYABLE	4/20/2023	JAMES HAYES	13087	RECONCILED	4/24/2023		970.35
42928	95108	ACCOUNTS_P AYABLE	4/20/2023	KIMBALL MIDWEST	11066	RECONCILED	4/24/2023		119.56
42929	95109	ACCOUNTS_P AYABLE	4/20/2023	LEX LANES	7583	OUTSTANDING			2,858.00
42930	95110	ACCOUNTS_P AYABLE	4/20/2023	LIBERTY LAWN CARE & LANDSCAPING INC	13646	RECONCILED	4/26/2023		1,142.00
42942	95111	ACCOUNTS_P AYABLE	4/20/2023	MATT ROGGIO	7820	RECONCILED	4/24/2023		410.10
42927	95112	ACCOUNTS_P AYABLE	4/20/2023	MICHAEL KATHREIN	8174	RECONCILED	4/24/2023		50.00
42940	95113	ACCOUNTS_P AYABLE	4/20/2023	MICHELLE RASTETTER	6808	OUTSTANDING			271.00
42931	95114	ACCOUNTS_P AYABLE	4/20/2023	MONROEVILLE FREIGHTLINER, INC	13474	RECONCILED	4/25/2023		288.91
42932	95115	ACCOUNTS_P AYABLE	4/20/2023	MT VERNON NAZARENE UNIVERSITY	13590	RECONCILED	4/27/2023		479.54
42933	95116	ACCOUNTS_P AYABLE	4/20/2023	MVD SPORTS	6482	OUTSTANDING			809.00
42934	95117	ACCOUNTS_P AYABLE	4/20/2023	NORTH CENTRAL OHIO ESC	9382	RECONCILED	4/25/2023		3,762.22
42935	95118	ACCOUNTS_P AYABLE	4/20/2023	O.E. MEYER COMPANY	10829	OUTSTANDING			133.67
42936	95119	ACCOUNTS_P AYABLE	4/20/2023	OHIO.NET INTERNET PROVIDERS	13038	RECONCILED	4/25/2023		495.07
42938	95120	ACCOUNTS_P AYABLE	4/20/2023	PIONEER CAREER & TECHNOLOGY CENTER	6280	RECONCILED	4/24/2023		40.00
42943	95121	ACCOUNTS_P AYABLE	4/20/2023	SCHOOL SPECIALTY	6538	OUTSTANDING			2,358.28
42944	95122	ACCOUNTS_P AYABLE	4/20/2023	SHOOK CONSTRUCTION	13525	RECONCILED	4/26/2023		64,000.00

Start Date: 4/1/2023

End Date: 4/30/2023

LEXINGTON LOCAL SCHOOLS Disbursement Summary Report

Reference Number	Check Number	Type	Date	Name	Vendor #	Status	Reconcile Date	Void Date	Amount
42945	95123	ACCOUNTS_P AYABLE	4/20/2023	ON CO SPECIALIZED EDUCATION OF OHIO, INC	13693	RECONCILED	4/25/2023		\$ 3,839.10
42947	95124	ACCOUNTS_P AYABLE	4/20/2023	SUNGRAPHI CS INC.	10672	RECONCILED	4/24/2023		2,964.41
42937	95125	ACCOUNTS_P AYABLE	4/20/2023	THE OHIO STATE UNIVERSITY	11042	OUTSTANDIN G			185.00
42948	95126	ACCOUNTS_P AYABLE	4/20/2023	TRANSPORTA TION ACCESSORIE S CO.	819	RECONCILED	4/26/2023		892.52
42950	95127	ACCOUNTS_P AYABLE	4/20/2023	U.S. AWARDS, INC.	7712	RECONCILED	4/26/2023		624.30
42949	95128	ACCOUNTS_P AYABLE	4/20/2023	UCP OF GREATER CLEVELAND	13006	RECONCILED	4/26/2023		18,900.00
42951	95129	ACCOUNTS_P AYABLE	4/21/2023	ELISHA LUCIER	13952	RECONCILED	4/28/2023		943.20
42960	95130	ACCOUNTS_P AYABLE	4/25/2023	GRADY ENTERPRISE S, INC.	9664	OUTSTANDIN G			1,208.83
42973	95131	ACCOUNTS_P AYABLE	4/26/2023	AMANDA BADERTSCH ER	13224	OUTSTANDIN G			150.00
42971	95132	ACCOUNTS_P AYABLE	4/26/2023	AMERICAN ELECTRIC POWER	701	OUTSTANDIN G			23,308.63
42972	95133	ACCOUNTS_P AYABLE	4/26/2023	COLE DISTRIBUTIN G	9752	OUTSTANDIN G			5,924.20
42967	95134	ACCOUNTS_P AYABLE	4/26/2023	COLUMBIA GAS	11662	OUTSTANDIN G			4,413.00
42966	95135	ACCOUNTS_P AYABLE	4/26/2023	CONTINENT AL OFFICE	13852	OUTSTANDIN G			9,305.90
42978	95136	ACCOUNTS_P AYABLE	4/26/2023	CULLIGAN QUALITY WATER	610	OUTSTANDIN G			41.00
42970	95137	ACCOUNTS_P AYABLE	4/26/2023	GAME ONE	11017	OUTSTANDIN G			172.12
42976	95138	ACCOUNTS_P AYABLE	4/26/2023	JAMES HAYES	13087	OUTSTANDIN G			776.28
42977	95139	ACCOUNTS_P AYABLE	4/26/2023	JEFF EICHORN	13282	OUTSTANDIN G			237.90
42968	95140	ACCOUNTS_P AYABLE	4/26/2023	KIMBALL MIDWEST	11066	OUTSTANDIN G			58.25
42965	95141	ACCOUNTS_P AYABLE	4/26/2023	LEHR AWNING	1291	OUTSTANDIN G			125.00
42975	95142	ACCOUNTS_P AYABLE	4/26/2023	M-F ATHLETIC	1741	OUTSTANDIN G			434.00
42980	95143	ACCOUNTS_P AYABLE	4/26/2023	MONROEVIL LE FREIGHTLIN ER, INC	13474	OUTSTANDIN G			168.95
42964	95144	ACCOUNTS_P AYABLE	4/26/2023	PHOTORAMA LLC	1028	OUTSTANDIN G			710.00
42969	95145	ACCOUNTS_P AYABLE	4/26/2023	RIDDELL/ALL AMERICAN SPORTS CO	8878	OUTSTANDIN G			3,464.16
42979	95146	ACCOUNTS_P AYABLE	4/26/2023	RYAN KNUCKLES	10079	OUTSTANDIN G			56.99
42963	95147	ACCOUNTS_P AYABLE	4/26/2023	SAM KESSLER	13928	OUTSTANDIN G			17.88

Start Date: 4/1/2023

End Date: 4/30/2023

LEXINGTON LOCAL SCHOOLS Disbursement Summary Report

Reference Number	Check Number	Type	Date	Name	Vendor #	Status	Reconcile Date	Void Date	Amount
42962	95148	ACCOUNTS_P AYABLE	4/26/2023	SMETZ'S TIRE SERVICE CENTER	10453	OUTSTANDIN G			\$ 4,042.58
42974	95149	ACCOUNTS_P AYABLE	4/26/2023	U.S. AWARDS, INC.	7712	OUTSTANDIN G			240.01
42961	95150	ACCOUNTS_P AYABLE	4/26/2023	VERIZON WIRELESS	7415	OUTSTANDIN G			500.95
42982	95151	ACCOUNTS_P AYABLE	4/28/2023	NORTHERN STAR THERAPY	13834	OUTSTANDIN G			1,649.25
42984	95152	REFUND	4/28/2023	LEXINGTON ATHLETIC BOOSTERS	1247	OUTSTANDIN G			14,975.00
42985	95153	REFUND	4/28/2023	LEXINGTON MUSIC BOOSTERS	1395	OUTSTANDIN G			14,975.00
42986	95154	ACCOUNTS_P AYABLE	4/30/2023	LEXINGTON ATHLETIC DEPT.	3520	OUTSTANDIN G			4,605.00
42883	691955	ACCOUNTS_P AYABLE	4/14/2023	ANTHEM BENEFIT SERVICES	900902	RECONCILED	4/14/2023		401,295.91
42885	691956	ACCOUNTS_P AYABLE	4/14/2023	MEMO- S.E.R.S.	900997	RECONCILED	4/14/2023		2,814.08
42884	691957	ACCOUNTS_P AYABLE	4/14/2023	MEMO- S.T.R.S.	900998	RECONCILED	4/14/2023		8,102.95
42886	691958	PAYROLL	4/3/2023	LEXINGTON LOCAL SCHOOLS		RECONCILED	4/3/2023		654,209.42
42954	691959	ACCOUNTS_P AYABLE	4/21/2023	RICHLAND COUNTY AUDITOR	900360	RECONCILED	4/21/2023		195,941.27
42955	691960	ACCOUNTS_P AYABLE	4/21/2023	OHIO BUREAU OF WORKERS'	900932	RECONCILED	4/21/2023		6,482.00
42952	691961	ACCOUNTS_P AYABLE	4/21/2023	MEMO- S.E.R.S.	900997	RECONCILED	4/21/2023		2,862.22
42953	691962	ACCOUNTS_P AYABLE	4/21/2023	MEMO- S.T.R.S.	900998	RECONCILED	4/21/2023		8,102.95
42956	691963	PAYROLL	4/20/2023	LEXINGTON LOCAL SCHOOLS		RECONCILED	4/20/2023		625,511.31
42958	691964	ACCOUNTS_P AYABLE	4/25/2023	LEXINGTON SCHOOLS - PAYROLL	900934	RECONCILED	4/25/2023		17,239.04
42957	691965	ACCOUNTS_P AYABLE	4/25/2023	MEMO- S.E.R.S.	900997	RECONCILED	4/25/2023		48,782.00
42959	691966	ACCOUNTS_P AYABLE	4/25/2023	MEMO- S.T.R.S.	900998	RECONCILED	4/25/2023		126,908.00
42981	691967	ACCOUNTS_P AYABLE	4/24/2023	GORDON FOOD SERVICE	900652	RECONCILED	4/24/2023		34,514.48
42983	691968	ACCOUNTS_P AYABLE	4/30/2023	MEMO-MID OHIO ESC	900069	RECONCILED	4/30/2023		56,261.41
Grand Total									\$ 2,651,435.11

Reporting Period: May 2023 (FY 2023)

5/2/23 2:16 PM

Start Date: 4/01/2023

End Date: 4/30/2023

LEXINGTON LOCAL SCHOOLS
Receipts Ledger Report

Receipt #	Line #	Date	Type	Description	Full Account Code	Amount
Fund: 001						
Receipt: 1111						
77853	1	4/12/2023	RC	Real Estate Tax - Richland	001-1111-0000-000000-000	\$ 3,994,531.30
77853	2	4/12/2023	RC	Emergency Tax - Richland	001-1111-0000-000000-000	2,489,308.88
						\$ 6,483,840.18
Receipt: 1122						
77853	6	4/12/2023	RC	Pers Prop Tax - Richland	001-1122-0000-000000-000	309,810.26
77853	7	4/12/2023	RC	Pers Prop Tax Emerg - Richland	001-1122-0000-000000-000	136,617.72
						\$ 446,427.98
Receipt: 1211						
77864	1	4/14/2023	RC	Preschool tuition	001-1211-0000-000000-500	1,300.00
77875	1	4/18/2023	RC	Tuition	001-1211-0000-000000-000	1,376.72
77898	1	4/26/2023	RC	Tuition	001-1211-0000-000000-000	2,753.44
77899	1	4/26/2023	RC	Tuition	001-1211-0000-000000-000	688.36
						\$ 6,118.52
Receipt: 1221						
77886	21	4/21/2023	RC	JV50 Excess Cost (SF-14)	001-1221-0000-000000-000	(2,285.06)
						\$ (2,285.06)
Receipt: 1223						
77886	22	4/21/2023	RC	JV52 Excess Cost (SF-14)	001-1223-0000-000000-000	2,364.56
						\$ 2,364.56
Receipt: 1410						
77910	1	4/28/2023	RC	Richland Bank Interest	001-1410-0000-000000-000	25,246.49
						\$ 25,246.49
Receipt: 1740						
77863	2	4/13/2023	RC	Eastern school fees	001-1740-0000-000000-300	290.00
77859	1	4/14/2023	RC	Summer school fees	001-1740-0000-000000-100	1,260.00
77871	1	4/18/2023	RC	Summer PE school fees	001-1740-0000-080999-100	100.00
77872	1	4/18/2023	RC	School fees	001-1740-0000-000000-200	36.00
77879	2	4/20/2023	RC	Central school fees	001-1740-0000-000000-400	24.00
77891	3	4/24/2023	RC	Eastern School Fees	001-1740-0000-000000-300	168.00
77894	1	4/25/2023	RC	Summer school fees	001-1740-0000-000000-100	420.00
77894	3	4/25/2023	RC	School Fees	001-1740-0000-000000-100	198.00
77894	4	4/25/2023	RC	Summer PE	001-1740-0000-080999-100	100.00
77907	1	4/27/2023	RC	School fees	001-1740-0000-000000-200	12.00
77908	1	4/28/2023	RC	HS Fees - Pay For It	001-1740-0000-000000-100	704.80
77908	2	4/28/2023	RC	Central Fees - Pay For It	001-1740-0000-000000-400	120.00
77908	3	4/28/2023	RC	Jr High Fees - Pay For It	001-1740-0000-000000-200	41.00
77908	4	4/28/2023	RC	Eastern Fees - Pay For It	001-1740-0000-000000-300	360.00
77908	5	4/28/2023	RC	Western Fees - Pay For It	001-1740-0000-000000-500	30.00

Reporting Period: May 2023 (FY 2023)

Start Date: 4/01/2023

End Date: 4/30/2023

5/2/23 2:16 PM

LEXINGTON LOCAL SCHOOLS
Receipts Ledger Report

Receipt #	Line #	Date	Type	Description	Full Account Code	Amount	
						\$ 3,863.80	
Receipt:	1810						
77840	1	4/3/2023	RC	Building rental	001-1810-0000-000000-000	\$ 738.05	
						\$ 738.05	
Receipt:	1890						
77874	4	4/18/2023	RC	Ohio Health Refund	001-1890-0000-000000-000	220.00	
77900	1	4/26/2023	RC	Jury Duty - Elijah Miller	001-1890-0000-000000-000	30.00	
						\$ 250.00	
Receipt:	3110						
77838	1	4/7/2023	RC	Base Cost	001-3110-0000-000000-000	243,381.80	
77838	3	4/7/2023	RC	Targeted Assistance	001-3110-0000-000000-000	39,692.38	
77838	4	4/7/2023	RC	Special Education Funding	001-3110-0000-000000-000	39,660.23	
77838	8	4/7/2023	RC	Supplement Targeted Assistance	001-3110-0000-000000-000	0.00	
77838	9	4/7/2023	RC	Temporary Transitional Aid Guarantee	001-3110-0000-000000-000	0.00	
77838	11	4/7/2023	RC	Transportation	001-3110-0000-000000-000	24,018.60	
77838	12	4/7/2023	RC	Formula Transition Supplement	001-3110-0000-000000-000	0.00	
77838	13	4/7/2023	RC	Preschool Special Educ Funding	001-3110-0000-000000-000	8,295.39	
77838	14	4/7/2023	RC	Special Educ Transportation	001-3110-0000-000000-000	2,640.18	
77886	1	4/21/2023	RC	Base Cost	001-3110-0000-000000-000	243,391.05	
77886	3	4/21/2023	RC	Targeted Assistance	001-3110-0000-000000-000	39,671.56	
77886	4	4/21/2023	RC	Special Education Funding	001-3110-0000-000000-000	36,813.66	
77886	8	4/21/2023	RC	Supplement Targeted Assistance	001-3110-0000-000000-000	0.00	
77886	9	4/21/2023	RC	Temporary Transitional Aid Guarantee	001-3110-0000-000000-000	0.00	
77886	11	4/21/2023	RC	Transportation	001-3110-0000-000000-000	24,018.59	
77886	12	4/21/2023	RC	Formula Transition Supplement	001-3110-0000-000000-000	0.00	
77886	13	4/21/2023	RC	Preschool Special Educ Funding	001-3110-0000-000000-000	8,312.86	
77886	14	4/21/2023	RC	Special Educ Transportation	001-3110-0000-000000-000	2,640.17	
						\$ 712,536.47	
Receipt:	3131						
77847	1	4/12/2023	RC	RB for Real Estate - Morrow	001-3131-0000-000000-000	19,925.37	
77847	2	4/12/2023	RC	RB for Emergency Levy - Morrow	001-3131-0000-000000-000	12,649.12	
77847	9	4/12/2023	RC	2 1/2 HMRB Real Est-Morrow	001-3131-0000-000000-000	2,918.92	
77847	10	4/12/2023	RC	2 1/2 HMRB Emerg Levy-Morrow	001-3131-0000-000000-000	1,853.00	
						\$ 37,346.41	
Receipt:	3132						
77847	4	4/12/2023	RC	Homestead Real Est - Morrow	001-3132-0000-000000-000	5,620.87	
77847	5	4/12/2023	RC	Homestead Emerg Levy-Morrow	001-3132-0000-000000-000	3,568.28	
						\$ 9,189.15	
Receipt:	3211						
77838	5	4/7/2023	RC	Economic Disadvantaged Funding	001-3211-0000-000000-000	1,971.84	

Reporting Period: May 2023 (FY 2023)

5/2/23 2:16 PM

Start Date: 4/01/2023

End Date: 4/30/2023

LEXINGTON LOCAL SCHOOLS Receipts Ledger Report

Receipt #	Line #	Date	Type	Description	Full Account Code	Amount
77886	5	4/21/2023	RC	Economic Disadvantaged Funding	001-3211-0000-000000-000	\$ 1,960.18
Receipt:	3215					\$ 3,932.02
77838	10	4/7/2023	RC	Career Tech Education Funding	001-3215-0000-000000-000	17.14
77886	10	4/21/2023	RC	Career Tech Education Funding	001-3215-0000-000000-000	17.15
Receipt:	3216					\$ 34.29
77838	7	4/7/2023	RC	Gifted Education Funding	001-3216-0000-000000-000	5,631.06
77886	7	4/21/2023	RC	Gifted Education Funding	001-3216-0000-000000-000	5,055.56
Receipt:	3217					\$ 10,686.62
77838	6	4/7/2023	RC	English Learners Funding	001-3217-0000-000000-000	148.23
77886	6	4/21/2023	RC	English Learners Funding	001-3217-0000-000000-000	148.23
Receipt:	3218					\$ 296.46
77838	2	4/7/2023	RC	Base Cost - Student Wellness and Success	001-3218-0000-000000-000	12,506.40
77886	2	4/21/2023	RC	Base Cost - Student Wellness and Success	001-3218-0000-000000-000	12,506.88
Receipt:	3300					\$ 25,013.28
77909	1	4/28/2023	RC	MEDICAID Recd - 4/20	001-3300-0000-000000-000	450.32
Fund:	002					\$ 450.32
Receipt:	1111					\$ 7,766,049.54
77853	3	4/12/2023	RC	Bond Ret Tax - Richland	002-1111-0000-000000-000	1,775,251.88
Receipt:	1122					\$ 1,775,251.88
77853	8	4/12/2023	RC	Pers Prop Tax Bond - Richland	002-1122-0000-000000-000	87,134.14
Receipt:	3132					\$ 87,134.14
77847	6	4/12/2023	RC	Homestead for Bond Ret- Morrow	002-3132-0000-000000-000	2,275.83
Fund:	003					\$ 2,275.83
Receipt:	1111					\$ 1,864,661.85
77853	4	4/12/2023	RC	Permanent Improv Tax - Richlan	003-1111-0000-000000-000	337,674.54
Receipt:	1122					\$ 337,674.54
77853	9	4/12/2023	RC	Pers Prop Tax PI - Richland	003-1122-0000-000000-000	29,044.72
Receipt:						\$ 29,044.72

Reporting Period: May 2023 (FY 2023)

Start Date: 4/01/2023

End Date: 4/30/2023

5/2/23 2:16 PM

LEXINGTON LOCAL SCHOOLS Receipts Ledger Report

Receipt #	Line #	Date	Type	Description	Full Account Code	Amount
Receipt: 3131						
77847	3	4/12/2023	RC	RB for PI Levy - Morrow	003-3131-0000-000000-000	\$ 1,589.19
77847	11	4/12/2023	RC	2 1/2 HMRB PI Levy-Morrow	003-3131-0000-000000-000	232.80
						\$ 1,821.99
Receipt: 3132						
77847	7	4/12/2023	RC	Homestead for PI Levy-Morrow	003-3132-0000-000000-000	448.30
						\$ 448.30
						\$ 368,989.55
Fund: 004						
Receipt: 1410						
77910	6	4/28/2023	RC	LFI Fund	004-1410-0000-000000-000	556.94
						\$ 556.94
Fund: 006						
Receipt: 1410						
77910	4	4/28/2023	RC	Richland Bank Interest	006-1410-0000-000000-000	717.50
						\$ 717.50
Receipt: 1511						
77865	21	4/14/2023	RC	HS/JH Breakfast	006-1511-0000-000000-100	190.20
77865	22	4/14/2023	RC	Eastern Breakfast	006-1511-0000-000000-300	39.90
77865	23	4/14/2023	RC	Central Breakfast	006-1511-0000-000000-400	118.20
77865	24	4/14/2023	RC	Western Breakfast	006-1511-0000-000000-500	50.95
77880	21	4/21/2023	RC	HS/JH Breakfast	006-1511-0000-000000-100	260.15
77880	22	4/21/2023	RC	Eastern Breakfast	006-1511-0000-000000-300	66.90
77880	23	4/21/2023	RC	Central Breakfast	006-1511-0000-000000-400	146.70
77880	24	4/21/2023	RC	Western Breakfast	006-1511-0000-000000-500	70.80
77904	21	4/28/2023	RC	HS/JH Breakfast	006-1511-0000-000000-100	336.85
77904	22	4/28/2023	RC	Eastern Breakfast	006-1511-0000-000000-300	76.20
77904	23	4/28/2023	RC	Central Breakfast	006-1511-0000-000000-400	156.00
77904	24	4/28/2023	RC	Western Breakfast	006-1511-0000-000000-500	75.40
						\$ 1,588.25
Receipt: 1512						
77865	1	4/14/2023	RC	HS/JH Stu. Type A	006-1512-0000-000000-100	4,606.75
77865	5	4/14/2023	RC	HS/JH ROA Stu. Type A	006-1512-0000-000000-100	(4,690.22)
77865	6	4/14/2023	RC	Eastern Stu. Type A	006-1512-0000-000000-300	1,736.00
77865	10	4/14/2023	RC	Eastern ROA Stu. Type A	006-1512-0000-000000-300	(1,592.85)
77865	11	4/14/2023	RC	Central Stu. Type A	006-1512-0000-000000-400	1,360.00
77865	15	4/14/2023	RC	Central ROA Stu. Type A	006-1512-0000-000000-400	(1,322.44)
77865	16	4/14/2023	RC	Western Stu. Type A	006-1512-0000-000000-500	1,056.20
77865	20	4/14/2023	RC	Western ROA Stu. Type A	006-1512-0000-000000-500	(1,020.35)

Reporting Period: May 2023 (FY 2023)

5/2/23 2:16 PM

Start Date: 4/01/2023

End Date: 4/30/2023

LEXINGTON LOCAL SCHOOLS Receipts Ledger Report

Receipt #	Line #	Date	Type	Description	Full Account Code	Amount
77880	1	4/21/2023	RC	HS/JH Stu. Type A	006-1512-0000-000000-100	\$ 5,855.30
77880	5	4/21/2023	RC	HS/JH ROA Stu. Type A	006-1512-0000-000000-100	(6,624.49)
77880	6	4/21/2023	RC	Eastern Stu. Type A	006-1512-0000-000000-300	2,081.40
77880	10	4/21/2023	RC	Eastern ROA Stu. Type A	006-1512-0000-000000-300	(1,817.49)
77880	11	4/21/2023	RC	Central Stu. Type A	006-1512-0000-000000-400	1,633.20
77880	15	4/21/2023	RC	Central ROA Stu. Type A	006-1512-0000-000000-400	(1,654.17)
77880	16	4/21/2023	RC	Western Stu. Type A	006-1512-0000-000000-500	1,321.60
77880	20	4/21/2023	RC	Western ROA Stu. Type A	006-1512-0000-000000-500	(1,262.45)
77904	1	4/28/2023	RC	HS/JH Stu. Type A	006-1512-0000-000000-100	5,852.60
77904	5	4/28/2023	RC	HS/JH ROA Stu. Type A	006-1512-0000-000000-100	(6,593.17)
77904	6	4/28/2023	RC	Eastern Stu. Type A	006-1512-0000-000000-300	2,025.60
77904	10	4/28/2023	RC	Eastern ROA Stu. Type A	006-1512-0000-000000-300	(1,645.55)
77904	11	4/28/2023	RC	Central Stu. Type A	006-1512-0000-000000-400	1,622.05
77904	15	4/28/2023	RC	Central ROA Stu. Type A	006-1512-0000-000000-400	(1,737.00)
77904	16	4/28/2023	RC	Western Stu. Type A	006-1512-0000-000000-500	1,259.80
77904	20	4/28/2023	RC	Western ROA Stu. Type A	006-1512-0000-000000-500	(1,067.80)
77908	6	4/28/2023	RC	HS/JH Lunch - Pay For It	006-1512-0000-000000-100	19,130.60
77908	7	4/28/2023	RC	Jr High Lunch - Pay For It	006-1512-0000-000000-200	20.00
77908	8	4/28/2023	RC	Eastern Lunch - Pay For It	006-1512-0000-000000-300	4,830.25
77908	9	4/28/2023	RC	Central Lunch - Pay For It	006-1512-0000-000000-400	4,213.00
77908	10	4/28/2023	RC	Western Lunch - Pay For It	006-1512-0000-000000-500	3,269.75
						\$ 30,846.12
Receipt:	1513					
77865	3	4/14/2023	RC	HS/JH Stu. ALa Carte	006-1513-0000-000000-100	1,972.15
77865	8	4/14/2023	RC	Eastern Stu. Ala Carte	006-1513-0000-000000-300	269.55
77865	13	4/14/2023	RC	Central Stu. Ala Carte	006-1513-0000-000000-400	114.00
77865	18	4/14/2023	RC	Western Stu. Ala Carte	006-1513-0000-000000-500	56.00
77880	3	4/21/2023	RC	HS/JH Stu. ALa Carte	006-1513-0000-000000-100	2,731.65
77880	8	4/21/2023	RC	Eastern Stu. Ala Carte	006-1513-0000-000000-300	287.90
77880	13	4/21/2023	RC	Central Stu. Ala Carte	006-1513-0000-000000-400	109.00
77880	18	4/21/2023	RC	Western Stu. Ala Carte	006-1513-0000-000000-500	48.50
77904	3	4/28/2023	RC	HS/JH Stu. ALa Carte	006-1513-0000-000000-100	2,773.30
77904	8	4/28/2023	RC	Eastern Stu. Ala Carte	006-1513-0000-000000-300	345.70
77904	13	4/28/2023	RC	Central Stu. Ala Carte	006-1513-0000-000000-400	95.00
77904	18	4/28/2023	RC	Western Stu. Ala Carte	006-1513-0000-000000-500	45.75
						\$ 8,848.50
Receipt:	1514					
77865	2	4/14/2023	RC	HS/JH Stu. Milk	006-1514-0000-000000-100	21.00
77865	7	4/14/2023	RC	Eastern Stu. Milk	006-1514-0000-000000-300	4.00
77865	12	4/14/2023	RC	Central Stu. Milk	006-1514-0000-000000-400	2.50

Reporting Period: May 2023 (FY 2023)

5/2/23 2:16 PM

Start Date: 4/01/2023

End Date: 4/30/2023

LEXINGTON LOCAL SCHOOLS Receipts Ledger Report

Receipt #	Line #	Date	Type	Description	Full Account Code	Amount
77865	17	4/14/2023	RC	Western Stu. Milk	006-1514-0000-000000-500	\$ 2.50
77880	2	4/21/2023	RC	HS/JH Stu. Milk	006-1514-0000-000000-100	20.50
77880	7	4/21/2023	RC	Eastern Stu. Milk	006-1514-0000-000000-300	3.50
77880	12	4/21/2023	RC	Central Stu. Milk	006-1514-0000-000000-400	3.50
77880	17	4/21/2023	RC	Western Stu. Milk	006-1514-0000-000000-500	3.50
77904	2	4/28/2023	RC	HS/JH Stu. Milk	006-1514-0000-000000-100	23.00
77904	7	4/28/2023	RC	Eastern Stu. Milk	006-1514-0000-000000-300	5.00
77904	12	4/28/2023	RC	Central Stu. Milk	006-1514-0000-000000-400	4.00
77904	17	4/28/2023	RC	Western Stu. Milk	006-1514-0000-000000-500	4.00
						\$ 97.00
Receipt:	1523					
77865	4	4/14/2023	RC	HS/JH Adult Ala Carte	006-1523-0000-000000-100	152.00
77865	9	4/14/2023	RC	Eastern Adult Ala Carte	006-1523-0000-000000-300	12.75
77865	14	4/14/2023	RC	Central Adult Ala Carte	006-1523-0000-000000-400	11.00
77865	19	4/14/2023	RC	Western Adult Ala Carte	006-1523-0000-000000-500	0.50
77880	4	4/21/2023	RC	HS/JH Adult Ala Carte	006-1523-0000-000000-100	289.00
77880	9	4/21/2023	RC	Eastern Adult Ala Carte	006-1523-0000-000000-300	23.00
77880	14	4/21/2023	RC	Central Adult Ala Carte	006-1523-0000-000000-400	13.00
77880	19	4/21/2023	RC	Western Adult Ala Carte	006-1523-0000-000000-500	9.50
77904	4	4/28/2023	RC	HS/JH Adult Ala Carte	006-1523-0000-000000-100	197.85
77904	9	4/28/2023	RC	Eastern Adult Ala Carte	006-1523-0000-000000-300	41.25
77904	14	4/28/2023	RC	Central Adult Ala Carte	006-1523-0000-000000-400	15.00
77904	19	4/28/2023	RC	Western Adult Ala Carte	006-1523-0000-000000-500	8.50
						\$ 773.35
Receipt:	3200					
77887	1	4/24/2023	RC	State Lunch FY2023 -Central	006-3200-0000-000000-400	2,221.28
77887	2	4/24/2023	RC	State Lunch FY2023 - Eastern	006-3200-0000-000000-300	2,831.27
77887	3	4/24/2023	RC	State Lunch FY2023 - HS/JH	006-3200-0000-000000-100	5,110.10
77887	4	4/24/2023	RC	State Lunch FY2023 - Western	006-3200-0000-000000-500	1,346.58
						\$ 11,509.23
Receipt:	4120					
77839	1	4/11/2023	RC	Federal Supply Chain Assistance (SCA) Funds - COVID HS/JH	006-4120-0000-000000-100	24,344.48
77839	3	4/11/2023	RC	Federal Supply Chain Assistance (SCA) Funds - COVID Central	006-4120-0000-000000-400	12,172.24
77839	4	4/11/2023	RC	Federal Supply Chain Assistance (SCA) Funds - COVID East	006-4120-0000-000000-300	12,172.24
77839	5	4/11/2023	RC	Federal Supply Chain Assistance (SCA) Funds - COVID Western	006-4120-0000-000000-500	12,172.24
77911	1	4/28/2023	RC	Federal Reimb Lunch High	006-4120-0000-000000-100	22,309.99
77911	2	4/28/2023	RC	Federal Reimb Lunch Jr High	006-4120-0000-000000-200	0.00

Reporting Period: May 2023 (FY 2023)

Start Date: 4/01/2023

End Date: 4/30/2023

5/2/23 2:16 PM

LEXINGTON LOCAL SCHOOLS Receipts Ledger Report

Receipt #	Line #	Date	Type	Description	Full Account Code	Amount
77911	3	4/28/2023	RC	Federal Reimb Lunch Central	006-4120-0000-000000-400	\$ 8,559.73
77911	4	4/28/2023	RC	Federal Reimb Lunch East	006-4120-0000-000000-300	11,873.51
77911	5	4/28/2023	RC	Federal Reimb Lunch Western	006-4120-0000-000000-500	5,695.13
77911	6	4/28/2023	RC	Fed Reimb Breakfast - High	006-4120-0000-000000-100	1,318.13
77911	7	4/28/2023	RC	Federal Reimb Breakfast - Jr H	006-4120-0000-000000-200	0.00
77911	8	4/28/2023	RC	Federal Reimb Break - Central	006-4120-0000-000000-400	1,393.14
77911	9	4/28/2023	RC	Federal Reimb Break - East	006-4120-0000-000000-300	1,809.37
77911	10	4/28/2023	RC	Federal Reimb Break - Western	006-4120-0000-000000-500	666.60
77911	11	4/28/2023	RC	Federal Reimb Special Milk - Western	006-4120-0000-000000-500	55.81
						\$ 114,542.61
						\$ 168,922.56
Fund:	007					
Receipt:	1410					
77910	5	4/28/2023	RC	Richland Bank Int - Minutemen	007-1410-9100-000000-000	251.04
						\$ 251.04
Receipt:	1820					
77850	1	4/13/2023	RC	Brownell Scholarship Donation	007-1820-9100-000000-000	2,500.00
						\$ 2,500.00
						\$ 2,751.04
Fund:	010					
Receipt:	1410					
77910	7	4/28/2023	RC	Classroom Facilities Fund	010-1410-0000-000000-000	960.48
						\$ 960.48
						\$ 960.48
Fund:	018					
Receipt:	1630					
77863	1	4/13/2023	RC	Eastern fees princ acct	018-1630-9300-000000-000	20.00
77891	2	4/24/2023	RC	Eastern School Fees - Princ Acct	018-1630-9300-000000-000	12.00
77879	1	4/20/2023	RC	Central fees princ acct	018-1630-9400-000000-000	6.00
						\$ 38.00
Receipt:	1690					
77848	1	4/11/2023	RC	MD Coffee service	018-1690-9100-000000-000	130.55
77858	1	4/14/2023	RC	MD Coffee service	018-1690-9100-000000-000	115.74
77892	1	4/24/2023	RC	AP Exams	018-1690-9100-000000-000	133.00
77895	1	4/25/2023	RC	MD Coffee service	018-1690-9100-000000-000	148.26
77901	1	4/25/2023	RC	AP Exams	018-1690-9100-000000-000	505.00
						\$ 1,032.55
Receipt:	1890					
77876	1	4/20/2023	RC	Central Lost Library book	018-1890-9401-000000-000	16.00
77877	1	4/20/2023	RC	Central Lost Library book	018-1890-9401-000000-000	7.00

Reporting Period: May 2023 (FY 2023)

5/2/23 2:16 PM

Start Date: 4/01/2023

End Date: 4/30/2023

LEXINGTON LOCAL SCHOOLS
Receipts Ledger Report

Receipt #	Line #	Date	Type	Description	Full Account Code	Amount
77878	1	4/20/2023	RC	Central Lost Library book	018-1890-9401-000000-000	\$ 11.00
						<u>\$ 34.00</u>
						<u>\$ 1,104.55</u>
Fund:	019					
Receipt:	1890					
77874	3	4/18/2023	RC	PTO Recycling-Central	019-1890-9121-000000-000	6.46
77874	1	4/18/2023	RC	PTO Recycling-Eastern	019-1890-9122-000000-000	6.47
77874	2	4/18/2023	RC	PTO Recycling-Western	019-1890-9123-000000-000	6.47
						<u>\$ 19.40</u>
						<u>\$ 19.40</u>
Fund:	024					
Receipt:	1410					
77910	2	4/28/2023	RC	Richland Bank Int. 024	024-1410-0000-000000-000	1,191.18
						<u>\$ 1,191.18</u>
Receipt:	1872					
77888	1	4/20/2023	RC	Employees' Premiums April	024-1872-0000-000000-000	73,800.58
77889	1	4/20/2023	RC	Board's Premiums April	024-1872-0000-000000-000	401,295.91
						<u>\$ 475,096.49</u>
						<u>\$ 476,287.67</u>
Fund:	034					
Receipt:	1111					
77853	5	4/12/2023	RC	Perm Imp (.5 Mill) Tax - Richl	034-1111-0000-000000-000	95,722.48
						<u>\$ 95,722.48</u>
Receipt:	1122					
77853	10	4/12/2023	RC	Pers Prop Tax PI (.5 Mill)-Ric	034-1122-0000-000000-000	5,378.65
						<u>\$ 5,378.65</u>
Receipt:	3132					
77847	8	4/12/2023	RC	Homestead for PI (.5 Mill)-Mor	034-3132-0000-000000-000	120.32
						<u>\$ 120.32</u>
						<u>\$ 101,221.45</u>
Fund:	200					
Receipt:	1620					
77841	1	4/3/2023	RC	Musical Into the Woods Online Sales	200-1620-9102-000000-000	32.00
77842	1	4/5/2023	RC	Musical Into the Woods Online Sales	200-1620-9102-000000-000	150.00
77843	1	4/6/2023	RC	Musical Into the Woods Online Sales	200-1620-9102-000000-000	170.00
77844	1	4/10/2023	RC	Musical Into the Woods Online Sales	200-1620-9102-000000-000	58.00
77845	1	4/11/2023	RC	Musical Into the Woods Online Sales	200-1620-9102-000000-000	100.00
77846	1	4/12/2023	RC	Musical Into the Woods Online Sales	200-1620-9102-000000-000	121.00
77851	1	4/13/2023	RC	Musical Into the Woods Online Sales	200-1620-9102-000000-000	98.00
77852	1	4/14/2023	RC	Musical Into the Woods Online Sales	200-1620-9102-000000-000	62.00

Reporting Period: May 2023 (FY 2023)

5/2/23 2:16 PM

Start Date: 4/01/2023

End Date: 4/30/2023

LEXINGTON LOCAL SCHOOLS Receipts Ledger Report

Receipt #	Line #	Date	Type	Description	Full Account Code	Amount
77861	1	4/17/2023	RC	Musical Into the Woods Online Sales	200-1620-9102-000000-000	\$ 74.00
77862	1	4/18/2023	RC	Musical Into the Woods Online Sales	200-1620-9102-000000-000	328.00
77867	1	4/19/2023	RC	Musical Into the Woods Online Sales	200-1620-9102-000000-000	1,014.00
77868	1	4/20/2023	RC	Musical Into the Woods Online Sales	200-1620-9102-000000-000	280.00
77869	1	4/21/2023	RC	Musical Into the Woods Online Sales	200-1620-9102-000000-000	385.88
77870	1	4/24/2023	RC	Musical Into the Woods Online Sales	200-1620-9102-000000-000	578.71
77896	1	4/25/2023	RC	Musical Into the Woods Online Sales	200-1620-9102-000000-000	919.00
77897	1	4/26/2023	RC	Musical Into the Woods Online Sales	200-1620-9102-000000-000	1,122.34
77860	2	4/14/2023	RC	Yearbook Sales	200-1620-9119-000000-000	10.00
						\$ 5,502.93
Receipt:	1690					
77860	1	4/14/2023	RC	Yearbook ad sales	200-1690-9119-000000-000	525.00
77871	4	4/18/2023	RC	Yearbook Ad	200-1690-9119-000000-000	85.00
77893	1	4/24/2023	RC	Yearbook ad sales	200-1690-9119-000000-000	160.00
77873	1	4/18/2023	RC	Recycling - Minutemen In Action	200-1690-9612-000000-000	16.92
77906	1	4/27/2023	RC	JH Minutemen in Action Spirit Wear	200-1690-9612-000000-000	607.00
						\$ 1,393.92
						\$ 6,896.85
Fund:	300					
Receipt:	1610					
77841	2	4/3/2023	RC	JH Track vs. West Holmes	300-1610-9600-000000-719	14.00
77845	2	4/11/2023	RC	Lex Track Invitational adm	300-1610-9600-000000-712	89.00
77849	1	4/11/2023	RC	Lex Track Invite Adm	300-1610-9600-000000-712	3,265.00
77846	2	4/12/2023	RC	Lex Track Invitational adm	300-1610-9600-000000-712	885.00
77856	1	4/12/2023	RC	Lex Track vs. Madison adm	300-1610-9600-000000-712	1,672.00
77902	2	4/26/2023	RC	Track adm vs. Mt. Vernon	300-1610-9600-000000-712	1,477.00
						\$ 7,402.00
Receipt:	1690					
77903	1	4/26/2023	RC	WMFD Winter Livestream Contract	300-1690-9600-000000-000	1,751.30
						\$ 1,751.30
Receipt:	1890					
77849	2	4/11/2023	RC	Lex Track Invite Entry Fees	300-1890-9600-000000-712	750.00
77856	2	4/12/2023	RC	Lex Track Invite Entry Fees	300-1890-9600-000000-712	250.00
77902	1	4/26/2023	RC	Track Invite Entry Fee	300-1890-9600-000000-712	250.00
						\$ 1,250.00
						\$ 10,403.30
Fund:	507					
Receipt:	4220					
77881	1	4/20/2023	RC	ARP ESSER Revenue	507-4220-9022-000000-000	27,155.47
						\$ 27,155.47

Reporting Period: May 2023 (FY 2023)

5/2/23 2:16 PM

Start Date: 4/01/2023

End Date: 4/30/2023

LEXINGTON LOCAL SCHOOLS Receipts Ledger Report

Receipt #	Line #	Date	Type	Description	Full Account Code	Amount	
						\$ 27,155.47	
Fund:	516						
Receipt:	4220						
77885	1	4/21/2023	RC	IDEA-B Revenue	516-4220-9023-000000-000	\$ 65,980.35	
						\$ 65,980.35	
Fund:	572						
Receipt:	4220						
77884	1	4/21/2023	RC	Title I Revenue	572-4220-9023-000000-000	17,307.53	
						\$ 17,307.53	
Fund:	584						
Receipt:	4220						
77882	1	4/21/2023	RC	Title IV Revenue	584-4220-9023-000000-000	120.48	
						\$ 120.48	
Fund:	590						
Receipt:	4220						
77883	1	4/21/2023	RC	Title II-A Revenue	590-4220-9023-000000-000	1,278.32	
						\$ 1,278.32	
Grand Total						\$ 10,880,667.33	

Reporting Period: April 2023 (FY 2023)
 As Of Period: 04/30/2023

5/2/23 2:17 PM

LEXINGTON LOCAL SCHOOLS
Revenue Account Summary

Fund-SCC	Description	FYTDReceivable	FYTD Received	MTD Received	YTD Received
SCC:	0000				
001-0000	GENERAL FUND	\$ 23,986,204.23	\$ 21,893,348.32	\$ 7,736,099.54	\$ 10,720,585.83
		\$ 23,986,204.23	\$ 21,893,348.32	\$ 7,736,099.54	\$ 10,720,585.83
SCC:	9412				
001-9412	GENERAL BUDGET RESERVE SET- ASIDE-1%/BWC	0.00	0.00	0.00	0.00
		\$ 0.00	\$ 0.00	\$ 0.00	\$ 0.00
SCC:	0000				
002-0000	BOND RETIREMENT FUND	3,434,171.28	3,436,841.15	1,864,661.85	1,978,967.86
003-0000	PERMANENT IMPROVEMENT FUND	764,319.86	715,591.64	368,989.55	392,043.80
004-0000	LFI BUILDING FUND	10,409.13	32,135.21	556.94	7,886.26
006-0000	FOOD SERVICE FUND	1,185,721.35	807,591.97	168,887.06	468,913.58
		\$ 5,394,621.62	\$ 4,992,159.97	\$ 2,403,095.40	\$ 2,847,811.50
SCC:	9100				
007-9100	LEXINGTON MINUTEMEN ACADEMIC SCHOLARSHIP FUND	16,178.28	14,106.87	2,751.04	6,077.74
		\$ 16,178.28	\$ 14,106.87	\$ 2,751.04	\$ 6,077.74
SCC:	9800				
007-9800	TERRY McCAMMON SCHOLARSHIP FUND	0.00	0.00	0.00	0.00
		\$ 0.00	\$ 0.00	\$ 0.00	\$ 0.00
SCC:	9801				
007-9801	MINUTEMAN ALUMNI SCHOLARSHIP FUND	0.00	0.00	0.00	0.00
		\$ 0.00	\$ 0.00	\$ 0.00	\$ 0.00
SCC:	9999				
007-9999	LEXINGTON SCHOOLS TRUST FUND	0.00	0.00	0.00	0.00
		\$ 0.00	\$ 0.00	\$ 0.00	\$ 0.00
SCC:	0000				
010-0000	CLASSROOM FACILITIES CONSTRUCTION FUND	31,933.97	57,941.09	960.48	22,900.74
		\$ 31,933.97	\$ 57,941.09	\$ 960.48	\$ 22,900.74
SCC:	9100				
018-9100	HIGH SCHOOL PRINCIPAL'S FUND	5,336.93	4,878.83	1,032.55	2,285.81
		\$ 5,336.93	\$ 4,878.83	\$ 1,032.55	\$ 2,285.81
SCC:	9101				
018-9101	HIGH SCHOOL FLOWER FUND	393.00	0.00	0.00	0.00
		\$ 393.00	\$ 0.00	\$ 0.00	\$ 0.00
SCC:	9200				
018-9200	JUNIOR HIGH PRINCIPAL'S FUND	2,501.19	(204.42)	0.00	0.00
		\$ 2,501.19	\$ (204.42)	\$ 0.00	\$ 0.00
SCC:	9300				

Reporting Period: April 2023 (FY 2023)
 As Of Period: 04/30/2023

5/2/23 2:17 PM

LEXINGTON LOCAL SCHOOLS
Revenue Account Summary

Fund-SCC	Description	FYTDReceivable	FYTD Received	MTD Received	YTD Received
018-9300	EASTERN PRINCIPAL'S FUND	\$ 3,148.68	\$ 5,012.87	\$ 32.00	\$ 205.95
		\$ 3,148.68	\$ 5,012.87	\$ 32.00	\$ 205.95
SCC:	9301				
018-9301	EASTERN ELEMENTARY BOOKFAIR/BOXTOPS FUND	8,070.13	0.00	0.00	0.00
		\$ 8,070.13	\$ 0.00	\$ 0.00	\$ 0.00
SCC:	9302				
018-9302	EASTERN ELEMENTARY MATH	0.00	0.00	0.00	0.00
		\$ 0.00	\$ 0.00	\$ 0.00	\$ 0.00
SCC:	9303				
018-9303	EASTERN RUN CLUB	1,075.00	1,060.00	0.00	0.00
		\$ 1,075.00	\$ 1,060.00	\$ 0.00	\$ 0.00
SCC:	9400				
018-9400	CENTRAL PRINCIPAL'S FUND	3,050.29	2,408.95	6.00	607.33
		\$ 3,050.29	\$ 2,408.95	\$ 6.00	\$ 607.33
SCC:	9401				
018-9401	CENTRAL ELEMENTARY BOOKFAIR FUND	4,030.04	3,219.47	34.00	107.00
		\$ 4,030.04	\$ 3,219.47	\$ 34.00	\$ 107.00
SCC:	9402				
018-9402	CENTRAL ELEMENTARY ART	0.00	0.00	0.00	0.00
		\$ 0.00	\$ 0.00	\$ 0.00	\$ 0.00
SCC:	9500				
018-9500	WESTERN PRINCIPAL'S FUND	3,507.65	3,370.70	0.00	453.91
		\$ 3,507.65	\$ 3,370.70	\$ 0.00	\$ 453.91
SCC:	9501				
018-9501	WESTERN ELEMENTARY BOOKFAIR/BOXTOPS FUND	4,438.42	4,178.46	0.00	4,153.46
		\$ 4,438.42	\$ 4,178.46	\$ 0.00	\$ 4,153.46
SCC:	9502				
018-9502	HIGH SCHOOL ACADEMIC BOOSTERS FUND	0.00	0.00	0.00	0.00
		\$ 0.00	\$ 0.00	\$ 0.00	\$ 0.00
SCC:	9503				
018-9503	WESTERN ELEMENTARY ART	0.00	0.00	0.00	0.00
		\$ 0.00	\$ 0.00	\$ 0.00	\$ 0.00
SCC:	9602				
018-9602	JUNIOR HIGH ACADEMIC BOOSTERS FUND	0.00	0.00	0.00	0.00
		\$ 0.00	\$ 0.00	\$ 0.00	\$ 0.00
SCC:	9901				
018-9901	JUNIOR HIGH TEACHER ADVISORY FUND	0.00	0.00	0.00	0.00

Reporting Period: April 2023 (FY 2023)
 As Of Period: 04/30/2023

5/2/23 2:17 PM

LEXINGTON LOCAL SCHOOLS
Revenue Account Summary

Fund-SCC	Description	FYTDReceivable	FYTD Received	MTD Received	YTD Received
SCC:	9001	\$ 0.00	\$ 0.00	\$ 0.00	\$ 0.00
019-9001	ACADEMIC BOOSTERS GRANTS	\$ 0.00	\$ 0.00	\$ 0.00	\$ 0.00
		\$ 0.00	\$ 0.00	\$ 0.00	\$ 0.00
SCC:	9121				
019-9121	CENTRAL ELEMENTARY PTO GRANTS	89.94	75.07	6.46	34.94
		\$ 89.94	\$ 75.07	\$ 6.46	\$ 34.94
SCC:	9122				
019-9122	EASTERN ELEMENTARY PTO GRANTS	89.95	1,075.07	6.47	34.95
		\$ 89.95	\$ 1,075.07	\$ 6.47	\$ 34.95
SCC:	9123				
019-9123	WESTERN ELEMENTARY PTO GRANTS	89.94	2,075.05	6.47	34.96
		\$ 89.94	\$ 2,075.05	\$ 6.47	\$ 34.96
SCC:	9200				
019-9200	RICHLAND COUNTY FOUNDATION GRANT PLAYGROUND	0.00	0.00	0.00	0.00
		\$ 0.00	\$ 0.00	\$ 0.00	\$ 0.00
SCC:	9201				
019-9201	RICHLAND COUNTY FOUNDATION GRANT CENTRAL PRID	0.00	0.00	0.00	0.00
		\$ 0.00	\$ 0.00	\$ 0.00	\$ 0.00
SCC:	9202				
019-9202	RICHLAND COUNTY FOUNDATION GRANT-HENSEL FY15	0.00	0.00	0.00	0.00
		\$ 0.00	\$ 0.00	\$ 0.00	\$ 0.00
SCC:	9204				
019-9204	RICHLAND COUNTY FOUNDATION GRANT-PELPHREY 15	0.00	0.00	0.00	0.00
		\$ 0.00	\$ 0.00	\$ 0.00	\$ 0.00
SCC:	9205				
019-9205	RICHLAND CO FOUNDATION GRANT-STAINED GLASS 16	0.00	0.00	0.00	0.00
		\$ 0.00	\$ 0.00	\$ 0.00	\$ 0.00
SCC:	9206				
019-9206	RICHLAND CO FOUNDATION GRANT-SEASONAL SCIE 16	0.00	0.00	0.00	0.00
		\$ 0.00	\$ 0.00	\$ 0.00	\$ 0.00
SCC:	9207				
019-9207	RICHLAND CO FOUNDATION-SCORE COMMON CORE 16	0.00	0.00	0.00	0.00
		\$ 0.00	\$ 0.00	\$ 0.00	\$ 0.00

Reporting Period: April 2023 (FY 2023)

As Of Period: 04/30/2023

5/2/23 2:17 PM

LEXINGTON LOCAL SCHOOLS
Revenue Account Summary

Fund-SCC	Description	FYTDReceivable	FYTD Received	MTD Received	YTD Received
SCC:	9208				
019-9208	RICHLAND CO FOUND-BUILD A COMM OF READERS	\$ 0.00	\$ 0.00	\$ 0.00	\$ 0.00
		\$ 0.00	\$ 0.00	\$ 0.00	\$ 0.00
SCC:	9209				
019-9209	RICH CO FOUND-LEARN TO READ FOR A LIFETIME	0.00	0.00	0.00	0.00
		\$ 0.00	\$ 0.00	\$ 0.00	\$ 0.00
SCC:	9210				
019-9210	RICH CO FOUND-MULTI-SENS APPROACH TO LEARNING	0.00	0.00	0.00	0.00
		\$ 0.00	\$ 0.00	\$ 0.00	\$ 0.00
SCC:	9211				
019-9211	RICH CO FOUND-BEE AWARENESS	0.00	0.00	0.00	0.00
		\$ 0.00	\$ 0.00	\$ 0.00	\$ 0.00
SCC:	9212				
019-9212	RICH CO FOUND-DONT LET THE PIGEON STOP TALK	0.00	0.00	0.00	0.00
		\$ 0.00	\$ 0.00	\$ 0.00	\$ 0.00
SCC:	9213				
019-9213	RICH CO FOUND-BRAIN GAMES 5.0	0.00	0.00	0.00	0.00
		\$ 0.00	\$ 0.00	\$ 0.00	\$ 0.00
SCC:	9214				
019-9214	RICH CO FOUND-TALKING SENSE TO OUR NUMBERS	0.00	0.00	0.00	0.00
		\$ 0.00	\$ 0.00	\$ 0.00	\$ 0.00
SCC:	9215				
019-9215	RICH CO FOUND-SEE THE CIVILIZATION	0.00	0.00	0.00	0.00
		\$ 0.00	\$ 0.00	\$ 0.00	\$ 0.00
SCC:	9216				
019-9216	RICH CO FOUND-SCIENCE OLYMPIAD	0.00	0.00	0.00	0.00
		\$ 0.00	\$ 0.00	\$ 0.00	\$ 0.00
SCC:	9217				
019-9217	RICH CO FOUND-KICK BACK WITH CLASSICS	0.00	0.00	0.00	0.00
		\$ 0.00	\$ 0.00	\$ 0.00	\$ 0.00
SCC:	9218				
019-9218	RICH CO FOUND-WRITE STUFF STEAM KIT	0.00	0.00	0.00	0.00
		\$ 0.00	\$ 0.00	\$ 0.00	\$ 0.00
SCC:	9219				
019-9219	RICH CO FOUND-CLASSROOM	0.00	0.00	0.00	0.00

Reporting Period: April 2023 (FY 2023)

5/2/23 2:17 PM

As Of Period: 04/30/2023

LEXINGTON LOCAL SCHOOLS
Revenue Account Summary

Fund-SCC	Description	FYTDReceivable	FYTD Received	MTD Received	YTD Received
	LIBRARY				
SCC:	9220	\$ 0.00	\$ 0.00	\$ 0.00	\$ 0.00
019-9220	RICH CO FOUND-LEGOS AND BUILDING BLOCKS	\$ 0.00	\$ 0.00	\$ 0.00	\$ 0.00
		\$ 0.00	\$ 0.00	\$ 0.00	\$ 0.00
SCC:	9221				
019-9221	RICH CO FOUND-SCIENCE DISCOVERY BINS	0.00	0.00	0.00	0.00
		\$ 0.00	\$ 0.00	\$ 0.00	\$ 0.00
SCC:	9222				
019-9222	RICH CO FOUND-ONE BIG HAPPY FAMILY	0.00	0.00	0.00	0.00
		\$ 0.00	\$ 0.00	\$ 0.00	\$ 0.00
SCC:	9223				
019-9223	RICH CO FOUND-MAKER MAVEN STEM	0.00	0.00	0.00	0.00
		\$ 0.00	\$ 0.00	\$ 0.00	\$ 0.00
SCC:	9224				
019-9224	RICH CO FOUND-STEM SNAP CIRCUITS	0.00	0.00	0.00	0.00
		\$ 0.00	\$ 0.00	\$ 0.00	\$ 0.00
SCC:	9225				
019-9225	RICH CO FOUND GRANT-STEM MATERIALS SNAP CIRCUITS	485.94	0.00	0.00	0.00
		\$ 485.94	\$ 0.00	\$ 0.00	\$ 0.00
SCC:	9226				
019-9226	RICH CO FOUND GRANT-SCIENCE ENRICH FIELD TRIP	1,500.00	0.00	0.00	0.00
		\$ 1,500.00	\$ 0.00	\$ 0.00	\$ 0.00
SCC:	9227				
019-9227	RICH CO FOUND GRANT-CAREER BOOKS AND ACTIVITIES	532.00	532.00	0.00	0.00
		\$ 532.00	\$ 532.00	\$ 0.00	\$ 0.00
SCC:	9228				
019-9228	RICH CO FOUND GRANT-SOCIAL STUDIES MAKERSPACE	1,490.34	1,490.34	0.00	0.00
		\$ 1,490.34	\$ 1,490.34	\$ 0.00	\$ 0.00
SCC:	9301				
019-9301	RICH CO FOUND/SECO ROBOTICS GRANT (HEIMANN)	0.00	0.00	0.00	0.00
		\$ 0.00	\$ 0.00	\$ 0.00	\$ 0.00
SCC:	9302				
019-9302	RICH CO RETIRED TEACHERS	0.00	0.00	0.00	0.00

Reporting Period: April 2023 (FY 2023)
 As Of Period: 04/30/2023

5/2/23 2:17 PM

**LEXINGTON LOCAL SCHOOLS
 Revenue Account Summary**

Fund-SCC	Description	FYTDReceivable	FYTD Received	MTD Received	YTD Received
	ASSOC				
SCC:	9303	\$ 0.00	\$ 0.00	\$ 0.00	\$ 0.00
019-9303	OHIO POWER GRANT (BERRY)	\$ 0.00	\$ 0.00	\$ 0.00	\$ 0.00
		\$ 0.00	\$ 0.00	\$ 0.00	\$ 0.00
SCC:	9304				
019-9304	RICHLAND CO RETIRED TEACHERS - HS ENGLISH	200.00	0.00	0.00	0.00
		\$ 200.00	\$ 0.00	\$ 0.00	\$ 0.00
SCC:	9305				
019-9305	OTHER GRANT	0.00	500.00	0.00	500.00
		\$ 0.00	\$ 500.00	\$ 0.00	\$ 500.00
SCC:	9500				
019-9500	DOLLAR GENERAL LIT FOUND - YOUTH LIT FY16	0.00	0.00	0.00	0.00
		\$ 0.00	\$ 0.00	\$ 0.00	\$ 0.00
SCC:	9502				
019-9502	RICHLAND CO HMG SENSORY GRANT	0.00	0.00	0.00	0.00
		\$ 0.00	\$ 0.00	\$ 0.00	\$ 0.00
SCC:	9616				
019-9616	WALMART TEACHER OF THE YEAR- DANIELLE SAVAGE	0.00	0.00	0.00	0.00
		\$ 0.00	\$ 0.00	\$ 0.00	\$ 0.00
SCC:	9601				
022-9601	OHSAA TOURNAMENT AGENCY FUND	18,860.00	(10,387.25)	0.00	(1,206.40)
		\$ 18,860.00	\$ (10,387.25)	\$ 0.00	\$ (1,206.40)
SCC:	0000				
024-0000	EMPLOYEE BENEFITS FUND FOR MEDICAL/DENTAL	5,401,960.89	4,544,734.93	476,287.67	1,909,380.96
034-0000	OFCC PROJECT MAINTENANCE FUND	186,410.78	186,855.93	101,221.45	107,429.47
		\$ 5,588,371.67	\$ 4,731,590.86	\$ 577,509.12	\$ 2,016,810.43
SCC:	9101				
200-9101	HIGH SCHOOL ART CLUB	0.00	0.00	0.00	0.00
		\$ 0.00	\$ 0.00	\$ 0.00	\$ 0.00
SCC:	9102				
200-9102	HIGH SCHOOL DRAMA CLUB	11,121.66	10,758.93	5,492.93	10,758.93
		\$ 11,121.66	\$ 10,758.93	\$ 5,492.93	\$ 10,758.93
SCC:	9103				
200-9103	HIGH SCHOOL MATH CLUB	0.00	0.00	0.00	0.00
		\$ 0.00	\$ 0.00	\$ 0.00	\$ 0.00

Reporting Period: April 2023 (FY 2023)

5/2/23 2:17 PM

As Of Period: 04/30/2023

LEXINGTON LOCAL SCHOOLS
Revenue Account Summary

Fund-SCC	Description	FYTDReceivable	FYTD Received	MTD Received	YTD Received
SCC:	9104				
200-9104	HIGH SCHOOL LEADERSHIP COUNCIL	\$ 1,607.00	\$ 0.00	\$ 0.00	\$ 0.00
		\$ 1,607.00	\$ 0.00	\$ 0.00	\$ 0.00
SCC:	9105				
200-9105	HIGH SCHOOL FRENCH CLUB	0.00	105.00	0.00	0.00
		\$ 0.00	\$ 105.00	\$ 0.00	\$ 0.00
SCC:	9107				
200-9107	HIGH SCHOOL SPANISH CLUB	120.00	0.00	0.00	0.00
		\$ 120.00	\$ 0.00	\$ 0.00	\$ 0.00
SCC:	9108				
200-9108	HIGH SCHOOL LEO CLUB	148.25	417.45	0.00	0.00
		\$ 148.25	\$ 417.45	\$ 0.00	\$ 0.00
SCC:	9114				
200-9114	HIGH SCHOOL STUDENT COUNCIL FUND	2,108.21	6,479.00	0.00	3,318.00
		\$ 2,108.21	\$ 6,479.00	\$ 0.00	\$ 3,318.00
SCC:	9115				
200-9115	HIGH SCHOOL KEY CLUB	1,089.30	891.00	0.00	81.00
		\$ 1,089.30	\$ 891.00	\$ 0.00	\$ 81.00
SCC:	9116				
200-9116	HIGH SCHOOL CHESS CLUB	0.00	0.00	0.00	0.00
		\$ 0.00	\$ 0.00	\$ 0.00	\$ 0.00
SCC:	9119				
200-9119	HIGH SCHOOL YEARBOOK FUND	11,827.50	8,353.00	780.00	1,925.00
		\$ 11,827.50	\$ 8,353.00	\$ 780.00	\$ 1,925.00
SCC:	9120				
200-9120	HIGH SCHOOL JOURNALISM FUND	0.00	0.00	0.00	0.00
		\$ 0.00	\$ 0.00	\$ 0.00	\$ 0.00
SCC:	9121				
200-9121	HIGH SCHOOL NATIONAL HONOR SOCIETY	5,933.81	5,600.00	0.00	0.00
		\$ 5,933.81	\$ 5,600.00	\$ 0.00	\$ 0.00
SCC:	9160				
200-9160	HIGH SCHOOL GERMAN CLUB	0.00	0.00	0.00	0.00
		\$ 0.00	\$ 0.00	\$ 0.00	\$ 0.00
SCC:	9201				
200-9201	JUNIOR HIGH ART CLUB	128.25	277.18	0.00	277.18
		\$ 128.25	\$ 277.18	\$ 0.00	\$ 277.18
SCC:	9204				
200-9204	JUNIOR HIGH STUDENT COUNCIL FUND	1,080.70	1,266.00	0.00	288.00

Reporting Period: April 2023 (FY 2023)

5/2/23 2:17 PM

As Of Period: 04/30/2023

LEXINGTON LOCAL SCHOOLS
Revenue Account Summary

Fund-SCC	Description	FYTDReceivable	FYTD Received	MTD Received	YTD Received
		\$ 1,080.70	\$ 1,266.00	\$ 0.00	\$ 288.00
SCC:	9205				
200-9205	JUNIOR HIGH LIBRARY CLUB	\$ 0.00	\$ 0.00	\$ 0.00	\$ 0.00
		\$ 0.00	\$ 0.00	\$ 0.00	\$ 0.00
SCC:	9301				
200-9301	EASTERN ELEMENTARY STUDENT ACTIVITY FUND	946.71	3,476.77	0.00	531.90
		\$ 946.71	\$ 3,476.77	\$ 0.00	\$ 531.90
SCC:	9302				
200-9302	EASTERN ELEMENTARY ROBOTICS FUND	0.00	0.00	0.00	0.00
		\$ 0.00	\$ 0.00	\$ 0.00	\$ 0.00
SCC:	9401				
200-9401	CENTRAL ELEMENTARY STUDENT ACTIVITY FUND	0.00	0.00	0.00	0.00
		\$ 0.00	\$ 0.00	\$ 0.00	\$ 0.00
SCC:	9611				
200-9611	HIGH SCHOOL INFORMED TEENS FUND	0.00	0.00	0.00	0.00
		\$ 0.00	\$ 0.00	\$ 0.00	\$ 0.00
SCC:	9612				
200-9612	JUNIOR HIGH INFORMED TEENS FUND	575.06	639.22	623.92	633.64
		\$ 575.06	\$ 639.22	\$ 623.92	\$ 633.64
SCC:	9106				
300-9106	HIGH SCHOOL INTRAMURALS	0.00	0.00	0.00	0.00
		\$ 0.00	\$ 0.00	\$ 0.00	\$ 0.00
SCC:	9115				
300-9115	JAZZ BAND	0.00	0.00	0.00	0.00
		\$ 0.00	\$ 0.00	\$ 0.00	\$ 0.00
SCC:	9116				
300-9116	CHOIR	0.00	0.00	0.00	0.00
		\$ 0.00	\$ 0.00	\$ 0.00	\$ 0.00
SCC:	9206				
300-9206	JUNIOR HIGH PHYS ED DEPARTMENT FUND	470.00	246.00	0.00	0.00
		\$ 470.00	\$ 246.00	\$ 0.00	\$ 0.00
SCC:	9210				
300-9210	JR HIGH INSTRUMENTAL	0.00	0.00	0.00	0.00
		\$ 0.00	\$ 0.00	\$ 0.00	\$ 0.00
SCC:	9600				
300-9600	ATHLETIC FUND	239,500.00	235,692.05	10,403.30	44,351.61
		\$ 239,500.00	\$ 235,692.05	\$ 10,403.30	\$ 44,351.61

Reporting Period: April 2023 (FY 2023)
 As Of Period: 04/30/2023

5/2/23 2:17 PM

LEXINGTON LOCAL SCHOOLS
Revenue Account Summary

Fund-SCC	Description	FYTDReceivable	FYTD Received	MTD Received	YTD Received
SCC:	9601				
300-9601	ATHLETIC CAPITAL FUND	\$ 41,000.00	\$ 24,500.00	\$ 0.00	\$ 12,500.00
		\$ 41,000.00	\$ 24,500.00	\$ 0.00	\$ 12,500.00
SCC:	9602				
300-9602	ORCHESTRA	0.00	0.00	0.00	0.00
		\$ 0.00	\$ 0.00	\$ 0.00	\$ 0.00
SCC:	9603				
300-9603	ELEMENTARY MUSIC	0.00	0.00	0.00	0.00
		\$ 0.00	\$ 0.00	\$ 0.00	\$ 0.00
SCC:	9605				
300-9605	BAND	0.00	0.00	0.00	0.00
		\$ 0.00	\$ 0.00	\$ 0.00	\$ 0.00
SCC:	9020				
451-9020	Network Connectivity FY 2020	0.00	0.00	0.00	0.00
		\$ 0.00	\$ 0.00	\$ 0.00	\$ 0.00
SCC:	9021				
451-9021	Network Connectivity FY 2021	0.00	0.00	0.00	0.00
		\$ 0.00	\$ 0.00	\$ 0.00	\$ 0.00
SCC:	9022				
451-9022	Network Connectivity FY2022	0.00	0.00	0.00	0.00
		\$ 0.00	\$ 0.00	\$ 0.00	\$ 0.00
SCC:	9023				
451-9023	DATA COMMUNICATION FUND	9,000.00	9,000.00	0.00	4,500.00
		\$ 9,000.00	\$ 9,000.00	\$ 0.00	\$ 4,500.00
SCC:	9922				
451-9922	Emergency Connectivity FY2022	0.00	0.00	0.00	0.00
		\$ 0.00	\$ 0.00	\$ 0.00	\$ 0.00
SCC:	0000				
467-0000	STUDENT WELLNESS AND SUCCESS FUND	0.00	0.00	0.00	0.00
		\$ 0.00	\$ 0.00	\$ 0.00	\$ 0.00
SCC:	9020				
499-9020	SCHOOL SAFETY GRANT FY20	0.00	0.00	0.00	0.00
		\$ 0.00	\$ 0.00	\$ 0.00	\$ 0.00
SCC:	9021				
499-9021	SCHOOL SAFETY GRANT FY21	0.00	0.00	0.00	0.00
		\$ 0.00	\$ 0.00	\$ 0.00	\$ 0.00
SCC:	9022				
499-9022	SCHOOL SAFETY GRANT FY22	12,461.88	0.00	0.00	0.00
		\$ 12,461.88	\$ 0.00	\$ 0.00	\$ 0.00
SCC:	9023				

Reporting Period: April 2023 (FY 2023)
 As Of Period: 04/30/2023

5/2/23 2:17 PM

LEXINGTON LOCAL SCHOOLS
Revenue Account Summary

Fund-SCC	Description	FYTDReceivable	FYTD Received	MTD Received	YTD Received
499-9023	MISCELLANEOUS STATE GRANT FUND	\$ 0.00	\$ 12,497.09	\$ 0.00	\$ 12,497.09
SCC:	9101	\$ 0.00	\$ 12,497.09	\$ 0.00	\$ 12,497.09
499-9101	STATE GRANT 2001 READING IMPROV.INCENT-CENTRA	0.00	0.00	0.00	0.00
SCC:	9121	\$ 0.00	\$ 0.00	\$ 0.00	\$ 0.00
499-9121	SCHOOL BUS PURCHASE PROGRAM	0.00	135,000.00	0.00	135,000.00
SCC:	9122	\$ 0.00	\$ 135,000.00	\$ 0.00	\$ 135,000.00
499-9122	SCHOOL BUS PURCHASE PROGRAM	135,000.00	0.00	0.00	0.00
SCC:	9123	\$ 135,000.00	\$ 0.00	\$ 0.00	\$ 0.00
499-9123	MISCELLANEOUS STATE GRANT FUND	0.00	0.00	0.00	0.00
SCC:	9922	\$ 0.00	\$ 0.00	\$ 0.00	\$ 0.00
499-9922	MISCELLANEOUS STATE GRANT FUND	0.00	0.00	0.00	0.00
SCC:	9913	\$ 0.00	\$ 0.00	\$ 0.00	\$ 0.00
506-9913	OHIO RESIDENT EDUCATOR PROGRAM	0.00	0.00	0.00	0.00
SCC:	9914	\$ 0.00	\$ 0.00	\$ 0.00	\$ 0.00
506-9914	OHIO RESIDENT EDUCATOR PROGRAM	0.00	0.00	0.00	0.00
SCC:	0000	\$ 0.00	\$ 0.00	\$ 0.00	\$ 0.00
507-0000	ELEMENTARY AND SECONDARY SCHOOL EMERGENCY RELIEF FUND	0.00	0.00	0.00	0.00
SCC:	9021	\$ 0.00	\$ 0.00	\$ 0.00	\$ 0.00
507-9021	ESSER FUNDING FY21	0.00	0.00	0.00	0.00
SCC:	9022	\$ 0.00	\$ 0.00	\$ 0.00	\$ 0.00
507-9022	ESSER ARP FUNDING	887,216.90	880,180.81	27,155.47	242,410.30
SCC:	9023	\$ 887,216.90	\$ 880,180.81	\$ 27,155.47	\$ 242,410.30
507-9023	ELEMENTARY AND SECONDARY SCHOOL EMERGENCY RELIEF FUND	0.00	0.00	0.00	0.00

Reporting Period: April 2023 (FY 2023)
 As Of Period: 04/30/2023

5/2/23 2:17 PM

LEXINGTON LOCAL SCHOOLS
Revenue Account Summary

Fund-SCC	Description	FYTDReceivable	FYTD Received	MTD Received	YTD Received
		\$ 0.00	\$ 0.00	\$ 0.00	\$ 0.00
SCC:	9921				
507-9921	ESSER II FUNDING	\$ 11,376.00	\$ 25,447.15	\$ 0.00	\$ 13,921.15
		\$ 11,376.00	\$ 25,447.15	\$ 0.00	\$ 13,921.15
SCC:	9021				
510-9021	CRF FUNDING FY21	0.00	0.00	0.00	0.00
		\$ 0.00	\$ 0.00	\$ 0.00	\$ 0.00
SCC:	9020				
516-9020	IDEA-B SPECIAL EDUCATION FY20	0.00	0.00	0.00	0.00
		\$ 0.00	\$ 0.00	\$ 0.00	\$ 0.00
SCC:	9021				
516-9021	IDEA-B SPECIAL EDUCATION FY21	0.00	0.00	0.00	0.00
		\$ 0.00	\$ 0.00	\$ 0.00	\$ 0.00
SCC:	9022				
516-9022	IDEA-B SPECIAL EDUCATION FY22	117,767.30	117,767.30	0.00	0.00
		\$ 117,767.30	\$ 117,767.30	\$ 0.00	\$ 0.00
SCC:	9023				
516-9023	IDEA PART B GRANTS	542,957.65	526,768.57	65,980.35	291,914.25
		\$ 542,957.65	\$ 526,768.57	\$ 65,980.35	\$ 291,914.25
SCC:	9922				
516-9922	IDEA PART B GRANTS	10,033.00	5,510.87	0.00	0.00
		\$ 10,033.00	\$ 5,510.87	\$ 0.00	\$ 0.00
SCC:	9020				
572-9020	TITLE I FY20	0.00	0.00	0.00	0.00
		\$ 0.00	\$ 0.00	\$ 0.00	\$ 0.00
SCC:	9021				
572-9021	TITLE I FY21	0.00	0.00	0.00	0.00
		\$ 0.00	\$ 0.00	\$ 0.00	\$ 0.00
SCC:	9022				
572-9022	TITLE I FY22	48,855.54	43,774.96	0.00	0.00
		\$ 48,855.54	\$ 43,774.96	\$ 0.00	\$ 0.00
SCC:	9023				
572-9023	TITLE I DISADVANTAGED CHILDREN	265,377.63	242,061.99	17,307.53	116,554.67
		\$ 265,377.63	\$ 242,061.99	\$ 17,307.53	\$ 116,554.67
SCC:	9921				
572-9921	EOEC	0.00	0.00	0.00	0.00
		\$ 0.00	\$ 0.00	\$ 0.00	\$ 0.00
SCC:	9922				
572-9922	TITLE I DISADVANTAGED CHILDREN	0.00	7,000.00	0.00	0.00

Reporting Period: April 2023 (FY 2023)
 As Of Period: 04/30/2023

5/2/23 2:17 PM

LEXINGTON LOCAL SCHOOLS
Revenue Account Summary

Fund-SCC	Description	FYTDReceivable	FYTD Received	MTD Received	YTD Received
SCC:	9923	\$ 0.00	\$ 7,000.00	\$ 0.00	\$ 0.00
572-9923	TITLE I DISADVANTAGED CHILDREN	\$ 0.00	\$ 1,783.65	\$ 0.00	\$ 1,783.65
		\$ 0.00	\$ 1,783.65	\$ 0.00	\$ 1,783.65
SCC:	9022				
584-9022	TITLE IV FY22	0.00	0.00	0.00	0.00
		\$ 0.00	\$ 0.00	\$ 0.00	\$ 0.00
SCC:	9023				
584-9023	TITLE IV, PART A, STUDENT SUPPORT AND ACADEMIC ENRICHMENT PROGRAMS	29,875.00	26,275.00	120.48	5,720.52
		\$ 29,875.00	\$ 26,275.00	\$ 120.48	\$ 5,720.52
SCC:	9020				
587-9020	EARLY CHILDHOOD SPECIAL EDUCATION IDEA FY20	0.00	0.00	0.00	0.00
		\$ 0.00	\$ 0.00	\$ 0.00	\$ 0.00
SCC:	9021				
587-9021	EARLY CHILDHOOD SPECIAL EDUCATION IDEA FY21	0.00	0.00	0.00	0.00
		\$ 0.00	\$ 0.00	\$ 0.00	\$ 0.00
SCC:	9022				
587-9022	EARLY CHILDHOOD SPECIAL EDUCATION IDEA FY22	0.00	0.00	0.00	0.00
		\$ 0.00	\$ 0.00	\$ 0.00	\$ 0.00
SCC:	9023				
587-9023	IDEA PRESCHOOL-HANDICAPPED	12,897.63	8,065.13	0.00	3,775.49
		\$ 12,897.63	\$ 8,065.13	\$ 0.00	\$ 3,775.49
SCC:	9922				
587-9922	IDEA PRESCHOOL-HANDICAPPED	8,347.75	2,313.40	0.00	0.00
		\$ 8,347.75	\$ 2,313.40	\$ 0.00	\$ 0.00
SCC:	9020				
590-9020	TITLE II-A IMPROVING TEACHER QUALITY FY20	0.00	0.00	0.00	0.00
		\$ 0.00	\$ 0.00	\$ 0.00	\$ 0.00
SCC:	9021				
590-9021	TITLE II-A IMPROVING TEACHER QUALITY FY21	0.00	0.00	0.00	0.00
		\$ 0.00	\$ 0.00	\$ 0.00	\$ 0.00
SCC:	9022				
590-9022	TITLE II-A IMPROVING TEACHER QUALITY FY22	0.00	0.00	0.00	0.00
		\$ 0.00	\$ 0.00	\$ 0.00	\$ 0.00
SCC:	9023				

Reporting Period: April 2023 (FY 2023)
 As Of Period: 04/30/2023

5/2/23 2:17 PM

LEXINGTON LOCAL SCHOOLS
Revenue Account Summary

Fund-SCC	Description	FYTDReceivable	FYTD Received	MTD Received	YTD Received
590-9023	IMPROVING TEACHER QUALITY	\$ 54,493.51	\$ 55,315.52	\$ 1,278.32	\$ 22,689.12
		\$ 54,493.51	\$ 55,315.52	\$ 1,278.32	\$ 22,689.12
SCC:	9020				
599-9020	TITLE IV FY20	0.00	0.00	0.00	0.00
		\$ 0.00	\$ 0.00	\$ 0.00	\$ 0.00
SCC:	9021				
599-9021	TITLE IV FY21	0.00	0.00	0.00	0.00
		\$ 0.00	\$ 0.00	\$ 0.00	\$ 0.00
SCC:	9023				
599-9023	MISCELLANEOUS FED. GRANT FUND	0.00	47,992.94	0.00	0.00
		\$ 0.00	\$ 47,992.94	\$ 0.00	\$ 0.00
SCC:	9921				
599-9921	RICHLAND COUNTY MOBILE HOT SPOT GRANT	0.00	0.00	0.00	0.00
		\$ 0.00	\$ 0.00	\$ 0.00	\$ 0.00
SCC:	9922				
599-9922	MISCELLANEOUS FED. GRANT FUND	0.00	0.00	0.00	0.00
		\$ 0.00	\$ 0.00	\$ 0.00	\$ 0.00
Grand Total		\$ 37,539,515.45	\$ 34,153,888.23	\$ 10,850,681.83	\$ 16,546,829.65

Reporting Period: April 2023 (FY 2023)

As Of Period: 04/30/2023

5/2/23 2:18 PM

LEXINGTON LOCAL SCHOOLS Appropriation Summary Report

Fund-SCC	Description	FYTD Appropriated	Prior Year Encumbrance	FYTD Expendable	FYTD Expended	MTD Expended	Encumbrance	Future Encumbrance	FYTD Unencumbered	Percent Expended/Encumbered
001-0000	GENERAL FUND	\$ 24,584,128.28	\$ 485,635.50	\$ 25,069,763.78	\$ 21,336,607.22	\$ 2,228,115.34	\$ 1,532,535.10	\$ 13,310.89	\$ 2,200,621.46	91.22 %
001-9412	GENERAL BUDGET RESERVE SET-ASIDE-1%/BWC	0.00	0.00	0.00	0.00	0.00	0.00	0.00	0.00	0.00
002-0000	BOND RETIREMENT FUND	3,130,731.26	0.00	3,130,731.26	3,131,468.34	36,506.11	0.00	0.00	(737.08)	100.02
003-0000	PERMANENT IMPROVEMENT FUND	720,477.61	139,366.22	859,843.83	763,726.94	58,131.20	143,097.69	0.00	(46,980.80)	105.46
004-0000	LFI BUILDING FUND	3,180,801.03	613,556.96	3,794,357.99	3,427,310.08	0.00	457,447.39	0.00	(90,399.48)	102.38
006-0000	FOOD SERVICE FUND	876,916.40	664.80	877,581.20	752,741.07	92,625.93	45,552.16	279.87	79,287.97	90.97
007-9100	LEXINGTON MINUTEMEN ACADEMIC SCHOLARSHIP FUND	17,500.00	2,200.00	19,700.00	13,150.00	0.00	4,100.00	0.00	2,450.00	87.56
007-9800	TERRY McCAMMON SCHOLARSHIP FUND	0.00	0.00	0.00	0.00	0.00	0.00	0.00	0.00	0.00
007-9801	MINUTEMAN ALUMNI SCHOLARSHIP FUND	0.00	0.00	0.00	0.00	0.00	0.00	0.00	0.00	0.00
007-9999	LEXINGTON SCHOOLS TRUST FUND	0.00	0.00	0.00	0.00	0.00	0.00	0.00	0.00	0.00
010-0000	CLASSROOM FACILITIES CONSTRUCTION FUND	(87,649.86)	9,033,757.78	8,946,107.92	8,301,643.38	64,000.00	1,028,793.03	0.00	(384,328.49)	104.30
018-9100	HIGH SCHOOL PRINCIPAL'S FUND	5,336.93	0.00	5,336.93	4,970.88	(2.17)	1,237.51	0.00	(871.46)	116.33
018-9101	HIGH SCHOOL FLOWER FUND	393.61	0.00	393.61	69.00	35.00	5.00	0.00	319.61	18.80
018-9200	JUNIOR HIGH PRINCIPAL'S FUND	5,579.71	130.50	5,710.21	1,027.50	0.00	130.50	0.00	4,552.21	20.28
018-9300	EASTERN PRINCIPAL'S FUND	2,104.49	0.00	2,104.49	3,235.15	1,673.50	1,107.88	0.00	(2,238.54)	206.37
018-9301	EASTERN ELEMENTARY BOOKFAIR/BOXTOPS FUND	8,300.24	0.00	8,300.24	186.83	0.00	4,000.00	0.00	4,113.41	50.44
018-9302	EASTERN ELEMENTARY MATH	0.00	0.00	0.00	0.00	0.00	0.00	0.00	0.00	0.00
018-9303	EASTERN RUN	1,250.00	204.86	1,454.86	970.13	0.00	469.73	0.00	15.00	98.97

Reporting Period: April 2023 (FY 2023)

5/2/23 2:18 PM

As Of Period: 04/30/2023

LEXINGTON LOCAL SCHOOLS Appropriation Summary Report

Fund-SCC	Description	FYTD Appropriated	Prior Year Encumbrance	FYTD Expendable	FYTD Expended	MTD Expended	Encumbrance	Future Encumbrance	FYTD Unencumbered	Percent Expended/Encumbered
018-9400	CLUB CENTRAL PRINCIPAL'S FUND	\$ 5,031.75	\$ 825.81	\$ 5,857.56	\$ 1,258.55	\$ 0.00	\$ 1,892.67	\$ 0.00	\$ 2,706.34	53.80 %
018-9401	CENTRAL ELEMENTARY BOOKFAIR FUND	6,000.00	0.00	6,000.00	1,189.41	0.00	0.00	0.00	4,810.59	19.82
018-9402	CENTRAL ELEMENTARY ART	0.00	0.00	0.00	41.60	0.00	158.40	0.00	(200.00)	0.00
018-9500	WESTERN PRINCIPAL'S FUND	3,334.77	452.36	3,787.13	3,343.39	0.00	613.67	0.00	(169.93)	104.49
018-9501	WESTERN ELEMENTARY BOOKFAIR/BOXTOP S FUND	6,000.00	0.00	6,000.00	4,623.56	580.05	0.00	0.00	1,376.44	77.06
018-9502	HIGH SCHOOL ACADEMIC BOOSTERS FUND	0.00	0.00	0.00	0.00	0.00	0.00	0.00	0.00	0.00
018-9503	WESTERN ELEMENTARY ART	0.00	0.00	0.00	1,174.12	0.00	0.00	0.00	(1,174.12)	0.00
018-9602	JUNIOR HIGH ACADEMIC BOOSTERS FUND	0.00	0.00	0.00	0.00	0.00	0.00	0.00	0.00	0.00
018-9901	JUNIOR HIGH TEACHER ADVISORY FUND	0.00	0.00	0.00	13.95	0.00	0.00	0.00	(13.95)	0.00
019-9001	ACADEMIC BOOSTERS GRANTS	0.00	0.00	0.00	0.00	0.00	0.00	0.00	0.00	0.00
019-9121	CENTRAL ELEMENTARY PTO GRANTS	1,500.00	0.00	1,500.00	0.00	0.00	0.00	0.00	1,500.00	0.00
019-9122	EASTERN ELEMENTARY PTO GRANTS	1,500.00	0.00	1,500.00	0.00	0.00	0.00	0.00	1,500.00	0.00
019-9123	WESTERN ELEMENTARY PTO GRANTS	1,500.00	0.00	1,500.00	0.00	0.00	0.00	0.00	1,500.00	0.00
019-9200	RICHLAND COUNTY FOUNDATION GRANT PLAYGROUND	0.00	0.00	0.00	0.00	0.00	0.00	0.00	0.00	0.00
019-9201	RICHLAND COUNTY FOUNDATION GRANT CENTRAL PRID	0.00	0.00	0.00	0.00	0.00	0.00	0.00	0.00	0.00
019-9202	RICHLAND COUNTY FOUNDATION GRANT-HENSEL FY15	0.00	0.00	0.00	0.00	0.00	0.00	0.00	0.00	0.00

Reporting Period: April 2023 (FY 2023)

As Of Period: 04/30/2023

5/2/23 2:18 PM

LEXINGTON LOCAL SCHOOLS Appropriation Summary Report

Fund-SCC	Description	FYTD Appropriated	Prior Year Encumbrance	FYTD Expendable	FYTD Expended	MTD Expended	Encumbrance	Future Encumbrance	FYTD Unencumbered	Percent Expended/Encumbered
019-9204	RICHLAND COUNTY FOUNDATION GRANT-PELPHREY 15	\$ 0.00	\$ 0.00	\$ 0.00	\$ 0.00	\$ 0.00	\$ 0.00	\$ 0.00	\$ 0.00	0.00 %
019-9205	RICHLAND CO FOUNDATION GRANT-STAINED GLASS 16	0.00	0.00	0.00	0.00	0.00	0.00	0.00	0.00	0.00
019-9206	RICHLAND CO FOUNDATION GRANT-SEASONAL SCIE 16	0.00	0.00	0.00	0.00	0.00	0.00	0.00	0.00	0.00
019-9207	RICHLAND CO FOUNDATION-S CORE COMMON CORE 16	0.00	0.00	0.00	0.00	0.00	0.00	0.00	0.00	0.00
019-9208	RICHLAND CO FOUND-BUILD A COMM OF READERS	0.00	0.00	0.00	0.00	0.00	0.00	0.00	0.00	0.00
019-9209	RICH CO FOUND-LEARN TO READ FOR A LIFETIME	0.00	0.00	0.00	0.00	0.00	0.00	0.00	0.00	0.00
019-9210	RICH CO FOUND-MULTI-SENS APPROACH TO LEARNING	0.00	0.00	0.00	0.00	0.00	0.00	0.00	0.00	0.00
019-9211	RICH CO FOUND-BEE AWARENESS	0.00	0.00	0.00	0.00	0.00	0.00	0.00	0.00	0.00
019-9212	RICH CO FOUND-DONT LET THE PIGEON STOP TALK	0.00	0.00	0.00	0.00	0.00	0.00	0.00	0.00	0.00
019-9213	RICH CO FOUND-BRAIN GAMES 5.0	0.00	0.00	0.00	0.00	0.00	0.00	0.00	0.00	0.00
019-9214	RICH CO FOUND-TALKING SENSE TO OUR NUMBERS	0.00	0.00	0.00	0.00	0.00	0.00	0.00	0.00	0.00
019-9215	RICH CO FOUND-SEE THE CIVILIZATION	0.00	0.00	0.00	0.00	0.00	0.00	0.00	0.00	0.00
019-9216	RICH CO FOUND-SCIENCE OLYMPIAD	0.00	0.00	0.00	0.00	0.00	0.00	0.00	0.00	0.00
019-9217	RICH CO FOUND-KICK BACK WITH CLASSICS	0.00	0.00	0.00	0.00	0.00	0.00	0.00	0.00	0.00
019-9218	RICH CO FOUND-WRITE STUFF STEAM KIT	0.00	0.00	0.00	0.00	0.00	0.00	0.00	0.00	0.00

Reporting Period: April 2023 (FY 2023)

As Of Period: 04/30/2023

5/2/23 2:18 PM

**LEXINGTON LOCAL SCHOOLS
Appropriation Summary Report**

Fund-SCC	Description	FYTD Appropriated	Prior Year Encumbrance	FYTD Expendable	FYTD Expended	MTD Expended	Encumbrance	Future Encumbrance	FYTD Unencumbered	Percent Expended/Encumbered
019-9219	RICH CO FOUND-CLASSROOM LIBRARY	\$ 0.00	\$ 0.00	\$ 0.00	\$ 0.00	\$ 0.00	\$ 0.00	\$ 0.00	\$ 0.00	0.00 %
019-9220	RICH CO FOUND-LEGOS AND BUILDING BLOCKS	0.00	0.00	0.00	0.00	0.00	0.00	0.00	0.00	0.00
019-9221	RICH CO FOUND-SCIENCE DISCOVERY BINS	0.00	0.00	0.00	0.00	0.00	0.00	0.00	0.00	0.00
019-9222	RICH CO FOUND-ONE BIG HAPPY FAMILY	0.00	0.00	0.00	0.00	0.00	0.00	0.00	0.00	0.00
019-9223	RICH CO FOUND-MAKER MAVEN STEM	0.00	0.00	0.00	0.00	0.00	0.00	0.00	0.00	0.00
019-9224	RICH CO FOUND-STEM SNAP CIRCUITS	0.00	0.00	0.00	0.00	0.00	0.00	0.00	0.00	0.00
019-9225	RICH CO FOUND GRANT-STEM MATERIALS SNAP CIRCUITS	0.00	0.00	0.00	0.00	0.00	0.00	0.00	0.00	0.00
019-9226	RICH CO FOUND GRANT-SCIENCE ENRICH FIELD TRIP	0.00	0.00	0.00	253.00	0.00	176.00	0.00	(429.00)	0.00
019-9227	RICH CO FOUND GRANT-CAREER BOOKS AND ACTIVITIES	532.00	0.00	532.00	532.00	0.00	532.00	0.00	(532.00)	200.00
019-9228	RICH CO FOUND GRANT-SOCIAL STUDIES MAKERSPACE	1,490.34	0.00	1,490.34	1,472.82	0.00	17.52	0.00	0.00	100.00
019-9301	RICH CO FOUND/SECO ROBOTICS GRANT (HEIMANN)	0.00	0.00	0.00	0.00	0.00	0.00	0.00	0.00	0.00
019-9302	RICH CO RETIRED TEACHERS ASSOC	0.00	0.00	0.00	0.00	0.00	0.00	0.00	0.00	0.00
019-9303	OHIO POWER GRANT (BERRY)	0.00	0.00	0.00	0.00	0.00	0.00	0.00	0.00	0.00
019-9304	RICHLAND CO RETIRED TEACHERS - HS ENGLISH	0.00	0.00	0.00	0.00	0.00	0.00	0.00	0.00	0.00
019-9305	OTHER GRANT	0.00	0.00	0.00	525.68	250.85	36.00	0.00	(561.68)	0.00
019-9500	DOLLAR GENERAL LIT FOUND -	0.00	0.00	0.00	0.00	0.00	0.00	0.00	0.00	0.00

Reporting Period: April 2023 (FY 2023)

5/2/23 2:18 PM

As Of Period: 04/30/2023

LEXINGTON LOCAL SCHOOLS Appropriation Summary Report

Fund-SCC	Description	FYTD Appropriated	Prior Year Encumbrance	FYTD Expendable	FYTD Expended	MTD Expended	Encumbrance	Future Encumbrance	FYTD Unencumbered	Percent Expended/Encumbered
	YOUTH LIT FY16									
019-9502	RICHLAND CO HMG SENSORY GRANT	\$ 0.00	\$ 0.00	\$ 0.00	\$ 0.00	\$ 0.00	\$ 0.00	\$ 0.00	\$ 0.00	0.00 %
019-9616	WALMART TEACHER OF THE YEAR-DANIELLE SAVAGE	0.00	0.00	0.00	0.00	0.00	0.00	0.00	0.00	0.00
022-9601	OHSAA TOURNAMENT AGENCY FUND	11,545.88	4,975.00	16,520.88	5,309.78	0.00	0.00	0.00	11,211.10	32.14
024-0000	EMPLOYEE BENEFITS FUND FOR MEDICAL/DENTAL	5,658,000.00	259,508.34	5,917,508.34	4,515,048.57	446,481.29	401,545.65	0.00	1,000,914.12	83.09
034-0000	OFCC PROJECT MAINTENANCE FUND	3,206.00	0.00	3,206.00	55,305.87	1,980.53	0.00	0.00	(52,099.87)	1725.07
200-9101	HIGH SCHOOL ART CLUB	0.00	0.00	0.00	0.00	0.00	0.00	0.00	0.00	0.00
200-9102	HIGH SCHOOL DRAMA CLUB	11,300.00	550.00	11,850.00	3,871.20	241.92	5,541.58	0.00	2,437.22	79.43
200-9103	HIGH SCHOOL MATH CLUB	0.00	0.00	0.00	0.00	0.00	200.00	0.00	(200.00)	0.00
200-9104	HIGH SCHOOL LEADERSHIP COUNCIL	1,650.00	250.00	1,900.00	0.00	0.00	250.00	0.00	1,650.00	13.16
200-9105	HIGH SCHOOL FRENCH CLUB	0.00	0.00	0.00	0.00	0.00	0.00	0.00	0.00	0.00
200-9107	HIGH SCHOOL SPANISH CLUB	0.00	252.00	252.00	0.00	0.00	252.00	0.00	0.00	100.00
200-9108	HIGH SCHOOL LEO CLUB	1,000.00	601.14	1,601.14	133.06	56.99	768.08	0.00	700.00	56.28
200-9114	HIGH SCHOOL STUDENT COUNCIL FUND	2,500.00	1,050.00	3,550.00	3,133.20	0.00	1,182.00	0.00	(765.20)	121.55
200-9115	HIGH SCHOOL KEY CLUB	2,500.00	0.00	2,500.00	1,152.12	0.00	45.01	0.00	1,302.87	47.89
200-9116	HIGH SCHOOL CHESS CLUB	0.00	0.00	0.00	0.00	0.00	176.54	0.00	(176.54)	0.00
200-9119	HIGH SCHOOL YEARBOOK FUND	15,000.00	12,404.20	27,404.20	15,254.95	0.00	17,749.82	0.00	(5,600.57)	120.44
200-9120	HIGH SCHOOL JOURNALISM FUND	0.00	0.00	0.00	0.00	0.00	0.00	0.00	0.00	0.00
200-9121	HIGH SCHOOL NATIONAL HONOR SOCIETY	5,933.81	0.00	5,933.81	4,504.50	809.00	281.00	0.00	1,148.31	80.65
200-9160	HIGH SCHOOL GERMAN CLUB	0.00	0.00	0.00	0.00	0.00	0.00	0.00	0.00	0.00

Reporting Period: April 2023 (FY 2023)

5/2/23 2:18 PM

As Of Period: 04/30/2023

LEXINGTON LOCAL SCHOOLS Appropriation Summary Report

Fund-SCC	Description	FYTD Appropriated	Prior Year Encumbrance	FYTD Expendable	FYTD Expended	MTD Expended	Encumbrance	Future Encumbrance	FYTD Unencumbered	Percent Expended/Encumbered
200-9201	JUNIOR HIGH ART CLUB	\$ 500.00	\$ 0.00	\$ 500.00	\$ 500.00	\$ 0.00	\$ 0.00	\$ 0.00	\$ 0.00	100.00 %
200-9204	JUNIOR HIGH STUDENT COUNCIL FUND	1,750.00	0.00	1,750.00	812.46	0.00	0.00	0.00	937.54	46.43
200-9205	JUNIOR HIGH LIBRARY CLUB	0.00	0.00	0.00	0.00	0.00	0.00	0.00	0.00	0.00
200-9301	EASTERN ELEMENTARY STUDENT ACTIVITY FUND	1,500.00	0.00	1,500.00	3,059.71	0.00	1,065.29	0.00	(2,625.00)	275.00
200-9302	EASTERN ELEMENTARY ROBOTICS FUND	0.00	0.00	0.00	0.00	0.00	0.00	0.00	0.00	0.00
200-9401	CENTRAL ELEMENTARY STUDENT ACTIVITY FUND	0.00	0.00	0.00	0.00	0.00	0.00	0.00	0.00	0.00
200-9611	HIGH SCHOOL INFORMED TEENS FUND	0.00	0.00	0.00	0.00	0.00	0.00	0.00	0.00	0.00
200-9612	JUNIOR HIGH INFORMED TEENS FUND	500.00	500.00	1,000.00	0.00	0.00	500.00	0.00	500.00	50.00
300-9106	HIGH SCHOOL INTRAMURALS	0.00	0.00	0.00	0.00	0.00	0.00	0.00	0.00	0.00
300-9115	JAZZ BAND	0.00	0.00	0.00	754.99	0.00	0.00	0.00	(754.99)	0.00
300-9116	CHOIR	0.00	0.00	0.00	0.00	0.00	0.00	0.00	0.00	0.00
300-9206	JUNIOR HIGH PHYS ED DEPARTMENT FUND	666.01	0.00	666.01	0.00	0.00	1,200.00	0.00	(533.99)	180.18
300-9210	JR HIGH INSTRUMENTAL	0.00	0.00	0.00	0.00	0.00	0.00	0.00	0.00	0.00
300-9600	ATHLETIC FUND	239,030.00	18,633.56	257,663.56	217,948.36	13,899.41	83,340.36	0.00	(43,625.16)	116.93
300-9601	ATHLETIC CAPITAL FUND	37,969.24	6,386.66	44,355.90	0.00	0.00	26,274.44	0.00	18,081.46	59.24
300-9602	ORCHESTRA	0.00	0.00	0.00	0.00	0.00	0.00	0.00	0.00	0.00
300-9603	ELEMENTARY MUSIC	0.00	0.00	0.00	0.00	0.00	1,572.09	0.00	(1,572.09)	0.00
300-9605	BAND	0.00	0.00	0.00	0.00	0.00	0.00	0.00	0.00	0.00
451-9020	Network Connectivity FY 2020	0.00	0.00	0.00	0.00	0.00	0.00	0.00	0.00	0.00
451-9021	Network Connectivity FY 2021	0.00	0.00	0.00	0.00	0.00	0.00	0.00	0.00	0.00
451-9022	Network	0.00	0.00	0.00	0.00	0.00	0.00	0.00	0.00	0.00

Reporting Period: April 2023 (FY 2023)

As Of Period: 04/30/2023

5/2/23 2:18 PM

LEXINGTON LOCAL SCHOOLS Appropriation Summary Report

Fund-SCC	Description	FYTD Appropriated	Prior Year Encumbrance	FYTD Expendable	FYTD Expended	MTD Expended	Encumbrance	Future Encumbrance	FYTD Unencumbered	Percent Expended/Encumbered
	Connectivity FY2022									
451-9023	DATA COMMUNICATION FUND	\$ 9,000.00	\$ 0.00	\$ 9,000.00	\$ 9,000.00	\$ 0.00	\$ 0.00	\$ 0.00	\$ 0.00	100.00 %
451-9922	Emergency Connectivity FY2022	0.00	0.00	0.00	0.00	0.00	0.00	0.00	0.00	0.00
467-0000	STUDENT WELLNESS AND SUCCESS FUND	0.00	0.00	0.00	0.00	0.00	0.00	0.00	0.00	0.00
499-9020	SCHOOL SAFETY GRANT FY20	0.00	0.00	0.00	0.00	0.00	0.00	0.00	0.00	0.00
499-9021	SCHOOL SAFETY GRANT FY21	0.00	0.00	0.00	0.00	0.00	0.00	0.00	0.00	0.00
499-9022	SCHOOL SAFETY GRANT FY22	12,461.88	0.00	12,461.88	0.00	0.00	0.00	0.00	12,461.88	0.00
499-9023	MISCELLANEOUS STATE GRANT FUND	0.00	0.00	0.00	2,709.00	0.00	9,788.09	0.00	(12,497.09)	0.00
499-9101	STATE GRANT 2001 READING IMPROV.INCENT-	0.00	0.00	0.00	0.00	0.00	0.00	0.00	0.00	0.00
499-9121	SCHOOL BUS PURCHASE PROGRAM	0.00	0.00	0.00	135,000.00	0.00	0.00	0.00	(135,000.00)	0.00
499-9122	SCHOOL BUS PURCHASE PROGRAM	0.00	0.00	0.00	0.00	0.00	0.00	0.00	0.00	0.00
499-9123	MISCELLANEOUS STATE GRANT FUND	135,000.00	0.00	135,000.00	0.00	0.00	0.00	0.00	135,000.00	0.00
499-9922	MISCELLANEOUS STATE GRANT FUND	0.00	0.00	0.00	0.00	0.00	0.00	0.00	0.00	0.00
506-9913	OHIO RESIDENT EDUCATOR PROGRAM	0.00	0.00	0.00	0.00	0.00	0.00	0.00	0.00	0.00
506-9914	OHIO RESIDENT EDUCATOR PROGRAM	0.00	0.00	0.00	0.00	0.00	0.00	0.00	0.00	0.00
507-0000	ELEMENTARY AND SECONDARY SCHOOL EMERGENCY RELIEF FUND	0.00	0.00	0.00	0.00	0.00	0.00	0.00	0.00	0.00
507-9021	ESSER FUNDING FY21	0.00	0.00	0.00	0.00	0.00	0.00	0.00	0.00	0.00
507-9022	ESSER ARP FUNDING	479,045.09	245,036.25	724,081.34	843,256.94	60,672.37	127,176.19	659.91	(246,351.79)	134.02

Reporting Period: April 2023 (FY 2023)

As Of Period: 04/30/2023

5/2/23 2:18 PM

LEXINGTON LOCAL SCHOOLS Appropriation Summary Report

Fund-SCC	Description	FYTD Appropriated	Prior Year Encumbrance	FYTD Expendable	FYTD Expended	MTD Expended	Encumbrance	Future Encumbrance	FYTD Unencumbered	Percent Expended/Encumbered
507-9023	ELEMENTARY AND SECONDARY SCHOOL EMERGENCY RELIEF FUND	\$ 0.00	\$ 0.00	\$ 0.00	\$ 0.00	\$ 0.00	\$ 0.00	\$ 0.00	\$ 0.00	0.00 %
507-9921	ESSER II FUNDING	81,760.84	12,007.37	93,768.21	25,447.15	0.00	3,441.87	0.00	64,879.19	30.81
510-9021	CRF FUNDING FY21	0.00	0.00	0.00	0.00	0.00	0.00	0.00	0.00	0.00
516-9020	IDEA-B SPECIAL EDUCATION FY20	0.00	0.00	0.00	0.00	0.00	0.00	0.00	0.00	0.00
516-9021	IDEA-B SPECIAL EDUCATION FY21	0.00	0.00	0.00	0.00	0.00	0.00	0.00	0.00	0.00
516-9022	IDEA-B SPECIAL EDUCATION FY22	0.00	37,191.85	37,191.85	3,999.56	0.00	36,791.85	0.00	(3,599.56)	109.68
516-9023	IDEA PART B GRANTS	509,765.36	0.00	509,765.36	551,718.84	75,152.73	287,450.60	0.00	(329,404.08)	164.62
516-9922	IDEA PART B GRANTS	0.00	4,522.13	4,522.13	0.00	0.00	3,810.23	0.00	711.90	84.26
572-9020	TITLE I FY20	0.00	0.00	0.00	0.00	0.00	0.00	0.00	0.00	0.00
572-9021	TITLE I FY21	0.00	50.00	50.00	0.00	0.00	50.00	0.00	0.00	100.00
572-9022	TITLE I FY22	0.00	11,697.68	11,697.68	6,667.10	0.00	11,697.68	0.00	(6,667.10)	157.00
572-9023	TITLE I DISADVANTAGED CHILDREN	265,377.63	0.00	265,377.63	253,762.48	13,500.86	9,605.66	0.00	2,009.49	99.24
572-9921	EOEC	0.00	0.00	0.00	0.00	0.00	0.00	0.00	0.00	0.00
572-9922	TITLE I DISADVANTAGED CHILDREN	0.00	0.00	0.00	7,000.00	0.00	0.00	0.00	(7,000.00)	0.00
572-9923	TITLE I DISADVANTAGED CHILDREN	0.00	0.00	0.00	1,783.65	0.00	0.00	0.00	(1,783.65)	0.00
584-9022	TITLE IV FY22	0.00	0.00	0.00	0.00	0.00	0.00	0.00	0.00	0.00
584-9023	TITLE IV, PART A, STUDENT SUPPORT AND ACADEMIC ENRICHMENT PROGRAMS	29,875.00	0.00	29,875.00	26,275.00	0.00	0.00	0.00	3,600.00	87.95
587-9020	EARLY CHILDHOOD SPECIAL EDUCATION IDEA FY20	0.00	0.00	0.00	0.00	0.00	0.00	0.00	0.00	0.00
587-9021	EARLY CHILDHOOD SPECIAL EDUCATION IDEA FY21	0.00	0.00	0.00	0.00	0.00	0.00	0.00	0.00	0.00
587-9022	EARLY CHILDHOOD SPECIAL EDUCATION IDEA	0.00	0.00	0.00	0.00	0.00	0.00	0.00	0.00	0.00

Reporting Period: April 2023 (FY 2023)

As Of Period: 04/30/2023

5/2/23 2:18 PM

LEXINGTON LOCAL SCHOOLS Appropriation Summary Report

Fund-SCC	Description	FYTD Appropriated	Prior Year Encumbrance	FYTD Expendable	FYTD Expended	MTD Expended	Encumbrance	Future Encumbrance	FYTD Unencumbered	Percent Expended/Encumbered
	FY22									
587-9023	IDEA PRESCHOOL-HANDICAPPED	\$ 12,897.63	\$ 0.00	\$ 12,897.63	\$ 8,065.13	\$ 0.00	\$ 5,470.78	\$ 0.00	\$ (638.28)	104.95 %
587-9922	IDEA PRESCHOOL-HANDICAPPED	6,034.35	0.00	6,034.35	0.00	0.00	0.00	0.00	6,034.35	0.00
590-9020	TITLE II-A IMPROVING TEACHER QUALITY FY20	0.00	0.00	0.00	0.00	0.00	0.00	0.00	0.00	0.00
590-9021	TITLE II-A IMPROVING TEACHER QUALITY FY21	0.00	0.00	0.00	0.00	0.00	0.00	0.00	0.00	0.00
590-9022	TITLE II-A IMPROVING TEACHER QUALITY FY22	0.00	0.00	0.00	0.00	0.00	0.00	0.00	0.00	0.00
590-9023	IMPROVING TEACHER QUALITY	54,493.51	0.00	54,493.51	59,497.24	(4,040.48)	0.00	0.00	(5,003.73)	109.18
599-9020	TITLE IV FY20	0.00	0.00	0.00	0.00	0.00	0.00	0.00	0.00	0.00
599-9021	TITLE IV FY21	0.00	0.00	0.00	0.00	0.00	0.00	0.00	0.00	0.00
599-9023	MISCELLANEOUS FED. GRANT FUND	0.00	0.00	0.00	25,746.10	0.00	0.00	0.00	(25,746.10)	0.00
599-9921	RICHLAND COUNTY MOBILE HOT SPOT GRANT	0.00	0.00	0.00	0.00	0.00	0.00	0.00	0.00	0.00
599-9922	MISCELLANEOUS FED. GRANT FUND	0.00	0.00	0.00	0.00	0.00	0.00	0.00	0.00	0.00
Grand Total		\$ 40,063,020.79	\$ 10,892,410.97	\$ 50,955,431.76	\$ 44,538,251.56	\$ 3,090,670.43	\$ 4,259,129.06	\$ 14,250.67	\$ 2,158,051.14	