

# LEXINGTON LOCAL SCHOOLS



---

FINANCIAL REPORT  
FOR THE PERIOD ENDING  
APRIL 30, 2022

---

PREPARED BY  
JASON WHITESEL, TREASURER

Gross Depository Balances:

Richland Bank MMA 5719	\$1,344,285.28
Richland Bank Sweep Acct 3520	\$4,359,216.06
Richland Bank General Acct 0580	\$300,000.00
Richland Bank Anthem Sweep 3523	\$334,176.30
Richland Bank EE Benefits 3180	\$0.00
Richland Bank Payroll Acct 9780	\$19,509.60
Richland Bank Athletic Acct 3280	\$6,595.00

Total Depository Balances (Gross) \$6,363,782.24

Adjustments to Bank Balance:

Cash in Transit to Bank	\$655.65
Outstanding Checks	(\$3,290,689.08)
Adjustments:	
Outstanding Vision Adjustment	(\$4.04)
SERS/Payroll Adjustment	\$14.60

Total Adjustments to Bank Balance (\$3,290,022.87)

Investments:

Treasury Bonds and Notes	\$18,389,025.49
Certificate of Deposits	\$2,371,000.00
Other Securities	\$0.00
Other Investments:	
Richland Bank MMA 5750	\$59,557.82
Richland Bank MMA R252	\$4,984,068.81
Commercial Paper R252	\$1,797,920.00

Total Investments \$27,601,572.12

Cash on Hand:

Petty Cash:	
Treasurer's Office	\$100.00
High School	\$50.00
Junior High School	\$50.00
Eastern, Central, Western	\$200.00
Change Cash:	
Athletic Change	\$3,000.00
Cafeteria Change	\$333.00
Junior High School	\$100.00
Cash with Fiscal Agent	\$0.00

Total Cash on Hand \$3,833.00

Total Balances \$30,679,164.49

Total Fund Balance \$30,679,164.49

April 01, 2022 through April 30, 2022

Account Name : Lexington Local SD Managing Agency

Account No : 5750

## Summary Of Investment Holdings

Shares or Par Value	Investment Category		Avg Unit Cost	Cost Basis	Unit Price	Market Value	Estimated Current Ann Inc	Current Yield
<b><u>Money Markets - Taxable</u></b>								
386,099.46	Northern Instl Government Select Portfolio		1.00	386,099.46	1.00	386,099.46	849.42	0.22%
<b>Totals</b>				<b>386,099.46</b>		<b>386,099.46</b>	<b>849.42</b>	<b>0.22%</b>
<b><u>Marketable CDs</u></b>								
200,000	Continental Bank UT	1.900%	06/22/2022	100.00	200,000.00	100.19	200,389.20	3,800.00 1.90%
200,000	American Express Centurion	2.400%	09/12/2022	100.00	200,000.00	100.60	201,209.80	4,800.00 2.39%
200,000	Discover Bank	2.250%	09/27/2022	100.00	200,000.00	100.59	201,174.60	4,500.00 2.24%
200,000	Sallie Mae Bank SLC UT	2.500%	12/13/2022	100.00	200,000.00	100.84	201,679.40	5,000.00 2.48%
25,000	State Bank of India NY	3.000%	03/06/2023	100.00	25,000.00	101.26	25,314.45	750.00 2.96%
200,000	Comenity Capital Bank	2.700%	04/17/2023	100.00	200,000.00	100.93	201,867.60	5,400.00 2.68%
150,000	Merrick Bank	2.050%	07/12/2023	100.00	150,000.00	100.10	150,144.45	3,075.00 2.05%
200,000	Capital One Natl Assn Va	0.500%	11/24/2023	100.00	200,000.00	97.23	194,457.20	1,000.00 0.51%
200,000	Luana Savings Bank	0.200%	12/29/2023	100.00	200,000.00	96.41	192,819.20	400.00 0.21%
100,000	Border State Bank	1.100%	03/27/2024	100.00	100,000.00	97.17	97,174.60	1,100.00 1.13%
248,000	Live Oak Banking Company	1.250%	09/13/2024	100.00	248,000.00	96.43	239,154.34	3,100.00 1.30%
200,000	Industrial & Com Bank 0.3	0.350%	02/11/2025	100.00	200,000.00	93.16	186,314.40	700.00 0.38%
248,000	Goldman Sachs Bk USA	0.800%	08/18/2025	100.00	248,000.00	93.19	231,099.05	1,984.00 0.86%
<b>Totals</b>				<b>2,371,000.00</b>		<b>2,322,798.29</b>	<b>35,609.00</b>	<b>1.53%</b>
<b><u>U.S. Govt Agy-Exempt State</u></b>								
250,000	Federal Farm Cr Bks	0.220%	09/08/2023	99.95	249,862.50	97.00	242,496.09	550.00 0.23%
200,000	Federal Home Loan Banks	1.650%	12/28/2023	100.00	200,000.00	98.54	197,089.63	3,300.00 1.67%
200,000	Federal Home Loan Banks	0.220%	05/24/2024	100.00	200,000.00	95.39	190,770.38	440.00 0.23%
200,000	Federal Home Loan Banks	1.000%	07/19/2024	100.00	200,000.00	96.23	192,458.28	2,000.00 1.04%
200,000	Federal Farm Cr Bks	0.430%	10/15/2024	100.00	200,000.00	94.37	188,734.40	860.00 0.46%
250,000	Federal Home Loan Banks	2.000%	12/17/2024	100.13	250,312.50	98.13	245,326.77	5,000.00 2.04%
200,000	Federal Home Loan Banks	0.500%	09/10/2025	100.00	200,000.00	92.28	184,556.39	1,000.00 0.54%
200,000	Federal Home Loan Banks	0.500%	11/12/2025	100.00	200,000.00	91.90	183,794.46	1,000.00 0.54%
200,000	Federal Home Loan Banks	1.000%	03/30/2026	100.00	200,000.00	93.40	186,807.79	2,000.00 1.07%

April 01, 2022 through April 30, 2022

Account Name : Lexington Local SD Managing Agency

Account No : 5750

## Summary Of Investment Holdings

Shares or Par Value	Investment Category			Avg Unit Cost	Cost Basis	Unit Price	Market Value	Estimated Current Ann Inc	Current Yield
300,000	Federal Home Loan Banks	1.125%	09/29/2026	100.11	300,339.38	92.00	275,999.76	3,375.00	1.22%
250,000	Federal Home Loan Banks	1.300%	11/24/2026	99.88	249,687.50	93.79	234,463.04	3,250.00	1.39%
<i>Totals</i>					<b>2,450,201.88</b>		<b>2,322,496.99</b>	<b>22,775.00</b>	<b>0.98%</b>
<b><u>U.S. Govt Agy-Non-Ex St-Int Only</u></b>									
225,000	Federal Natl Mtg Assn	0.650%	07/30/2025	99.95	224,887.50	93.08	209,430.49	1,462.50	0.70%
<i>Totals</i>					<b>224,887.50</b>		<b>209,430.49</b>	<b>1,462.50</b>	<b>0.70%</b>
<i>Total Investments</i>					<b>5,432,188.84</b>		<b>5,240,825.23</b>	<b>60,695.92</b>	<b>1.16%</b>
<i>Plus Net Cash</i>							<b>0.00</b>		
<i>Total Market Value</i>							<b>5,240,825.23</b>		

Gain or Loss amounts and transactions, as shown, may not reflect the amount to be used for income tax purposes.

April 01, 2022 through April 30, 2022

Account Name : Lexington Local SD Bond Acct Man Agcy

Account No : R252

## Summary Of Investment Holdings

Shares or Par Value	Investment Category		Avg Unit Cost	Cost Basis	Unit Price	Market Value	Estimated Current Ann Inc	Current Yield
<b><u>Money Markets - Taxable</u></b>								
12,692,261.49	Northern Instl Government Select Portfolio		1.00	12,692,261.49	1.00	12,692,261.49	27,922.98	0.22%
<b>Totals</b>				<b>12,692,261.49</b>		<b>12,692,261.49</b>	<b>27,922.98</b>	<b>0.22%</b>
<b><u>U.S. Treasury Bills</u></b>								
2,500,000	United States T-Bills	05/12/2022	99.93	2,498,167.35	100.00	2,499,897.50	2,874.88	0.11%
2,500,000	United States T-Bills	08/11/2022	99.71	2,492,669.45	99.73	2,493,237.50	23,735.62	0.95%
<b>Totals</b>				<b>4,990,836.80</b>		<b>4,993,135.00</b>	<b>26,610.50</b>	<b>0.53%</b>
<b><u>Commercial Paper - Corporate</u></b>								
1,800,000	Banco De Chile Disc Coml Pap	06/01/2022	99.88	1,797,920.00	99.88	1,797,919.99	2,880.00	0.16%
<b>Totals</b>				<b>1,797,920.00</b>		<b>1,797,919.99</b>	<b>2,880.00</b>	<b>0.16%</b>
<b>Total Investments</b>				<b>19,481,018.29</b>		<b>19,483,316.48</b>	<b>57,413.48</b>	<b>0.29%</b>
<b>Plus Net Cash</b>						<b>0.00</b>		
<b>Total Market Value</b>						<b>19,483,316.48</b>		

Gain or Loss amounts and transactions, as shown, may not reflect the amount to be used for income tax purposes.

**LEXINGTON LOCAL SCHOOLS**  
**INVESTMENT REPORT FOR THE MONTH ENDING**  
**APRIL 30, 2022**

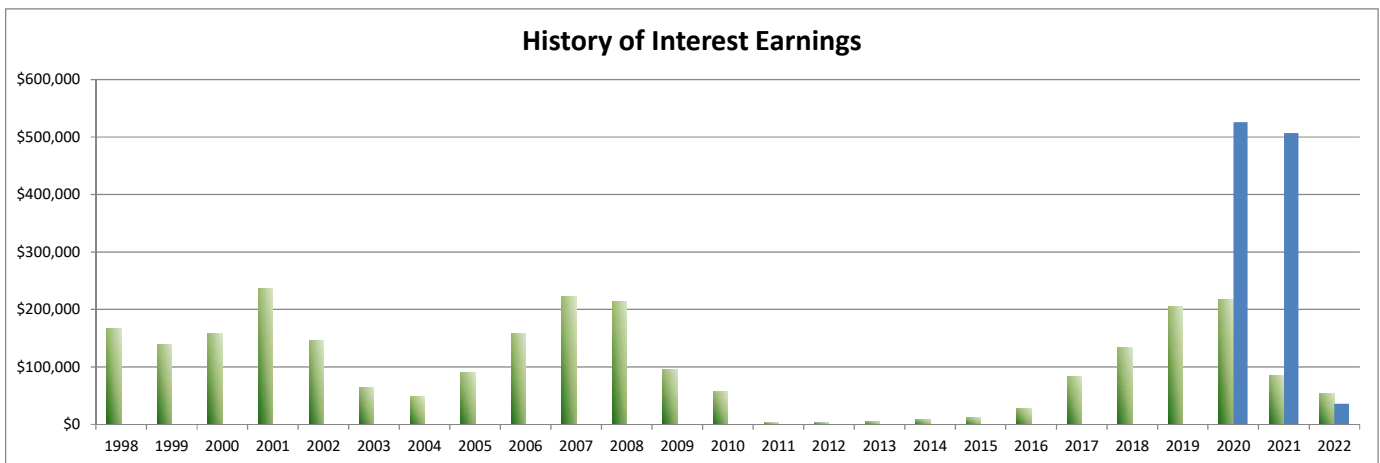
INTEREST EARNED:	THIS MONTH	FISCAL YEAR TO DATE
Richland Bank, General Sweep	\$108.83	\$581.23
Richland Bank, General MMA	\$255.00	\$2,759.74
Richland Bank, Anthem Sweep	\$10.83	\$176.34
Star Ohio	\$0.00	\$0.00
CDs, Bonds, and other investments	\$1,300.87	\$50,293.34
<b>TOTAL INTEREST RECEIVED</b>	<b>\$1,675.53</b>	<b>\$53,810.65</b>

INTEREST EARNED (LEX BOND ACCT)	THIS MONTH	FISCAL YEAR TO DATE
Richland Bank, General Sweep	\$0.00	\$0.00
Richland Bank, General MMA	\$0.00	\$0.00
Richland Bank, Anthem Sweep	\$0.00	\$0.00
Star Ohio	\$0.00	\$0.00
CDs, Bonds, and other investments	\$1,990.72	\$35,871.73
<b>TOTAL INTEREST RECEIVED</b>	<b>\$1,990.72</b>	<b>\$35,871.73</b>

History of Interest Earnings	Fiscal Year	Interest Earnings
	1998	\$ 167,057.52
	1999	\$ 138,113.69
	2000	\$ 157,991.72
	2001	\$ 236,839.79
	2002	\$ 146,052.34
	2003	\$ 63,712.36
	2004	\$ 47,970.95
	2005	\$ 90,719.94
	2006	\$ 158,724.51
	2007	\$ 221,998.86
	2008	\$ 213,660.34
	2009	\$ 95,639.63
	2010	\$ 56,860.22
	2011	\$ 3,001.78
	2012	\$ 3,090.00
	2013	\$ 5,758.97
	2014	\$ 8,349.92
	2015	\$ 11,765.22
	2016	\$ 28,300.22
	2017	\$ 83,194.26
	2018	\$ 133,582.49
	2019	\$ 205,588.68
	2020	\$ 218,228.66
	2021	\$ 85,117.81
<b>FISCAL Year To Date</b>	<b>2022</b>	<b>\$53,810.65</b>

Lex Bond Acct Interest Earnings	Fiscal Year	Interest Earnings
	2020	\$526,044.24
	2021	\$507,134.12
<b>FISCAL Year To Date</b>	<b>2022</b>	<b>\$35,871.73</b>

**Total Interest Earnings 1998 to Present \$ 2,635,130.53**



Reporting Period: April 2022 (FY 2022)

5/3/22 12:50 PM

As Of Period: 04/30/2022

### LEXINGTON LOCAL SCHOOLS Cash Summary Report

Full Account Code	Description	Initial Cash	MTD Received	FYTD Received	MTD Expended	FYTD Expended	Fund Balance
001-0000	GENERAL FUND	\$ 10,147,740.40	\$ 7,417,520.38	\$ 21,732,943.21	\$ 2,198,203.33	\$ 19,778,775.31	\$ 12,101,908.30
001-9412	GENERAL BUDGET RESERVE SET-ASIDE-1%/BWC	87,928.97	0.00	0.00	0.00	0.00	87,928.97
002-0000	BOND RETIREMENT FUND	1,769,698.68	1,811,500.29	3,393,518.80	31,788.18	3,664,159.23	1,499,058.25
003-0000	PERMANENT IMPROVEMENT FUND	467,930.96	363,813.82	724,119.79	121,717.02	640,497.42	551,553.33
004-0000	LFI BUILDING FUND	7,821,273.15	495.37	3,216,926.60	294,070.38	6,193,199.16	4,845,000.59
006-0000	FOOD SERVICE FUND	807.82	4,997.33	772,448.79	78,489.19	713,316.39	59,940.22
007-9100	LEXINGTON MINUTEMEN ACADEMIC SCHOLARSHIP FUND	132,671.74	2,514.53	12,577.83	3,650.00	13,350.00	131,899.57
007-9800	TERRY McCAMMON SCHOLARSHIP FUND	22,101.59	0.00	0.00	0.00	22,101.59	0.00
010-0000	CLASSROOM FACILITIES CONSTRUCTION FUND	36,954,926.07	1,495.35	26,693.15	2,408,320.95	22,356,336.27	14,625,282.95
018-9100	HIGH SCHOOL PRINCIPAL'S FUND	685.94	904.40	3,578.78	100.28	3,064.60	1,200.12
018-9101	HIGH SCHOOL FLOWER FUND	(6.00)	0.00	393.00	0.00	253.39	133.61
018-9200	JUNIOR HIGH PRINCIPAL'S FUND	6,017.45	0.00	791.19	0.00	112.83	6,695.81
018-9300	EASTERN PRINCIPAL'S FUND	1,387.24	616.00	1,792.68	0.00	963.19	2,216.73
018-9301	EASTERN ELEMENTARY BOOKFAIR/BOXTOPS FUND	3,604.36	0.00	2,419.90	0.00	2,668.70	3,355.56
018-9302	EASTERN ELEMENTARY MATH	1,036.52	0.00	0.00	0.00	0.00	1,036.52
018-9303	EASTERN RUN CLUB	496.73	0.00	1,075.00	0.00	1,191.87	379.86
018-9400	CENTRAL PRINCIPAL'S FUND	8,666.59	335.60	2,954.29	422.26	2,772.38	8,848.50
018-9401	CENTRAL ELEMENTARY BOOKFAIR FUND	4,751.51	0.00	59.30	0.00	820.37	3,990.44
018-9402	CENTRAL ELEMENTARY ART	1,941.37	0.00	0.00	0.00	0.00	1,941.37
018-9500	WESTERN PRINCIPAL'S FUND	19,135.19	54.00	2,955.65	50.25	2,830.94	19,259.90
018-9501	WESTERN ELEMENTARY BOOKFAIR/BOXTOPS FUND	4,292.97	0.00	4,385.72	0.00	4,326.33	4,352.36
018-9503	WESTERN ELEMENTARY ART	1,986.42	0.00	0.00	0.00	0.00	1,986.42
018-9901	JUNIOR HIGH TEACHER ADVISORY FUND	109.25	0.00	0.00	0.00	0.00	109.25
019-9001	ACADEMIC BOOSTERS GRANTS	769.07	0.00	0.00	0.00	0.00	769.07
019-9121	CENTRAL ELEMENTARY PTO GRANTS	1,755.76	10.12	60.19	0.00	0.00	1,815.95
019-9122	EASTERN ELEMENTARY PTO GRANTS	2,405.99	10.14	60.21	0.00	0.00	2,466.20
019-9123	WESTERN ELEMENTARY PTO GRANTS	3,143.82	10.14	60.20	0.00	0.00	3,204.02
019-9200	RICHLAND COUNTY FOUNDATION GRANT PLAYGROUND	200.00	0.00	0.00	0.00	0.00	200.00
019-9218	RICH CO FOUND-WRITE STUFF STEAM KIT	52.93	0.00	0.00	0.00	52.93	0.00
019-9221	RICH CO FOUND-SCIENCE DISCOVERY BINS	0.95	0.00	0.00	0.00	0.95	0.00
019-9222	RICH CO FOUND-ONE BIG HAPPY FAMILY	2.41	0.00	0.00	0.00	2.41	0.00
019-9224	RICH CO FOUND-STEM SNAP CIRCUITS	66.36	0.00	0.00	0.00	66.36	0.00
019-9225	RICH CO FOUND GRANT-STEM	0.00	0.00	485.94	0.00	486.04	(0.10)

Reporting Period: April 2022 (FY 2022)

5/3/22 12:50 PM

As Of Period: 04/30/2022

**LEXINGTON LOCAL SCHOOLS**  
**Cash Summary Report**

Full Account Code	Description	Initial Cash	MTD Received	FYTD Received	MTD Expended	FYTD Expended	Fund Balance
	MATERIALS SNAP CIRCUITS						
019-9226	RICH CO FOUND GRANT-SCIENCE ENRICH FIELD TRIP	\$ 0.00	\$ 0.00	\$ 1,500.00	\$ 1,155.45	\$ 1,155.45	\$ 344.55
019-9301	RICH CO FOUND/SECO ROBOTICS GRANT (HEIMANN)	31.72	0.00	0.00	0.00	0.00	31.72
019-9302	RICH CO RETIRED TEACHERS ASSOC	150.00	0.00	0.00	0.00	0.00	150.00
019-9304	RICHLAND CO RETIRED TEACHERS - HS ENGLISH	0.00	0.00	200.00	0.00	0.00	200.00
022-9601	OHSAA TOURNAMENT AGENCY FUND	0.00	0.00	8,740.00	1,024.34	2,137.97	6,602.03
024-0000	EMPLOYEE BENEFITS FUND FOR MEDICAL/DENTAL	1,016,271.39	444,750.05	4,366,779.82	519,428.83	4,750,830.36	632,220.85
034-0000	OFCC PROJECT MAINTENANCE FUND	283,040.25	98,335.79	184,259.56	1,718.50	3,112.62	464,187.19
200-9101	HIGH SCHOOL ART CLUB	372.46	0.00	0.00	0.00	0.00	372.46
200-9102	HIGH SCHOOL DRAMA CLUB	24,669.34	7,375.42	11,121.66	6,987.30	10,936.52	24,854.48
200-9103	HIGH SCHOOL MATH CLUB	52.70	0.00	0.00	0.00	0.00	52.70
200-9104	HIGH SCHOOL LEADERSHIP COUNCIL	697.11	0.00	1,607.00	0.00	1,225.00	1,079.11
200-9105	HIGH SCHOOL FRENCH CLUB	364.75	0.00	0.00	0.00	0.00	364.75
200-9107	HIGH SCHOOL SPANISH CLUB	568.50	0.00	120.00	0.00	0.00	688.50
200-9108	HIGH SCHOOL LEO CLUB	2,052.62	0.00	148.25	61.42	128.52	2,072.35
200-9114	HIGH SCHOOL STUDENT COUNCIL FUND	3,259.95	580.00	1,682.96	0.00	781.91	4,161.00
200-9115	HIGH SCHOOL KEY CLUB	1,615.85	0.00	1,029.30	189.80	719.80	1,925.35
200-9116	HIGH SCHOOL CHESS CLUB	321.00	0.00	0.00	0.00	0.00	321.00
200-9119	HIGH SCHOOL YEARBOOK FUND	49,495.53	0.00	11,312.50	4,118.90	10,169.54	50,638.49
200-9120	HIGH SCHOOL JOURNALISM FUND	505.44	0.00	0.00	0.00	0.00	505.44
200-9121	HIGH SCHOOL NATIONAL HONOR SOCIETY	(50.85)	1,621.91	5,933.81	0.00	2,759.09	3,123.87
200-9201	JUNIOR HIGH ART CLUB	719.48	0.00	128.25	0.00	200.25	647.48
200-9204	JUNIOR HIGH STUDENT COUNCIL FUND	1,890.27	205.00	1,285.70	244.48	854.17	2,321.80
200-9205	JUNIOR HIGH LIBRARY CLUB	77.65	0.00	0.00	0.00	0.00	77.65
200-9301	EASTERN ELEMENTARY STUDENT ACTIVITY FUND	1,123.23	0.00	677.25	0.00	788.37	1,012.11
200-9302	EASTERN ELEMENTARY ROBOTICS FUND	575.16	0.00	0.00	0.00	0.00	575.16
200-9611	HIGH SCHOOL INFORMED TEENS FUND	903.63	0.00	0.00	0.00	0.00	903.63
200-9612	JUNIOR HIGH INFORMED TEENS FUND	820.72	14.64	563.72	0.00	341.86	1,042.58
300-9115	JAZZ BAND	1,512.61	0.00	0.00	0.00	0.00	1,512.61
300-9116	CHOIR	1,284.95	0.00	0.00	0.00	0.00	1,284.95
300-9206	JUNIOR HIGH PHYS ED DEPARTMENT FUND	3,222.36	0.00	470.00	0.00	446.61	3,245.75
300-9210	JR HIGH INSTRUMENTAL	41.03	0.00	0.00	0.00	0.00	41.03
300-9600	ATHLETIC FUND	3,443.05	8,644.52	191,236.35	15,293.84	178,855.58	15,823.82



Reporting Period: April 2022 (FY 2022)

5/3/22 12:50 PM

As Of Period: 04/30/2022

**LEXINGTON LOCAL SCHOOLS**  
**Cash Summary Report**

Full Account Code	Description	Initial Cash	MTD Received	FYTD Received	MTD Expended	FYTD Expended	Fund Balance
300-9601	ATHLETIC CAPITAL FUND	\$ 77,000.00	\$ 0.00	\$ 28,500.00	\$ 0.00	\$ 34,900.56	\$ 70,599.44
300-9602	ORCHESTRA	63.22	0.00	0.00	0.00	0.00	63.22
300-9603	ELEMENTARY MUSIC	1,572.09	0.00	0.00	0.00	0.00	1,572.09
300-9605	BAND	232.95	0.00	0.00	0.00	0.00	232.95
451-9022	Network Connectivity FY2022	0.00	0.00	9,000.00	0.00	9,000.00	0.00
467-0000	STUDENT WELLNESS AND SUCCESS FUND	52,768.66	0.00	0.00	0.00	52,768.66	0.00
499-9022	SCHOOL SAFETY GRANT FY22	0.00	0.00	12,461.88	0.00	2,709.00	9,752.88
507-9022	ESSER ARP FUNDING	0.00	40,514.09	438,431.58	33,518.31	463,088.11	(24,656.53)
507-9921	ESSER II FUNDING	0.00	197.26	163,337.08	0.00	163,337.08	0.00
516-9021	IDEA-B SPECIAL EDUCATION FY21	(35,740.32)	0.00	46,686.68	0.00	10,946.36	0.00
516-9022	IDEA-B SPECIAL EDUCATION FY22	0.00	78,772.80	442,440.78	67,199.94	478,193.76	(35,752.98)
516-9922	IDEA PART B GRANTS	0.00	425.08	92,061.77	15,636.33	107,273.02	(15,211.25)
572-9021	TITLE I FY21	(14,278.32)	0.00	14,806.46	0.00	528.14	0.00
572-9022	TITLE I FY22	0.00	54,985.96	202,364.20	43,121.00	212,849.30	(10,485.10)
584-9022	TITLE IV FY22	0.00	0.00	19,744.37	0.00	19,744.37	0.00
587-9022	EARLY CHILDHOOD SPECIAL EDUCATION IDEA FY22	0.00	2,989.14	12,006.44	2,232.41	14,154.60	(2,148.16)
590-9022	TITLE II-A IMPROVING TEACHER QUALITY FY22	0.00	7,314.05	55,702.25	2,158.31	59,320.32	(3,618.07)
599-9921	RICHLAND COUNTY MOBILE HOT SPOT GRANT	614.96	0.00	0.00	0.00	614.96	0.00
599-9922	MISCELLANEOUS FED. GRANT FUND	0.00	0.00	289,000.00	0.00	289,000.00	0.00
<b>Grand Total</b>		<b>\$ 58,948,847.35</b>	<b>\$ 10,351,003.18</b>	<b>\$ 36,515,639.84</b>	<b>\$ 5,850,901.00</b>	<b>\$ 60,285,220.52</b>	<b>\$ 35,179,266.67</b>

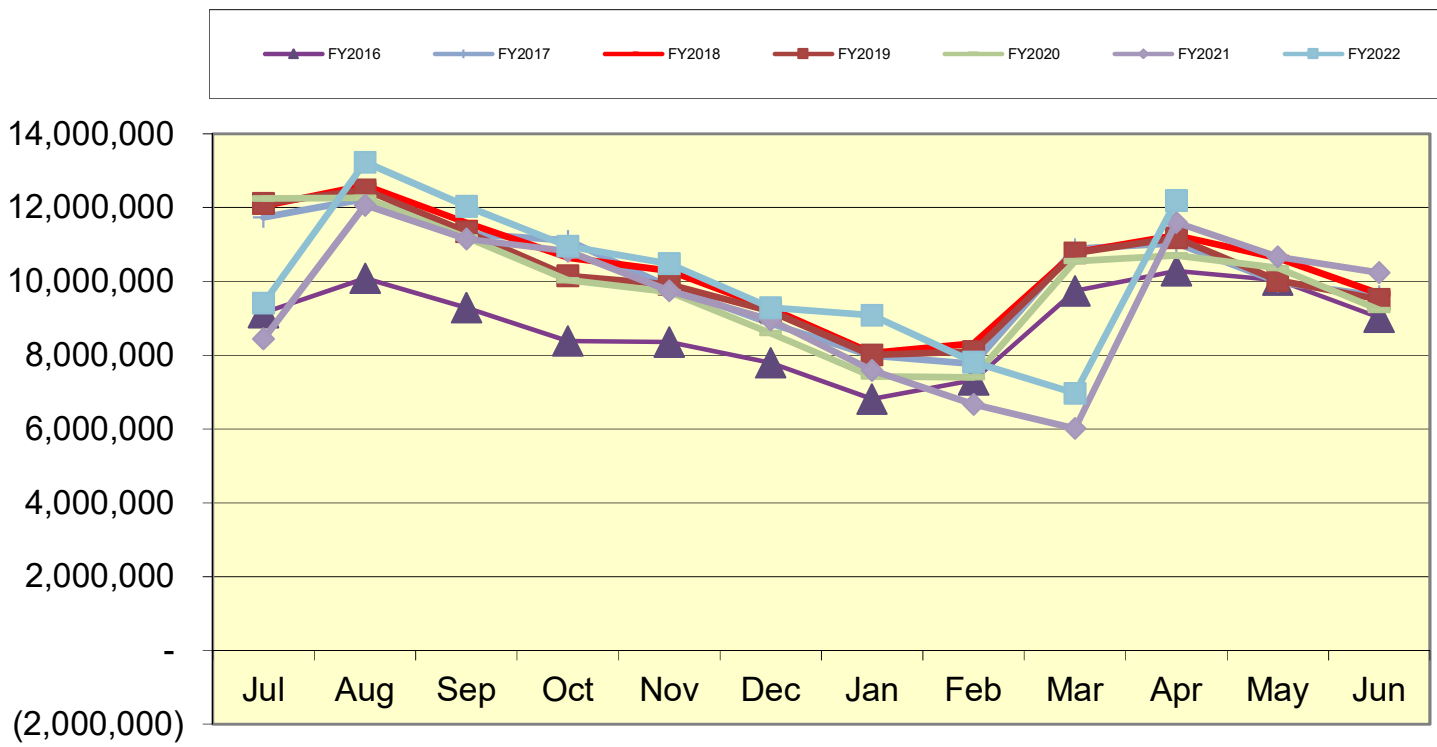
**LEXINGTON LOCAL SCHOOLS**  
**Spending Plan Summary**

ODE Line Number	Monthly Estimate	Monthly Actual	Monthly Difference	FYTD Estimate	FYTD Actual	FYTD Difference
01.010 General Property (Real Estate)	\$ 6,298,028.00	\$ 6,321,961.48	\$ 23,933.48	\$ 11,588,028.00	\$ 11,602,668.93	\$ 14,640.93
01.020 Tangible Personal Property Tax	395,129.00	423,082.45	27,953.45	874,129.00	902,390.05	28,261.05
01.030 Income Tax	0.00	0.00	0.00	0.00	0.00	0.00
01.035 Unrestricted Grants-in-Aid	800,000.00	618,590.79	(181,409.21)	7,447,046.00	7,677,770.45	230,724.45
01.040 Restricted Grants-in-Aid	6,203.00	(8,863.41)	(15,066.41)	62,030.00	150,409.72	88,379.72
01.045 Restricted Federal Grants-in-Aid - SFSF	0.00	0.00	0.00	0.00	0.00	0.00
01.050 Property Tax Allocation	0.00	45,447.74	45,447.74	925,000.00	926,735.59	1,735.59
01.060 All Other Operating Revenue	27,765.00	17,301.33	(10,463.67)	372,435.00	442,365.92	69,930.92
01.070 Total Revenue	7,527,125.00	7,417,520.38	(109,604.62)	21,268,668.00	21,702,340.66	433,672.66
02.010 Proceeds from Sale of Notes	0.00	0.00	0.00	0.00	0.00	0.00
02.020 State Emergency Loans & Advancements (Approved)	0.00	0.00	0.00	0.00	0.00	0.00
02.040 Operating Transfers-In	0.00	0.00	0.00	0.00	0.00	0.00
02.050 Advances-In	0.00	0.00	0.00	0.00	0.00	0.00
02.060 All Other Financial Sources	5,000.00	0.00	(5,000.00)	86,000.00	30,602.55	(55,397.45)
02.070 Total Other Financing Sources	5,000.00	0.00	(5,000.00)	86,000.00	30,602.55	(55,397.45)
02.080 Total Revenues and Other Financing Sources	7,532,125.00	7,417,520.38	(114,604.62)	21,354,668.00	21,732,943.21	378,275.21
03.010 Personal Services	1,130,000.00	1,130,439.66	439.66	11,155,000.00	11,287,386.07	132,386.07
03.020 Employees' Retirement/Insurance Benefits	570,000.00	556,571.36	(13,428.64)	5,638,000.00	5,560,507.78	(77,492.22)
03.030 Purchased Services	200,000.00	301,733.03	101,733.03	1,875,000.00	1,949,960.13	74,960.13
03.040 Supplies and Materials	40,000.00	44,561.34	4,561.34	611,000.00	633,938.01	22,938.01
03.050 Capital Outlay	5,000.00	24,474.98	19,474.98	31,000.00	40,785.60	9,785.60
03.060 Intergovernmental	0.00	0.00	0.00	0.00	0.00	0.00
04.010 Debt Service: All Principal (Historical)	0.00	0.00	0.00	0.00	0.00	0.00
04.020 Debt Service: Principal-Notes	0.00	0.00	0.00	0.00	0.00	0.00
04.030 Debt Service: Principal - State Loans	0.00	0.00	0.00	0.00	0.00	0.00
04.040 Debt Service: Principal - State Advancements	0.00	0.00	0.00	0.00	0.00	0.00
04.050 Debt Service: Principal - HB 264 Loans	0.00	0.00	0.00	0.00	0.00	0.00
04.055 Debt Service: Principal - Other	0.00	0.00	0.00	0.00	0.00	0.00
04.060 Debt Service: Interest and Fiscal Charges	0.00	0.00	0.00	0.00	0.00	0.00
04.300 Other Objects	126,000.00	140,422.96	14,422.96	288,689.00	306,197.72	17,508.72
04.500 Total Expenditures	2,071,000.00	2,198,203.33	127,203.33	19,598,689.00	19,778,775.31	180,086.31
05.010 Operational Transfers - Out	0.00	0.00	0.00	0.00	0.00	0.00
05.020 Advances - Out	0.00	0.00	0.00	0.00	0.00	0.00
05.030 All Other Financing Uses	0.00	0.00	0.00	0.00	0.00	0.00
05.040 Total Other Financing Uses	0.00	0.00	0.00	0.00	0.00	0.00
05.050 Total Expenditure and Other Financing Uses	2,071,000.00	2,198,203.33	127,203.33	19,598,689.00	19,778,775.31	180,086.31
06.010 Excess Rev & Oth Financing Sources over(under) Exp & Oth F	5,461,125.00	5,219,317.05	(241,807.95)	1,755,979.00	1,954,167.90	198,188.90
07.010 Cash Balance-July1 -Excluding Proposed Renew/Replace & New	0.00	6,970,520.22	6,970,520.22	10,235,669.00	10,235,669.37	0.37
07.020 Cash Balance June 30	5,461,125.00	12,189,837.27	6,728,712.27	11,991,648.00	12,189,837.27	198,189.27
08.010 Estimated Encumbrances June 30	(250,000.00)	1,063,804.58	1,313,804.58	743,000.00	1,063,804.58	320,804.58

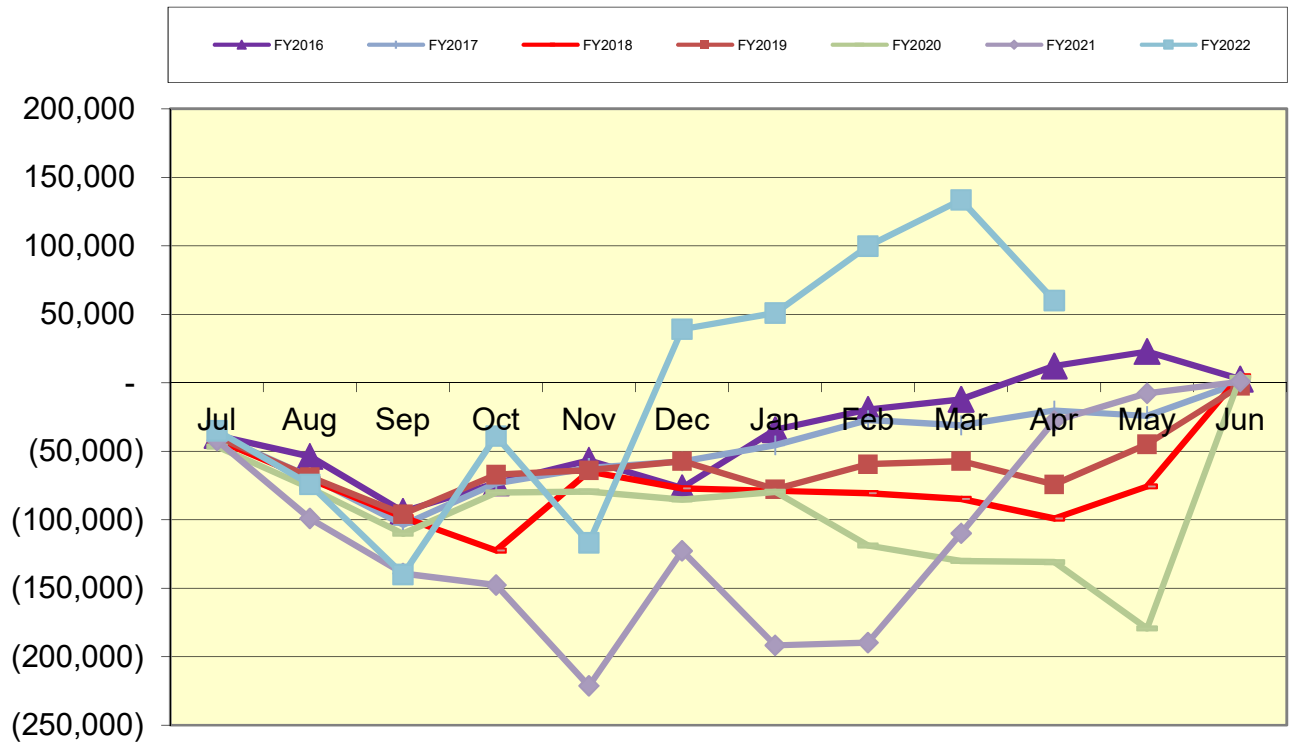
**LEXINGTON LOCAL SCHOOL DISTRICT  
GENERAL FUND ONLY 2021-2022  
SUMMARY OF RECEIPTS AND EXPENDITURES - FIVE YEAR FORECAST FORMAT**

LINE 7.010	BEGINNING CASH BALANCE		\$ 10,235,669		
	4/30/2022	FISCAL YEAR TO DATE Estimate	FISCAL YEAR TO DATE Actual	VARIANCE Estimate vs. Actual	PERCENT of VARIANCE
<b>REVENUES</b>					
LINE 1.010	Real Estate Tax	\$ 11,588,028	\$ 11,602,669	\$14,641	0.13%
LINE 1.020	Personal Property Tax	\$ 874,129	\$ 902,390	\$28,261	3.23%
LINE 1.030	Income Tax	\$ -	\$ -	\$0	
LINE 1.035	State Funding	\$ 7,447,046	\$ 7,677,770	\$230,724	3.10%
LINE 1.040	Career Tech / Economic Disadv.	\$ 62,030	\$ 150,410	\$88,380	142.48%
LINE 1.050	Property Tax Allocation	\$ 925,000	\$ 926,736	\$1,736	0.19%
LINE 1.060	Other Operating Revenue	\$ 372,435	\$ 442,366	\$69,931	18.78%
LINE 1.070	TOTAL REVENUE	\$ 21,268,668	\$ 21,702,341	\$433,673	2.04%
<b>EXPENSES</b>					
LINE 2.01	Proceeds from Notes	\$ -	\$ -	\$0	
LINE 2.04	Transfers In	\$ -	\$ -	\$0	
LINE 2.050	Advances In	\$ -	\$ -	\$0	#DIV/0!
LINE 2.060	Other Financing Sources	\$ 86,000	\$ 30,603	(\$55,397)	-64.42%
LINE 2.070	TOTAL OTHER SOURCES	\$ 86,000	\$ 30,603	(\$55,397)	-64.42%
<b>LINE 2.080</b>	<b>TOTAL REVENUES &amp; Sources</b>	<b>\$ 21,354,668</b>	<b>\$ 21,732,944</b>	<b>\$378,276</b>	<b>1.77%</b>
<b>EXPENSES</b>					
LINE 3.010	Salaries	\$ 11,155,000	\$ 11,287,386	(\$132,386)	-1.19%
LINE 3.020	Retirement and Benefits	\$ 5,638,000	\$ 5,560,508	\$77,492	1.37%
LINE 3.030	Purchased Services	\$ 1,875,000	\$ 1,949,960	(\$74,960)	-4.00%
LINE 3.040	Supplies and Materials	\$ 611,000	\$ 633,938	(\$22,938)	-3.75%
LINE 3.050	Capital Outlay and Equipment	\$ 31,000	\$ 40,786	(\$9,786)	-31.57%
LINE 3.06	INTERGOVERNMENTAL	\$ -	\$ -	\$0	
LINE 4.020	DEBT SERVICE - Notes	\$ -	\$ -	\$0	
LINE 4.060	DEBT SERVICE - Interest charges	\$ -	\$ -	\$0	
LINE 4.300	Other Objects	\$ 288,689	\$ 306,198	(\$17,509)	-6.07%
LINE 4.500	TOTAL EXPENDITURES	\$ 19,598,689	\$ 19,778,776	(\$180,087)	-0.92%
LINE 5.00	TRANSFERS OUT	\$ -	\$ -	\$0	
LINE 5.02	ADVANCES OUT	\$ -	\$ -	\$0	
LINE 5.03	ALL OTHER USES	\$ -	\$ -	\$0	
LINE 5.040	TOTAL OTHER USES	\$ -	\$ -	\$0	
<b>LINE 5.050</b>	<b>TOTAL EXPENDITURES &amp; USES</b>	<b>\$ 19,598,689</b>	<b>\$ 19,778,776</b>	<b>(\$180,087)</b>	<b>-0.92%</b>
		Estimate	Actual	Variance	
<b>LINE 6.010</b>	<b>REVENUES OVER EXPENSES</b>	<b>\$ 1,755,979</b>	<b>\$ 1,954,168</b>	<b>\$198,189</b>	
<b>LINE 7.020</b>	<b>ENDING CASH BALANCE</b>	<b>\$ 11,991,648</b>	<b>\$ 12,189,837</b>	<b>\$198,189</b>	
	Less Reserves	\$ (87,929)	\$ (87,929)	\$ -	
LINE 8.010	Less Outstanding Encumbrances	\$ (743,000)	\$ (1,063,805)	\$ (320,805)	43.18%
<b>LINE 15.010</b>	<b>Unreserved Fund Balance</b>	<b>\$ 11,160,719</b>	<b>\$ 11,038,103</b>	<b>(\$122,616)</b>	<b>-1.10%</b>
		Estimate	Actual	Benchmark Yr. End	
	Salaries/Benefits as % of Revenue	79.0%	77.6%	80.1% or below	
	<b>True Days Cash - Calendar Days on which can operate</b>	<b>173</b>	<b>170</b>	<b>90 or above optimal</b>	

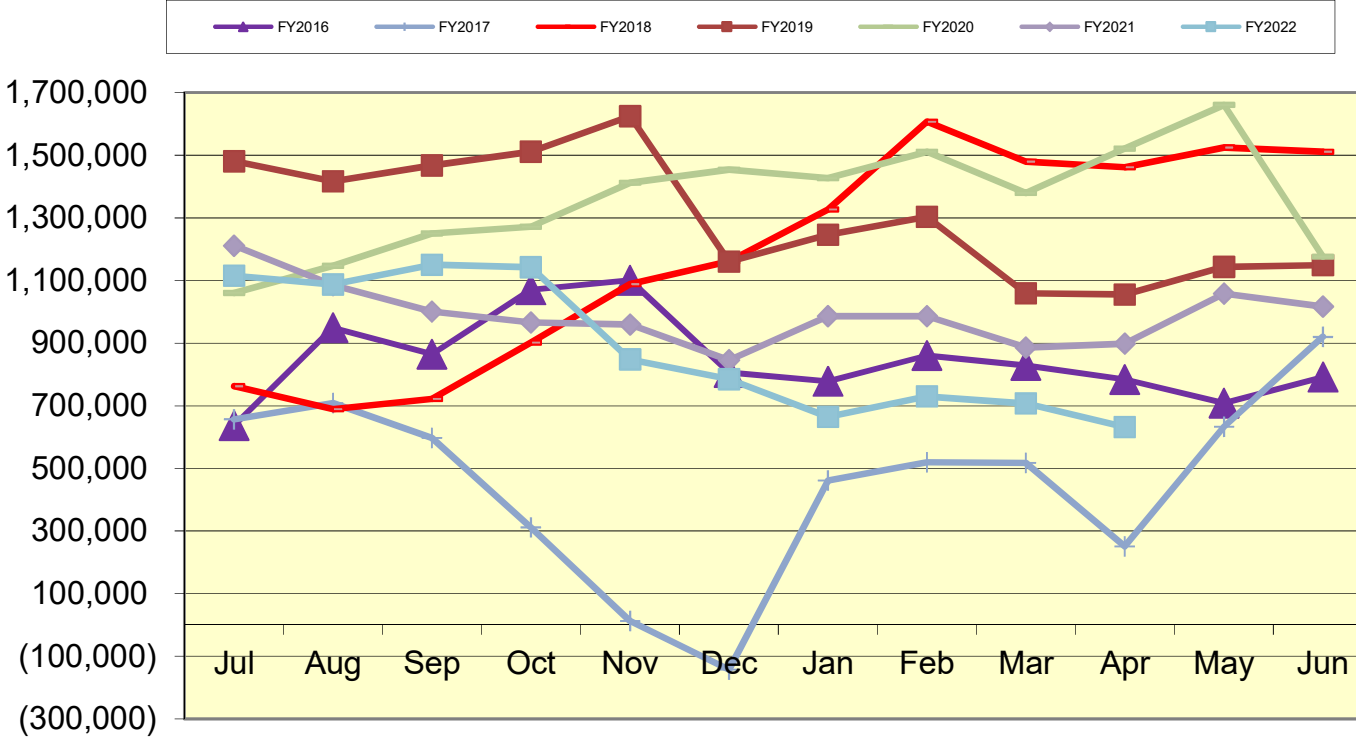
### Lexington Local Schools General Fund Cash Balance



### Lexington Local Schools Food Service Fund Cash Balance



### Lexington Local Schools Employee Benefits Fund Cash Balance



## Lexington Local Schools

### Permanent Improvement Fund 4/30/2022

	Budgeted Amount	Actual Fiscal Year Expended	Current Encumbrances	Expenses / Encumbrances Over/Under Estimate	Remaining Estimated PI Project Costs
<b>Instruction and Administration</b>					
Eastern Elementary Equipment/Materials	\$ 150.00	\$ 71.42	\$ -	\$78.58	\$78.58
Central Elementary Equipment/Materials	\$ 7,089.07	\$ 5,043.91	\$ 1,565.00	\$480.16	\$480.16
HS Music Equipment	\$ 4,538.99	\$ 4,937.49	\$ -	(\$398.50)	\$0.00
<b>Maintenance</b>					
New Maintenance Garage	\$ 700,000.00	\$ 382,752.17	\$ 317,247.83	\$0.00	\$0.00
Maintenance Tractor w/Dump Bed Kit	\$ 11,391.00	\$ 11,391.00	\$ -	\$0.00	\$0.00
Eastern Elementary Feedwater Tank Replacement	\$ 10,480.00	\$ 6,480.00	\$ 4,000.00	\$0.00	\$0.00
HS Retaining Wall with Geo Grid Reinforcement and Signage	\$ 11,000.00	\$ 10,874.00	\$ -	\$126.00	\$0.00
<b>Transportation</b>					
New bus	\$ 101,859.00	\$ 101,859.00	\$ -	\$0.00	\$0.00
Bus Fuel Tank Removal and Installation	\$ 40,000.00	\$ 34,850.00	\$ 5,150.00	\$0.00	\$0.00
<b>Technology</b>					
Computers, servers, tech equip., etc.	\$ 150,000.00	\$ 13,159.69	\$ 133,705.14	\$3,135.17	\$3,135.17
<b>Food Service</b>					
Food Service Equipment	\$ 4,438.34	\$ 4,218.91	\$ 219.43	\$0.00	\$0.00
<b>Athletics and Student Activities</b>					
HS Athletics Equipment	\$ 79,882.00	\$ 52,574.45	\$ 10,291.76	\$17,015.79	\$17,015.79
<b>Fees</b>					
Tax Collection Fees	\$ 14,500.00	\$ 12,285.38	\$ -	\$2,214.62	\$2,214.62
<b>Totals</b>					
	\$ 1,135,328.40	\$ 640,497.42	\$ 472,179.16	\$22,651.82	\$22,924.32
<b>Total Budgeted</b>	<b>\$ 1,135,328.40</b>				
Actual Cash Balance 7/1/21	\$ 467,930.96				
Revenues FY22 - Taxes from levy	\$ 724,119.79				
Expenditures FY22	\$ (640,497.42)				
Current Cash Balance	\$551,553.33				
Current Encumbrances	\$ (472,179.16)				
<b>Available Balance</b>	<b>\$79,374.17</b>				
Remaining Estimated Revenues FY22 - Taxes from levy	\$ -				
Less: Remaining Estimated PI Project Costs	(\$22,924.32)				
<b>Estimated 6/30/22 Carryover</b>	<b>\$ 56,449.85</b>				

Lexington Local Schools

**Food Service Fund 2021-22 vs. 2020-2021 vs. 2019-2020**

							Beginning Balance 7/1/21	\$ 808
<b>2020-2021 Through 4/30/22</b>								
<i>Revenues</i>	District-Wide	High School	Junior High	Eastern	Central	Western	<b>Total</b>	
Student Type A, Ezpay, Misc	\$ -	\$ (1,770)	\$ (1,400)	\$ (560)	\$ 36	\$ 35	\$ (3,659)	
Student Break, Milk & A La Carte	\$ -	\$ 20,712	\$ 8,043	\$ 3,343	\$ 2,153	\$ 623	\$ 34,874	
Adult & Misc revenues	\$ 6,160	\$ 2,966	\$ 736	\$ 981	\$ 559	\$ 57	\$ 11,459	
State Reimb	\$ -	\$ -	\$ -	\$ -	\$ -	\$ -	\$ -	
Federal Reimb	\$ -	\$ 200,869	\$ 121,912	\$ 154,358	\$ 139,136	\$ 113,500	\$ 729,775	
Transfer In	\$ -	\$ -	\$ -	\$ -	\$ -	\$ -	\$ -	
<b>Total Revenues</b>	<b>\$ 6,160</b>	<b>\$ 222,777</b>	<b>\$ 129,291</b>	<b>\$ 158,122</b>	<b>\$ 141,884</b>	<b>\$ 114,215</b>	<b>\$ 772,449</b>	
<i>Expenses</i>								
Wages	\$ 42,875	\$ 94,787	\$ 46,394	\$ 32,335	\$ 29,510	\$ 30,843	\$ 276,744	
Severance	\$ -	\$ -	\$ -	\$ -	\$ -	\$ -	\$ -	
Retirement	\$ 10,002	\$ 15,982	\$ 7,652	\$ 7,492	\$ 4,663	\$ 5,393	\$ 51,184	
Medical	\$ 18,066	\$ 43,869	\$ 6,906	\$ 18,030	\$ 6,907	\$ 12,026	\$ 105,804	
Life, Dent, MC, WC	\$ 1,179	\$ 2,930	\$ 1,640	\$ 936	\$ 1,234	\$ 737	\$ 8,656	
Purch Serv, Repairs, Phone, Post	\$ 3,077	\$ 3,263	\$ 850	\$ 1,228	\$ 835	\$ 3,625	\$ 12,878	
Supplies	\$ 5,983	\$ -	\$ -	\$ -	\$ -	\$ -	\$ 5,983	
Food Costs	\$ -	\$ 81,278	\$ 37,741	\$ 75,260	\$ 23,659	\$ 34,130	\$ 252,068	
Equipment	\$ -	\$ -	\$ -	\$ -	\$ -	\$ -	\$ -	
Other Costs	\$ -	\$ -	\$ -	\$ -	\$ -	\$ -	\$ -	
<b>Total Expenses</b>	<b>\$ 81,182</b>	<b>\$ 242,109</b>	<b>\$ 101,183</b>	<b>\$ 135,281</b>	<b>\$ 66,808</b>	<b>\$ 86,754</b>	<b>\$ 713,317</b>	
<b>Net Gain (Loss)</b>	<b>\$ (75,022)</b>	<b>\$ (19,332)</b>	<b>\$ 28,108</b>	<b>\$ 22,841</b>	<b>\$ 75,076</b>	<b>\$ 27,461</b>	<b>\$ 59,132</b>	
							<b>Ending Cash Balance 4/30/22</b>	<b>\$ 59,940</b>

							Beginning Balance 7/1/20	\$ 3,725
<b>2020-2021 Through 4/30/21</b>								
<i>Revenues</i>	District-Wide	High School	Junior High	Eastern	Central	Western	<b>Total</b>	
Student Type A, Ezpay, Misc	\$ -	\$ (1,788)	\$ (190)	\$ 6	\$ 1,013	\$ 547	\$ (412)	
Student Break, Milk & A La Carte	\$ -	\$ 13,774	\$ 3,897	\$ 3,912	\$ 2,795	\$ 1,499	\$ 25,877	
Adult & Misc revenues	\$ 3,123	\$ 1,969	\$ 744	\$ 782	\$ 380	\$ 73	\$ 7,071	
State Reimb	\$ -	\$ -	\$ -	\$ -	\$ -	\$ -	\$ -	
Federal Reimb	\$ -	\$ 112,331	\$ 88,025	\$ 107,869	\$ 109,692	\$ 91,154	\$ 509,071	
Transfer In	\$ -	\$ -	\$ -	\$ -	\$ -	\$ -	\$ -	
<b>Total Revenues</b>	<b>\$ 3,123</b>	<b>\$ 126,286</b>	<b>\$ 92,476</b>	<b>\$ 112,569</b>	<b>\$ 113,880</b>	<b>\$ 93,273</b>	<b>\$ 541,607</b>	
<i>Expenses</i>								
Wages	\$ 33,305	\$ 73,381	\$ 40,189	\$ 30,215	\$ 24,141	\$ 24,180	\$ 225,411	
Severance	\$ -	\$ -	\$ -	\$ -	\$ -	\$ -	\$ -	
Retirement	\$ 8,918	\$ 16,520	\$ 5,626	\$ 7,582	\$ 5,100	\$ 4,193	\$ 47,939	
Medical	\$ 18,012	\$ 43,817	\$ 13,797	\$ 30,020	\$ 11,902	\$ -	\$ 117,548	
Life, Dent, MC, WC	\$ 1,043	\$ 2,625	\$ 1,897	\$ 1,255	\$ 735	\$ 308	\$ 7,863	
Purch Serv, Repairs, Phone, Post	\$ 2,397	\$ 830	\$ 579	\$ 1,617	\$ 674	\$ 320	\$ 6,417	
Supplies	\$ 6,159	\$ 65,182	\$ 21,768	\$ 33,332	\$ 14,328	\$ 27,240	\$ 168,009	
Food Costs	\$ -	\$ -	\$ -	\$ -	\$ -	\$ -	\$ -	
Equipment	\$ -	\$ -	\$ -	\$ -	\$ -	\$ -	\$ -	
Other Costs	\$ -	\$ -	\$ -	\$ -	\$ -	\$ -	\$ -	
<b>Total Expenses</b>	<b>\$ 69,834</b>	<b>\$ 202,355</b>	<b>\$ 83,856</b>	<b>\$ 104,021</b>	<b>\$ 56,880</b>	<b>\$ 56,241</b>	<b>\$ 573,187</b>	
<b>Net Gain (Loss)</b>	<b>\$ (66,711)</b>	<b>\$ (76,069)</b>	<b>\$ 8,620</b>	<b>\$ 8,548</b>	<b>\$ 57,000</b>	<b>\$ 37,032</b>	<b>\$ (31,580)</b>	
							<b>Ending Cash Balance 4/30/21</b>	<b>\$ (27,855)</b>

							Beginning Balance 7/1/19	\$ (2,391)
<b>2019-2020 Through 4/30/20</b>								
<i>Revenues</i>	District-Wide	High School	Junior High	Eastern	Central	Western	<b>Total</b>	
Student Type A, Ezpay, Misc	\$ -	\$ 60,734	\$ 29,289	\$ 33,348	\$ 32,280	\$ 22,788	\$ 178,439	
Student Break, Milk & A La Carte	\$ -	\$ 29,956	\$ 8,885	\$ 8,119	\$ 5,951	\$ 5,158	\$ 58,069	
Adult & Misc revenues	\$ 3,675	\$ 3,946	\$ 884	\$ 1,650	\$ 1,260	\$ 1,065	\$ 12,480	
State Reimb	\$ -	\$ -	\$ -	\$ -	\$ -	\$ -	\$ -	
Federal Reimb	\$ -	\$ 52,514	\$ 37,161	\$ 60,518	\$ 53,087	\$ 35,717	\$ 238,997	
Transfer In	\$ -	\$ -	\$ -	\$ -	\$ -	\$ -	\$ -	
<b>Total Revenues</b>	<b>\$ 3,675</b>	<b>\$ 147,150</b>	<b>\$ 76,219</b>	<b>\$ 103,635</b>	<b>\$ 92,578</b>	<b>\$ 64,728</b>	<b>\$ 487,985</b>	
<i>Expenses</i>								
Wages	\$ 41,210	\$ 92,042	\$ 49,153	\$ 37,115	\$ 29,136	\$ 30,038	\$ 278,694	
Severance	\$ -	\$ -	\$ -	\$ -	\$ -	\$ -	\$ -	
Retirement	\$ 9,995	\$ 15,574	\$ 7,002	\$ 9,434	\$ 5,135	\$ 5,386	\$ 52,526	
Medical	\$ 21,896	\$ 39,300	\$ 13,656	\$ 29,712	\$ 9,778	\$ -	\$ 114,342	
Life, Dent, MC, WC	\$ 1,367	\$ 3,374	\$ 2,276	\$ 1,590	\$ 986	\$ 559	\$ 10,152	
Purch Serv, Repairs, Phone, Post	\$ 2,541	\$ 5,809	\$ 999	\$ 594	\$ 1,688	\$ 958	\$ 12,589	
Supplies	\$ 3,674	\$ -	\$ -	\$ -	\$ -	\$ -	\$ 3,674	
Food Costs	\$ -	\$ 52,635	\$ 25,806	\$ 40,813	\$ 14,056	\$ 11,280	\$ 144,590	
Equipment	\$ -	\$ -	\$ -	\$ -	\$ -	\$ -	\$ -	
Other Costs	\$ -	\$ -	\$ -	\$ -	\$ -	\$ -	\$ -	
<b>Total Expenses</b>	<b>\$ 80,683</b>	<b>\$ 208,734</b>	<b>\$ 98,892</b>	<b>\$ 119,258</b>	<b>\$ 60,779</b>	<b>\$ 48,221</b>	<b>\$ 616,567</b>	
<b>Net Gain (Loss)</b>	<b>\$ (77,008)</b>	<b>\$ (61,584)</b>	<b>\$ (22,673)</b>	<b>\$ (15,623)</b>	<b>\$ 31,799</b>	<b>\$ 16,507</b>	<b>\$ (128,582)</b>	
							<b>Ending Cash Balance 4/30/20</b>	<b>\$ (130,973)</b>



Start Date: 4/1/2022

End Date: 4/30/2022

## LEXINGTON LOCAL SCHOOLS

### Disbursement Summary Report

Reference Number	Check Number	Type	Date	Name	Vendor #	Status	Reconcile Date	Void Date	Amount
40075	91904	ACCOUNTS_P AYABLE	4/5/2022	A.I.S. COMMERCIA L PARTS & SERVICES, INC	13761	RECONCILED	4/11/2022		\$ 943.57
40096	91905	ACCOUNTS_P AYABLE	4/5/2022	ADVANCED TURF SOLUTIONS, INC.	10305	RECONCILED	4/14/2022		805.80
40072	91906	ACCOUNTS_P AYABLE	4/5/2022	AGPARTS WORLDWIDE INC	13735	RECONCILED	4/11/2022		1,111.15
40066	91907	ACCOUNTS_P AYABLE	4/5/2022	AMAZON CAPITAL SERVICES	13575	RECONCILED	4/12/2022		1,210.00
40063	91908	ACCOUNTS_P AYABLE	4/5/2022	AMERICAN EXPRESS	10314	RECONCILED	4/12/2022		859.04
40099	91909	ACCOUNTS_P AYABLE	4/5/2022	BRICKER & ECKLER LLP	10997	RECONCILED	4/11/2022		1,098.00
40062	91910	ACCOUNTS_P AYABLE	4/5/2022	BRIDGEWAY ACADEMY	11513	RECONCILED	4/14/2022		5,684.00
40087	91911	ACCOUNTS_P AYABLE	4/5/2022	CARDINAL BUS SALES & SERVICE	6515	RECONCILED	4/11/2022		464.42
40067	91912	ACCOUNTS_P AYABLE	4/5/2022	CenturyLink	700	RECONCILED	4/11/2022		806.67
40085	91913	ACCOUNTS_P AYABLE	4/5/2022	CLEVELAND MUSEUM OF NATURAL HISTORY	13759	OUTSTANDIN G			936.00
40097	91914	ACCOUNTS_P AYABLE	4/5/2022	COLE DISTRIBUTIN G	9752	RECONCILED	4/11/2022		573.40
40074	91915	ACCOUNTS_P AYABLE	4/5/2022	COMMERICA L PARTS & SERVICE	11505	RECONCILED	4/13/2022		374.70
40092	91916	ACCOUNTS_P AYABLE	4/5/2022	ELIZABETH A. RIEGEL	10733	RECONCILED	4/18/2022		300.00
40083	91917	ACCOUNTS_P AYABLE	4/5/2022	FINLEY'S FACILITIES SERVICES	13571	RECONCILED	4/11/2022		1,255.31
40080	91918	ACCOUNTS_P AYABLE	4/5/2022	FORGET-ME- NOT FLOWER SHOP,INC.	5460	RECONCILED	4/12/2022		53.00
40089	91919	ACCOUNTS_P AYABLE	4/5/2022	GRAINGER	5843	RECONCILED	4/12/2022		39.98
40068	91920	ACCOUNTS_P AYABLE	4/5/2022	HD SUPPLY FACILITIES	6504	RECONCILED	4/18/2022		506.24
40091	91921	ACCOUNTS_P AYABLE	4/5/2022	J & B ACCOUSTICA L	1555	RECONCILED	4/8/2022		357.00
40070	91922	ACCOUNTS_P AYABLE	4/5/2022	JACKI GAITHER	8350	OUTSTANDIN G			785.00
40064	91923	ACCOUNTS_P AYABLE	4/5/2022	JALEN JONES	13518	OUTSTANDIN G			500.00
40081	91924	ACCOUNTS_P AYABLE	4/5/2022	JAMES H COX	13760	RECONCILED	4/13/2022		50.00
40084	91925	ACCOUNTS_P AYABLE	4/5/2022	JAMES HAYES	13087	RECONCILED	4/12/2022		582.21
40073	91926	ACCOUNTS_P AYABLE	4/5/2022	K B Z ELECTRIC INC.	3923	RECONCILED	4/20/2022		931.59
40093	91927	ACCOUNTS_P AYABLE	4/5/2022	KAHL'S TELECOMMU NICATIONS	7813	RECONCILED	4/8/2022		8,237.49
40095	91928	ACCOUNTS_P	4/5/2022	KROGER	5498	RECONCILED	4/11/2022		12.49

Start Date: 4/1/2022

End Date: 4/30/2022

## LEXINGTON LOCAL SCHOOLS

### Disbursement Summary Report

Reference Number	Check Number	Type	Date	Name	Vendor #	Status	Reconcile Date	Void Date	Amount
40065	91929	AYABLE ACCOUNTS_P	4/5/2022	COMPANY MARK HOOVER	12011	RECONCILED	4/8/2022		\$ 600.00
40078	91930	AYABLE ACCOUNTS_P	4/5/2022	MENARDS	10810	RECONCILED	4/11/2022		549.21
40098	91931	AYABLE ACCOUNTS_P	4/5/2022	MID-OHIO ED. SERVICE CENTER	69	RECONCILED	4/11/2022		20,770.93
40071	91932	AYABLE ACCOUNTS_P	4/5/2022	NCS PEARSON, INC.	9497	RECONCILED	4/11/2022		84.25
40077	91933	AYABLE ACCOUNTS_P	4/5/2022	NOVA LUNA EDUC & CONSULTIN G	11942	RECONCILED	4/11/2022		972.00
40082	91934	AYABLE ACCOUNTS_P	4/5/2022	SHIFFLER EQUIPMENT SALES, INC.	851	RECONCILED	4/11/2022		115.99
40086	91935	AYABLE ACCOUNTS_P	4/5/2022	SIESEL DISTRIBUTIN G	10297	RECONCILED	4/12/2022		2,406.66
40069	91936	AYABLE ACCOUNTS_P	4/5/2022	SPECIALIZED EDUCATION OF OHIO INC	13693	RECONCILED	4/13/2022		7,359.80
40088	91937	AYABLE ACCOUNTS_P	4/5/2022	STOODT'S FRESH MARKET	13591	RECONCILED	4/11/2022		110.41
40094	91938	AYABLE ACCOUNTS_P	4/5/2022	THE OHIO STATE UNIVERSITY	11385	RECONCILED	4/15/2022		506.44
40079	91939	AYABLE ACCOUNTS_P	4/5/2022	THEN DESIGN ARCHITECTU RE LTD	13501	RECONCILED	4/11/2022		1,875.00
40076	91940	AYABLE ACCOUNTS_P	4/5/2022	TOBII DYNVOX LLC	13066	RECONCILED	4/11/2022		399.00
40090	91941	AYABLE ACCOUNTS_P	4/5/2022	TRANSPORTA TION ACCESSORIE S CO.	819	RECONCILED	4/11/2022		340.58
40100	91942	AYABLE ACCOUNTS_P	4/6/2022	POST MASTER	918	RECONCILED	4/11/2022		714.96
40129	91943	AYABLE ACCOUNTS_P	4/6/2022	ALYSSA MCCREADY	13046	RECONCILED	4/8/2022		189.80
40131	91944	AYABLE ACCOUNTS_P	4/6/2022	AMANDA BADERTSCH ER	13224	RECONCILED	4/19/2022		145.00
40136	91945	AYABLE ACCOUNTS_P	4/6/2022	ASHLEY N MCLAUGHLI N	13599	RECONCILED	4/11/2022		200.00
40118	91946	AYABLE ACCOUNTS_P	4/6/2022	ASHLEY TODD	10907	OUTSTANDIN G			80.00
40132	91947	AYABLE ACCOUNTS_P	4/6/2022	BRICKER & ECKLER LLP	10997	RECONCILED	4/12/2022		1,500.00
40122	91948	AYABLE ACCOUNTS_P	4/6/2022	BUCYRUS HIGH SCHOOL	10732	RECONCILED	4/13/2022		360.00
40130	91949	AYABLE ACCOUNTS_P	4/6/2022	CAIN GRAPHICS AND SCREEN PRINTING	11279	RECONCILED	4/12/2022		1,723.75
40110	91950	AYABLE ACCOUNTS_P	4/6/2022	COLE DISTRIBUTIN G	9752	RECONCILED	4/12/2022		7,351.53
40123	91951	ACCOUNTS_P	4/6/2022	COMDOC INC	13671	RECONCILED	4/12/2022		106.83

Start Date: 4/1/2022

End Date: 4/30/2022

## LEXINGTON LOCAL SCHOOLS

### Disbursement Summary Report

Reference Number	Check Number	Type	Date	Name	Vendor #	Status	Reconcile Date	Void Date	Amount
40113	91952	AYABLE ACCOUNTS_P AYABLE	4/6/2022	CRESTVIEW LOCAL SCHOOL	10725	OUTSTANDIN G			\$ 150.00
40117	91953	AYABLE ACCOUNTS_P AYABLE	4/6/2022	CULLIGAN QUALITY WATER	610	RECONCILED	4/12/2022		37.00
40107	91954	AYABLE ACCOUNTS_P AYABLE	4/6/2022	DAIRIA EDMUNDS	13763	RECONCILED	4/11/2022		342.26
40106	91955	AYABLE ACCOUNTS_P AYABLE	4/6/2022	DIRECT ENERGY BUSINESS	11543	RECONCILED	4/14/2022		9,079.09
40103	91956	AYABLE ACCOUNTS_P AYABLE	4/6/2022	EDISON LOCAL SCHOOL DISTRICT	11032	RECONCILED	4/13/2022		275.00
40135	91957	AYABLE ACCOUNTS_P AYABLE	4/6/2022	FLYNN ENVIRONME NTAL, INC	13669	RECONCILED	4/18/2022		3,000.00
40119	91958	AYABLE ACCOUNTS_P AYABLE	4/6/2022	GALION HIGH SCHOOL	11034	RECONCILED	4/11/2022		200.00
40116	91959	AYABLE ACCOUNTS_P AYABLE	4/6/2022	KAILEE WORGES	13762	RECONCILED	4/15/2022		19.99
40102	91960	AYABLE ACCOUNTS_P AYABLE	4/6/2022	KELL ACE HARDWARE	8329	RECONCILED	4/12/2022		102.27
40133	91961	AYABLE ACCOUNTS_P AYABLE	4/6/2022	KIMBLE SEPTIC & PORTA-POT, INC	4037	RECONCILED	4/15/2022		474.48
40120	91962	AYABLE ACCOUNTS_P AYABLE	4/6/2022	LEX LANES	7583	RECONCILED	4/25/2022		2,875.00
40114	91963	AYABLE ACCOUNTS_P AYABLE	4/6/2022	MARION HARDING HIGH SCHOOL	9387	RECONCILED	4/18/2022		200.00
40112	91964	AYABLE ACCOUNTS_P AYABLE	4/6/2022	O.E. MEYER COMPANY	10829	RECONCILED	4/20/2022		7.44
40126	91965	AYABLE ACCOUNTS_P AYABLE	4/6/2022	OHIO HEALTH CONSORTIU M	10192	RECONCILED	4/12/2022		55.00
40125	91966	AYABLE ACCOUNTS_P AYABLE	4/6/2022	PAM CONOVER	11119	RECONCILED	4/8/2022		219.45
40134	91967	AYABLE ACCOUNTS_P AYABLE	4/6/2022	PIONEER CAREER & TECHNOLOG Y	6280	RECONCILED	4/12/2022		45.00
40104	91968	AYABLE ACCOUNTS_P AYABLE	4/6/2022	RENHILL GROUP, INC.	10075	RECONCILED	4/12/2022		14,856.26
40127	91969	AYABLE ACCOUNTS_P AYABLE	4/6/2022	RIVER EDUCATION SERVICES INC	13290	RECONCILED	4/15/2022		24,360.00
40121	91970	AYABLE ACCOUNTS_P AYABLE	4/6/2022	SCHOOL SPECIALTY	6538	RECONCILED	4/15/2022		26.08
40124	91971	AYABLE ACCOUNTS_P AYABLE	4/6/2022	SEDGWICK CLAIMS MANAGEME NT SERVICES, INC.	13632	RECONCILED	4/12/2022		3,595.00
40105	91972	AYABLE ACCOUNTS_P AYABLE	4/6/2022	SHELBY CITY SCHOOLS	926	RECONCILED	4/11/2022		150.00
40111	91973	AYABLE ACCOUNTS_P AYABLE	4/6/2022	SYD EYERLY	13764	RECONCILED	4/12/2022		2,500.00

Start Date: 4/1/2022

End Date: 4/30/2022

## LEXINGTON LOCAL SCHOOLS

### Disbursement Summary Report

Reference Number	Check Number	Type	Date	Name	Vendor #	Status	Reconcile Date	Void Date	Amount
40128	91974	ACCOUNTS_P AYABLE	4/6/2022	THE ESKEN GROUP, LLC	13446	RECONCILED	4/11/2022		\$ 1,215.00
40108	91975	ACCOUNTS_P AYABLE	4/6/2022	TREASURER STATE OF OHIO	5996	RECONCILED	4/15/2022		123.00
40101	91976	ACCOUNTS_P AYABLE	4/6/2022	TREASURER, STATE OF OHIO	9906	RECONCILED	4/12/2022		1,217.70
40109	91977	ACCOUNTS_P AYABLE	4/6/2022	TRUCK SALES & SERVICE, INC.	8892	RECONCILED	4/12/2022		410.38
40115	91978	ACCOUNTS_P AYABLE	4/6/2022	UPPER SANDUSKY EXEMPTED	11318	RECONCILED	4/13/2022		200.00
40137	91979	ACCOUNTS_P AYABLE	4/8/2022	ADVANCED KEY & LOCK SHOP	10296	RECONCILED	4/12/2022		37.28
40138	91980	ACCOUNTS_P AYABLE	4/8/2022	AHC, INC	11313	RECONCILED	4/14/2022		3,940.00
40149	91981	ACCOUNTS_P AYABLE	4/8/2022	ALFRED NICKLES BAKERY	613	RECONCILED	4/13/2022		987.08
40139	91982	ACCOUNTS_P AYABLE	4/8/2022	AMAZON CAPITAL SERVICES	13575	RECONCILED	4/12/2022		217.66
40140	91983	ACCOUNTS_P AYABLE	4/8/2022	CARDINAL BUS SALES & SERVICE	6515	RECONCILED	4/12/2022		1,615.83
40141	91984	ACCOUNTS_P AYABLE	4/8/2022	CDW-G GOVERNMEN T, INC.	7886	RECONCILED	4/15/2022		85.57
40142	91985	ACCOUNTS_P AYABLE	4/8/2022	COLE DISTRIBUTIN G	9752	RECONCILED	4/12/2022		5,224.25
40143	91986	ACCOUNTS_P AYABLE	4/8/2022	COLUMBUS CLAY CO	2695	RECONCILED	4/12/2022		491.00
40144	91987	ACCOUNTS_P AYABLE	4/8/2022	DRAIN PRO	11678	RECONCILED	4/18/2022		180.00
40153	91988	ACCOUNTS_P AYABLE	4/8/2022	ELIZABETH A. RIEGEL	10733	RECONCILED	4/18/2022		100.00
40145	91989	ACCOUNTS_P AYABLE	4/8/2022	HEALTHCAR E BILLING SERVICES	11018	RECONCILED	4/12/2022		4,189.23
40146	91990	ACCOUNTS_P AYABLE	4/8/2022	KELL ACE HARDWARE	8329	RECONCILED	4/13/2022		12.95
40147	91991	ACCOUNTS_P AYABLE	4/8/2022	LOWE'S	5906	RECONCILED	4/12/2022		246.92
40148	91992	ACCOUNTS_P AYABLE	4/8/2022	NAPA	13723	RECONCILED	4/11/2022		1,196.38
40150	91993	ACCOUNTS_P AYABLE	4/8/2022	OHIOHEALT H/WORKHEA LTH	13457	RECONCILED	4/12/2022		207.00
40151	91994	ACCOUNTS_P AYABLE	4/8/2022	PIONEER MANUFACTU RING CO.	1020	RECONCILED	4/12/2022		4,310.67
40152	91995	ACCOUNTS_P AYABLE	4/8/2022	SMITHFOOD S, INC	11797	RECONCILED	4/12/2022		5,664.85
40154	91996	ACCOUNTS_P AYABLE	4/8/2022	TEXTHELP INC	13147	RECONCILED	4/15/2022		1,800.00
40155	91997	ACCOUNTS_P AYABLE	4/8/2022	TRANSPORTA TION ACCESSORIE S CO.	819	RECONCILED	4/19/2022		743.87
40158	91998	ACCOUNTS_P AYABLE	4/11/2022	TRANSPORTA TION	819	RECONCILED	4/21/2022		17.25

Start Date: 4/1/2022

End Date: 4/30/2022

## LEXINGTON LOCAL SCHOOLS

### Disbursement Summary Report

Reference Number	Check Number	Type	Date	Name	Vendor #	Status	Reconcile Date	Void Date	Amount
40163	91999	ACCOUNTS_P AYABLE	4/11/2022	ACCESSORIE S CO. RENWICK, WELSH & BURTON	933	RECONCILED	4/18/2022		\$ 4,601.09
40160	92000	ACCOUNTS_P AYABLE	4/11/2022	NORTH CENTRAL OHIO ESC	9382	RECONCILED	4/20/2022		2,875.00
40162	92001	ACCOUNTS_P AYABLE	4/11/2022	CLEAR FORK VALLEY (ATH)	11033	RECONCILED	4/18/2022		200.00
40159	92002	ACCOUNTS_P AYABLE	4/11/2022	JAMES HAYES	13087	RECONCILED	4/21/2022		776.28
40161	92003	ACCOUNTS_P AYABLE	4/11/2022	AMAZON CAPITAL SERVICES	13575	RECONCILED	4/19/2022		33.50
40157	92004	ACCOUNTS_P AYABLE	4/11/2022	NAPA	13723	RECONCILED	4/18/2022		433.92
40164	92005	ACCOUNTS_P AYABLE	4/13/2022	JACOB POINER	12170	RECONCILED	4/15/2022		268.55
40196	92006	ACCOUNTS_P AYABLE	4/20/2022	AGPARTS WORLDWIDE INC	13735	RECONCILED	4/26/2022		1,052.25
40187	92007	ACCOUNTS_P AYABLE	4/20/2022	AMAZON CAPITAL SERVICES	13575	RECONCILED	4/26/2022		5,223.65
40176	92008	ACCOUNTS_P AYABLE	4/20/2022	AWARDSMIT H	1370	OUTSTANDIN G			798.00
40200	92009	ACCOUNTS_P AYABLE	4/20/2022	BRIDGEWAY ACADEMY	11513	RECONCILED	4/29/2022		2,790.60
40188	92010	ACCOUNTS_P AYABLE	4/20/2022	CARDINAL BUS SALES & SERVICE	6515	RECONCILED	4/27/2022		2,149.01
40190	92011	ACCOUNTS_P AYABLE	4/20/2022	CBIZ BENEFITS & INSURANCE	8780	RECONCILED	4/26/2022		2,750.00
40202	92012	ACCOUNTS_P AYABLE	4/20/2022	CHARLES RITTER CO.	907	RECONCILED	4/25/2022		148.08
40179	92013	ACCOUNTS_P AYABLE	4/20/2022	COLE DISTRIBUTIN G	9752	RECONCILED	4/26/2022		7,857.83
40184	92014	ACCOUNTS_P AYABLE	4/20/2022	COMDOC INC	13671	RECONCILED	4/26/2022		1,740.41
40182	92015	ACCOUNTS_P AYABLE	4/20/2022	CULLIGAN QUALITY WATER	610	RECONCILED	4/26/2022		185.00
40174	92016	ACCOUNTS_P AYABLE	4/20/2022	EJ THERAPY INC	13137	RECONCILED	4/28/2022		49,177.50
40208	92017	ACCOUNTS_P AYABLE	4/20/2022	ELZY MILLING & TRADE LTD.	10593	RECONCILED	4/26/2022		620.80
40204	92018	ACCOUNTS_P AYABLE	4/20/2022	ESPECIAL NEEDS, LLC	11941	RECONCILED	4/29/2022		30.90
40175	92019	ACCOUNTS_P AYABLE	4/20/2022	GRADY ENTERPRISE S, INC.	9664	RECONCILED	4/27/2022		1,102.41
40205	92020	ACCOUNTS_P AYABLE	4/20/2022	JAMES HAYES	13087	OUTSTANDIN G			776.28
40195	92021	ACCOUNTS_P AYABLE	4/20/2022	JOSTENS	10830	RECONCILED	4/29/2022		34.50
40178	92022	ACCOUNTS_P AYABLE	4/20/2022	KIMBALL MIDWEST	11066	RECONCILED	4/26/2022		77.32
40199	92023	ACCOUNTS_P AYABLE	4/20/2022	LANGUAGE TESTING INTERNATIO NAL	13698	RECONCILED	4/27/2022		122.50

Start Date: 4/1/2022

End Date: 4/30/2022

## LEXINGTON LOCAL SCHOOLS

### Disbursement Summary Report

Reference Number	Check Number	Type	Date	Name	Vendor #	Status	Reconcile Date	Void Date	Amount
40177	92024	ACCOUNTS_P AYABLE	4/20/2022	LISA PFIZENMAYE R	13231	RECONCILED	4/29/2022		\$ 100.00
40189	92025	ACCOUNTS_P AYABLE	4/20/2022	MARK HOOVER	12011	RECONCILED	4/25/2022		44.48
40207	92026	ACCOUNTS_P AYABLE	4/20/2022	MVD SPORTS	6482	RECONCILED	4/26/2022		159.90
40181	92027	ACCOUNTS_P AYABLE	4/20/2022	OMEA	8109	OUTSTANDIN G			260.00
40206	92028	ACCOUNTS_P AYABLE	4/20/2022	PIONEER CAREER & TECHNOLOG Y	6280	RECONCILED	4/26/2022		510.00
40198	92029	ACCOUNTS_P AYABLE	4/20/2022	RAPIDRIBBO NS	1784	RECONCILED	4/27/2022		329.24
40193	92030	ACCOUNTS_P AYABLE	4/20/2022	RENHILL GROUP, INC.	10075	RECONCILED	4/26/2022		8,514.16
40186	92031	ACCOUNTS_P AYABLE	4/20/2022	RYAN KNUCKLES	10079	RECONCILED	4/25/2022		61.42
40197	92032	ACCOUNTS_P AYABLE	4/20/2022	SC STRATEGIC SOLUTIONS LLC	12178	RECONCILED	4/27/2022		115.20
40201	92033	ACCOUNTS_P AYABLE	4/20/2022	SHOOK CONSTRUCTI ON CO	13525	RECONCILED	4/27/2022		113,164.64
40185	92034	ACCOUNTS_P AYABLE	4/20/2022	SMETZ'S TIRE SERVICE CENTER	10453	RECONCILED	4/28/2022		1,301.80
40203	92035	ACCOUNTS_P AYABLE	4/20/2022	SPECIALIZED EDUCATION OF OHIO INC	13693	RECONCILED	4/26/2022		7,318.80
40192	92036	ACCOUNTS_P AYABLE	4/20/2022	STOODT'S FRESH MARKET	13591	RECONCILED	4/26/2022		55.38
40191	92037	ACCOUNTS_P AYABLE	4/20/2022	SUNGRAPHI CS INC.	10672	RECONCILED	4/26/2022		4,318.50
40180	92038	ACCOUNTS_P AYABLE	4/20/2022	THE REHAB CENTER	11246	OUTSTANDIN G			15,211.25
40183	92039	ACCOUNTS_P AYABLE	4/20/2022	TRANSPORTA TION ACCESSORIE S CO.	819	RECONCILED	4/26/2022		815.10
40194	92040	ACCOUNTS_P AYABLE	4/20/2022	UPS STORE	8483	OUTSTANDIN G			42.35
40223	92041	ACCOUNTS_P AYABLE	4/20/2022	AMANDA BADERTSCH ER	13224	OUTSTANDIN G			90.00
40224	92042	ACCOUNTS_P AYABLE	4/20/2022	AMAZON CAPITAL SERVICES	13575	RECONCILED	4/26/2022		299.99
40226	92043	ACCOUNTS_P AYABLE	4/20/2022	ASHLEY N MCLAUGHLI N	13599	RECONCILED	4/25/2022		270.00
40210	92044	ACCOUNTS_P AYABLE	4/20/2022	BAKER VEHICLE SYSTEMS, INC.	6088	RECONCILED	4/25/2022		23,984.79
40225	92045	ACCOUNTS_P AYABLE	4/20/2022	COLUMBUS CLAY CO	2695	RECONCILED	4/27/2022		48.00
40209	92046	ACCOUNTS_P AYABLE	4/20/2022	COMMERICA L PARTS & SERVICE	11505	RECONCILED	4/26/2022		144.79
40222	92047	ACCOUNTS_P AYABLE	4/20/2022	DRAIN PRO	11678	OUTSTANDIN G			250.00

Start Date: 4/1/2022

End Date: 4/30/2022

## LEXINGTON LOCAL SCHOOLS

### Disbursement Summary Report

Reference Number	Check Number	Type	Date	Name	Vendor #	Status	Reconcile Date	Void Date	Amount
40213	92048	ACCOUNTS_P AYABLE	4/20/2022	ELIZABETH A. RIEGEL	10733	RECONCILED	4/27/2022		\$ 200.00
40221	92049	ACCOUNTS_P AYABLE	4/20/2022	ELZY MILLING & TRADE LTD.	10593	RECONCILED	4/26/2022		247.52
40220	92050	ACCOUNTS_P AYABLE	4/20/2022	G & L SUPPLY	713	RECONCILED	4/28/2022		71.49
40227	92051	ACCOUNTS_P AYABLE	4/20/2022	GRAINGER	5843	RECONCILED	4/26/2022		129.04
40217	92052	ACCOUNTS_P AYABLE	4/20/2022	KELL ACE HARDWARE	8329	RECONCILED	4/26/2022		494.63
40214	92053	ACCOUNTS_P AYABLE	4/20/2022	LESCH BATTERY & POWER	9943	RECONCILED	4/25/2022		124.21
40212	92054	ACCOUNTS_P AYABLE	4/20/2022	MENARDS	10810	RECONCILED	4/27/2022		1,637.27
40215	92055	ACCOUNTS_P AYABLE	4/20/2022	RUMPKE	11508	OUTSTANDIN G			966.47
40211	92056	ACCOUNTS_P AYABLE	4/20/2022	SCHMIDT SECURITY	7215	RECONCILED	4/26/2022		2,830.00
40216	92057	ACCOUNTS_P AYABLE	4/20/2022	STANDARD PLUMBING & HEATING CO	4036	RECONCILED	4/26/2022		1,587.50
40219	92058	ACCOUNTS_P AYABLE	4/20/2022	STOODT'S FRESH MARKET	13591	RECONCILED	4/26/2022		44.37
40218	92059	ACCOUNTS_P AYABLE	4/20/2022	THE REHAB CENTER	11246	OUTSTANDIN G			157.50
40236	92060	ACCOUNTS_P AYABLE	4/22/2022	ACHIEVE PSYCHOLOGI CAL & ACADEMIC SERVICES	13765	RECONCILED	4/28/2022		2,700.00
40230	92061	ACCOUNTS_P AYABLE	4/22/2022	AMAZON CAPITAL SERVICES	13575	RECONCILED	4/29/2022		47.46
40228	92062	ACCOUNTS_P AYABLE	4/22/2022	COLUMBIA GAS	11662	OUTSTANDIN G			6,253.68
40240	92063	ACCOUNTS_P AYABLE	4/22/2022	HOLLY RICE	8708	OUTSTANDIN G			599.00
40237	92064	ACCOUNTS_P AYABLE	4/22/2022	KAHL'S ELECTRIC, INC.	6637	RECONCILED	4/27/2022		600.00
40233	92065	ACCOUNTS_P AYABLE	4/22/2022	LEARNWELL	13768	OUTSTANDIN G			538.65
40234	92066	ACCOUNTS_P AYABLE	4/22/2022	LESCH BATTERY & POWER	9943	RECONCILED	4/27/2022		59.20
40239	92067	ACCOUNTS_P AYABLE	4/22/2022	MANSFIELD CITY SCHOOLS	5990	OUTSTANDIN G			3,691.25
40235	92068	ACCOUNTS_P AYABLE	4/22/2022	RAPIDRIBBO NS	1784	RECONCILED	4/29/2022		38.88
40238	92069	ACCOUNTS_P AYABLE	4/22/2022	ROXANNE DRUESCHLE R	10172	RECONCILED	4/28/2022		225.00
40241	92070	ACCOUNTS_P AYABLE	4/22/2022	SHELLY KNAPP	8666	RECONCILED	4/26/2022		50.25
40232	92071	ACCOUNTS_P AYABLE	4/22/2022	STEALTH PARTNER GROUP	13604	OUTSTANDIN G			40,270.10
40229	92072	ACCOUNTS_P AYABLE	4/22/2022	TIM SCHEID	9342	RECONCILED	4/26/2022		599.00
40231	92073	ACCOUNTS_P AYABLE	4/22/2022	UCP OF GREATER CLEVELAND	13006	RECONCILED	4/28/2022		8,950.00

Start Date: 4/1/2022

End Date: 4/30/2022

## LEXINGTON LOCAL SCHOOLS

### Disbursement Summary Report

Reference Number	Check Number	Type	Date	Name	Vendor #	Status	Reconcile Date	Void Date	Amount
40246	92074	ACCOUNTS_P AYABLE	4/25/2022	AMERICAN ELECTRIC POWER	701	OUTSTANDIN G			\$ 34,890.95
40250	92075	ACCOUNTS_P AYABLE	4/25/2022	CARDINAL BUS SALES & SERVICE	6515	RECONCILED	4/29/2022		12.00
40256	92076	ACCOUNTS_P AYABLE	4/25/2022	EXTENDED STAY AMERICA	8703	OUTSTANDIN G			180.48
40259	92077	ACCOUNTS_P AYABLE	4/25/2022	OHIO HEALTH CONSORTIU M	10192	RECONCILED	4/29/2022		110.00
40252	92078	ACCOUNTS_P AYABLE	4/25/2022	DIRECT ENERGY BUSINESS	11543	OUTSTANDIN G			12,389.18
40255	92079	ACCOUNTS_P AYABLE	4/25/2022	PAMELA ELLIS	13158	OUTSTANDIN G			350.00
40260	92080	ACCOUNTS_P AYABLE	4/25/2022	JANE PRICE	13160	OUTSTANDIN G			350.00
40247	92081	ACCOUNTS_P AYABLE	4/25/2022	CAROL BERNHARDT	13164	OUTSTANDIN G			350.00
40258	92082	ACCOUNTS_P AYABLE	4/25/2022	KENNETH HOLZWORTH	13165	OUTSTANDIN G			420.00
40254	92083	ACCOUNTS_P AYABLE	4/25/2022	MATTHEW L DOMKA	13166	OUTSTANDIN G			350.00
40257	92084	ACCOUNTS_P AYABLE	4/25/2022	STEPHANIE HILL	13167	OUTSTANDIN G			350.00
40253	92085	ACCOUNTS_P AYABLE	4/25/2022	DANIEL DOUGLAS DOMKA	13347	OUTSTANDIN G			350.00
40249	92086	ACCOUNTS_P AYABLE	4/25/2022	LINDSAY TAYLOR BROWN	13349	OUTSTANDIN G			350.00
40261	92087	ACCOUNTS_P AYABLE	4/25/2022	SHULTZ, MELINA	13769	OUTSTANDIN G			1,150.00
40251	92088	ACCOUNTS_P AYABLE	4/25/2022	CARLA E COLON	13770	OUTSTANDIN G			350.00
40248	92089	ACCOUNTS_P AYABLE	4/25/2022	CHARLES R. BRADLEY II	13771	OUTSTANDIN G			350.00
40262	92090	ACCOUNTS_P AYABLE	4/25/2022	CHELSIE A THOMPSON	13772	OUTSTANDIN G			350.00
40263	92091	ACCOUNTS_P AYABLE	4/28/2022	CHAD & CATHY COOK	13773	OUTSTANDIN G			200.00
40265	92092	ACCOUNTS_P AYABLE	4/29/2022	SHOOK CONSTRUCTI ON CO	13525	OUTSTANDIN G			2,685,832.89
40268	92093	ACCOUNTS_P AYABLE	4/29/2022	LEXINGTON ATHLETIC DEPT.	3520	OUTSTANDIN G			3,010.00
40156	691805	ACCOUNTS_P AYABLE	4/8/2022	GORDON FOOD SERVICE	900652	RECONCILED	4/11/2022		24,623.27
40165	691806	ACCOUNTS_P AYABLE	4/13/2022	MORROW COUNTY AUDITOR	900359	RECONCILED	4/13/2022		1,748.42
40166	691807	ACCOUNTS_P AYABLE	4/13/2022	MEMO- S.E.R.S.	900997	RECONCILED	4/13/2022		2,654.92
40167	691808	ACCOUNTS_P AYABLE	4/13/2022	MEMO- S.T.R.S.	900998	RECONCILED	4/13/2022		6,921.16
40168	691809	ACCOUNTS_P AYABLE	4/13/2022	LEXINGTON SCHOOLS - PAYROLL	900934	RECONCILED	4/13/2022		8,226.85
40169	691810	PAYROLL	4/5/2022	LEXINGTON LOCAL SCHOOLS		RECONCILED	4/5/2022		609,933.02



Start Date: 4/1/2022

End Date: 4/30/2022

## LEXINGTON LOCAL SCHOOLS

### Disbursement Summary Report

Reference Number	Check Number	Type	Date	Name	Vendor #	Status	Reconcile Date	Void Date	Amount
40171	691811	ACCOUNTS_P AYABLE	4/18/2022	ANTHEM BENEFIT SERVICES	900902	RECONCILED	4/18/2022		\$ 373,549.57
40170	691812	ACCOUNTS_P AYABLE	4/18/2022	MEMO- S.E.R.S.	900997	RECONCILED	4/18/2022		2,675.75
40172	691813	ACCOUNTS_P AYABLE	4/18/2022	MEMO- S.T.R.S.	900998	RECONCILED	4/18/2022		6,921.16
40173	691814	ACCOUNTS_P AYABLE	4/18/2022	RICHLAND COUNTY AUDITOR	900360	RECONCILED	4/18/2022		174,357.98
40242	691815	PAYROLL	4/20/2022	LEXINGTON LOCAL SCHOOLS		RECONCILED	4/20/2022		584,040.33
40244	691816	ACCOUNTS_P AYABLE	4/25/2022	LEXINGTON SCHOOLS - PAYROLL	900934	RECONCILED	4/25/2022		7,851.43
40245	691817	ACCOUNTS_P AYABLE	4/25/2022	MEMO- S.E.R.S.	900997	RECONCILED	4/25/2022		47,826.00
40243	691818	ACCOUNTS_P AYABLE	4/25/2022	MEMO- S.T.R.S.	900998	RECONCILED	4/25/2022		121,834.00
40264	691819	ACCOUNTS_P AYABLE	4/30/2022	MEMO-MID OHIO ESC	900069	RECONCILED	4/30/2022		37,395.06
40266	691820	ACCOUNTS_P AYABLE	4/27/2022	PITNEY BOWES GLOBAL FINANCIAL SERVICES	13717	RECONCILED	4/27/2022		113.04
40267	691821	ACCOUNTS_P AYABLE	4/29/2022	RICHLAND COUNTY AUDITOR	900360	RECONCILED	4/29/2022		441.74
<b>Grand Total</b>									<b>\$ 5,263,099.23</b>

Reporting Period: April 2022 (FY 2022)

Start Date: 4/01/2022

End Date: 4/30/2022

5/3/22 1:03 PM

## LEXINGTON LOCAL SCHOOLS Receipts Ledger Report

Receipt #	Line #	Date	Type	Description	Full Account Code	Amount
<b>Fund:</b>		<b>001</b>				
<b>Receipt:</b>		<b>1111</b>				
76869	1	4/5/2022	RC	Mobile Home Tax -Morrow	001-1111-0000-000000-000	\$ 7,312.35
76869	2	4/5/2022	RC	Mobile Home Tax Morrow -Emer	001-1111-0000-000000-000	4,561.94
76885	1	4/7/2022	RC	Real Estate Tax - Richland	001-1111-0000-000000-000	3,854,233.43
76885	2	4/7/2022	RC	Emergency Tax - Richland	001-1111-0000-000000-000	2,453,485.76
76911	1	4/20/2022	RC	MH TAX - Richland	001-1111-0000-000000-000	1,440.13
76911	2	4/20/2022	RC	MH TAX - Richland	001-1111-0000-000000-000	927.87
						<b>\$ 6,321,961.48</b>
<b>Receipt:</b>		<b>1122</b>				
76885	6	4/7/2022	RC	Pers Prop Tax - Richland	001-1122-0000-000000-000	292,152.49
76885	7	4/7/2022	RC	Pers Prop Tax Emerg - Richland	001-1122-0000-000000-000	130,859.98
76911	6	4/20/2022	RC	Pers Prop Utility - Richland	001-1122-0000-000000-000	48.33
76911	7	4/20/2022	RC	Pers Prop Utility - Richland	001-1122-0000-000000-000	21.65
						<b>\$ 423,082.45</b>
<b>Receipt:</b>		<b>1211</b>				
76891	1	4/11/2022	RC	Preschool tuition	001-1211-0000-000000-500	1,100.00
76902	1	4/14/2022	RC	Preschool tuition	001-1211-0000-000000-500	500.00
76916	1	4/22/2022	RC	Preschool tuition	001-1211-0000-000000-500	500.00
76918	1	4/22/2022	RC	Tuition	001-1211-0000-000000-000	1,360.82
76919	1	4/22/2022	RC	Tuition	001-1211-0000-000000-000	680.41
76946	1	4/29/2022	RC	Preschool tuition	001-1211-0000-000000-500	600.00
						<b>\$ 4,741.23</b>
<b>Receipt:</b>		<b>1221</b>				
76881	18	4/8/2022	RC	JV50 Tuition (SF-14)	001-1221-0000-000000-000	0.00
76910	18	4/22/2022	RC	JV50 Tuition (SF-14)	001-1221-0000-000000-000	(3,057.58)
						<b>\$ (3,057.58)</b>
<b>Receipt:</b>		<b>1223</b>				
76881	20	4/8/2022	RC	JV52 Tuition (SF-14)	001-1223-0000-000000-000	0.00
76910	20	4/22/2022	RC	JV52 Tuition (SF-14)	001-1223-0000-000000-000	3,057.58
						<b>\$ 3,057.58</b>
<b>Receipt:</b>		<b>1410</b>				
76947	1	4/30/2022	RC	Richland Bank Interest	001-1410-0000-000000-000	1,643.57
						<b>\$ 1,643.57</b>
<b>Receipt:</b>		<b>1740</b>				
76871	1	4/1/2022	RC	Eastern school fees	001-1740-0000-000000-300	360.00
76873	2	4/1/2022	RC	School Fees	001-1740-0000-000000-100	26.00
76886	1	4/8/2022	RC	School fees	001-1740-0000-000000-100	93.50
76889	1	4/11/2022	RC	Eastern school fees	001-1740-0000-000000-300	90.00
76890	2	4/11/2022	RC	Western school fees	001-1740-0000-000000-500	144.00

Reporting Period: April 2022 (FY 2022)

5/3/22 1:03 PM

Start Date: 4/01/2022

End Date: 4/30/2022

## LEXINGTON LOCAL SCHOOLS Receipts Ledger Report

Receipt #	Line #	Date	Type	Description	Full Account Code	Amount
76894	1	4/12/2022	RC	School fees	001-1740-0000-000000-100	\$ 175.00
76907	1	4/20/2022	RC	School fees	001-1740-0000-000000-200	63.00
76912	2	4/21/2022	RC	Eastern School Fees	001-1740-0000-000000-300	90.00
76915	2	4/22/2022	RC	Western school fees	001-1740-0000-000000-500	72.00
76917	1	4/22/2022	RC	School fees	001-1740-0000-000000-200	78.00
76927	1	4/26/2022	RC	Summer school fees	001-1740-0000-000000-100	210.00
76927	3	4/26/2022	RC	CCP Tuition Payment	001-1740-0000-000000-100	571.65
76927	4	4/26/2022	RC	School Fees	001-1740-0000-000000-100	32.00
76929	1	4/26/2022	RC	School fees	001-1740-0000-000000-200	42.00
76943	2	4/26/2022	RC	Central school fees	001-1740-0000-000000-400	378.00
76945	2	4/28/2022	RC	Central school fees	001-1740-0000-000000-400	72.00
76942	1	4/29/2022	RC	HS Fees - Pay For It	001-1740-0000-000000-100	599.50
76942	2	4/29/2022	RC	Central Fees - Pay For It	001-1740-0000-000000-400	150.00
76942	3	4/29/2022	RC	Jr High Fees - Pay For It	001-1740-0000-000000-200	158.25
76942	4	4/29/2022	RC	Eastern Fees - Pay For It	001-1740-0000-000000-300	120.00
76942	5	4/29/2022	RC	Western Fees - Pay For It	001-1740-0000-000000-500	180.00
						<b>\$ 3,704.90</b>
<b>Receipt:</b>	<b>1810</b>					
76903	1	4/14/2022	RC	Building rental	001-1810-0000-000000-000	30.00
76925	1	4/26/2022	RC	Building rental	001-1810-0000-000000-000	37.50
						<b>\$ 67.50</b>
<b>Receipt:</b>	<b>1890</b>					
76903	2	4/14/2022	RC	Milliron Recycling	001-1890-0000-000000-000	9.30
76938	1	4/28/2022	RC	Jury Duty - Jennifer Brane	001-1890-0000-000000-000	60.00
						<b>\$ 69.30</b>
<b>Receipt:</b>	<b>3110</b>					
76881	1	4/8/2022	RC	Base Cost	001-3110-0000-000000-000	246,084.91
76881	3	4/8/2022	RC	Targeted Assistance	001-3110-0000-000000-000	17,741.37
76881	4	4/8/2022	RC	Special Education Funding	001-3110-0000-000000-000	17,788.78
76881	8	4/8/2022	RC	Supplement Targeted Assistance	001-3110-0000-000000-000	0.00
76881	9	4/8/2022	RC	Temporary Transitional Aid Guarantee	001-3110-0000-000000-000	0.00
76881	11	4/8/2022	RC	Transportation	001-3110-0000-000000-000	20,966.48
76881	12	4/8/2022	RC	Formula Transition Supplement	001-3110-0000-000000-000	(1,318.21)
76881	13	4/8/2022	RC	Preschool Special Educ Funding	001-3110-0000-000000-000	5,593.06
76881	14	4/8/2022	RC	Special Educ Transportation	001-3110-0000-000000-000	3,764.50
76881	23	4/8/2022	RC	JV02 FY2021 Final #2	001-3110-0000-000000-000	(1,570.41)
76910	1	4/22/2022	RC	Base Cost	001-3110-0000-000000-000	246,147.89
76910	3	4/22/2022	RC	Targeted Assistance	001-3110-0000-000000-000	17,064.71
76910	4	4/22/2022	RC	Special Education Funding	001-3110-0000-000000-000	18,233.63
76910	8	4/22/2022	RC	Supplement Targeted Assistance	001-3110-0000-000000-000	0.00

Reporting Period: April 2022 (FY 2022)

Start Date: 4/01/2022

End Date: 4/30/2022

5/3/22 1:03 PM

**LEXINGTON LOCAL SCHOOLS  
Receipts Ledger Report**

Receipt #	Line #	Date	Type	Description	Full Account Code	Amount
76910	9	4/22/2022	RC	Temporary Transitional Aid Guarantee	001-3110-0000-000000-000	\$ 0.00
76910	11	4/22/2022	RC	Transportation	001-3110-0000-000000-000	20,997.35
76910	12	4/22/2022	RC	Formula Transition Supplement	001-3110-0000-000000-000	(1,185.33)
76910	13	4/22/2022	RC	Preschool Special Educ Funding	001-3110-0000-000000-000	6,082.49
76910	14	4/22/2022	RC	Special Educ Transportation	001-3110-0000-000000-000	3,769.99
76910	23	4/22/2022	RC	JV02 FY2021 Final #2	001-3110-0000-000000-000	(1,570.42)
<b>Receipt:</b>	<b>3131</b>					<b>\$ 618,590.79</b>
76880	1	4/7/2022	RC	RB for Real Estate - Morrow	001-3131-0000-000000-000	19,298.96
76880	2	4/7/2022	RC	RB for Emergency Levy - Morrow	001-3131-0000-000000-000	12,434.17
76880	9	4/7/2022	RC	2 1/2 HMRB Real Est-Morrow	001-3131-0000-000000-000	2,834.87
76880	10	4/7/2022	RC	2 1/2 HMRB Emerg Levy-Morrow	001-3131-0000-000000-000	1,826.49
<b>Receipt:</b>	<b>3132</b>					<b>\$ 36,394.49</b>
76880	4	4/7/2022	RC	Homestead Real Est - Morrow	001-3132-0000-000000-000	5,505.86
76880	5	4/7/2022	RC	Homestead Emerg Levy-Morrow	001-3132-0000-000000-000	3,547.39
<b>Receipt:</b>	<b>3211</b>					<b>\$ 9,053.25</b>
76881	5	4/8/2022	RC	Economic Disadvantaged Funding	001-3211-0000-000000-000	(16,400.02)
76910	5	4/22/2022	RC	Economic Disadvantaged Funding	001-3211-0000-000000-000	(16,400.03)
<b>Receipt:</b>	<b>3215</b>					<b>\$ (32,800.05)</b>
76881	10	4/8/2022	RC	Career Tech Education Funding	001-3215-0000-000000-000	(3,426.54)
76910	10	4/22/2022	RC	Career Tech Education Funding	001-3215-0000-000000-000	(3,426.53)
<b>Receipt:</b>	<b>3216</b>					<b>\$ (6,853.07)</b>
76881	7	4/8/2022	RC	Gifted Education Funding	001-3216-0000-000000-000	4,398.47
76910	7	4/22/2022	RC	Gifted Education Funding	001-3216-0000-000000-000	4,400.27
<b>Receipt:</b>	<b>3217</b>					<b>\$ 8,798.74</b>
76881	6	4/8/2022	RC	English Learners Funding	001-3217-0000-000000-000	(1,630.42)
76910	6	4/22/2022	RC	English Learners Funding	001-3217-0000-000000-000	(1,630.40)
<b>Receipt:</b>	<b>3218</b>					<b>\$ (3,260.82)</b>
76881	2	4/8/2022	RC	Base Cost - Student Wellness and Success	001-3218-0000-000000-000	12,624.28
76910	2	4/22/2022	RC	Base Cost - Student Wellness and Success	001-3218-0000-000000-000	12,627.51
<b>Receipt:</b>	<b>3300</b>					<b>\$ 25,251.79</b>
76936	1	4/29/2022	RC	MEDICAID Recd -4/7	001-3300-0000-000000-000	260.24
76936	2	4/29/2022	RC	MEDICAID Recd -4/28	001-3300-0000-000000-000	6,814.59

Reporting Period: April 2022 (FY 2022)

Start Date: 4/01/2022

End Date: 4/30/2022

5/3/22 1:03 PM

## LEXINGTON LOCAL SCHOOLS Receipts Ledger Report

Receipt #	Line #	Date	Type	Description	Full Account Code	Amount
						<b>\$ 7,074.83</b>
						<b>\$ 7,417,520.38</b>
<b>Fund:</b>	<b>002</b>					
<b>Receipt:</b>	<b>1111</b>					
76869	3	4/5/2022	RC	MH Tax Morrow - Bond Ret	002-1111-0000-000000-000	2,864.48
76885	3	4/7/2022	RC	Bond Ret Tax - Richland	002-1111-0000-000000-000	1,723,569.29
76911	3	4/20/2022	RC	MH TAX - Richland	002-1111-0000-000000-000	657.61
						<b>\$ 1,727,091.38</b>
<b>Receipt:</b>	<b>1122</b>					
76885	8	4/7/2022	RC	Pers Prop Tax Bond - Richland	002-1122-0000-000000-000	82,167.89
76911	8	4/20/2022	RC	Pers Prop Utility - Richland	002-1122-0000-000000-000	13.59
						<b>\$ 82,181.48</b>
<b>Receipt:</b>	<b>3132</b>					
76880	6	4/7/2022	RC	Homestead for Bond Ret- Morrow	002-3132-0000-000000-000	2,227.43
						<b>\$ 2,227.43</b>
						<b>\$ 1,811,500.29</b>
<b>Fund:</b>	<b>003</b>					
<b>Receipt:</b>	<b>1111</b>					
76869	4	4/5/2022	RC	Mobile Home Tax-Morrow PI	003-1111-0000-000000-000	593.95
76885	4	4/7/2022	RC	Permanent Improv Tax - Richlan	003-1111-0000-000000-000	324,157.30
76911	4	4/20/2022	RC	MH TAX - Richland	003-1111-0000-000000-000	114.88
						<b>\$ 324,866.13</b>
<b>Receipt:</b>	<b>1122</b>					
76885	9	4/7/2022	RC	Pers Prop Tax PI - Richland	003-1122-0000-000000-000	27,389.29
76911	9	4/20/2022	RC	Pers Prop Utility - Richland	003-1122-0000-000000-000	4.53
						<b>\$ 27,393.82</b>
<b>Receipt:</b>	<b>1890</b>					
76877	1	4/5/2022	RC	Builders' Risk Claim Payment	003-1890-0000-000000-000	9,349.00
						<b>\$ 9,349.00</b>
<b>Receipt:</b>	<b>3131</b>					
76880	3	4/7/2022	RC	RB for PI Levy - Morrow	003-3131-0000-000000-000	1,539.50
76880	11	4/7/2022	RC	2 1/2 HMRB PI Levy-Morrow	003-3131-0000-000000-000	226.15
						<b>\$ 1,765.65</b>
<b>Receipt:</b>	<b>3132</b>					
76880	7	4/7/2022	RC	Homestead for PI Levy-Morrow	003-3132-0000-000000-000	439.22
						<b>\$ 439.22</b>
						<b>\$ 363,813.82</b>
<b>Fund:</b>	<b>004</b>					
<b>Receipt:</b>	<b>1410</b>					
76947	6	4/30/2022	RC	LFI Fund	004-1410-0000-000000-000	495.37

Reporting Period: April 2022 (FY 2022)

Start Date: 4/01/2022

End Date: 4/30/2022

5/3/22 1:03 PM

**LEXINGTON LOCAL SCHOOLS**  
**Receipts Ledger Report**

Receipt #	Line #	Date	Type	Description	Full Account Code	Amount
						<b>\$ 495.37</b>
						<b>\$ 495.37</b>
<b>Fund:</b>	<b>006</b>					
<b>Receipt:</b>	<b>1410</b>					
76947	4	4/30/2022	RC	Richland Bank Interest	006-1410-0000-000000-000	\$ 6.60
						<b>\$ 6.60</b>
<b>Receipt:</b>	<b>1511</b>					
76896	26	4/1/2022	RC	HS Breakfast	006-1511-0000-000000-100	2.75
76896	27	4/1/2022	RC	Jr. Hi Breakfast	006-1511-0000-000000-200	0.00
76896	28	4/1/2022	RC	Eastern Breakfast	006-1511-0000-000000-300	0.00
76896	29	4/1/2022	RC	Central Breakfast	006-1511-0000-000000-400	0.00
76896	30	4/1/2022	RC	Western Breakfast	006-1511-0000-000000-500	0.00
76864	26	4/5/2022	RC	HS Breakfast	006-1511-0000-000000-100	20.75
76864	27	4/5/2022	RC	Jr. Hi Breakfast	006-1511-0000-000000-200	2.00
76864	28	4/5/2022	RC	Eastern Breakfast	006-1511-0000-000000-300	0.75
76864	29	4/5/2022	RC	Central Breakfast	006-1511-0000-000000-400	1.50
76864	30	4/5/2022	RC	Western Breakfast	006-1511-0000-000000-500	0.00
76897	26	4/8/2022	RC	HS Breakfast	006-1511-0000-000000-100	27.25
76897	27	4/8/2022	RC	Jr. Hi Breakfast	006-1511-0000-000000-200	2.25
76897	28	4/8/2022	RC	Eastern Breakfast	006-1511-0000-000000-300	0.00
76897	29	4/8/2022	RC	Central Breakfast	006-1511-0000-000000-400	0.00
76897	30	4/8/2022	RC	Western Breakfast	006-1511-0000-000000-500	0.00
76901	26	4/14/2022	RC	HS Breakfast	006-1511-0000-000000-100	35.25
76901	27	4/14/2022	RC	Jr. Hi Breakfast	006-1511-0000-000000-200	0.00
76901	28	4/14/2022	RC	Eastern Breakfast	006-1511-0000-000000-300	0.00
76901	29	4/14/2022	RC	Central Breakfast	006-1511-0000-000000-400	0.00
76901	30	4/14/2022	RC	Western Breakfast	006-1511-0000-000000-500	0.00
76939	26	4/22/2022	RC	HS Breakfast	006-1511-0000-000000-100	35.25
76939	27	4/22/2022	RC	Jr. Hi Breakfast	006-1511-0000-000000-200	3.00
76939	28	4/22/2022	RC	Eastern Breakfast	006-1511-0000-000000-300	0.00
76939	29	4/22/2022	RC	Central Breakfast	006-1511-0000-000000-400	0.75
76939	30	4/22/2022	RC	Western Breakfast	006-1511-0000-000000-500	0.00
76940	26	4/29/2022	RC	HS Breakfast	006-1511-0000-000000-100	34.50
76940	27	4/29/2022	RC	Jr. Hi Breakfast	006-1511-0000-000000-200	0.00
76940	28	4/29/2022	RC	Eastern Breakfast	006-1511-0000-000000-300	0.00
76940	29	4/29/2022	RC	Central Breakfast	006-1511-0000-000000-400	1.00
76940	30	4/29/2022	RC	Western Breakfast	006-1511-0000-000000-500	0.00
						<b>\$ 167.00</b>
<b>Receipt:</b>	<b>1512</b>					
76896	1	4/1/2022	RC	HS Stu. Type A	006-1512-0000-000000-100	2.85

Reporting Period: April 2022 (FY 2022)

5/3/22 1:03 PM

Start Date: 4/01/2022

End Date: 4/30/2022

## LEXINGTON LOCAL SCHOOLS Receipts Ledger Report

Receipt #	Line #	Date	Type	Description	Full Account Code	Amount
76896	5	4/1/2022	RC	HS ROA Stu. Type A	006-1512-0000-000000-100	\$ (108.30)
76896	6	4/1/2022	RC	Jr Hi Stu. Type A	006-1512-0000-000000-200	0.00
76896	10	4/1/2022	RC	Jr. Hi ROA Stu Type A	006-1512-0000-000000-200	(67.70)
76896	11	4/1/2022	RC	Eastern Stu. Type A	006-1512-0000-000000-300	0.00
76896	15	4/1/2022	RC	Eastern ROA Stu. Type A	006-1512-0000-000000-300	(13.75)
76896	16	4/1/2022	RC	Central Stu. Type A	006-1512-0000-000000-400	0.00
76896	20	4/1/2022	RC	Central ROA Stu. Type A	006-1512-0000-000000-400	(6.65)
76896	21	4/1/2022	RC	Western Stu. Type A	006-1512-0000-000000-500	0.00
76896	25	4/1/2022	RC	Western ROA Stu. Type A	006-1512-0000-000000-500	(3.25)
76864	1	4/5/2022	RC	HS Stu. Type A	006-1512-0000-000000-100	0.00
76864	5	4/5/2022	RC	HS ROA Stu. Type A	006-1512-0000-000000-100	(340.10)
76864	6	4/5/2022	RC	Jr Hi Stu. Type A	006-1512-0000-000000-200	0.00
76864	10	4/5/2022	RC	Jr. Hi ROA Stu Type A	006-1512-0000-000000-200	(213.15)
76864	11	4/5/2022	RC	Eastern Stu. Type A	006-1512-0000-000000-300	0.00
76864	15	4/5/2022	RC	Eastern ROA Stu. Type A	006-1512-0000-000000-300	(82.45)
76864	16	4/5/2022	RC	Central Stu. Type A	006-1512-0000-000000-400	0.00
76864	20	4/5/2022	RC	Central ROA Stu. Type A	006-1512-0000-000000-400	(33.07)
76864	21	4/5/2022	RC	Western Stu. Type A	006-1512-0000-000000-500	0.00
76864	25	4/5/2022	RC	Western ROA Stu. Type A	006-1512-0000-000000-500	(14.50)
76897	1	4/8/2022	RC	HS Stu. Type A	006-1512-0000-000000-100	0.00
76897	5	4/8/2022	RC	HS ROA Stu. Type A	006-1512-0000-000000-100	(596.40)
76897	6	4/8/2022	RC	Jr Hi Stu. Type A	006-1512-0000-000000-200	0.00
76897	10	4/8/2022	RC	Jr. Hi ROA Stu Type A	006-1512-0000-000000-200	(159.70)
76897	11	4/8/2022	RC	Eastern Stu. Type A	006-1512-0000-000000-300	0.00
76897	15	4/8/2022	RC	Eastern ROA Stu. Type A	006-1512-0000-000000-300	(78.48)
76897	16	4/8/2022	RC	Central Stu. Type A	006-1512-0000-000000-400	0.00
76897	20	4/8/2022	RC	Central ROA Stu. Type A	006-1512-0000-000000-400	(99.00)
76897	21	4/8/2022	RC	Western Stu. Type A	006-1512-0000-000000-500	0.00
76897	25	4/8/2022	RC	Western ROA Stu. Type A	006-1512-0000-000000-500	(24.98)
76901	1	4/14/2022	RC	HS Stu. Type A	006-1512-0000-000000-100	0.00
76901	5	4/14/2022	RC	HS ROA Stu. Type A	006-1512-0000-000000-100	(411.30)
76901	6	4/14/2022	RC	Jr Hi Stu. Type A	006-1512-0000-000000-200	0.00
76901	10	4/14/2022	RC	Jr. Hi ROA Stu Type A	006-1512-0000-000000-200	(140.35)
76901	11	4/14/2022	RC	Eastern Stu. Type A	006-1512-0000-000000-300	0.00
76901	15	4/14/2022	RC	Eastern ROA Stu. Type A	006-1512-0000-000000-300	7.65
76901	16	4/14/2022	RC	Central Stu. Type A	006-1512-0000-000000-400	0.00
76901	20	4/14/2022	RC	Central ROA Stu. Type A	006-1512-0000-000000-400	(50.84)
76901	21	4/14/2022	RC	Western Stu. Type A	006-1512-0000-000000-500	0.00
76901	25	4/14/2022	RC	Western ROA Stu. Type A	006-1512-0000-000000-500	(11.40)
76939	1	4/22/2022	RC	HS Stu. Type A	006-1512-0000-000000-100	0.00

Reporting Period: April 2022 (FY 2022)

5/3/22 1:03 PM

Start Date: 4/01/2022

End Date: 4/30/2022

### LEXINGTON LOCAL SCHOOLS Receipts Ledger Report

Receipt #	Line #	Date	Type	Description	Full Account Code	Amount	
76939	5	4/22/2022	RC	HS ROA Stu. Type A	006-1512-0000-000000-100	\$ (341.10)	
76939	6	4/22/2022	RC	Jr Hi Stu. Type A	006-1512-0000-000000-200	0.00	
76939	10	4/22/2022	RC	Jr. Hi ROA Stu Type A	006-1512-0000-000000-200	(148.75)	
76939	11	4/22/2022	RC	Eastern Stu. Type A	006-1512-0000-000000-300	0.00	
76939	15	4/22/2022	RC	Eastern ROA Stu. Type A	006-1512-0000-000000-300	(79.39)	
76939	16	4/22/2022	RC	Central Stu. Type A	006-1512-0000-000000-400	0.00	
76939	20	4/22/2022	RC	Central ROA Stu. Type A	006-1512-0000-000000-400	(66.65)	
76939	21	4/22/2022	RC	Western Stu. Type A	006-1512-0000-000000-500	0.00	
76939	25	4/22/2022	RC	Western ROA Stu. Type A	006-1512-0000-000000-500	(15.00)	
76940	1	4/29/2022	RC	HS Stu. Type A	006-1512-0000-000000-100	0.00	
76940	5	4/29/2022	RC	HS ROA Stu. Type A	006-1512-0000-000000-100	(335.26)	
76940	6	4/29/2022	RC	Jr Hi Stu. Type A	006-1512-0000-000000-200	0.00	
76940	10	4/29/2022	RC	Jr. Hi ROA Stu Type A	006-1512-0000-000000-200	(156.32)	
76940	11	4/29/2022	RC	Eastern Stu. Type A	006-1512-0000-000000-300	0.00	
76940	15	4/29/2022	RC	Eastern ROA Stu. Type A	006-1512-0000-000000-300	(37.50)	
76940	16	4/29/2022	RC	Central Stu. Type A	006-1512-0000-000000-400	0.00	
76940	20	4/29/2022	RC	Central ROA Stu. Type A	006-1512-0000-000000-400	(85.60)	
76940	21	4/29/2022	RC	Western Stu. Type A	006-1512-0000-000000-500	0.00	
76940	25	4/29/2022	RC	Western ROA Stu. Type A	006-1512-0000-000000-500	(20.75)	
76942	6	4/29/2022	RC	HS Lunch - Pay For It	006-1512-0000-000000-100	1,678.30	
76942	7	4/29/2022	RC	Jr High Lunch - Pay For It	006-1512-0000-000000-200	530.20	
76942	8	4/29/2022	RC	Eastern Lunch - Pay For It	006-1512-0000-000000-300	158.15	
76942	9	4/29/2022	RC	Central Lunch - Pay For It	006-1512-0000-000000-400	152.62	
76942	10	4/29/2022	RC	Western Lunch - Pay For It	006-1512-0000-000000-500	50.00	
						<b>\$ (1,161.92)</b>	
<b>Receipt:</b>	<b>1513</b>						
76896	3	4/1/2022	RC	HS Stu. ALa Carte	006-1513-0000-000000-100	135.20	
76896	8	4/1/2022	RC	Jr. Hi Stu. Ala Carte	006-1513-0000-000000-200	81.45	
76896	13	4/1/2022	RC	Eastern Stu. Ala Carte	006-1513-0000-000000-300	14.50	
76896	18	4/1/2022	RC	Central Stu. Ala Carte	006-1513-0000-000000-400	19.00	
76896	23	4/1/2022	RC	Western Stu. Ala Carte	006-1513-0000-000000-500	1.00	
76864	3	4/5/2022	RC	HS Stu. ALa Carte	006-1513-0000-000000-100	500.95	
76864	8	4/5/2022	RC	Jr. Hi Stu. Ala Carte	006-1513-0000-000000-200	270.30	
76864	13	4/5/2022	RC	Eastern Stu. Ala Carte	006-1513-0000-000000-300	101.75	
76864	18	4/5/2022	RC	Central Stu. Ala Carte	006-1513-0000-000000-400	76.00	
76864	23	4/5/2022	RC	Western Stu. Ala Carte	006-1513-0000-000000-500	12.25	
76864	31	4/5/2022	RC	HS Stu. ALa Carte	006-1513-0000-000000-100	(433.98)	
76897	3	4/8/2022	RC	HS Stu. ALa Carte	006-1513-0000-000000-100	675.95	
76897	8	4/8/2022	RC	Jr. Hi Stu. Ala Carte	006-1513-0000-000000-200	263.70	
76897	13	4/8/2022	RC	Eastern Stu. Ala Carte	006-1513-0000-000000-300	113.15	



Reporting Period: April 2022 (FY 2022)

Start Date: 4/01/2022

End Date: 4/30/2022

5/3/22 1:03 PM

## LEXINGTON LOCAL SCHOOLS Receipts Ledger Report

Receipt #	Line #	Date	Type	Description	Full Account Code	Amount
76897	18	4/8/2022	RC	Central Stu. Ala Carte	006-1513-0000-000000-400	\$ 98.75
76897	23	4/8/2022	RC	Western Stu. Ala Carte	006-1513-0000-000000-500	24.25
76901	3	4/14/2022	RC	HS Stu. ALa Carte	006-1513-0000-000000-100	591.30
76901	8	4/14/2022	RC	Jr. Hi Stu. Ala Carte	006-1513-0000-000000-200	194.40
76901	13	4/14/2022	RC	Eastern Stu. Ala Carte	006-1513-0000-000000-300	74.10
76901	18	4/14/2022	RC	Central Stu. Ala Carte	006-1513-0000-000000-400	67.75
76901	23	4/14/2022	RC	Western Stu. Ala Carte	006-1513-0000-000000-500	11.25
76939	3	4/22/2022	RC	HS Stu. ALa Carte	006-1513-0000-000000-100	509.35
76939	8	4/22/2022	RC	Jr. Hi Stu. Ala Carte	006-1513-0000-000000-200	213.35
76939	13	4/22/2022	RC	Eastern Stu. Ala Carte	006-1513-0000-000000-300	92.50
76939	18	4/22/2022	RC	Central Stu. Ala Carte	006-1513-0000-000000-400	73.50
76939	23	4/22/2022	RC	Western Stu. Ala Carte	006-1513-0000-000000-500	20.25
76940	3	4/29/2022	RC	HS Stu. ALa Carte	006-1513-0000-000000-100	757.48
76940	8	4/29/2022	RC	Jr. Hi Stu. Ala Carte	006-1513-0000-000000-200	264.55
76940	13	4/29/2022	RC	Eastern Stu. Ala Carte	006-1513-0000-000000-300	96.60
76940	18	4/29/2022	RC	Central Stu. Ala Carte	006-1513-0000-000000-400	76.00
76940	23	4/29/2022	RC	Western Stu. Ala Carte	006-1513-0000-000000-500	22.25
						<b>\$ 5,018.85</b>
<b>Receipt:</b>	<b>1514</b>					
76896	2	4/1/2022	RC	HS Stu. Milk	006-1514-0000-000000-100	0.50
76896	7	4/1/2022	RC	Jr. Hi. Stu Milk	006-1514-0000-000000-200	1.00
76896	12	4/1/2022	RC	Eastern Stu. Milk	006-1514-0000-000000-300	0.50
76896	17	4/1/2022	RC	Central Stu. Milk	006-1514-0000-000000-400	0.00
76896	22	4/1/2022	RC	Western Stu. Milk	006-1514-0000-000000-500	0.00
76864	2	4/5/2022	RC	HS Stu. Milk	006-1514-0000-000000-100	2.50
76864	7	4/5/2022	RC	Jr. Hi. Stu Milk	006-1514-0000-000000-200	5.00
76864	12	4/5/2022	RC	Eastern Stu. Milk	006-1514-0000-000000-300	2.50
76864	17	4/5/2022	RC	Central Stu. Milk	006-1514-0000-000000-400	0.00
76864	22	4/5/2022	RC	Western Stu. Milk	006-1514-0000-000000-500	0.00
76897	2	4/8/2022	RC	HS Stu. Milk	006-1514-0000-000000-100	0.50
76897	7	4/8/2022	RC	Jr. Hi. Stu Milk	006-1514-0000-000000-200	5.50
76897	12	4/8/2022	RC	Eastern Stu. Milk	006-1514-0000-000000-300	1.50
76897	17	4/8/2022	RC	Central Stu. Milk	006-1514-0000-000000-400	0.00
76897	22	4/8/2022	RC	Western Stu. Milk	006-1514-0000-000000-500	0.50
76901	2	4/14/2022	RC	HS Stu. Milk	006-1514-0000-000000-100	1.00
76901	7	4/14/2022	RC	Jr. Hi. Stu Milk	006-1514-0000-000000-200	6.00
76901	12	4/14/2022	RC	Eastern Stu. Milk	006-1514-0000-000000-300	1.50
76901	17	4/14/2022	RC	Central Stu. Milk	006-1514-0000-000000-400	1.50
76901	22	4/14/2022	RC	Western Stu. Milk	006-1514-0000-000000-500	0.50
76939	2	4/22/2022	RC	HS Stu. Milk	006-1514-0000-000000-100	2.50

Reporting Period: April 2022 (FY 2022)

Start Date: 4/01/2022

End Date: 4/30/2022

5/3/22 1:03 PM

## LEXINGTON LOCAL SCHOOLS Receipts Ledger Report

Receipt #	Line #	Date	Type	Description	Full Account Code	Amount
76939	7	4/22/2022	RC	Jr. Hi. Stu Milk	006-1514-0000-000000-200	\$ 3.50
76939	12	4/22/2022	RC	Eastern Stu. Milk	006-1514-0000-000000-300	0.00
76939	17	4/22/2022	RC	Central Stu. Milk	006-1514-0000-000000-400	0.50
76939	22	4/22/2022	RC	Western Stu. Milk	006-1514-0000-000000-500	0.00
76940	2	4/29/2022	RC	HS Stu. Milk	006-1514-0000-000000-100	3.50
76940	7	4/29/2022	RC	Jr. Hi. Stu Milk	006-1514-0000-000000-200	8.50
76940	12	4/29/2022	RC	Eastern Stu. Milk	006-1514-0000-000000-300	1.00
76940	17	4/29/2022	RC	Central Stu. Milk	006-1514-0000-000000-400	2.50
76940	22	4/29/2022	RC	Western Stu. Milk	006-1514-0000-000000-500	0.50
						<b>\$ 53.00</b>
<b>Receipt:</b>	<b>1523</b>					
76896	4	4/1/2022	RC	HS Adult Ala Carte	006-1523-0000-000000-100	19.00
76896	9	4/1/2022	RC	Jr. Hi Adult Ala Carte	006-1523-0000-000000-200	4.25
76896	14	4/1/2022	RC	Eastern Adult Ala Carte	006-1523-0000-000000-300	2.25
76896	19	4/1/2022	RC	Central Adult Ala Carte	006-1523-0000-000000-400	0.00
76896	24	4/1/2022	RC	Western Adult Ala Carte	006-1523-0000-000000-500	2.25
76864	4	4/5/2022	RC	HS Adult Ala Carte	006-1523-0000-000000-100	68.50
76864	9	4/5/2022	RC	Jr. Hi Adult Ala Carte	006-1523-0000-000000-200	8.50
76864	14	4/5/2022	RC	Eastern Adult Ala Carte	006-1523-0000-000000-300	19.00
76864	19	4/5/2022	RC	Central Adult Ala Carte	006-1523-0000-000000-400	21.75
76864	24	4/5/2022	RC	Western Adult Ala Carte	006-1523-0000-000000-500	3.25
76897	4	4/8/2022	RC	HS Adult Ala Carte	006-1523-0000-000000-100	166.45
76897	9	4/8/2022	RC	Jr. Hi Adult Ala Carte	006-1523-0000-000000-200	12.75
76897	14	4/8/2022	RC	Eastern Adult Ala Carte	006-1523-0000-000000-300	24.00
76897	19	4/8/2022	RC	Central Adult Ala Carte	006-1523-0000-000000-400	37.25
76897	24	4/8/2022	RC	Western Adult Ala Carte	006-1523-0000-000000-500	8.50
76901	4	4/14/2022	RC	HS Adult Ala Carte	006-1523-0000-000000-100	115.00
76901	9	4/14/2022	RC	Jr. Hi Adult Ala Carte	006-1523-0000-000000-200	21.25
76901	14	4/14/2022	RC	Eastern Adult Ala Carte	006-1523-0000-000000-300	26.25
76901	19	4/14/2022	RC	Central Adult Ala Carte	006-1523-0000-000000-400	14.00
76901	24	4/14/2022	RC	Western Adult Ala Carte	006-1523-0000-000000-500	2.25
76939	4	4/22/2022	RC	HS Adult Ala Carte	006-1523-0000-000000-100	97.80
76939	9	4/22/2022	RC	Jr. Hi Adult Ala Carte	006-1523-0000-000000-200	21.25
76939	14	4/22/2022	RC	Eastern Adult Ala Carte	006-1523-0000-000000-300	24.00
76939	19	4/22/2022	RC	Central Adult Ala Carte	006-1523-0000-000000-400	13.50
76939	24	4/22/2022	RC	Western Adult Ala Carte	006-1523-0000-000000-500	0.00
76940	4	4/29/2022	RC	HS Adult Ala Carte	006-1523-0000-000000-100	98.00
76940	9	4/29/2022	RC	Jr. Hi Adult Ala Carte	006-1523-0000-000000-200	30.00
76940	14	4/29/2022	RC	Eastern Adult Ala Carte	006-1523-0000-000000-300	25.50
76940	19	4/29/2022	RC	Central Adult Ala Carte	006-1523-0000-000000-400	24.30

Reporting Period: April 2022 (FY 2022)

Start Date: 4/01/2022

End Date: 4/30/2022

5/3/22 1:03 PM

## LEXINGTON LOCAL SCHOOLS Receipts Ledger Report

Receipt #	Line #	Date	Type	Description	Full Account Code	Amount
76940	24	4/29/2022	RC	Western Adult Ala Carte	006-1523-0000-000000-500	\$ 3.00
						<b>\$ 913.80</b>
						<b>\$ 4,997.33</b>
<b>Fund:</b>	<b>007</b>					
<b>Receipt:</b>	<b>1410</b>					
76947	5	4/30/2022	RC	Richland Bank Int - Minutemen	007-1410-9100-000000-000	14.53
						<b>\$ 14.53</b>
<b>Receipt:</b>	<b>1820</b>					
76877	2	4/5/2022	RC	Brownell Scholarship Payment	007-1820-9100-000000-000	2,500.00
						<b>\$ 2,500.00</b>
						<b>\$ 2,514.53</b>
<b>Fund:</b>	<b>010</b>					
<b>Receipt:</b>	<b>1410</b>					
76947	7	4/30/2022	RC	Classroom Facilities Fund	010-1410-0000-000000-000	1,495.35
						<b>\$ 1,495.35</b>
						<b>\$ 1,495.35</b>
<b>Fund:</b>	<b>018</b>					
<b>Receipt:</b>	<b>1630</b>					
76886	4	4/8/2022	RC	AP Exams	018-1630-9100-000000-000	408.00
76943	1	4/26/2022	RC	Central fees princ acct	018-1630-9400-000000-000	96.00
76944	1	4/26/2022	RC	Kroger Check	018-1630-9400-000000-000	221.60
76945	1	4/28/2022	RC	Central fees princ acct	018-1630-9400-000000-000	18.00
76890	1	4/11/2022	RC	Western fees princ acct	018-1630-9500-000000-000	36.00
76915	1	4/22/2022	RC	Western fees princ acct	018-1630-9500-000000-000	18.00
						<b>\$ 797.60</b>
<b>Receipt:</b>	<b>1690</b>					
76872	1	4/1/2022	RC	MD Coffee service	018-1690-9100-000000-000	50.43
76873	1	4/1/2022	RC	Merchant services pymt	018-1690-9100-000000-000	15.00
76888	1	4/8/2022	RC	MD Coffee service	018-1690-9100-000000-000	79.35
76926	1	4/26/2022	RC	MD Coffee service	018-1690-9100-000000-000	61.37
76941	1	4/29/2022	RC	Ohio Pyle	018-1690-9100-000000-000	40.25
						<b>\$ 246.40</b>
<b>Receipt:</b>	<b>1820</b>					
76886	3	4/8/2022	RC	Park National Donation	018-1820-9100-000000-000	250.00
76912	1	4/21/2022	RC	Kona Ice	018-1820-9300-000000-000	616.00
						<b>\$ 866.00</b>
						<b>\$ 1,910.00</b>
<b>Fund:</b>	<b>019</b>					
<b>Receipt:</b>	<b>1890</b>					
76892	3	4/8/2022	RC	PTO Recycling-Central	019-1890-9121-000000-000	8.26

Reporting Period: April 2022 (FY 2022)

Start Date: 4/01/2022

End Date: 4/30/2022

5/3/22 1:03 PM

**LEXINGTON LOCAL SCHOOLS**  
**Receipts Ledger Report**

Receipt #	Line #	Date	Type	Description	Full Account Code	Amount
76920	3	4/22/2022	RC	PTO Recycling-Central	019-1890-9121-000000-000	\$ 1.86
76892	1	4/8/2022	RC	PTO Recycling-Eastern	019-1890-9122-000000-000	8.27
76920	1	4/22/2022	RC	PTO Recycling-Eastern	019-1890-9122-000000-000	1.87
76892	2	4/8/2022	RC	PTO Recycling-Western	019-1890-9123-000000-000	8.27
76920	2	4/22/2022	RC	PTO Recycling-Western	019-1890-9123-000000-000	1.87
						<b>\$ 30.40</b>
						<b>\$ 30.40</b>
<b>Fund:</b>	<b>024</b>					
<b>Receipt:</b>	<b>1410</b>					
76947	2	4/30/2022	RC	Richland Bank Int. 024	024-1410-0000-000000-000	10.83
						<b>\$ 10.83</b>
<b>Receipt:</b>	<b>1872</b>					
76908	1	4/20/2022	RC	Board's Premiums April	024-1872-0000-000000-000	373,549.57
76909	1	4/20/2022	RC	Employees' Premiums April	024-1872-0000-000000-000	69,128.26
76937	1	4/28/2022	RC	Mutti May Ins Premium	024-1872-0000-000000-000	2,061.39
						<b>\$ 444,739.22</b>
						<b>\$ 444,750.05</b>
<b>Fund:</b>	<b>034</b>					
<b>Receipt:</b>	<b>1111</b>					
76869	5	4/5/2022	RC	MH Tax Morrow - PI (.5 Mill)	034-1111-0000-000000-000	153.47
76885	5	4/7/2022	RC	Perm Imp (.5 Mill) Tax - Richl	034-1111-0000-000000-000	92,956.72
76911	5	4/20/2022	RC	MH TAX - Richland	034-1111-0000-000000-000	34.80
						<b>\$ 93,144.99</b>
<b>Receipt:</b>	<b>1122</b>					
76885	10	4/7/2022	RC	Pers Prop Tax PI (.5 Mill)-Ric	034-1122-0000-000000-000	5,072.09
76911	10	4/20/2022	RC	Pers Prop Utility - Richland	034-1122-0000-000000-000	0.84
						<b>\$ 5,072.93</b>
<b>Receipt:</b>	<b>3132</b>					
76880	8	4/7/2022	RC	Homestead for PI (.5 Mill)-Mor	034-3132-0000-000000-000	117.87
						<b>\$ 117.87</b>
						<b>\$ 98,335.79</b>
<b>Fund:</b>	<b>200</b>					
<b>Receipt:</b>	<b>1620</b>					
76865	1	4/1/2022	RC	Wizard of Oz Online Sales	200-1620-9102-000000-000	110.00
76874	1	4/1/2022	RC	Drama club sales	200-1620-9102-000000-000	268.00
76875	1	4/1/2022	RC	Drama club sales	200-1620-9102-000000-000	90.00
76866	1	4/4/2022	RC	Wizard of Oz Online Sales	200-1620-9102-000000-000	134.00
76867	1	4/5/2022	RC	Wizard of Oz Online Sales	200-1620-9102-000000-000	161.00
76868	1	4/6/2022	RC	Wizard of Oz Online Sales	200-1620-9102-000000-000	427.00
76878	1	4/7/2022	RC	Wizard of Oz Online Sales	200-1620-9102-000000-000	277.00

Reporting Period: April 2022 (FY 2022)

5/3/22 1:03 PM

Start Date: 4/01/2022

End Date: 4/30/2022

**LEXINGTON LOCAL SCHOOLS**  
**Receipts Ledger Report**

Receipt #	Line #	Date	Type	Description	Full Account Code	Amount
76879	1	4/8/2022	RC	Wizard of Oz Online Sales	200-1620-9102-000000-000	\$ 419.00
76887	1	4/8/2022	RC	Drama club apparel sales	200-1620-9102-000000-000	930.00
76883	1	4/11/2022	RC	Wizard of Oz Online Sales	200-1620-9102-000000-000	908.00
76884	1	4/12/2022	RC	Wizard of Oz Online Sales	200-1620-9102-000000-000	1,146.42
76895	2	4/12/2022	RC	Drama Club ticket sales	200-1620-9102-000000-000	638.00
76895	3	4/12/2022	RC	Drama Club apparel sales	200-1620-9102-000000-000	300.00
76893	1	4/13/2022	RC	Wizard of Oz Online Sales	200-1620-9102-000000-000	1,524.00
76928	1	4/26/2022	RC	Powder Puff T-shirt sales	200-1620-9114-000000-000	580.00
76900	1	4/14/2022	RC	JH Student council candy sale	200-1620-9204-000000-000	205.00
						<b>\$ 8,117.42</b>
<b>Receipt:</b>	<b>1690</b>					
76920	4	4/22/2022	RC	Informed Teens Recycling	200-1690-9612-000000-000	14.64
						<b>\$ 14.64</b>
<b>Receipt:</b>	<b>1820</b>					
76895	1	4/12/2022	RC	Drama Club Donations	200-1820-9102-000000-000	43.00
76931	1	4/27/2022	RC	NHS Penny Wars	200-1820-9121-000000-000	1,621.91
						<b>\$ 1,664.91</b>
<b>Fund:</b>	<b>300</b>					
<b>Receipt:</b>	<b>1610</b>					
76914	1	4/21/2022	RC	JH Track Adm vs. Mt. Vernon	300-1610-9600-000000-719	734.00
76924	1	4/25/2022	RC	Track Adm vs. Madison	300-1610-9600-000000-712	1,036.00
76948	1	4/26/2022	RC	JH Track Adm vs. Madison	300-1610-9600-000000-719	629.00
76949	1	4/29/2022	RC	Track Adm vs. Ashland	300-1610-9600-000000-712	1,090.00
76950	1	4/29/2022	RC	JH OCC Track Adm	300-1610-9600-000000-719	1,702.00
						<b>\$ 5,191.00</b>
<b>Receipt:</b>	<b>1690</b>					
76906	1	4/18/2022	RC	WMFD Livestream Winter Contract	300-1690-9600-000000-000	803.52
76913	3	4/20/2022	RC	OHSAA Travel Reimbursement	300-1690-9600-000000-000	2,000.00
						<b>\$ 2,803.52</b>
<b>Receipt:</b>	<b>1890</b>					
76913	1	4/20/2022	RC	Track Entry Fee	300-1890-9600-000000-712	250.00
76913	2	4/20/2022	RC	Boys Tennis Entry Fee	300-1890-9600-000000-711	200.00
76949	2	4/29/2022	RC	Tennis Invite Entry Fee	300-1890-9600-000000-711	200.00
						<b>\$ 650.00</b>
<b>Fund:</b>	<b>507</b>					
<b>Receipt:</b>	<b>4220</b>					
76922	1	4/26/2022	RC	ARP ESSER Revenue	507-4220-9022-000000-000	40,514.09
76921	1	4/25/2022	RC	ESSER II Revenue	507-4220-9921-000000-000	197.26

Reporting Period: April 2022 (FY 2022)

Start Date: 4/01/2022

End Date: 4/30/2022

5/3/22 1:03 PM

**LEXINGTON LOCAL SCHOOLS**  
**Receipts Ledger Report**

Receipt #	Line #	Date	Type	Description	Full Account Code	Amount
						<u>\$ 40,711.35</u>
						<b>\$ 40,711.35</b>
<b>Fund:</b>	<b>516</b>					
<b>Receipt:</b>	<b>4220</b>					
76932	1	4/27/2022	RC	IDEA-B Revenue	516-4220-9022-000000-000	\$ 78,772.80
76923	1	4/26/2022	RC	ARP IDEA Revenue	516-4220-9922-000000-000	425.08
						<u>\$ 79,197.88</u>
						<b>\$ 79,197.88</b>
<b>Fund:</b>	<b>572</b>					
<b>Receipt:</b>	<b>4220</b>					
76935	1	4/27/2022	RC	Title I Revenue	572-4220-9022-000000-000	54,985.96
						<u>\$ 54,985.96</u>
						<b>\$ 54,985.96</b>
<b>Fund:</b>	<b>587</b>					
<b>Receipt:</b>	<b>4220</b>					
76934	1	4/27/2022	RC	ECSE Revenue	587-4220-9022-000000-000	2,989.14
						<u>\$ 2,989.14</u>
						<b>\$ 2,989.14</b>
<b>Fund:</b>	<b>590</b>					
<b>Receipt:</b>	<b>4220</b>					
76933	1	4/27/2022	RC	Title II-A Revenue	590-4220-9022-000000-000	7,314.05
						<u>\$ 7,314.05</u>
						<b>\$ 7,314.05</b>
<b>Grand Total</b>						<b>\$ 10,351,003.18</b>

Reporting Period: April 2022 (FY 2022)

5/3/22 1:04 PM

As Of Period: 04/30/2022

**LEXINGTON LOCAL SCHOOLS**  
**Revenue Account Summary**

Fund-SCC	Description	FYTDReceivable	FYTD Received	MTD Received	YTD Received
<b>SCC:</b>	<b>0000</b>				
001-0000	GENERAL FUND	\$ 25,435,041.84	\$ 21,732,943.21	\$ 7,417,520.38	\$ 11,033,562.04
		<b>\$ 25,435,041.84</b>	<b>\$ 21,732,943.21</b>	<b>\$ 7,417,520.38</b>	<b>\$ 11,033,562.04</b>
<b>SCC:</b>	<b>9412</b>				
001-9412	GENERAL BUDGET RESERVE SET- ASIDE-1%/BWC	0.00	0.00	0.00	0.00
		<b>\$ 0.00</b>	<b>\$ 0.00</b>	<b>\$ 0.00</b>	<b>\$ 0.00</b>
<b>SCC:</b>	<b>0000</b>				
002-0000	BOND RETIREMENT FUND	3,324,825.31	3,393,518.80	1,811,500.29	1,918,152.01
003-0000	PERMANENT IMPROVEMENT FUND	736,856.09	724,119.79	363,813.82	400,602.55
004-0000	LFI BUILDING FUND	3,306,596.47	3,216,926.60	495.37	1,169.16
006-0000	FOOD SERVICE FUND	718,413.21	772,448.79	4,997.33	323,039.54
		<b>\$ 8,086,691.08</b>	<b>\$ 8,107,013.98</b>	<b>\$ 2,180,806.81</b>	<b>\$ 2,642,963.26</b>
<b>SCC:</b>	<b>9100</b>				
007-9100	LEXINGTON MINUTEMEN ACADEMIC SCHOLARSHIP FUND	15,439.69	12,577.83	2,514.53	6,242.27
		<b>\$ 15,439.69</b>	<b>\$ 12,577.83</b>	<b>\$ 2,514.53</b>	<b>\$ 6,242.27</b>
<b>SCC:</b>	<b>9800</b>				
007-9800	TERRY McCAMMON SCHOLARSHIP FUND	8,637.77	0.00	0.00	0.00
		<b>\$ 8,637.77</b>	<b>\$ 0.00</b>	<b>\$ 0.00</b>	<b>\$ 0.00</b>
<b>SCC:</b>	<b>0000</b>				
010-0000	CLASSROOM FACILITIES CONSTRUCTION FUND	407,794.24	26,693.15	1,495.35	4,225.01
		<b>\$ 407,794.24</b>	<b>\$ 26,693.15</b>	<b>\$ 1,495.35</b>	<b>\$ 4,225.01</b>
<b>SCC:</b>	<b>9100</b>				
018-9100	HIGH SCHOOL PRINCIPAL'S FUND	5,160.88	3,578.78	904.40	2,023.73
		<b>\$ 5,160.88</b>	<b>\$ 3,578.78</b>	<b>\$ 904.40</b>	<b>\$ 2,023.73</b>
<b>SCC:</b>	<b>9101</b>				
018-9101	HIGH SCHOOL FLOWER FUND	215.00	393.00	0.00	0.00
		<b>\$ 215.00</b>	<b>\$ 393.00</b>	<b>\$ 0.00</b>	<b>\$ 0.00</b>
<b>SCC:</b>	<b>9200</b>				
018-9200	JUNIOR HIGH PRINCIPAL'S FUND	5.00	791.19	0.00	0.00
		<b>\$ 5.00</b>	<b>\$ 791.19</b>	<b>\$ 0.00</b>	<b>\$ 0.00</b>
<b>SCC:</b>	<b>9300</b>				
018-9300	EASTERN PRINCIPAL'S FUND	2,087.56	1,792.68	616.00	616.00
		<b>\$ 2,087.56</b>	<b>\$ 1,792.68</b>	<b>\$ 616.00</b>	<b>\$ 616.00</b>
<b>SCC:</b>	<b>9301</b>				
018-9301	EASTERN ELEMENTARY BOOKFAIR/BOXTOPS FUND	3,007.79	2,419.90	0.00	7.00
		<b>\$ 3,007.79</b>	<b>\$ 2,419.90</b>	<b>\$ 0.00</b>	<b>\$ 7.00</b>
<b>SCC:</b>	<b>9302</b>				

Reporting Period: April 2022 (FY 2022)  
 As Of Period: 04/30/2022

5/3/22 1:04 PM

**LEXINGTON LOCAL SCHOOLS**  
**Revenue Account Summary**

Fund-SCC	Description	FYTDReceivable	FYTD Received	MTD Received	YTD Received
018-9302	EASTERN ELEMENTARY MATH	\$ 0.00	\$ 0.00	\$ 0.00	\$ 0.00
		<b>\$ 0.00</b>	<b>\$ 0.00</b>	<b>\$ 0.00</b>	<b>\$ 0.00</b>
<b>SCC:</b>	<b>9303</b>				
018-9303	EASTERN RUN CLUB	790.00	1,075.00	0.00	0.00
		<b>\$ 790.00</b>	<b>\$ 1,075.00</b>	<b>\$ 0.00</b>	<b>\$ 0.00</b>
<b>SCC:</b>	<b>9400</b>				
018-9400	CENTRAL PRINCIPAL'S FUND	2,070.78	2,954.29	335.60	1,003.60
		<b>\$ 2,070.78</b>	<b>\$ 2,954.29</b>	<b>\$ 335.60</b>	<b>\$ 1,003.60</b>
<b>SCC:</b>	<b>9401</b>				
018-9401	CENTRAL ELEMENTARY BOOKFAIR FUND	377.80	59.30	0.00	59.30
		<b>\$ 377.80</b>	<b>\$ 59.30</b>	<b>\$ 0.00</b>	<b>\$ 59.30</b>
<b>SCC:</b>	<b>9402</b>				
018-9402	CENTRAL ELEMENTARY ART	0.00	0.00	0.00	0.00
		<b>\$ 0.00</b>	<b>\$ 0.00</b>	<b>\$ 0.00</b>	<b>\$ 0.00</b>
<b>SCC:</b>	<b>9500</b>				
018-9500	WESTERN PRINCIPAL'S FUND	3,841.82	2,955.65	54.00	884.42
		<b>\$ 3,841.82</b>	<b>\$ 2,955.65</b>	<b>\$ 54.00</b>	<b>\$ 884.42</b>
<b>SCC:</b>	<b>9501</b>				
018-9501	WESTERN ELEMENTARY BOOKFAIR/BOXTOPS FUND	2,276.69	4,385.72	0.00	4,362.72
		<b>\$ 2,276.69</b>	<b>\$ 4,385.72</b>	<b>\$ 0.00</b>	<b>\$ 4,362.72</b>
<b>SCC:</b>	<b>9503</b>				
018-9503	WESTERN ELEMENTARY ART	0.00	0.00	0.00	0.00
		<b>\$ 0.00</b>	<b>\$ 0.00</b>	<b>\$ 0.00</b>	<b>\$ 0.00</b>
<b>SCC:</b>	<b>9901</b>				
018-9901	JUNIOR HIGH TEACHER ADVISORY FUND	0.00	0.00	0.00	0.00
		<b>\$ 0.00</b>	<b>\$ 0.00</b>	<b>\$ 0.00</b>	<b>\$ 0.00</b>
<b>SCC:</b>	<b>9001</b>				
019-9001	ACADEMIC BOOSTERS GRANTS	0.00	0.00	0.00	0.00
		<b>\$ 0.00</b>	<b>\$ 0.00</b>	<b>\$ 0.00</b>	<b>\$ 0.00</b>
<b>SCC:</b>	<b>9121</b>				
019-9121	CENTRAL ELEMENTARY PTO GRANTS	1,104.75	60.19	10.12	29.36
		<b>\$ 1,104.75</b>	<b>\$ 60.19</b>	<b>\$ 10.12</b>	<b>\$ 29.36</b>
<b>SCC:</b>	<b>9122</b>				
019-9122	EASTERN ELEMENTARY PTO GRANTS	1,104.66	60.21	10.14	29.36
		<b>\$ 1,104.66</b>	<b>\$ 60.21</b>	<b>\$ 10.14</b>	<b>\$ 29.36</b>
<b>SCC:</b>	<b>9123</b>				
019-9123	WESTERN ELEMENTARY PTO GRANTS	1,104.69	60.20	10.14	29.36



Reporting Period: April 2022 (FY 2022)

5/3/22 1:04 PM

As Of Period: 04/30/2022

**LEXINGTON LOCAL SCHOOLS**  
**Revenue Account Summary**

Fund-SCC	Description	FYTDReceivable	FYTD Received	MTD Received	YTD Received
		<b>\$ 1,104.69</b>	<b>\$ 60.20</b>	<b>\$ 10.14</b>	<b>\$ 29.36</b>
<b>SCC:</b>	<b>9200</b>				
019-9200	RICHLAND COUNTY FOUNDATION GRANT PLAYGROUND	\$ 0.00	\$ 0.00	\$ 0.00	\$ 0.00
		<b>\$ 0.00</b>	<b>\$ 0.00</b>	<b>\$ 0.00</b>	<b>\$ 0.00</b>
<b>SCC:</b>	<b>9218</b>				
019-9218	RICH CO FOUND-WRITE STUFF STEAM KIT	0.00	0.00	0.00	0.00
		<b>\$ 0.00</b>	<b>\$ 0.00</b>	<b>\$ 0.00</b>	<b>\$ 0.00</b>
<b>SCC:</b>	<b>9221</b>				
019-9221	RICH CO FOUND-SCIENCE DISCOVERY BINS	0.00	0.00	0.00	0.00
		<b>\$ 0.00</b>	<b>\$ 0.00</b>	<b>\$ 0.00</b>	<b>\$ 0.00</b>
<b>SCC:</b>	<b>9222</b>				
019-9222	RICH CO FOUND-ONE BIG HAPPY FAMILY	0.00	0.00	0.00	0.00
		<b>\$ 0.00</b>	<b>\$ 0.00</b>	<b>\$ 0.00</b>	<b>\$ 0.00</b>
<b>SCC:</b>	<b>9224</b>				
019-9224	RICH CO FOUND-STEM SNAP CIRCUITS	0.00	0.00	0.00	0.00
		<b>\$ 0.00</b>	<b>\$ 0.00</b>	<b>\$ 0.00</b>	<b>\$ 0.00</b>
<b>SCC:</b>	<b>9225</b>				
019-9225	RICH CO FOUND GRANT-STEM MATERIALS SNAP CIRCUITS	485.94	485.94	0.00	0.00
		<b>\$ 485.94</b>	<b>\$ 485.94</b>	<b>\$ 0.00</b>	<b>\$ 0.00</b>
<b>SCC:</b>	<b>9226</b>				
019-9226	RICH CO FOUND GRANT-SCIENCE ENRICH FIELD TRIP	1,500.00	1,500.00	0.00	0.00
		<b>\$ 1,500.00</b>	<b>\$ 1,500.00</b>	<b>\$ 0.00</b>	<b>\$ 0.00</b>
<b>SCC:</b>	<b>9301</b>				
019-9301	RICH CO FOUND/SECO ROBOTICS GRANT (HEIMANN)	0.00	0.00	0.00	0.00
		<b>\$ 0.00</b>	<b>\$ 0.00</b>	<b>\$ 0.00</b>	<b>\$ 0.00</b>
<b>SCC:</b>	<b>9302</b>				
019-9302	RICH CO RETIRED TEACHERS ASSOC	0.00	0.00	0.00	0.00
		<b>\$ 0.00</b>	<b>\$ 0.00</b>	<b>\$ 0.00</b>	<b>\$ 0.00</b>
<b>SCC:</b>	<b>9304</b>				
019-9304	RICHLAND CO RETIRED TEACHERS - HS ENGLISH	0.00	200.00	0.00	0.00
		<b>\$ 0.00</b>	<b>\$ 200.00</b>	<b>\$ 0.00</b>	<b>\$ 0.00</b>
<b>SCC:</b>	<b>9601</b>				
022-9601	OHSAA TOURNAMENT AGENCY FUND	11,209.59	8,740.00	0.00	2,750.00

Reporting Period: April 2022 (FY 2022)

5/3/22 1:04 PM

As Of Period: 04/30/2022

**LEXINGTON LOCAL SCHOOLS**  
**Revenue Account Summary**

Fund-SCC	Description	FYTDReceivable	FYTD Received	MTD Received	YTD Received
		<b>\$ 11,209.59</b>	<b>\$ 8,740.00</b>	<b>\$ 0.00</b>	<b>\$ 2,750.00</b>
<b>SCC:</b>	<b>0000</b>				
024-0000	EMPLOYEE BENEFITS FUND FOR MEDICAL/DENTAL	\$ 5,295,144.36	\$ 4,366,779.82	\$ 444,750.05	\$ 1,771,322.36
034-0000	OFCC PROJECT MAINTENANCE FUND	185,752.94	184,259.56	98,335.79	104,162.49
		<b>\$ 5,480,897.30</b>	<b>\$ 4,551,039.38</b>	<b>\$ 543,085.84</b>	<b>\$ 1,875,484.85</b>
<b>SCC:</b>	<b>9101</b>				
200-9101	HIGH SCHOOL ART CLUB	0.00	0.00	0.00	0.00
		<b>\$ 0.00</b>	<b>\$ 0.00</b>	<b>\$ 0.00</b>	<b>\$ 0.00</b>
<b>SCC:</b>	<b>9102</b>				
200-9102	HIGH SCHOOL DRAMA CLUB	1,469.00	11,121.66	7,375.42	10,031.42
		<b>\$ 1,469.00</b>	<b>\$ 11,121.66</b>	<b>\$ 7,375.42</b>	<b>\$ 10,031.42</b>
<b>SCC:</b>	<b>9103</b>				
200-9103	HIGH SCHOOL MATH CLUB	0.00	0.00	0.00	0.00
		<b>\$ 0.00</b>	<b>\$ 0.00</b>	<b>\$ 0.00</b>	<b>\$ 0.00</b>
<b>SCC:</b>	<b>9104</b>				
200-9104	HIGH SCHOOL LEADERSHIP COUNCIL	0.00	1,607.00	0.00	0.00
		<b>\$ 0.00</b>	<b>\$ 1,607.00</b>	<b>\$ 0.00</b>	<b>\$ 0.00</b>
<b>SCC:</b>	<b>9105</b>				
200-9105	HIGH SCHOOL FRENCH CLUB	30.00	0.00	0.00	0.00
		<b>\$ 30.00</b>	<b>\$ 0.00</b>	<b>\$ 0.00</b>	<b>\$ 0.00</b>
<b>SCC:</b>	<b>9107</b>				
200-9107	HIGH SCHOOL SPANISH CLUB	0.00	120.00	0.00	120.00
		<b>\$ 0.00</b>	<b>\$ 120.00</b>	<b>\$ 0.00</b>	<b>\$ 120.00</b>
<b>SCC:</b>	<b>9108</b>				
200-9108	HIGH SCHOOL LEO CLUB	0.00	148.25	0.00	0.00
		<b>\$ 0.00</b>	<b>\$ 148.25</b>	<b>\$ 0.00</b>	<b>\$ 0.00</b>
<b>SCC:</b>	<b>9114</b>				
200-9114	HIGH SCHOOL STUDENT COUNCIL FUND	973.00	1,682.96	580.00	773.40
		<b>\$ 973.00</b>	<b>\$ 1,682.96</b>	<b>\$ 580.00</b>	<b>\$ 773.40</b>
<b>SCC:</b>	<b>9115</b>				
200-9115	HIGH SCHOOL KEY CLUB	500.25	1,029.30	0.00	0.00
		<b>\$ 500.25</b>	<b>\$ 1,029.30</b>	<b>\$ 0.00</b>	<b>\$ 0.00</b>
<b>SCC:</b>	<b>9116</b>				
200-9116	HIGH SCHOOL CHESS CLUB	0.00	0.00	0.00	0.00
		<b>\$ 0.00</b>	<b>\$ 0.00</b>	<b>\$ 0.00</b>	<b>\$ 0.00</b>
<b>SCC:</b>	<b>9119</b>				
200-9119	HIGH SCHOOL YEARBOOK FUND	11,564.00	11,312.50	0.00	720.00
		<b>\$ 11,564.00</b>	<b>\$ 11,312.50</b>	<b>\$ 0.00</b>	<b>\$ 720.00</b>

Reporting Period: April 2022 (FY 2022)  
 As Of Period: 04/30/2022

5/3/22 1:04 PM

**LEXINGTON LOCAL SCHOOLS**  
**Revenue Account Summary**

Fund-SCC	Description	FYTDReceivable	FYTD Received	MTD Received	YTD Received
<b>SCC:</b>	<b>9120</b>				
200-9120	HIGH SCHOOL JOURNALISM FUND	\$ 0.00	\$ 0.00	\$ 0.00	\$ 0.00
		<b>\$ 0.00</b>	<b>\$ 0.00</b>	<b>\$ 0.00</b>	<b>\$ 0.00</b>
<b>SCC:</b>	<b>9121</b>				
200-9121	HIGH SCHOOL NATIONAL HONOR SOCIETY	1,379.50	5,933.81	1,621.91	1,621.91
		<b>\$ 1,379.50</b>	<b>\$ 5,933.81</b>	<b>\$ 1,621.91</b>	<b>\$ 1,621.91</b>
<b>SCC:</b>	<b>9201</b>				
200-9201	JUNIOR HIGH ART CLUB	178.15	128.25	0.00	128.25
		<b>\$ 178.15</b>	<b>\$ 128.25</b>	<b>\$ 0.00</b>	<b>\$ 128.25</b>
<b>SCC:</b>	<b>9204</b>				
200-9204	JUNIOR HIGH STUDENT COUNCIL FUND	0.00	1,285.70	205.00	432.70
		<b>\$ 0.00</b>	<b>\$ 1,285.70</b>	<b>\$ 205.00</b>	<b>\$ 432.70</b>
<b>SCC:</b>	<b>9205</b>				
200-9205	JUNIOR HIGH LIBRARY CLUB	0.00	0.00	0.00	0.00
		<b>\$ 0.00</b>	<b>\$ 0.00</b>	<b>\$ 0.00</b>	<b>\$ 0.00</b>
<b>SCC:</b>	<b>9301</b>				
200-9301	EASTERN ELEMENTARY STUDENT ACTIVITY FUND	639.70	677.25	0.00	677.25
		<b>\$ 639.70</b>	<b>\$ 677.25</b>	<b>\$ 0.00</b>	<b>\$ 677.25</b>
<b>SCC:</b>	<b>9302</b>				
200-9302	EASTERN ELEMENTARY ROBOTICS FUND	0.00	0.00	0.00	0.00
		<b>\$ 0.00</b>	<b>\$ 0.00</b>	<b>\$ 0.00</b>	<b>\$ 0.00</b>
<b>SCC:</b>	<b>9611</b>				
200-9611	HIGH SCHOOL INFORMED TEENS FUND	0.00	0.00	0.00	0.00
		<b>\$ 0.00</b>	<b>\$ 0.00</b>	<b>\$ 0.00</b>	<b>\$ 0.00</b>
<b>SCC:</b>	<b>9612</b>				
200-9612	JUNIOR HIGH INFORMED TEENS FUND	554.36	563.72	14.64	545.42
		<b>\$ 554.36</b>	<b>\$ 563.72</b>	<b>\$ 14.64</b>	<b>\$ 545.42</b>
<b>SCC:</b>	<b>9115</b>				
300-9115	JAZZ BAND	0.00	0.00	0.00	0.00
		<b>\$ 0.00</b>	<b>\$ 0.00</b>	<b>\$ 0.00</b>	<b>\$ 0.00</b>
<b>SCC:</b>	<b>9116</b>				
300-9116	CHOIR	0.00	0.00	0.00	0.00
		<b>\$ 0.00</b>	<b>\$ 0.00</b>	<b>\$ 0.00</b>	<b>\$ 0.00</b>
<b>SCC:</b>	<b>9206</b>				
300-9206	JUNIOR HIGH PHYS ED DEPARTMENT FUND	150.00	470.00	0.00	0.00
		<b>\$ 150.00</b>	<b>\$ 470.00</b>	<b>\$ 0.00</b>	<b>\$ 0.00</b>

Reporting Period: April 2022 (FY 2022)  
 As Of Period: 04/30/2022

5/3/22 1:04 PM

**LEXINGTON LOCAL SCHOOLS**  
**Revenue Account Summary**

Fund-SCC	Description	FYTDReceivable	FYTD Received	MTD Received	YTD Received
<b>SCC:</b>	<b>9210</b>				
300-9210	JR HIGH INSTRUMENTAL	\$ 0.00	\$ 0.00	\$ 0.00	\$ 0.00
		<b>\$ 0.00</b>	<b>\$ 0.00</b>	<b>\$ 0.00</b>	<b>\$ 0.00</b>
<b>SCC:</b>	<b>9600</b>				
300-9600	ATHLETIC FUND	232,010.00	191,236.35	8,644.52	33,934.44
		<b>\$ 232,010.00</b>	<b>\$ 191,236.35</b>	<b>\$ 8,644.52</b>	<b>\$ 33,934.44</b>
<b>SCC:</b>	<b>9601</b>				
300-9601	ATHLETIC CAPITAL FUND	25,000.00	28,500.00	0.00	0.00
		<b>\$ 25,000.00</b>	<b>\$ 28,500.00</b>	<b>\$ 0.00</b>	<b>\$ 0.00</b>
<b>SCC:</b>	<b>9602</b>				
300-9602	ORCHESTRA	0.00	0.00	0.00	0.00
		<b>\$ 0.00</b>	<b>\$ 0.00</b>	<b>\$ 0.00</b>	<b>\$ 0.00</b>
<b>SCC:</b>	<b>9603</b>				
300-9603	ELEMENTARY MUSIC	0.00	0.00	0.00	0.00
		<b>\$ 0.00</b>	<b>\$ 0.00</b>	<b>\$ 0.00</b>	<b>\$ 0.00</b>
<b>SCC:</b>	<b>9605</b>				
300-9605	BAND	0.00	0.00	0.00	0.00
		<b>\$ 0.00</b>	<b>\$ 0.00</b>	<b>\$ 0.00</b>	<b>\$ 0.00</b>
<b>SCC:</b>	<b>9022</b>				
451-9022	Network Connectivity FY2022	9,000.00	9,000.00	0.00	4,500.00
		<b>\$ 9,000.00</b>	<b>\$ 9,000.00</b>	<b>\$ 0.00</b>	<b>\$ 4,500.00</b>
<b>SCC:</b>	<b>0000</b>				
467-0000	STUDENT WELLNESS AND SUCCESS FUND	410,490.45	0.00	0.00	0.00
		<b>\$ 410,490.45</b>	<b>\$ 0.00</b>	<b>\$ 0.00</b>	<b>\$ 0.00</b>
<b>SCC:</b>	<b>9022</b>				
499-9022	SCHOOL SAFETY GRANT FY22	0.00	12,461.88	0.00	0.00
507-9022	ESSER ARP FUNDING	2,014,488.04	438,431.58	40,514.09	218,367.43
		<b>\$ 2,014,488.04</b>	<b>\$ 450,893.46</b>	<b>\$ 40,514.09</b>	<b>\$ 218,367.43</b>
<b>SCC:</b>	<b>9921</b>				
507-9921	ESSER II FUNDING	186,028.26	163,337.08	197.26	63,735.80
		<b>\$ 186,028.26</b>	<b>\$ 163,337.08</b>	<b>\$ 197.26</b>	<b>\$ 63,735.80</b>
<b>SCC:</b>	<b>9021</b>				
516-9021	IDEA-B SPECIAL EDUCATION FY21	113,210.51	46,686.68	0.00	0.00
		<b>\$ 113,210.51</b>	<b>\$ 46,686.68</b>	<b>\$ 0.00</b>	<b>\$ 0.00</b>
<b>SCC:</b>	<b>9022</b>				
516-9022	IDEA-B SPECIAL EDUCATION FY22	675,511.47	442,440.78	78,772.80	252,637.50
		<b>\$ 675,511.47</b>	<b>\$ 442,440.78</b>	<b>\$ 78,772.80</b>	<b>\$ 252,637.50</b>
<b>SCC:</b>	<b>9922</b>				
516-9922	IDEA PART B GRANTS	0.00	92,061.77	425.08	53,950.97
		<b>\$ 0.00</b>	<b>\$ 92,061.77</b>	<b>\$ 425.08</b>	<b>\$ 53,950.97</b>

Reporting Period: April 2022 (FY 2022)

5/3/22 1:04 PM

As Of Period: 04/30/2022

**LEXINGTON LOCAL SCHOOLS**  
**Revenue Account Summary**

Fund-SCC	Description	FYTDReceivable	FYTD Received	MTD Received	YTD Received
<b>SCC:</b>	<b>9021</b>				
572-9021	TITLE I FY21	\$ 16,496.04	\$ 14,806.46	\$ 0.00	\$ 0.00
		<b>\$ 16,496.04</b>	<b>\$ 14,806.46</b>	<b>\$ 0.00</b>	<b>\$ 0.00</b>
<b>SCC:</b>	<b>9022</b>				
572-9022	TITLE I FY22	267,309.17	202,364.20	54,985.96	111,459.29
584-9022	TITLE IV FY22	29,064.89	19,744.37	0.00	0.00
587-9022	EARLY CHILDHOOD SPECIAL EDUCATION IDEA FY22	12,213.91	12,006.44	2,989.14	8,008.47
590-9022	TITLE II-A IMPROVING TEACHER QUALITY FY22	55,303.27	55,702.25	7,314.05	27,620.08
		<b>\$ 363,891.24</b>	<b>\$ 289,817.26</b>	<b>\$ 65,289.15</b>	<b>\$ 147,087.84</b>
<b>SCC:</b>	<b>9921</b>				
599-9921	RICHLAND COUNTY MOBILE HOT SPOT GRANT	0.00	0.00	0.00	0.00
		<b>\$ 0.00</b>	<b>\$ 0.00</b>	<b>\$ 0.00</b>	<b>\$ 0.00</b>
<b>SCC:</b>	<b>9922</b>				
599-9922	MISCELLANEOUS FED. GRANT FUND	0.00	289,000.00	0.00	289,000.00
		<b>\$ 0.00</b>	<b>\$ 289,000.00</b>	<b>\$ 0.00</b>	<b>\$ 289,000.00</b>
<b>Grand Total</b>		<b>\$ 43,534,408.84</b>	<b>\$ 36,515,639.84</b>	<b>\$ 10,351,003.18</b>	<b>\$ 16,652,536.61</b>

Reporting Period: April 2022 (FY 2022)

5/3/22 1:04 PM

As Of Period: 04/30/2022

### LEXINGTON LOCAL SCHOOLS Appropriation Summary Report

Fund-SCC	Description	FYTD Appropriated	Prior Year Encumbrance	FYTD Expendable	FYTD Expended	MTD Expended	Encumbrance	Future Encumbrance	FYTD Unencumbered	Percent Expended/Encumbered
001-0000	GENERAL FUND	\$ 24,909,333.12	\$ 423,314.61	\$ 25,332,647.73	\$ 19,778,775.31	\$ 2,198,203.33	\$ 1,063,804.58	\$ 0.00	\$ 4,490,067.84	82.28 %
001-9412	GENERAL BUDGET RESERVE SET-ASIDE-1%/BWC	0.00	0.00	0.00	0.00	0.00	0.00	0.00	0.00	0.00
002-0000	BOND RETIREMENT FUND	3,664,681.26	0.00	3,664,681.26	3,664,159.23	31,788.18	0.00	0.00	522.03	99.99
003-0000	PERMANENT IMPROVEMENT FUND	1,121,842.84	82,944.21	1,204,787.05	640,497.42	121,717.02	472,179.16	0.00	92,110.47	92.35
004-0000	LFI BUILDING FUND	3,306,424.81	7,821,444.81	11,127,869.62	6,193,199.16	294,070.38	1,678,245.65	0.00	3,256,424.81	70.74
006-0000	FOOD SERVICE FUND	712,348.66	6,872.37	719,221.03	713,316.39	78,489.19	31,427.45	0.00	(25,522.81)	103.55
007-9100	LEXINGTON MINUTEMEN ACADEMIC SCHOLARSHIP FUND	15,000.00	3,500.00	18,500.00	13,350.00	3,650.00	5,700.00	0.00	(550.00)	102.97
007-9800	TERRY McCAMMON SCHOLARSHIP FUND	0.00	0.00	0.00	22,101.59	0.00	0.00	0.00	(22,101.59)	0.00
010-0000	CLASSROOM FACILITIES CONSTRUCTION FUND	1,733,446.03	35,629,274.28	37,362,720.31	22,356,336.27	2,408,320.95	16,780,107.60	0.00	(1,773,723.56)	104.75
018-9100	HIGH SCHOOL PRINCIPAL'S FUND	5,523.51	323.31	5,846.82	3,064.60	100.28	1,142.06	0.00	1,640.16	71.95
018-9101	HIGH SCHOOL FLOWER FUND	209.00	0.00	209.00	253.39	0.00	80.00	0.00	(124.39)	159.52
018-9200	JUNIOR HIGH PRINCIPAL'S FUND	142.45	5,880.00	6,022.45	112.83	0.00	6,102.67	0.00	(193.05)	103.21
018-9300	EASTERN PRINCIPAL'S FUND	3,088.80	386.00	3,474.80	963.19	0.00	622.20	0.00	1,889.41	45.63
018-9301	EASTERN ELEMENTARY BOOKFAIR/BOXTOPS FUND	6,612.15	0.00	6,612.15	2,668.70	0.00	0.00	0.00	3,943.45	40.36
018-9302	EASTERN ELEMENTARY MATH	1,036.52	0.00	1,036.52	0.00	0.00	0.00	0.00	1,036.52	0.00
018-9303	EASTERN RUN CLUB	1,286.73	0.00	1,286.73	1,191.87	0.00	204.86	0.00	(110.00)	108.55
018-9400	CENTRAL PRINCIPAL'S FUND	7,500.00	81.83	7,581.83	2,772.38	422.26	2,603.59	0.00	2,205.86	70.91
018-9401	CENTRAL ELEMENTARY BOOKFAIR FUND	5,129.31	0.00	5,129.31	820.37	0.00	679.63	0.00	3,629.31	29.24
018-9402	CENTRAL	1,500.00	0.00	1,500.00	0.00	0.00	0.00	0.00	1,500.00	0.00

Reporting Period: April 2022 (FY 2022)

5/3/22 1:04 PM

As Of Period: 04/30/2022

### LEXINGTON LOCAL SCHOOLS Appropriation Summary Report

Fund-SCC	Description	FYTD Appropriated	Prior Year Encumbrance	FYTD Expendable	FYTD Expended	MTD Expended	Encumbrance	Future Encumbrance	FYTD Unencumbered	Percent Expended/Encumbered
018-9500	ELEMENTARY ART WESTERN PRINCIPAL'S FUND	\$ 9,566.98	\$ 1,527.99	\$ 11,094.97	\$ 2,830.94	\$ 50.25	\$ 570.12	\$ 0.00	\$ 7,693.91	30.65 %
018-9501	WESTERN ELEMENTARY BOOKFAIR/BOXTOPS FUND	6,500.00	0.00	6,500.00	4,326.33	0.00	0.00	0.00	2,173.67	66.56
018-9503	WESTERN ELEMENTARY ART	1,986.42	0.00	1,986.42	0.00	0.00	0.00	0.00	1,986.42	0.00
018-9901	JUNIOR HIGH TEACHER ADVISORY FUND	109.25	0.00	109.25	0.00	0.00	0.00	0.00	109.25	0.00
019-9001	ACADEMIC BOOSTERS GRANTS	769.07	0.00	769.07	0.00	0.00	0.00	0.00	769.07	0.00
019-9121	CENTRAL ELEMENTARY PTO GRANTS	2,306.26	0.00	2,306.26	0.00	0.00	0.00	0.00	2,306.26	0.00
019-9122	EASTERN ELEMENTARY PTO GRANTS	2,401.33	0.00	2,401.33	0.00	0.00	0.00	0.00	2,401.33	0.00
019-9123	WESTERN ELEMENTARY PTO GRANTS	3,139.13	0.00	3,139.13	0.00	0.00	0.00	0.00	3,139.13	0.00
019-9200	RICHLAND COUNTY FOUNDATION GRANT PLAYGROUND	200.00	0.00	200.00	0.00	0.00	0.00	0.00	200.00	0.00
019-9218	RICH CO FOUND-WRITE STUFF STEAM KIT	52.93	0.00	52.93	52.93	0.00	0.00	0.00	0.00	100.00
019-9221	RICH CO FOUND-SCIENCE DISCOVERY BINS	0.95	0.00	0.95	0.95	0.00	0.00	0.00	0.00	100.00
019-9222	RICH CO FOUND-ONE BIG HAPPY FAMILY	2.41	0.00	2.41	2.41	0.00	0.00	0.00	0.00	100.00
019-9224	RICH CO FOUND-STEM SNAP CIRCUITS	66.36	0.00	66.36	66.36	0.00	0.00	0.00	0.00	100.00
019-9225	RICH CO FOUND GRANT-STEM MATERIALS SNAP CIRCUITS	485.94	0.00	485.94	486.04	0.00	0.00	0.00	(0.10)	100.02
019-9226	RICH CO FOUND GRANT-SCIENCE ENRICH FIELD TRIP	1,500.00	0.00	1,500.00	1,155.45	1,155.45	0.00	0.00	344.55	77.03
019-9301	RICH CO FOUND/SECO	31.72	0.00	31.72	0.00	0.00	0.00	0.00	31.72	0.00

Reporting Period: April 2022 (FY 2022)

5/3/22 1:04 PM

As Of Period: 04/30/2022

### LEXINGTON LOCAL SCHOOLS Appropriation Summary Report

Fund-SCC	Description	FYTD Appropriated	Prior Year Encumbrance	FYTD Expendable	FYTD Expended	MTD Expended	Encumbrance	Future Encumbrance	FYTD Unencumbered	Percent Expended/Encumbered
019-9302	ROBOTICS GRANT (HEIMANN) RICH CO RETIRED TEACHERS ASSOC	\$ 150.00	\$ 0.00	\$ 150.00	\$ 0.00	\$ 0.00	\$ 0.00	\$ 0.00	\$ 150.00	0.00 %
019-9304	RICHLAND CO RETIRED TEACHERS - HS ENGLISH	0.00	0.00	0.00	0.00	0.00	0.00	0.00	0.00	0.00
022-9601	OHSAA TOURNAMENT AGENCY FUND	11,209.59	0.00	11,209.59	2,137.97	1,024.34	13,071.05	0.00	(3,999.43)	135.68
024-0000	EMPLOYEE BENEFITS FUND FOR MEDICAL/DENTAL	5,446,545.00	252,504.20	5,699,049.20	4,750,830.36	519,428.83	344,783.83	0.00	603,435.01	89.41
034-0000	OFCC PROJECT MAINTENANCE FUND	5,000.00	0.00	5,000.00	3,112.62	1,718.50	0.00	0.00	1,887.38	62.25
200-9101	HIGH SCHOOL ART CLUB	372.46	0.00	372.46	0.00	0.00	0.00	0.00	372.46	0.00
200-9102	HIGH SCHOOL DRAMA CLUB	20,000.00	510.00	20,510.00	10,936.52	6,987.30	550.00	0.00	9,023.48	56.00
200-9103	HIGH SCHOOL MATH CLUB	52.70	0.00	52.70	0.00	0.00	0.00	0.00	52.70	0.00
200-9104	HIGH SCHOOL LEADERSHIP COUNCIL	697.11	0.00	697.11	1,225.00	0.00	0.00	0.00	(527.89)	175.73
200-9105	HIGH SCHOOL FRENCH CLUB	379.75	0.00	379.75	0.00	0.00	0.00	0.00	379.75	0.00
200-9107	HIGH SCHOOL SPANISH CLUB	568.50	0.00	568.50	0.00	0.00	252.00	0.00	316.50	44.33
200-9108	HIGH SCHOOL LEO CLUB	1,000.00	0.00	1,000.00	128.52	61.42	721.48	0.00	150.00	85.00
200-9114	HIGH SCHOOL STUDENT COUNCIL FUND	2,500.00	0.00	2,500.00	781.91	0.00	1,793.14	0.00	(75.05)	103.00
200-9115	HIGH SCHOOL KEY CLUB	1,000.00	0.00	1,000.00	719.80	189.80	17.85	0.00	262.35	73.76
200-9116	HIGH SCHOOL CHESS CLUB	321.00	0.00	321.00	0.00	0.00	0.00	0.00	321.00	0.00
200-9119	HIGH SCHOOL YEARBOOK FUND	20,000.00	13,273.53	33,273.53	10,169.54	4,118.90	22,367.87	0.00	736.12	97.79
200-9120	HIGH SCHOOL JOURNALISM FUND	250.00	0.00	250.00	0.00	0.00	0.00	0.00	250.00	0.00
200-9121	HIGH SCHOOL NATIONAL HONOR SOCIETY	1,328.65	0.00	1,328.65	2,759.09	0.00	0.00	0.00	(1,430.44)	207.66
200-9201	JUNIOR HIGH ART	485.00	200.25	685.25	200.25	0.00	0.00	0.00	485.00	29.22



Reporting Period: April 2022 (FY 2022)

5/3/22 1:04 PM

As Of Period: 04/30/2022

### LEXINGTON LOCAL SCHOOLS Appropriation Summary Report

Fund-SCC	Description	FYTD Appropriated	Prior Year Encumbrance	FYTD Expendable	FYTD Expended	MTD Expended	Encumbrance	Future Encumbrance	FYTD Unencumbered	Percent Expended/Encumbered
200-9204	CLUB JUNIOR HIGH STUDENT COUNCIL FUND	\$ 1,500.00	\$ 0.00	\$ 1,500.00	\$ 854.17	\$ 244.48	\$ 31.98	\$ 0.00	\$ 613.85	59.08 %
200-9205	JUNIOR HIGH LIBRARY CLUB	77.65	0.00	77.65	0.00	0.00	0.00	0.00	77.65	0.00
200-9301	EASTERN ELEMENTARY STUDENT ACTIVITY FUND	1,762.93	0.00	1,762.93	788.37	0.00	1,011.88	0.00	(37.32)	102.12
200-9302	EASTERN ELEMENTARY ROBOTICS FUND	575.16	0.00	575.16	0.00	0.00	0.00	0.00	575.16	0.00
200-9611	HIGH SCHOOL INFORMED TEENS FUND	903.63	0.00	903.63	0.00	0.00	0.00	0.00	903.63	0.00
200-9612	JUNIOR HIGH INFORMED TEENS FUND	1,375.08	0.00	1,375.08	341.86	0.00	500.00	0.00	533.22	61.22
300-9115	JAZZ BAND	757.61	755.00	1,512.61	0.00	0.00	755.00	0.00	757.61	49.91
300-9116	CHOIR	1,284.95	0.00	1,284.95	0.00	0.00	0.00	0.00	1,284.95	0.00
300-9206	JUNIOR HIGH PHYS ED DEPARTMENT FUND	3,000.00	0.00	3,000.00	446.61	0.00	843.36	0.00	1,710.03	43.00
300-9210	JR HIGH INSTRUMENTAL	41.03	0.00	41.03	0.00	0.00	0.00	0.00	41.03	0.00
300-9600	ATHLETIC FUND	232,010.00	1,783.24	233,793.24	178,855.58	15,293.84	29,363.64	0.00	25,574.02	89.06
300-9601	ATHLETIC CAPITAL FUND	45,000.00	0.00	45,000.00	34,900.56	0.00	8,349.44	0.00	1,750.00	96.11
300-9602	ORCHESTRA	63.22	0.00	63.22	0.00	0.00	0.00	0.00	63.22	0.00
300-9603	ELEMENTARY MUSIC	1,572.09	0.00	1,572.09	0.00	0.00	0.00	0.00	1,572.09	0.00
300-9605	BAND	232.95	0.00	232.95	0.00	0.00	0.00	0.00	232.95	0.00
451-9022	Network Connectivity FY2022	9,000.00	0.00	9,000.00	9,000.00	0.00	0.00	0.00	0.00	100.00
467-0000	STUDENT WELLNESS AND SUCCESS FUND	411,376.97	27,112.82	438,489.79	52,768.66	0.00	0.00	0.00	385,721.13	12.03
499-9022	SCHOOL SAFETY GRANT FY22	0.00	0.00	0.00	2,709.00	0.00	0.00	0.00	(2,709.00)	0.00
507-9022	ESSER ARP FUNDING	2,014,488.04	0.00	2,014,488.04	463,088.11	33,518.31	68,159.85	0.00	1,483,240.08	26.37
507-9921	ESSER II FUNDING	183,432.26	2,596.00	186,028.26	163,337.08	0.00	12,540.73	0.00	10,150.45	94.54
516-9021	IDEA-B SPECIAL EDUCATION FY21	3,500.00	77,470.19	80,970.19	10,946.36	0.00	77,470.19	0.00	(7,446.36)	109.20
516-9022	IDEA-B SPECIAL EDUCATION FY22	672,011.47	0.00	672,011.47	478,193.76	67,199.94	79,496.05	0.00	114,321.66	82.99

Reporting Period: April 2022 (FY 2022)

5/3/22 1:04 PM

As Of Period: 04/30/2022

**LEXINGTON LOCAL SCHOOLS  
Appropriation Summary Report**

Fund-SCC	Description	FYTD Appropriated	Prior Year Encumbrance	FYTD Expendable	FYTD Expended	MTD Expended	Encumbrance	Future Encumbrance	FYTD Unencumbered	Percent Expended/Encumbered
516-9922	IDEA PART B GRANTS	\$ 0.00	\$ 0.00	\$ 0.00	\$ 107,273.02	\$ 15,636.33	\$ 13,053.38	\$ 0.00	\$ (120,326.40)	0.00 %
572-9021	TITLE I FY21	0.00	2,217.72	2,217.72	528.14	0.00	2,267.72	0.00	(578.14)	126.07
572-9022	TITLE I FY22	267,309.17	0.00	267,309.17	212,849.30	43,121.00	13,465.30	0.00	40,994.57	84.66
584-9022	TITLE IV FY22	29,064.89	0.00	29,064.89	19,744.37	0.00	250.00	0.00	9,070.52	68.79
587-9022	EARLY CHILDHOOD SPECIAL EDUCATION IDEA FY22	12,213.91	0.00	12,213.91	14,154.60	2,232.41	5,791.33	0.00	(7,732.02)	163.31
590-9022	TITLE II-A IMPROVING TEACHER QUALITY FY22	55,303.27	0.00	55,303.27	59,320.32	2,158.31	0.00	0.00	(4,017.05)	107.26
599-9921	RICHLAND COUNTY MOBILE HOT SPOT GRANT	0.00	600.00	600.00	614.96	0.00	600.00	0.00	(614.96)	202.49
599-9922	MISCELLANEOUS FED. GRANT FUND	0.00	0.00	0.00	289,000.00	0.00	0.00	0.00	(289,000.00)	0.00
<b>Grand Total</b>		<b>\$ 44,983,939.98</b>	<b>\$ 44,354,572.36</b>	<b>\$ 89,338,512.34</b>	<b>\$ 60,285,220.52</b>	<b>\$ 5,850,901.00</b>	<b>\$ 20,740,976.64</b>	<b>\$ 0.00</b>	<b>\$ 8,312,315.18</b>	