


LEXINGTON LOCAL SCHOOLS



FINANCIAL REPORT
FOR THE PERIOD ENDING
APRIL 30, 2021

PREPARED BY
JASON WHITESEL, TREASURER

Gross Depository Balances:

Richland Bank MMA 5719	\$5,341,200.53
Richland Bank Sweep Acct 3520	\$3,180,054.02
Richland Bank General Acct 0580	\$300,169.00
Richland Bank Anthem Sweep 3523	\$898,809.50
Richland Bank EE Benefits 3180	\$0.00
Richland Bank Payroll Acct 9780	\$4,997.93
Richland Bank Athletic Acct 3280	\$3,035.00

Total Depository Balances (Gross) \$9,728,265.98

Adjustments to Bank Balance:

Cash in Transit to Bank	\$4,861.00
Outstanding Checks	(\$196,549.17)
Adjustments:	
Outstanding Vision Adjustment	(\$5.47)
Municipal Income Tax Deduction	(\$375.52)

Total Adjustments to Bank Balance (\$192,069.16)

Investments:

Treasury Bonds and Notes	\$38,665,579.67
Certificate of Deposits	\$2,973,000.00
Other Securities	\$0.00
Other Investments:	
Richland Bank MMA 5750	\$349,956.68
Richland Bank MMA R252	\$4,030,170.27
Richland Bank MMA/Savings R252	\$248,000.00
Commercial Paper R252	\$7,735,531.48

Total Investments \$54,002,238.10

Cash on Hand:

Petty Cash:	
Treasurer's Office	\$100.00
High School	\$50.00
Junior High School	\$50.00
Eastern, Central, Western	\$100.00
Change Cash:	
Athletic Change	\$3,000.00
Cafeteria Change	\$333.00
Junior High School	\$100.00
Cash with Fiscal Agent	\$0.00

Total Cash on Hand \$3,733.00

Total Balances \$63,542,167.92

Total Fund Balance \$63,542,167.92

Jason L. Whitfield

April 01, 2021 through April 30, 2021

Account Name : Lexington Local SD Managing Agency

Account No : 5750

Summary Of Investment Holdings

Quantity	Description		Unit Value	Market Value	Tax Cost	Estimated Ann Inc	Yield To Mkt
<u>Money Markets - Taxable</u>							
349,956.68	Northern Instl Government Select Portfolio		1.0000	349,956.68	349,956.68	104.99	0.03%
Totals				349,956.68	349,956.68	104.99	0.03%
<u>Marketable CDs</u>							
200,000	Stearns Bank NA	1.950%	09/29/2021	102.7902	201,580.40	200,000.00	3,900.00 1.93%
200,000	Citibank NA	3.150%	10/26/2021	101.5412	203,082.40	200,000.00	6,300.00 3.10%
200,000	BMW Bank North America	3.050%	12/28/2021	102.0032	204,006.40	200,000.00	6,100.00 2.99%
100,000	Medallion Bank UT	3.050%	01/10/2022	102.0981	102,098.10	100,000.00	3,050.00 2.99%
150,000	TIAA FSB	2.850%	02/22/2022	102.2928	153,439.20	150,000.00	4,275.00 2.79%
200,000	Bridgewater Bank Bloom MN	1.900%	02/28/2022	101.5503	203,100.60	200,000.00	3,800.00 1.87%
200,000	Continental Bank UT	1.900%	06/22/2022	102.0908	204,181.60	200,000.00	3,800.00 1.86%
200,000	American Express Centurion	2.400%	09/12/2022	103.0698	206,139.60	200,000.00	4,800.00 2.33%
200,000	Discover Bank	2.250%	09/27/2022	103.0268	206,053.60	200,000.00	4,500.00 2.18%
200,000	Sallie Mae Bank SLC UT	2.500%	12/13/2022	103.8475	207,695.00	200,000.00	5,000.00 2.41%
25,000	State Bank of India NY	3.000%	03/06/2023	105.3058	26,326.45	25,000.00	750.00 2.85%
200,000	Comenity Capital Bank	2.700%	04/17/2023	105.0050	210,010.00	200,000.00	5,400.00 2.57%
150,000	Merrick Bank	2.050%	07/12/2023	104.1347	156,202.05	150,000.00	3,075.00 1.97%
200,000	Luana Savings Bank	0.200%	12/29/2023	99.9824	199,964.80	200,000.00	400.00 0.20%
100,000	Border State Bank	1.100%	03/27/2024	102.5301	102,530.10	100,000.00	1,100.00 1.07%
248,000	Live Oak Banking Company	1.250%	09/13/2024	103.1578	255,831.34	248,000.00	3,100.00 1.21%
200,000	Industrial & Com Bank 0.3	0.350%	02/11/2025	99.8547	199,709.40	200,000.00	700.00 0.35%
Totals				3,041,951.04	2,973,000.00	60,050.00	1.97%
<u>U.S. Govt Agy-Exempt State</u>							
325,000	FFCB	0.300%	04/27/2022	100.2508	325,814.99	325,481.23	975.00 0.30%
250,000	FFCB	0.220%	09/08/2023	99.8054	249,513.59	249,862.50	550.00 0.22%
	Dtd 09/08/20						

April 01, 2021 through April 30, 2021

Account Name : Lexington Local SD Managing Agency

Account No : 5750

Summary Of Investment Holdings

Quantity	Description			Unit Value	Market Value	Tax Cost	Estimated Ann Inc	Yield To Mkt		
200,000	FHLB	0.220%	05/24/2024	99.5555	199,111.09	200,000.00	440.00	0.22%		
200,000	FFCB	0.430%	10/15/2024	99.4531	198,906.27	200,000.00	860.00	0.43%		
225,000	FHLMA	0.6500%	07/30/25	99.6994	224,323.72	224,887.50	1,462.50	0.65%		
200,000	FHLB	0.500%	09/10/2025	99.2195	198,439.08	200,000.00	1,000.00	0.50%		
	Federal Home Loan Banks Cons Bd 0.5 Dtd 03/10/21 Rate 0.5000% Mat 09/10/25									
200,000	FHLB	0.500%	11/12/2025	98.4930	196,985.94	200,000.00	1,000.00	0.51%		
200,000	FHLB	1.000%	03/30/2026	100.0019	200,003.76	200,000.00	2,000.00	1.00%		
<i>Totals</i>					1,793,098.44	1,800,231.23	8,287.50	0.46%		
<u>U.S. Govt Agy-Non-Ex St-Int Only</u>										
250,000	FHLMC	0.4000%	10/23/23	0.400%	10/23/2023	100.0123	250,030.84	250,000.00	1,000.00	0.40%
<i>Totals</i>					250,030.84	250,000.00	1,000.00	0.40%		
<i>Grand Total</i>					5,435,037.00	5,373,187.91	69,442.49	1.28%		

Gain or Loss amounts and transactions, as shown, may not reflect the amount to be used for income tax purposes.

April 01, 2021 through April 30, 2021

Account Name : Lexington Local SD Bond Acct Man Agcy

Account No : R252

Summary Of Investment Holdings

Quantity	Description		Unit Value	Market Value	Tax Cost	Estimated Ann Inc	Yield To Mkt
<u>Money Markets - Taxable</u>							
4,030,170.27	Northern Instl Government Select Portfolio		1.0000	4,030,170.27	4,030,170.27	1,209.05	0.03%
<i>Totals</i>				4,030,170.27	4,030,170.27	1,209.05	0.03%
<u>Money Markets/Savings - Taxable</u>							
248,000	Park National Bank FDIC Account P250		1.0000	248,000.00	248,000.00	74.40	0.03%
<i>Totals</i>				248,000.00	248,000.00	74.40	0.03%
<u>U.S. Treasury Bills</u>							
10,000,000	US Treasury Bills	08/12/2021	99.9965	9,999,650.00	9,985,844.40	0.00	0.00%
10,000,000	US Treasury Bills	10/07/2021	99.9913	9,999,130.00	9,987,361.10	0.00	0.00%
10,000,000	US Treasury Bills	01/27/2022	99.9735	9,997,350.00	9,994,331.20	4,198.89	0.04%
<i>Totals</i>				29,996,130.00	29,967,536.70	4,198.89	0.01%
<u>Corporate Bonds</u>							
5,000,000	US Treasury Bills	05/13/2021	99.9999	4,999,995.00	4,997,219.45	0.00	0.00%
<i>Totals</i>				4,999,995.00	4,997,219.45	0.00	0.00%
<u>Commercial Paper - Corporate</u>							
2,500,000	Concord Minulemen Cap Co LLC	06/14/2021	99.8785	2,496,961.80	2,496,961.81	6,250.00	0.25%
2,750,000	Lloyds Bk Corp Mkts Plc Com'	06/25/2021	99.8665	2,746,327.98	2,746,327.99	5,225.00	0.19%
	Lloyds Bk Corporate Mkts Plc 0						
2,500,000	Banco De Credito E Com'l Pap	08/02/2021	99.4690	2,486,726.00	2,492,241.68	11,736.50	0.47%
<i>Totals</i>				7,730,015.78	7,735,531.48	23,211.50	0.30%
<u>U.S. Govt Agy-Exempt State</u>							
1,250,000	FHLB .1	0.125% 10/15/2021	100.0333	1,250,416.05	1,250,000.00	1,562.50	0.12%
400,000	FFCB	0.300% 04/27/2022	100.2508	401,003.06	400,592.29	1,200.00	0.30%
<i>Totals</i>				1,651,419.11	1,650,592.29	2,762.50	0.17%

April 01, 2021 through April 30, 2021

Account Name : Lexington Local SD Bond Acct Man Agcy

Account No : R252

Summary Of Investment Holdings

Quantity	Description	Unit Value	Market Value	Tax Cost	Estimated Ann Inc	Yield To Mkt
	<i>Grand Total</i>		48,655,730.16	48,629,050.19	31,456.34	0.06%

Gain or Loss amounts and transactions, as shown, may not reflect the amount to be used for income tax purposes.

LEXINGTON LOCAL SCHOOLS
INVESTMENT REPORT FOR THE MONTH ENDING
APRIL 30, 2021

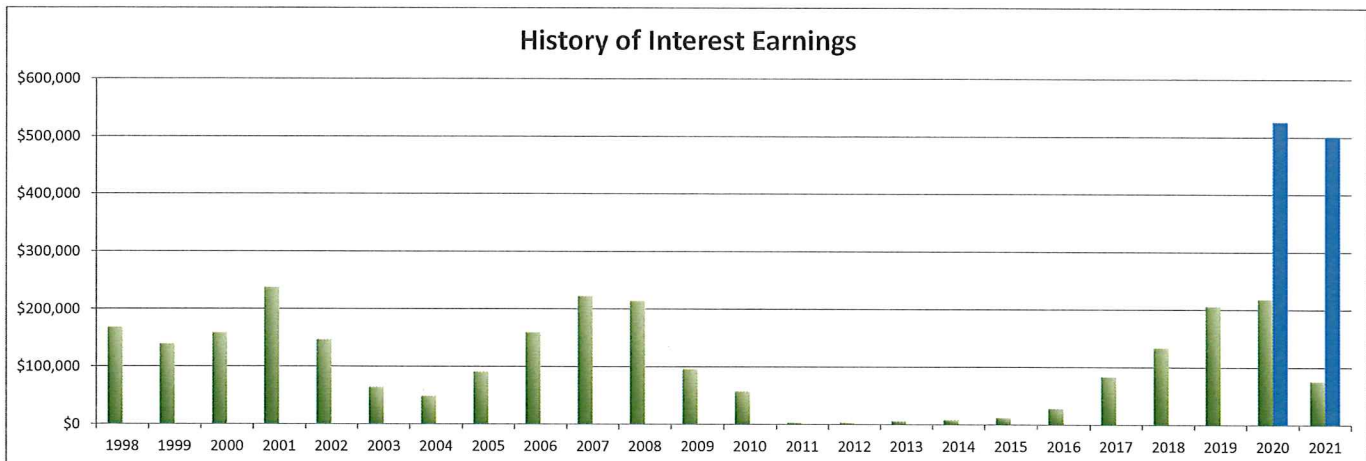
INTEREST EARNED:	THIS MONTH	FISCAL YEAR TO DATE
Richland Bank, General Sweep	\$111.76	\$889.70
Richland Bank, General MMA	\$101.43	\$3,597.44
Richland Bank, Anthem Sweep	\$17.47	\$381.14
Star Ohio	\$0.00	\$0.00
CDs, Bonds, and other investments	\$5,654.55	\$70,802.74
TOTAL INTEREST RECEIVED	\$5,885.21	\$75,671.02

INTEREST EARNED (LEX BOND ACCT)	THIS MONTH	FISCAL YEAR TO DATE
Richland Bank, General Sweep	\$0.00	\$0.00
Richland Bank, General MMA	\$0.00	\$0.00
Richland Bank, Anthem Sweep	\$0.00	\$0.00
Star Ohio	\$0.00	\$0.00
CDs, Bonds, and other investments	\$1,919.81	\$500,697.66
TOTAL INTEREST RECEIVED	\$1,919.81	\$500,697.66

History of Interest Earnings	Fiscal Year	Interest Earnings
	1998	\$ 167,057.52
	1999	\$ 138,113.69
	2000	\$ 157,991.72
	2001	\$ 236,839.79
	2002	\$ 146,052.34
	2003	\$ 63,712.36
	2004	\$ 47,970.95
	2005	\$ 90,719.94
	2006	\$ 158,724.51
	2007	\$ 221,998.86
	2008	\$ 213,660.34
	2009	\$ 95,639.63
	2010	\$ 56,860.22
	2011	\$ 3,001.78
	2012	\$ 3,090.00
	2013	\$ 5,758.97
	2014	\$ 8,349.92
	2015	\$ 11,765.22
	2016	\$ 28,300.22
	2017	\$ 83,194.26
	2018	\$ 133,582.49
	2019	\$ 205,588.68
	2020	\$ 218,228.66
FISCAL Year To Date	2021	\$75,671.02

Lex Bond Acct Interest Earnings	Fiscal Year	Interest Earnings
	2020	\$526,044.24
FISCAL Year To Date	2021	\$500,697.66

Total Interest Earnings 1998 to Present \$ 2,571,873.09



Reporting Period: April 2021 (FY 2021)
 As Of Period: 04/30/2021

5/6/21 8:16 AM

LEXINGTON LOCAL SCHOOLS Cash Summary Report

Full Account Code	Description	Initial Cash	MTD Received	FYTD Received	MTD Expended	FYTD Expended	Fund Balance
001-0000	GENERAL FUND	\$ 9,139,919.40	\$ 7,435,796.03	\$ 22,697,877.89	\$ 1,850,704.32	\$ 20,329,207.52	\$ 11,508,589.77
001-9412	GENERAL BUDGET RESERVE SET- ASIDE-1%/BWC	87,928.97	0.00	0.00	0.00	0.00	87,928.97
002-0000	BOND RETIREMENT FUND	3,451,178.58	1,761,283.05	3,282,049.37	29,467.02	5,006,092.29	1,727,135.66
003-0000	PERMANENT IMPROVEMENT FUND	148,007.09	342,216.04	696,441.05	6,199.87	404,274.60	440,173.54
004-0000	LFI BUILDING FUND	10,873,689.78	354.37	98,207.92	474,923.16	1,995,538.22	8,976,359.48
006-0000	FOOD SERVICE FUND	3,725.01	84,329.47	541,606.70	2,321.66	573,186.62	(27,854.91)
007-9100	LEXINGTON MINUTEMEN ACADEMIC SCHOLARSHIP FUND	131,732.05	2,654.38	11,752.45	0.00	13,500.00	129,984.50
007-9800	TERRY McCAMMON SCHOLARSHIP FUND	13,463.82	7.83	5,252.23	0.00	0.00	18,716.05
010-0000	CLASSROOM FACILITIES CONSTRUCTION FUND	44,475,799.61	1,565.44	402,489.74	1,100,000.00	5,225,598.64	39,652,690.71
018-9100	HIGH SCHOOL PRINCIPAL'S FUND	704.30	164.05	4,532.38	175.12	2,248.03	2,988.65
018-9101	HIGH SCHOOL FLOWER FUND	59.00	0.00	0.00	0.00	65.00	(6.00)
018-9200	JUNIOR HIGH PRINCIPAL'S FUND	6,192.67	0.00	5.00	0.00	180.22	6,017.45
018-9300	EASTERN PRINCIPAL'S FUND	1,327.88	0.00	1,000.01	0.00	1,368.20	959.69
018-9301	EASTERN ELEMENTARY BOOKFAIR/BOXTOPS FUND	3,897.27	0.00	0.00	0.00	310.02	3,587.25
018-9302	EASTERN ELEMENTARY MATH	1,036.52	0.00	0.00	0.00	0.00	1,036.52
018-9303	EASTERN RUN CLUB	521.83	0.00	790.00	0.00	815.10	496.73
018-9400	CENTRAL PRINCIPAL'S FUND	9,360.43	20.00	1,794.21	0.00	2,384.00	8,770.64
018-9401	CENTRAL ELEMENTARY BOOKFAIR FUND	4,952.39	0.00	314.30	153.70	578.68	4,688.01
018-9402	CENTRAL ELEMENTARY ART	1,941.37	0.00	0.00	0.00	0.00	1,941.37
018-9500	WESTERN PRINCIPAL'S FUND	17,504.29	10.00	3,432.27	198.78	1,585.25	19,351.31
018-9501	WESTERN ELEMENTARY BOOKFAIR/BOXTOPS FUND	2,694.58	0.00	1,430.39	0.00	0.00	4,124.97
018-9503	WESTERN ELEMENTARY ART	1,986.42	0.00	0.00	0.00	0.00	1,986.42
018-9901	JUNIOR HIGH TEACHER ADVISORY FUND	109.25	0.00	0.00	0.00	0.00	109.25
019-9001	ACADEMIC BOOSTERS GRANTS	769.07	0.00	0.00	0.00	0.00	769.07
019-9121	CENTRAL ELEMENTARY PTO GRANTS	1,649.90	10.11	1,076.53	0.00	998.89	1,727.54
019-9122	EASTERN ELEMENTARY PTO GRANTS	1,301.33	10.09	1,076.46	0.00	0.00	2,377.79
019-9123	WESTERN ELEMENTARY PTO GRANTS	2,039.13	10.10	1,076.48	0.00	0.00	3,115.61
019-9200	RICHLAND COUNTY FOUNDATION GRANT PLAYGROUND	200.00	0.00	0.00	0.00	0.00	200.00
019-9218	RICH CO FOUND-WRITE STUFF STEAM KIT	52.93	0.00	0.00	0.00	0.00	52.93
019-9221	RICH CO FOUND-SCIENCE DISCOVERY BINS	0.95	0.00	0.00	0.00	0.00	0.95
019-9222	RICH CO FOUND-ONE BIG HAPPY FAMILY	0.00	0.00	688.74	0.00	686.33	2.41
019-9223	RICH CO FOUND-MAKER MAVEN STEM	0.00	0.00	1,250.00	0.00	1,250.00	0.00
019-9224	RICH CO FOUND-STEM SNAP CIRCUITS	0.00	0.00	1,478.21	0.00	1,411.85	66.36

W

Reporting Period: April 2021 (FY 2021)
 As Of Period: 04/30/2021

5/6/21 8:16 AM

LEXINGTON LOCAL SCHOOLS Cash Summary Report

Full Account Code	Description	Initial Cash	MTD Received	FYTD Received	MTD Expended	FYTD Expended	Fund Balance
019-9301	RICH CO FOUND/SECO ROBOTICS GRANT (HEIMANN)	\$ 31.72	\$ 0.00	\$ 0.00	\$ 0.00	\$ 0.00	\$ 31.72
019-9302	RICH CO RETIRED TEACHERS ASSOC	150.00	0.00	0.00	0.00	0.00	150.00
022-9601	OHSAA TOURNAMENT AGENCY FUND	0.00	1,500.00	9,085.00	1,324.87	3,680.59	5,404.41
024-0000	EMPLOYEE BENEFITS FUND FOR MEDICAL/DENTAL	1,175,867.00	433,449.79	4,428,980.47	420,647.96	4,706,043.44	898,804.03
034-0000	OFCC PROJECT MAINTENANCE FUND	100,349.93	95,491.66	183,492.29	1,592.16	3,051.34	280,790.88
200-9101	HIGH SCHOOL ART CLUB	372.46	0.00	0.00	0.00	0.00	372.46
200-9102	HIGH SCHOOL DRAMA CLUB	23,990.34	470.00	366.00	40.00	40.00	24,316.34
200-9103	HIGH SCHOOL MATH CLUB	52.70	0.00	0.00	0.00	0.00	52.70
200-9104	HIGH SCHOOL LEADERSHIP COUNCIL	697.11	0.00	0.00	0.00	0.00	697.11
200-9105	HIGH SCHOOL FRENCH CLUB	334.75	0.00	30.00	0.00	0.00	364.75
200-9107	HIGH SCHOOL SPANISH CLUB	568.50	0.00	0.00	0.00	0.00	568.50
200-9108	HIGH SCHOOL LEO CLUB	2,168.50	0.00	0.00	115.88	115.88	2,052.62
200-9114	HIGH SCHOOL STUDENT COUNCIL FUND	2,286.95	400.00	400.00	0.00	0.00	2,686.95
200-9115	HIGH SCHOOL KEY CLUB	1,605.60	0.00	500.25	0.00	490.00	1,615.85
200-9116	HIGH SCHOOL CHESS CLUB	321.00	0.00	0.00	0.00	0.00	321.00
200-9119	HIGH SCHOOL YEARBOOK FUND	44,489.20	65.00	11,384.00	0.00	1,167.74	54,705.46
200-9120	HIGH SCHOOL JOURNALISM FUND	505.44	0.00	0.00	0.00	0.00	505.44
200-9121	HIGH SCHOOL NATIONAL HONOR SOCIETY	200.98	0.00	1,379.50	296.08	1,260.13	320.35
200-9201	JUNIOR HIGH ART CLUB	541.33	0.00	178.15	0.00	0.00	719.48
200-9204	JUNIOR HIGH STUDENT COUNCIL FUND	1,890.27	0.00	0.00	0.00	0.00	1,890.27
200-9205	JUNIOR HIGH LIBRARY CLUB	77.65	0.00	0.00	0.00	0.00	77.65
200-9301	EASTERN ELEMENTARY STUDENT ACTIVITY FUND	1,214.93	0.00	583.70	0.00	253.65	1,544.98
200-9302	EASTERN ELEMENTARY ROBOTICS FUND	575.16	0.00	0.00	0.00	0.00	575.16
200-9611	HIGH SCHOOL INFORMED TEENS FUND	903.63	0.00	0.00	0.00	0.00	903.63
200-9612	JUNIOR HIGH INFORMED TEENS FUND	544.18	500.00	532.70	0.00	0.00	1,076.88
300-9115	JAZZ BAND	1,512.61	0.00	0.00	0.00	0.00	1,512.61
300-9116	CHOIR	1,284.95	0.00	0.00	0.00	0.00	1,284.95
300-9206	JUNIOR HIGH PHYS ED DEPARTMENT FUND	3,458.59	0.00	150.00	183.31	386.23	3,222.36
300-9210	JR HIGH INSTRUMENTAL	41.03	0.00	0.00	0.00	0.00	41.03
300-9600	ATHLETIC FUND	4,900.51	13,196.11	113,106.92	7,130.86	125,943.34	(7,935.91)
300-9601	ATHLETIC CAPITAL FUND	52,000.00	12,500.00	25,000.00	(535.00)	0.00	77,000.00
300-9602	ORCHESTRA	63.22	0.00	0.00	0.00	0.00	63.22
300-9603	ELEMENTARY MUSIC	1,572.09	0.00	0.00	0.00	0.00	1,572.09
300-9605	BAND	232.95	0.00	0.00	0.00	0.00	232.95
451-9021	Network Connectivity FY 2021	0.00	0.00	9,000.00	0.00	9,000.00	0.00

Reporting Period: April 2021 (FY 2021)
 As Of Period: 04/30/2021

5/6/21 8:16 AM

LEXINGTON LOCAL SCHOOLS
Cash Summary Report

Full Account Code	Description	Initial Cash	MTD Received	FYTD Received	MTD Expended	FYTD Expended	Fund Balance
467-0000	STUDENT WELLNESS AND SUCCESS FUND	\$ 20,850.80	\$ 0.00	\$ 410,490.45	\$ 30,849.82	\$ 293,619.98	\$ 137,721.27
499-9021	SCHOOL SAFETY GRANT FY21	0.00	0.00	12,100.92	9,391.92	12,100.92	0.00
499-9121	SCHOOL BUS PURCHASE PROGRAM	0.00	0.00	42,925.71	0.00	42,925.71	0.00
507-9021	ESSER FUNDING FY21	(213,871.66)	0.00	234,267.13	2,776.00	23,171.47	(2,776.00)
507-9921	ESSER II FUNDING	0.00	0.00	0.00	503,605.66	503,605.66	(503,605.66)
510-9021	CRF FUNDING FY21	0.00	0.00	118,824.75	0.00	118,824.75	0.00
516-9020	IDEA-B SPECIAL EDUCATION FY20	(26,833.11)	0.00	34,158.24	0.00	7,325.13	0.00
516-9021	IDEA-B SPECIAL EDUCATION FY21	0.00	47,522.29	355,441.67	50,560.82	365,706.69	(10,265.02)
572-9020	TITLE I FY20	(24,246.86)	0.00	34,683.37	0.00	10,436.51	0.00
572-9021	TITLE I FY21	0.00	21,859.18	210,313.14	24,349.97	220,124.18	(9,811.04)
572-9921	EOEC	0.00	0.00	0.00	5,695.32	5,695.32	(5,695.32)
587-9020	EARLY CHILDHOOD SPECIAL EDUCATION IDEA FY20	(3,304.44)	0.00	3,304.44	0.00	0.00	0.00
587-9021	EARLY CHILDHOOD SPECIAL EDUCATION IDEA FY21	0.00	4,779.28	13,950.44	2,300.90	14,156.56	(206.12)
590-9021	TITLE II-A IMPROVING TEACHER QUALITY FY21	0.00	13,234.13	52,936.51	171.08	53,882.27	(945.76)
599-9021	TITLE IV FY21	0.00	0.00	21,379.95	0.00	21,379.95	0.00
599-9921	RICHLAND COUNTY MOBILE HOT SPOT GRANT	0.00	0.00	20,800.00	1,506.00	18,679.04	2,120.96
Grand Total		\$ 69,561,145.83	\$ 10,273,398.40	\$ 34,105,368.03	\$ 4,526,147.24	\$ 40,124,345.94	\$ 63,542,167.92

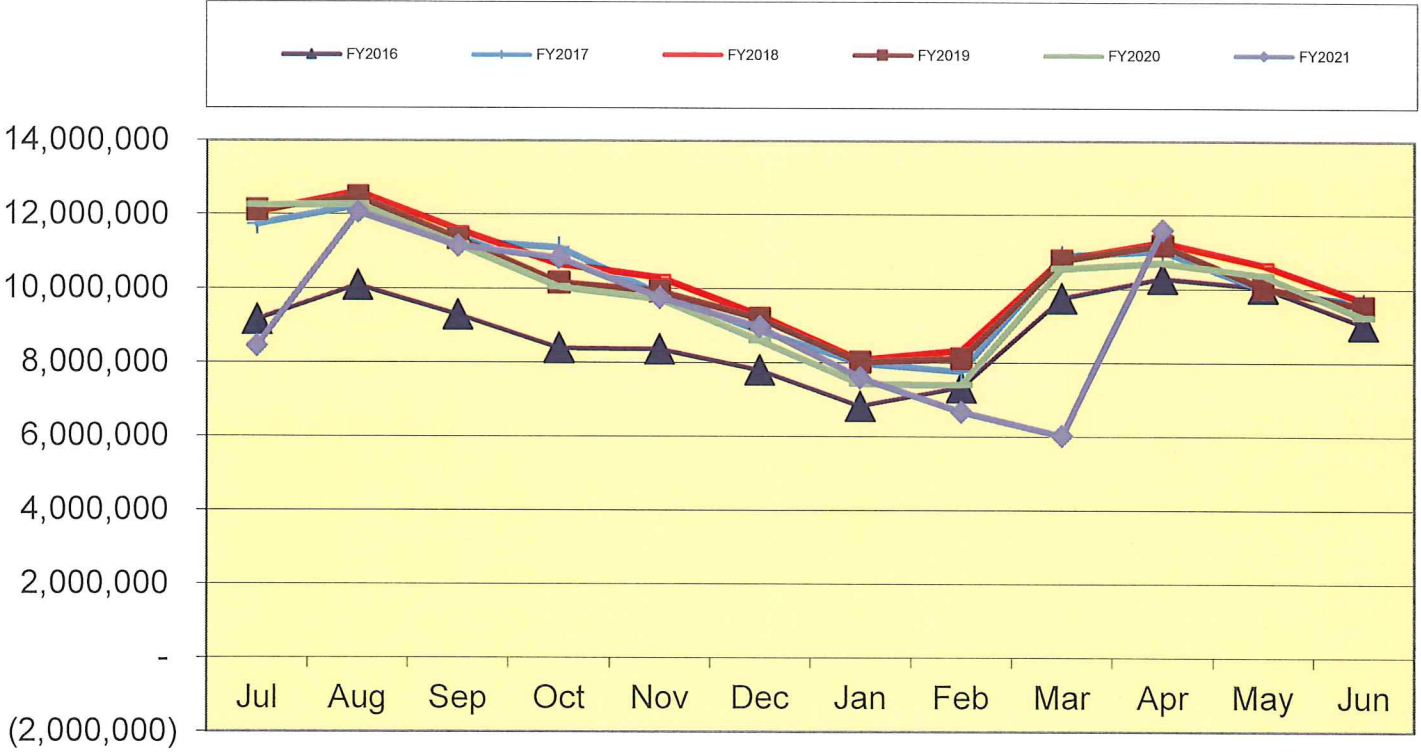
**LEXINGTON LOCAL SCHOOL DISTRICT
GENERAL FUND ONLY 2020-2021
SUMMARY OF RECEIPTS AND EXPENDITURES - FIVE YEAR FORECAST FORMAT**

LINE 7.010	BEGINNING CASH BALANCE		\$ 9,227,848		
	4/30/2021	FISCAL YEAR TO DATE Estimate	FISCAL YEAR TO DATE Actual	VARIANCE Estimate vs. Actual	PERCENT of VARIANCE
	REVENUES				
LINE 1.010	Real Estate Tax	\$ 10,820,905	\$ 11,287,818	\$466,913	4.31%
LINE 1.020	Personal Property Tax	\$ 876,903	\$ 878,482	\$1,579	0.18%
LINE 1.030	Income Tax	\$ -	\$ -	\$0	
LINE 1.035	State Funding	\$ 8,492,795	\$ 8,739,376	\$246,581	2.90%
LINE 1.040	Career Tech / Economic Disadv.	\$ 62,012	\$ 62,030	\$18	0.03%
LINE 1.050	Property Tax Allocation	\$ 900,490	\$ 896,223	(\$4,267)	-0.47%
LINE 1.060	Other Operating Revenue	\$ 527,506	\$ 436,579	(\$90,927)	-17.24%
LINE 1.070	TOTAL REVENUE	\$ 21,680,611	\$ 22,300,508	\$619,897	2.86%
			\$ -		
LINE 2.01	Proceeds from Notes	\$ -	\$ -	\$0	
LINE 2.04	Transfers In	\$ -	\$ -	\$0	
LINE 2.050	Advances In	\$ -	\$ -	\$0	#DIV/0!
LINE 2.060	Other Financing Sources	\$ 45,278	\$ 397,369	\$352,091	777.62%
LINE 2.070	TOTAL OTHER SOURCES	\$ 45,278	\$ 397,369	\$352,091	777.62%
LINE 2.080	TOTAL REVENUES & Sources	\$ 21,725,889	\$ 22,697,877	\$971,988	4.47%
	EXPENSES				
LINE 3.010	Salaries	\$ 11,024,786	\$ 10,777,399	\$247,387	2.24%
LINE 3.020	Retirement and Benefits	\$ 5,798,081	\$ 5,615,204	\$182,877	3.15%
LINE 3.030	Purchased Services	\$ 3,283,056	\$ 3,085,778	\$197,278	6.01%
LINE 3.040	Supplies and Materials	\$ 725,643	\$ 544,180	\$181,463	25.01%
LINE 3.050	Capital Outlay and Equipment	\$ 48,897	\$ 29,794	\$19,103	39.07%
LINE 3.06	INTERGOVERNMENTAL	\$ -	\$ -	\$0	
LINE 4.020	DEBT SERVICE - Notes	\$ -	\$ -	\$0	
LINE 4.060	DEBT SERVICE - Interest charges	\$ -	\$ -	\$0	
LINE 4.300	Other Objects	\$ 284,384	\$ 276,852	\$7,532	2.65%
LINE 4.500	TOTAL EXPENDITURES	\$ 21,164,847	\$ 20,329,207	\$835,640	3.95%
			\$ -		
LINE 5.00	TRANSFERS OUT	\$ -	\$ -	\$0	
LINE 5.02	ADVANCES OUT	\$ -	\$ -	\$0	
LINE 5.03	ALL OTHER USES	\$ -	\$ -	\$0	
LINE 5.040	TOTAL OTHER USES	\$ -	\$ -	\$0	
LINE 5.050	TOTAL EXPENDITURES & USES	\$ 21,164,847	\$ 20,329,207	\$835,640	3.95%
		Estimate	Actual	Variance	
LINE 6.010	REVENUES OVER EXPENSES	\$ 561,042	\$ 2,368,670	\$1,807,628	
LINE 7.020	ENDING CASH BALANCE	\$ 9,788,890	\$ 11,596,518	\$1,807,628	
	Less Reserves	\$ (87,929)	\$ (87,929)	\$ -	
LINE 8.010	Less Outstanding Encumbrances	\$ (750,000)	\$ (912,859)	\$ (162,859)	21.71%
LINE 15.010	Unreserved Fund Balance	\$ 8,950,961	\$ 10,595,730	\$1,644,769	18.38%
		Estimate	Actual	Benchmark Yr. End	
	Salaries/Benefits as % of Revenue	77.6%	73.5%	80.1% or below	
	True Days Cash - Calendar Days on which can operate	129	158	90 or above optimal	

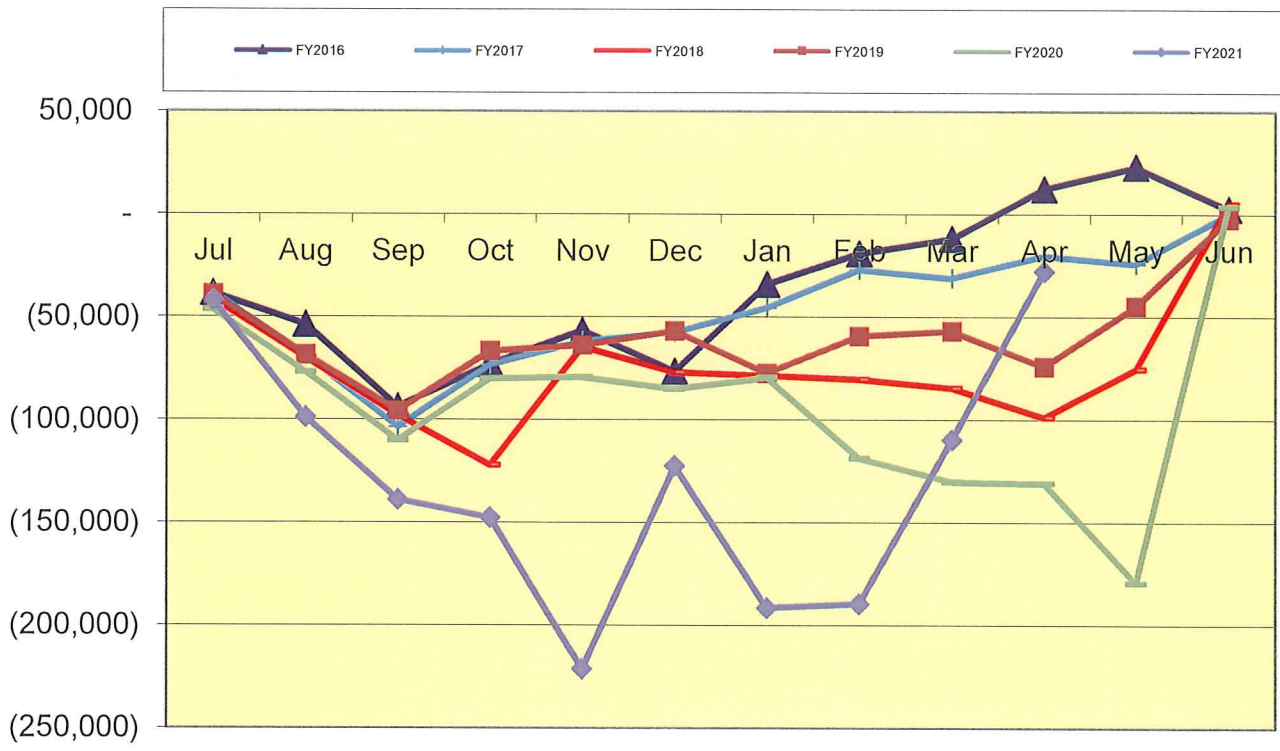
LEXINGTON LOCAL SCHOOLS
Spending Plan Summary

ODE Line Number	Monthly Estimate	Monthly Actual	Monthly Difference	FYDEstimate	FYDActual	FYTDDifference
01.010 General Property (Real Estate)	\$ 914,185.00	\$ 6,164,972.96	\$ 5,250,787.96	\$ 10,820,905.00	\$ 11,287,817.74	\$ 466,912.74
01.020 Tangible Personal Property Tax	386,484.00	390,205.73	3,721.73	876,903.00	878,482.24	1,579.24
01.030 Income Tax	0.00	0.00	0.00	0.00	0.00	0.00
01.035 Unrestricted Grants-in-Aid	850,000.00	853,360.48	3,360.48	8,492,795.00	8,739,376.43	246,581.43
01.040 Restricted Grants-in-Aid	6,200.00	6,203.02	3.02	62,012.00	62,030.20	18.20
01.045 Restricted Federal Grants-in-Aid - SFSF	0.00	0.00	0.00	0.00	0.00	0.00
01.050 Property Tax Allocation	50,000.00	0.00	(50,000.00)	900,490.00	896,223.05	(4,266.95)
01.060 All Other Operating Revenue	20,000.00	21,053.84	1,053.84	527,506.00	436,579.21	(90,926.79)
01.070 Total Revenue	2,226,869.00	7,435,796.03	5,208,927.03	21,680,611.00	22,300,508.87	619,897.87
02.010 Proceeds from Sale of Notes	0.00	0.00	0.00	0.00	0.00	0.00
02.020 State Emergency Loans & Advancements (Approved)	0.00	0.00	0.00	0.00	0.00	0.00
02.040 Operating Transfers-In	0.00	0.00	0.00	0.00	0.00	0.00
02.050 Advances-In	0.00	0.00	0.00	0.00	0.00	0.00
02.060 All Other Financial Sources	2,500.00	0.00	(2,500.00)	45,278.00	397,369.02	352,091.02
02.070 Total Other Financing Sources	2,500.00	0.00	(2,500.00)	45,278.00	397,369.02	352,091.02
02.080 Total Revenues and Other Financing Sources	2,229,369.00	7,435,796.03	5,206,427.03	21,725,889.00	22,697,877.89	971,988.89
03.010 Personal Services	1,125,000.00	989,426.07	(135,573.93)	11,024,786.00	10,777,398.83	(247,387.17)
03.020 Employees' Retirement/Insurance Benefits	585,000.00	535,562.82	(49,437.18)	5,798,081.00	5,615,204.27	(182,876.73)
03.030 Purchased Services	365,000.00	252,762.72	(112,237.28)	3,283,056.00	3,085,777.80	(197,278.20)
03.040 Supplies and Materials	54,000.00	(54,117.36)	(108,117.36)	725,643.00	544,179.93	(181,463.07)
03.050 Capital Outlay	0.00	1,096.18	1,096.18	48,897.00	29,794.42	(19,102.58)
03.060 Intergovernmental	0.00	0.00	0.00	0.00	0.00	0.00
04.010 Debt Service: All Principal (Historical)	0.00	0.00	0.00	0.00	0.00	0.00
04.020 Debt Service: Principal-Notes	0.00	0.00	0.00	0.00	0.00	0.00
04.030 Debt Service: Principal - State Loans	0.00	0.00	0.00	0.00	0.00	0.00
04.040 Debt Service: Principal - State Advancements	0.00	0.00	0.00	0.00	0.00	0.00
04.050 Debt Service: Principal - HB 264 Loans	0.00	0.00	0.00	0.00	0.00	0.00
04.055 Debt Service: Principal - Other	0.00	0.00	0.00	0.00	0.00	0.00
04.060 Debt Service: Interest and Fiscal Charges	0.00	0.00	0.00	0.00	0.00	0.00
04.300 Other Objects	111,398.00	125,973.89	14,575.89	284,384.00	276,852.27	(7,531.73)
04.500 Total Expenditures	2,240,398.00	1,850,704.32	(389,693.68)	21,164,847.00	20,329,207.52	(835,639.48)
05.010 Operational Transfers - Out	0.00	0.00	0.00	0.00	0.00	0.00
05.020 Advances - Out	0.00	0.00	0.00	0.00	0.00	0.00
05.030 All Other Financing Uses	0.00	0.00	0.00	0.00	0.00	0.00
05.040 Total Other Financing Uses	0.00	0.00	0.00	0.00	0.00	0.00
05.050 Total Expenditure and Other Financing Uses	2,240,398.00	1,850,704.32	(389,693.68)	21,164,847.00	20,329,207.52	(835,639.48)
06.010 Excess Rev & Oth Financing Sources over(under) Exp & Oth F	(11,029.00)	5,585,091.71	5,596,120.71	561,042.00	2,368,670.37	1,807,628.37
07.010 Cash Balance-July1 -Excluding Proposed Renew/Replace & New	0.00	6,011,427.03	6,011,427.03	9,227,848.37	9,227,848.37	0.00
07.020 Cash Balance June 30	(11,029.00)	11,596,518.74	11,607,547.74	9,788,890.37	11,596,518.74	1,807,628.37
08.010 Estimated Encumbrances June 30	(50,000.00)	912,859.45	962,859.45	750,000.00	912,859.45	162,859.45

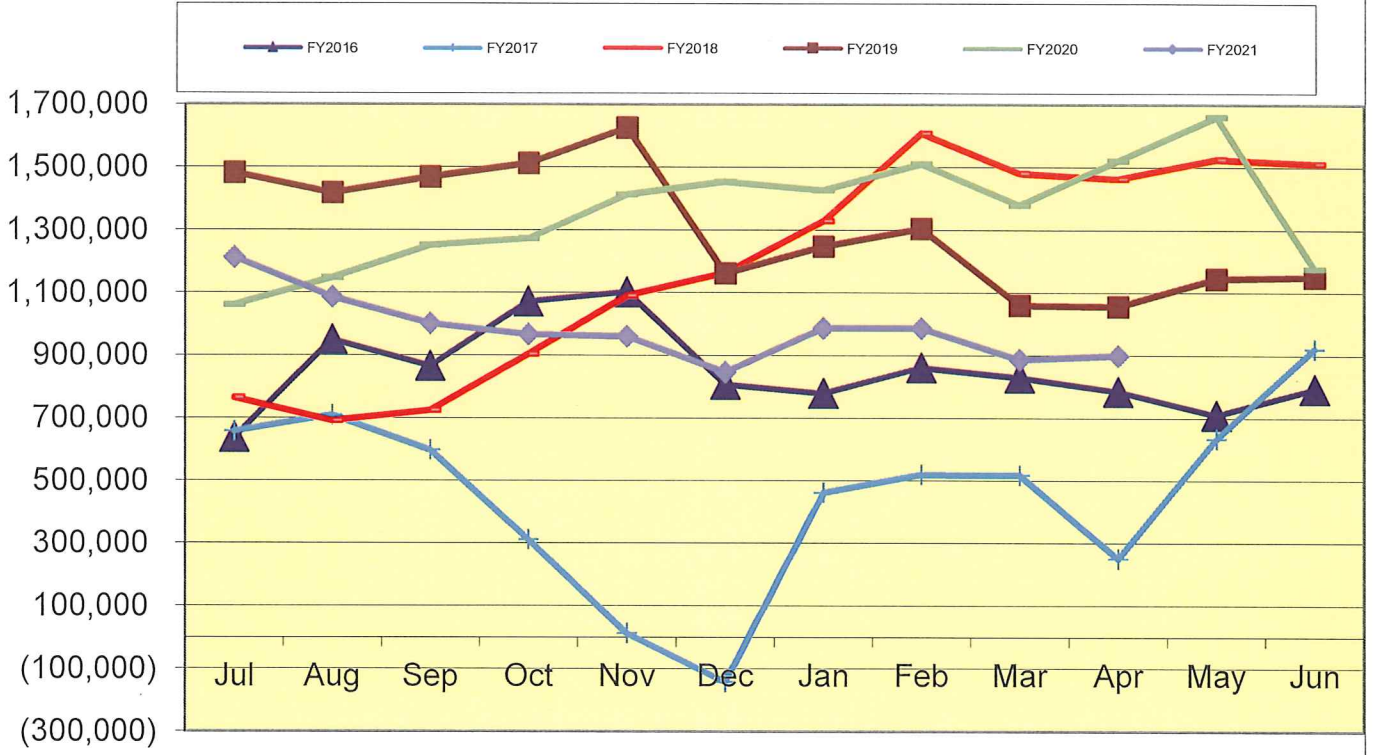
Lexington Local Schools General Fund Cash Balance



Lexington Local Schools Food Service Fund Cash Balance



Lexington Local Schools Employee Benefits Fund Cash Balance



Lexington Local Schools

**Permanent Improvement Fund
4/30/2021**

	Budgeted Amount	Actual Fiscal Year Expended	Current Encumbrances	Expenses / Encumbrances Over/Under Estimate	Remaining Estimated PI Project Costs
Instruction and Administration					
Western Elementary Equipment/Materials	\$ 8,765.81	\$ 8,700.20	\$ 28.68	\$36.93	\$36.93
Central Elementary Equipment/Materials	\$ 2,190.60	\$ 370.69	\$ 446.70	\$1,373.21	\$1,373.21
Eastern Elementary Equipment/Materials	\$ 159.08	\$ 159.08	\$ -	\$0.00	\$0.00
Eastern Vocab Power Plus	\$ 2,424.93	\$ -	\$ -	\$2,424.93	\$2,424.93
Central PE Equipment	\$ 1,000.00	\$ -	\$ -	\$1,000.00	\$1,000.00
Central Tables	\$ 356.36	\$ -	\$ -	\$356.36	\$356.36
Western Office Chair	\$ 204.60	\$ 204.60	\$ -	\$0.00	\$0.00
Western Teacher Chair	\$ 223.94	\$ 211.86	\$ -	\$12.08	\$12.08
Office Furniture	\$ 1,614.00	\$ 1,614.00	\$ -	\$0.00	\$0.00
Central Shelving	\$ 604.58	\$ 577.84	\$ -	\$26.74	\$26.74
Central Desk Open Front	\$ 344.92	\$ 344.92	\$ -	\$0.00	\$0.00
Central Classroom Chair	\$ 708.00	\$ -	\$ 708.00	\$0.00	\$0.00
Western Portable Screenflex Partition	\$ 1,706.99	\$ 1,706.99	\$ -	\$0.00	\$0.00
JH/HS Music Stands	\$ 2,700.00	\$ 2,700.00	\$ -	\$0.00	\$0.00
Maintenance					
New Road Salt Storage	\$ 14,000.00	\$ 9,221.02	\$ 4,778.98	\$0.00	\$0.00
Elementary A/C	\$ 19,795.88	\$ 19,795.88	\$ -	\$0.00	\$0.00
Maintenance Sanitizer Sprayers	\$ 6,039.30	\$ 1,917.91	\$ 1,600.00	\$2,521.39	\$2,521.39
Electrostatic Sanitizer Sprayers	\$ 1,600.00	\$ 1,600.00	\$ -	\$0.00	\$0.00
HS Fencing	\$ 7,740.00	\$ 7,740.00	\$ -	\$0.00	\$0.00
Maintenance Tractor w/Dump Bed Kit	\$ 11,391.00	\$ -	\$ 11,391.00	\$0.00	\$0.00
Maintenance Water Wheel	\$ 9,266.00	\$ -	\$ 9,266.00	\$0.00	\$0.00
Transportation					
New bus	\$ 50,923.29	\$ 46,923.29	\$ -	\$4,000.00	\$4,000.00
Electrostatic Sanitizer Sprayers	\$ 1,600.00	\$ -	\$ 1,600.00	\$0.00	\$0.00
Bus Fuel Tank	\$ 9,048.00	\$ 9,048.00	\$ -	\$0.00	\$0.00
New Portable Radios	\$ 1,632.00	\$ -	\$ 1,632.00	\$0.00	\$0.00
Bus Fuel Tank Removal and Installation	\$ 40,000.00	\$ -	\$ 40,000.00	\$0.00	\$0.00
Technology					
Computers, servers, tech equip., etc.	\$ 350,000.00	\$ 264,049.55	\$ 5,306.02	\$80,644.43	\$80,644.43
Food Service					
Food Service Equipment	\$ 3,880.00	\$ 3,920.00	\$ -	(\$40.00)	\$0.00
Athletics and Student Activities					
HS Athletics Equipment	\$ 10,000.00	\$ 10,000.00	\$ -	\$0.00	\$0.00
Athletics Fencing	\$ 1,411.75	\$ 1,411.75	\$ -	\$0.00	\$0.00
Fees					
Tax Collection Fees	\$ 14,500.00	\$ 12,057.02	\$ -	\$2,442.98	\$2,442.98
Totals					
	Budgeted Amount	Actual Fiscal Year Expended	Current Encumbrances	Expenses / Encumbrances Over/Under Estimate	Remaining Estimated PI Project Costs
Totals	\$ 575,831.03	\$ 404,274.60	\$ 76,757.38	\$94,799.05	\$94,839.05
Total Budgeted	\$ 575,831.03				
Actual Cash Balance 7/1/20	\$ 148,007.09				
Revenues FY21 - Taxes from levy	\$ 696,441.05				
Expenditures FY21	\$ (404,274.60)				
Current Cash Balance	\$440,173.54				
Current Encumbrances	\$ (76,757.38)				
Available Balance	\$363,416.16				

Remaining Estimated Revenues FY21 - Taxes from levy	\$ -
Less: Remaining Estimated PI Project Costs	(\$94,839.05)
6/30/21 Estimated Carryover	\$ 268,577.11

Lexington Local Schools

Food Service Fund 2020-21 vs. 2019-2020 vs. 2018-2019

							Beginning Balance 7/1/20	\$ 3,725
2020-2021 Through 4/30/21								
Revenues	District-Wide	High School	Junior High	Eastern	Central	Western	Total	
Student Type A, Ezipay, Misc	\$ -	\$ (1,788)	\$ (190)	\$ 6	\$ 1,013	\$ 547	\$ (412)	
Student Break, Milk & A La Carte	\$ -	\$ 13,774	\$ 3,897	\$ 3,912	\$ 2,795	\$ 1,499	\$ 25,877	
Adult & Misc revenues	\$ 3,123	\$ 1,969	\$ 744	\$ 782	\$ 380	\$ 73	\$ 7,071	
State Reimb	\$ -	\$ -	\$ -	\$ -	\$ -	\$ -	\$ -	
Federal Reimb	\$ -	\$ 112,331	\$ 88,025	\$ 107,869	\$ 109,692	\$ 91,154	\$ 509,071	
Transfer In	\$ -	\$ -	\$ -	\$ -	\$ -	\$ -	\$ -	
Total Revenues	\$ 3,123	\$ 126,286	\$ 92,476	\$ 112,569	\$ 113,880	\$ 93,273	\$ 541,607	
Expenses								
Wages	\$ 33,305	\$ 73,381	\$ 40,189	\$ 30,215	\$ 24,141	\$ 24,180	\$ 225,411	
Severance	\$ -	\$ -	\$ -	\$ -	\$ -	\$ -	\$ -	
Retirement	\$ 8,918	\$ 16,520	\$ 5,626	\$ 7,582	\$ 5,100	\$ 4,193	\$ 47,939	
Medical	\$ 18,012	\$ 43,817	\$ 13,797	\$ 30,020	\$ 11,902	\$ -	\$ 117,548	
Life, Dent, MC, WC	\$ 1,043	\$ 2,625	\$ 1,897	\$ 1,255	\$ 735	\$ 308	\$ 7,863	
Purch Serv, Repairs, Phone, Post	\$ 2,397	\$ 830	\$ 579	\$ 1,617	\$ 674	\$ 320	\$ 6,417	
Supplies	\$ 6,159	\$ 65,182	\$ 21,768	\$ 33,332	\$ 14,328	\$ 27,240	\$ 168,009	
Food Costs	\$ -	\$ -	\$ -	\$ -	\$ -	\$ -	\$ -	
Equipment	\$ -	\$ -	\$ -	\$ -	\$ -	\$ -	\$ -	
Other Costs	\$ -	\$ -	\$ -	\$ -	\$ -	\$ -	\$ -	
Total Expenses	\$ 69,834	\$ 202,355	\$ 83,856	\$ 104,021	\$ 56,880	\$ 56,241	\$ 573,187	
Net Gain (Loss)	\$ (66,711)	\$ (76,069)	\$ 8,620	\$ 8,548	\$ 57,000	\$ 37,032	\$ (31,580)	
							Ending Cash Balance 4/30/21	\$ (27,855)

							Beginning Balance 7/1/19	\$ (2,391)
2019-2020 Through 4/30/20								
Revenues	District-Wide	High School	Junior High	Eastern	Central	Western	Total	
Student Type A, Ezipay, Misc	\$ -	\$ 60,734	\$ 29,289	\$ 33,348	\$ 32,280	\$ 22,788	\$ 178,439	
Student Break, Milk & A La Carte	\$ -	\$ 29,956	\$ 8,885	\$ 8,119	\$ 5,951	\$ 5,158	\$ 58,069	
Adult & Misc revenues	\$ 3,675	\$ 3,946	\$ 884	\$ 1,650	\$ 1,260	\$ 1,065	\$ 12,480	
State Reimb	\$ -	\$ -	\$ -	\$ -	\$ -	\$ -	\$ -	
Federal Reimb	\$ -	\$ 52,514	\$ 37,161	\$ 60,518	\$ 53,087	\$ 35,717	\$ 238,997	
Transfer In	\$ -	\$ -	\$ -	\$ -	\$ -	\$ -	\$ -	
Total Revenues	\$ 3,675	\$ 147,150	\$ 76,219	\$ 103,635	\$ 92,578	\$ 64,728	\$ 487,985	
Expenses								
Wages	\$ 41,210	\$ 92,042	\$ 49,153	\$ 37,115	\$ 29,136	\$ 30,038	\$ 278,694	
Severance	\$ -	\$ -	\$ -	\$ -	\$ -	\$ -	\$ -	
Retirement	\$ 9,995	\$ 15,574	\$ 7,002	\$ 9,434	\$ 5,135	\$ 5,386	\$ 52,526	
Medical	\$ 21,896	\$ 39,300	\$ 13,656	\$ 29,712	\$ 9,778	\$ -	\$ 114,342	
Life, Dent, MC, WC	\$ 1,367	\$ 3,374	\$ 2,276	\$ 1,590	\$ 986	\$ 559	\$ 10,152	
Purch Serv, Repairs, Phone, Post	\$ 2,541	\$ 5,809	\$ 999	\$ 594	\$ 1,688	\$ 958	\$ 12,589	
Supplies	\$ 3,674	\$ -	\$ -	\$ -	\$ -	\$ -	\$ 3,674	
Food Costs	\$ -	\$ 52,635	\$ 25,806	\$ 40,813	\$ 14,056	\$ 11,280	\$ 144,590	
Equipment	\$ -	\$ -	\$ -	\$ -	\$ -	\$ -	\$ -	
Other Costs	\$ -	\$ -	\$ -	\$ -	\$ -	\$ -	\$ -	
Total Expenses	\$ 80,683	\$ 208,734	\$ 98,892	\$ 119,258	\$ 60,779	\$ 48,221	\$ 616,567	
Net Gain (Loss)	\$ (77,008)	\$ (61,584)	\$ (22,673)	\$ (15,623)	\$ 31,799	\$ 16,507	\$ (128,582)	
							Ending Cash Balance 4/30/20	\$ (130,973)

							Beginning Balance 7/1/18	\$ 4,848
2018-2019 Through 4/30/19								
Revenues	District-Wide	High School	Junior High	Eastern	Central	Western	Total	
Student Type A, Ezipay, Misc	\$ -	\$ 80,455	\$ 38,016	\$ 40,890	\$ 34,891	\$ 29,584	\$ 223,836	
Student Break, Milk & A La Carte	\$ -	\$ 43,726	\$ 13,004	\$ 8,716	\$ 6,223	\$ 5,700	\$ 77,369	
Adult & Misc revenues	\$ 7,406	\$ 3,891	\$ 774	\$ 1,853	\$ 1,370	\$ 1,124	\$ 16,418	
State Reimb	\$ -	\$ 1,190	\$ 865	\$ 1,514	\$ 974	\$ 865	\$ 5,408	
Federal Reimb	\$ -	\$ 42,765	\$ 30,350	\$ 54,029	\$ 34,189	\$ 30,675	\$ 192,008	
Transfer In	\$ -	\$ -	\$ -	\$ -	\$ -	\$ -	\$ -	
Total Revenues	\$ 7,406	\$ 172,027	\$ 83,009	\$ 107,002	\$ 77,647	\$ 67,948	\$ 515,039	
Expenses								
Wages	\$ 40,402	\$ 92,984	\$ 46,701	\$ 32,997	\$ 29,435	\$ 29,369	\$ 271,888	
Severance	\$ -	\$ -	\$ -	\$ -	\$ -	\$ -	\$ -	
Retirement	\$ 9,713	\$ 16,123	\$ 8,215	\$ 8,167	\$ 5,669	\$ 5,140	\$ 53,027	
Medical	\$ 21,750	\$ 35,447	\$ 15,940	\$ 26,211	\$ 6,023	\$ -	\$ 105,371	
Life, Dent, MC, WC	\$ 1,336	\$ 3,407	\$ 2,122	\$ 1,478	\$ 1,025	\$ 592	\$ 9,960	
Purch Serv, Repairs, Phone, Post	\$ 2,737	\$ 1,167	\$ 1,507	\$ 657	\$ 472	\$ 595	\$ 7,135	
Supplies	\$ 3,419	\$ 52,461	\$ 26,460	\$ 41,294	\$ 11,710	\$ 11,314	\$ 146,658	
Food Costs	\$ -	\$ -	\$ -	\$ -	\$ -	\$ -	\$ -	
Equipment	\$ 132	\$ -	\$ -	\$ -	\$ -	\$ -	\$ 132	
Other Costs	\$ -	\$ -	\$ -	\$ -	\$ -	\$ -	\$ -	
Total Expenses	\$ 79,489	\$ 201,589	\$ 100,945	\$ 110,804	\$ 54,334	\$ 47,010	\$ 594,171	
Net Gain (Loss)	\$ (72,083)	\$ (29,562)	\$ (17,936)	\$ (3,802)	\$ 23,313	\$ 20,938	\$ (79,132)	
							Ending Cash Balance 4/30/19	\$ (74,284)

Start Date: 4/1/2021

End Date: 4/30/2021

LEXINGTON LOCAL SCHOOLS

Disbursement Summary Report

Reference Number	Check Number	Type	Date	Name	Vendor #	Status	Reconcile Date	Void Date	Amount
37660		0 ACCOUNTS_P AYABLE	4/23/2021	MEMO-MID OHIO ESC	900069	RECONCILED	4/23/2021		\$ 4,084.36
37531	89544	ACCOUNTS_P AYABLE	4/12/2021	ALFRED NICKLES BAKERY	613	RECONCILED	4/16/2021		795.84
37558	89545	ACCOUNTS_P AYABLE	4/12/2021	AMANDA BADERTSCH ER	13224	RECONCILED	4/21/2021		100.00
37536	89546	ACCOUNTS_P AYABLE	4/12/2021	AMAZON CAPITAL SERVICES	13575	RECONCILED	4/19/2021		1,117.43
37546	89547	ACCOUNTS_P AYABLE	4/12/2021	AMERICAN EXPRESS	10314	RECONCILED	4/19/2021		95.92
37563	89548	ACCOUNTS_P AYABLE	4/12/2021	APPLE INC.	10524	VOID		4/12/2021	350.00
37547	89549	ACCOUNTS_P AYABLE	4/12/2021	ASHLEY N MCLAUGHLI N	13599	RECONCILED	4/19/2021		220.00
37543	89550	ACCOUNTS_P AYABLE	4/12/2021	BIO CORPORATIO N	7345	RECONCILED	4/23/2021		1,176.32
37556	89551	ACCOUNTS_P AYABLE	4/12/2021	BIOMETRIC INFORMATIO N	9984	RECONCILED	4/21/2021		800.00
37568	89552	ACCOUNTS_P AYABLE	4/12/2021	BLICK ART MATERIALS	153	RECONCILED	4/19/2021		969.20
37571	89553	ACCOUNTS_P AYABLE	4/12/2021	BRICKER & ECKLER LLP	10997	RECONCILED	4/16/2021		1,500.00
37535	89554	ACCOUNTS_P AYABLE	4/12/2021	BRIDGEWAY ACADEMY	11513	RECONCILED	4/21/2021		5,550.00
37530	89555	ACCOUNTS_P AYABLE	4/12/2021	CAROLINA BIOLOGICAL SUPPLY CO.	171	RECONCILED	4/20/2021		12.74
37549	89556	ACCOUNTS_P AYABLE	4/12/2021	CDW-G GOVERNMEN T, INC.	7886	RECONCILED	4/21/2021		220.17
37545	89557	ACCOUNTS_P AYABLE	4/12/2021	CLEARWATE R SYSTEMS	6230	RECONCILED	4/20/2021		198.60
37567	89558	ACCOUNTS_P AYABLE	4/12/2021	CULLIGAN QUALITY WATER	610	RECONCILED	4/16/2021		74.00
37551	89559	ACCOUNTS_P AYABLE	4/12/2021	HEALTHCAR E BILLING SERVICES	11018	RECONCILED	4/20/2021		434.95
37569	89560	ACCOUNTS_P AYABLE	4/12/2021	HEINEMANN	2615	RECONCILED	4/20/2021		643.50
37570	89561	ACCOUNTS_P AYABLE	4/12/2021	ITsavvy	10601	RECONCILED	4/20/2021		2,381.00
37572	89562	ACCOUNTS_P AYABLE	4/12/2021	JOSTENS	10830	RECONCILED	4/16/2021		540.95
37544	89563	ACCOUNTS_P AYABLE	4/12/2021	KELL ACE HARDWARE	8329	RECONCILED	4/16/2021		461.35
37564	89564	ACCOUNTS_P AYABLE	4/12/2021	KYRSTIN KENTOSH	13414	OUTSTANDIN G			25.00
37540	89565	ACCOUNTS_P AYABLE	4/12/2021	MAKE MUSIC INC	7208	OUTSTANDIN G			1,360.00
37537	89566	ACCOUNTS_P AYABLE	4/12/2021	MANSFIELD- RICHLAND AREA	3537	RECONCILED	4/16/2021		250.00
37560	89567	ACCOUNTS_P AYABLE	4/12/2021	NOVA LUNA EDUC & CONSULTIN G	11942	RECONCILED	4/16/2021		972.00
37550	89568	ACCOUNTS_P AYABLE	4/12/2021	OHIO DEPART. OF JOB &	935	RECONCILED	4/19/2021		246.12

Start Date: 4/1/2021

End Date: 4/30/2021

LEXINGTON LOCAL SCHOOLS Disbursement Summary Report

Reference Number	Check Number	Type	Date	Name	Vendor #	Status	Reconcile Date	Void Date	Amount
37555	89569	ACCOUNTS_P AYABLE	4/12/2021	FAMILY OHIO HIGH SCHOOL	1039	RECONCILED	4/23/2021		\$ 125.00
37533	89570	ACCOUNTS_P AYABLE	4/12/2021	ATH. ASSOC. ORIENTAL TRADING COMPANY, INC.	5777	RECONCILED	4/19/2021		153.70
37554	89571	ACCOUNTS_P AYABLE	4/12/2021	QUENCH USA INC	9919	RECONCILED	4/20/2021		39.14
37534	89572	ACCOUNTS_P AYABLE	4/12/2021	RENHILL GROUP, INC.	10075	RECONCILED	4/19/2021		10,085.21
37561	89573	ACCOUNTS_P AYABLE	4/12/2021	RIVER EDUCATION SERVICES INC	13290	RECONCILED	4/23/2021		19,575.00
37566	89574	ACCOUNTS_P AYABLE	4/12/2021	SC STRATEGIC SOLUTIONS LLC	12178	RECONCILED	4/20/2021		115.20
37541	89575	ACCOUNTS_P AYABLE	4/12/2021	SCHOOL SPECIALTY	6538	RECONCILED	4/20/2021		9.48
37552	89576	ACCOUNTS_P AYABLE	4/12/2021	SHOOK CONSTRUCTI ON CO	13525	RECONCILED	4/19/2021		1,574,923.16
37559	89577	ACCOUNTS_P AYABLE	4/12/2021	SKETCH FOR SCHOOLS	11640	RECONCILED	4/20/2021		136.00
37532	89578	ACCOUNTS_P AYABLE	4/12/2021	SMITHFOOD S, INC	11797	RECONCILED	4/22/2021		4,528.61
37557	89579	ACCOUNTS_P AYABLE	4/12/2021	STANTON SHEET MUSIC	22	RECONCILED	4/16/2021		98.64
37539	89580	ACCOUNTS_P AYABLE	4/12/2021	STOODT'S FRESH MARKET	13591	RECONCILED	4/16/2021		180.55
37553	89581	ACCOUNTS_P AYABLE	4/12/2021	THE ESKEN GROUP, LLC	13446	RECONCILED	4/19/2021		2,722.50
37565	89582	ACCOUNTS_P AYABLE	4/12/2021	TIMEWARE, INC.	9824	RECONCILED	4/20/2021		776.00
37548	89583	ACCOUNTS_P AYABLE	4/12/2021	TREASURER STATE OF OHIO	5996	RECONCILED	4/16/2021		72.50
37562	89584	ACCOUNTS_P AYABLE	4/12/2021	TRUCK SALES & SERVICE, INC.	8892	RECONCILED	4/19/2021		3,702.78
37542	89585	ACCOUNTS_P AYABLE	4/12/2021	VS ATHLETICS	10522	RECONCILED	4/19/2021		309.02
37538	89586	ACCOUNTS_P AYABLE	4/12/2021	WASHINGTON AUTO PARTS	13295	RECONCILED	4/21/2021		1,197.06
37573	89587	ACCOUNTS_P AYABLE	4/12/2021	AMERICAN EXPRESS	10314	RECONCILED	4/19/2021		350.00
37584	89588	ACCOUNTS_P AYABLE	4/19/2021	TRANSPORTA TION ACCESSORIE S CO.	819	RECONCILED	4/27/2021		2,178.81
37599	89589	ACCOUNTS_P AYABLE	4/19/2021	POST MASTER	918	OUTSTANDIN G			110.00
37596	89590	ACCOUNTS_P AYABLE	4/19/2021	RENWICK, WELSH & BURTON	933	RECONCILED	4/26/2021		4,515.00
37586	89591	ACCOUNTS_P AYABLE	4/19/2021	M-F ATHLETIC	1741	RECONCILED	4/26/2021		1,105.00
37608	89592	ACCOUNTS_P AYABLE	4/19/2021	HEINEMANN	2615	RECONCILED	4/26/2021		588.60

Start Date: 4/1/2021

End Date: 4/30/2021

LEXINGTON LOCAL SCHOOLS

Disbursement Summary Report

Reference Number	Check Number	Type	Date	Name	Vendor #	Status	Reconcile Date	Void Date	Amount
37579	89593	ACCOUNTS_P AYABLE	4/19/2021	FORGET-ME- NOT FLOWER SHOP, INC.	5460	RECONCILED	4/23/2021		\$ 82.50
37583	89594	ACCOUNTS_P AYABLE	4/19/2021	CARDINAL BUS SALES & SERVICE	6515	RECONCILED	4/23/2021		831.27
37589	89595	ACCOUNTS_P AYABLE	4/19/2021	MICHELLE RASTETTER	6808	RECONCILED	4/23/2021		375.00
37597	89596	ACCOUNTS_P AYABLE	4/19/2021	SALLY GIEFER	6996	RECONCILED	4/22/2021		1,393.55
37594	89597	ACCOUNTS_P AYABLE	4/19/2021	KRISTA ALEXANDER	7465	RECONCILED	4/22/2021		211.83
37593	89598	ACCOUNTS_P AYABLE	4/19/2021	DAVID A. BOND	8715	OUTSTANDIN G			90.72
37605	89599	ACCOUNTS_P AYABLE	4/19/2021	CBIZ BENEFITS & INSURANCE	8780	RECONCILED	4/26/2021		2,750.00
37591	89600	ACCOUNTS_P AYABLE	4/19/2021	ROBERT J TOMMELLEO	8823	RECONCILED	4/19/2021		27.44
37598	89601	ACCOUNTS_P AYABLE	4/19/2021	BENJAMIN BALL	9588	RECONCILED	4/22/2021		30.80
37603	89602	ACCOUNTS_P AYABLE	4/19/2021	COLE DISTRIBUTIN G	9752	RECONCILED	4/23/2021		143.36
37609	89603	ACCOUNTS_P AYABLE	4/19/2021	ROXANNE DRUESCHLE R	10172	RECONCILED	4/22/2021		286.00
37592	89604	ACCOUNTS_P AYABLE	4/19/2021	AMERICAN EXPRESS	10314	RECONCILED	4/26/2021		409.32
37581	89605	ACCOUNTS_P AYABLE	4/19/2021	SAFELITE FULLFILLME NT INC	10529	RECONCILED	4/27/2021		288.93
37588	89606	ACCOUNTS_P AYABLE	4/19/2021	ELIZABETH A. RIEGEL	10733	RECONCILED	4/23/2021		700.00
37604	89607	ACCOUNTS_P AYABLE	4/19/2021	O.E. MEYER COMPANY	10829	OUTSTANDIN G			6.82
37602	89608	ACCOUNTS_P AYABLE	4/19/2021	THE REHAB CENTER	11246	RECONCILED	4/27/2021		298.50
37607	89609	ACCOUNTS_P AYABLE	4/19/2021	CAIN GRAPHICS AND SCREEN PRINTING	11279	RECONCILED	4/23/2021		200.00
37585	89610	ACCOUNTS_P AYABLE	4/19/2021	BRIDGEWAY ACADEMY	11513	RECONCILED	4/27/2021		2,120.00
37600	89611	ACCOUNTS_P AYABLE	4/19/2021	TODD SCHEIBER	11815	OUTSTANDIN G			43.68
37601	89612	ACCOUNTS_P AYABLE	4/19/2021	ABC ERATE, LLC	13004	RECONCILED	4/26/2021		2,506.87
37580	89613	ACCOUNTS_P AYABLE	4/19/2021	JAMES HAYES	13087	OUTSTANDIN G			776.28
37587	89614	ACCOUNTS_P AYABLE	4/19/2021	EJ THERAPY INC	13137	RECONCILED	4/27/2021		54,036.25
37590	89615	ACCOUNTS_P AYABLE	4/19/2021	OHIOHEALT H/WORKHEA LTH	13457	RECONCILED	4/26/2021		99.00
37595	89616	ACCOUNTS_P AYABLE	4/19/2021	FINLEY'S FACILITIES SERVICES	13571	RECONCILED	4/27/2021		400.58
37582	89617	ACCOUNTS_P AYABLE	4/19/2021	AMAZON CAPITAL SERVICES	13575	RECONCILED	4/26/2021		615.51
37606	89618	ACCOUNTS_P AYABLE	4/19/2021	LINDSAY BROKAW	13598	RECONCILED	4/22/2021		525.00
37610	89619	ACCOUNTS_P AYABLE	4/19/2021	POST MASTER	918	RECONCILED	4/28/2021		165.00
37635	89620	ACCOUNTS_P	4/21/2021	BURNING	10587	OUTSTANDIN			300.00

Start Date: 4/1/2021

End Date: 4/30/2021

LEXINGTON LOCAL SCHOOLS Disbursement Summary Report

Reference Number	Check Number	Type	Date	Name	Vendor #	Status	Reconcile Date	Void Date	Amount
		AYABLE		RIVER LIFTS AND		G			
37633	89621	ACCOUNTS_P AYABLE	4/21/2021	AMAZON CAPITAL SERVICES	13575	RECONCILED	4/27/2021		\$ 365.60
37620	89622	ACCOUNTS_P AYABLE	4/21/2021	BAKER VEHICLE SYSTEMS, INC.	6088	RECONCILED	4/27/2021		3,067.50
37632	89623	ACCOUNTS_P AYABLE	4/21/2021	CARDINAL RENTAL & SALES, LTD	8777	OUTSTANDIN G			386.40
37631	89624	ACCOUNTS_P AYABLE	4/21/2021	CAROTHERS PEST CONTROL LLC	13062	OUTSTANDIN G			190.00
37628	89625	ACCOUNTS_P AYABLE	4/21/2021	DRAIN PRO	11678	OUTSTANDIN G			475.00
37625	89626	ACCOUNTS_P AYABLE	4/21/2021	ELZY MILLING & TRADE LTD.	10593	RECONCILED	4/27/2021		46.50
37630	89627	ACCOUNTS_P AYABLE	4/21/2021	FAMOUS ENTERPRISE S, INC	11498	RECONCILED	4/26/2021		180.22
37622	89628	ACCOUNTS_P AYABLE	4/21/2021	GRAINGER	5843	RECONCILED	4/26/2021		367.04
37629	89629	ACCOUNTS_P AYABLE	4/21/2021	HD SUPPLY FACILITIES	6504	RECONCILED	4/30/2021		333.43
37634	89630	ACCOUNTS_P AYABLE	4/21/2021	ITsavvy	10601	RECONCILED	4/27/2021		3,925.75
37626	89631	ACCOUNTS_P AYABLE	4/21/2021	LESCH BATTERY & POWER	9943	RECONCILED	4/23/2021		43.01
37624	89632	ACCOUNTS_P AYABLE	4/21/2021	LEXINGTON CONCRETE &	273	RECONCILED	4/26/2021		29.00
37621	89633	ACCOUNTS_P AYABLE	4/21/2021	MENARDS	10810	RECONCILED	4/26/2021		110.12
37627	89634	ACCOUNTS_P AYABLE	4/21/2021	ML TECH SERVICES LLC	10525	OUTSTANDIN G			460.00
37617	89635	ACCOUNTS_P AYABLE	4/21/2021	RUMPKE	11508	OUTSTANDIN G			1,149.04
37623	89636	ACCOUNTS_P AYABLE	4/21/2021	SCHMIDT SECURITY	7215	RECONCILED	4/28/2021		129.71
37616	89637	ACCOUNTS_P AYABLE	4/21/2021	SHAR PRODUCTS CO	11549	RECONCILED	4/26/2021		2,007.66
37619	89638	ACCOUNTS_P AYABLE	4/21/2021	SIESEL DISTRIBUTIN G	10297	RECONCILED	4/26/2021		1,176.80
37618	89639	ACCOUNTS_P AYABLE	4/21/2021	WOLFF BROS. SUPPLY, INC.	8585	RECONCILED	4/26/2021		781.12
37636	89640	ACCOUNTS_P AYABLE	4/21/2021	GRADY ENTERPRISE S, INC.	9664	OUTSTANDIN G			1,066.22
37637	89641	ACCOUNTS_P AYABLE	4/22/2021	AMERICAN ELECTRIC POWER	701	RECONCILED	4/29/2021		21,934.76
37639	89642	ACCOUNTS_P AYABLE	4/22/2021	CINDY COWLES	11515	OUTSTANDIN G			950.82
37638	89643	ACCOUNTS_P AYABLE	4/22/2021	COLUMBIA GAS	11662	OUTSTANDIN G			4,002.08
37640	89644	ACCOUNTS_P AYABLE	4/22/2021	DIRECT ENERGY BUSINESS	11543	RECONCILED	4/28/2021		6,615.44

Start Date: 4/1/2021

End Date: 4/30/2021

LEXINGTON LOCAL SCHOOLS

Disbursement Summary Report

Reference Number	Check Number	Type	Date	Name	Vendor #	Status	Reconcile Date	Void Date	Amount
37641	89645	ACCOUNTS_P AYABLE	4/22/2021	JESSICA DUFFEY	11215	OUTSTANDIN G			\$ 660.00
37642	89646	ACCOUNTS_P AYABLE	4/22/2021	KAYLA HEIMANN	10476	RECONCILED	4/26/2021		660.00
37643	89647	ACCOUNTS_P AYABLE	4/22/2021	NORTH CENTRAL OHIO ESC	9382	RECONCILED	4/27/2021		4,358.32
37644	89648	ACCOUNTS_P AYABLE	4/22/2021	OHIO DEPART. OF JOB & FAMILY	935	RECONCILED	4/28/2021		48.66
37645	89649	ACCOUNTS_P AYABLE	4/22/2021	OHIO.NET INTERNET PROVIDERS	13038	RECONCILED	4/27/2021		491.05
37646	89650	ACCOUNTS_P AYABLE	4/22/2021	SCHOOL HEALTH CORPORATIO N	7533	RECONCILED	4/28/2021		1,096.18
37647	89651	ACCOUNTS_P AYABLE	4/22/2021	STEALTH PARTNER GROUP	13604	RECONCILED	4/26/2021		44,717.20
37648	89652	ACCOUNTS_P AYABLE	4/22/2021	U.S. BANK EQUIPMENT FINANCE	7814	OUTSTANDIN G			3,078.69
37652	89653	ACCOUNTS_P AYABLE	4/23/2021	AMANDA BADERTSCH ER	13224	OUTSTANDIN G			140.00
37650	89654	ACCOUNTS_P AYABLE	4/23/2021	AMAZON CAPITAL SERVICES	13575	OUTSTANDIN G			65.90
37659	89655	ACCOUNTS_P AYABLE	4/23/2021	ASHLEY N MCLAUGHLI N	13599	RECONCILED	4/30/2021		160.00
37651	89656	ACCOUNTS_P AYABLE	4/23/2021	AWARDSMIT H	1370	OUTSTANDIN G			246.50
37654	89657	ACCOUNTS_P AYABLE	4/23/2021	COLE DISTRIBUTIN G	9752	RECONCILED	4/30/2021		1,744.90
37658	89658	ACCOUNTS_P AYABLE	4/23/2021	DAWN LOHR	7379	OUTSTANDIN G			49.00
37667	89659	ACCOUNTS_P AYABLE	4/23/2021	ELIZABETH A. RIEGEL	10733	OUTSTANDIN G			300.00
37655	89660	ACCOUNTS_P AYABLE	4/23/2021	GOPHER	6300	OUTSTANDIN G			198.78
37656	89661	ACCOUNTS_P AYABLE	4/23/2021	JAMES HAYES	13087	OUTSTANDIN G			776.28
37653	89662	ACCOUNTS_P AYABLE	4/23/2021	KELLI CATANESE	13368	RECONCILED	4/30/2021		140.00
37661	89663	ACCOUNTS_P AYABLE	4/23/2021	MID-OHIO ED. SERVICE CENTER	69	RECONCILED	4/29/2021		80.00
37668	89664	ACCOUNTS_P AYABLE	4/23/2021	MITCHELL L STAPLES	10230	OUTSTANDIN G			580.00
37662	89665	ACCOUNTS_P AYABLE	4/23/2021	NASSP/NHS	905	OUTSTANDIN G			26.35
37664	89666	ACCOUNTS_P AYABLE	4/23/2021	RENHILL GROUP, INC.	10075	OUTSTANDIN G			6,032.31
37665	89667	ACCOUNTS_P AYABLE	4/23/2021	RICHLAND CO. JUVENILE COURT	6082	OUTSTANDIN G			495.00
37657	89668	ACCOUNTS_P AYABLE	4/23/2021	RYAN KNUCKLES	10079	RECONCILED	4/28/2021		115.88
37666	89669	ACCOUNTS_P AYABLE	4/23/2021	SEDGWICK CLAIMS MANAGEME	13632	RECONCILED	4/29/2021		3,525.00

LEXINGTON LOCAL SCHOOLS Disbursement Summary Report

Reference Number	Check Number	Type	Date	Name	Vendor #	Status	Reconcile Date	Void Date	Amount
37669	89670	ACCOUNTS_P AYABLE	4/23/2021	NT SERVICES, INC. ST.PETER'S HIGH SCHOOL	3576	OUTSTANDIN G			\$ 2,776.00
37670	89671	ACCOUNTS_P AYABLE	4/23/2021	TEAM SPORTS, INC	11017	OUTSTANDIN G			300.00
37663	89672	ACCOUNTS_P AYABLE	4/23/2021	TIFFANY PERRY	9312	OUTSTANDIN G			63.00
37671	89673	ACCOUNTS_P AYABLE	4/23/2021	UCP OF GREATER CLEVELAND	13006	OUTSTANDIN G			8,950.00
37672	89674	ACCOUNTS_P AYABLE	4/28/2021	AMAZON CAPITAL SERVICES	13575	OUTSTANDIN G			134.95
37677	89675	ACCOUNTS_P AYABLE	4/28/2021	AMY GERHARDT	10986	OUTSTANDIN G			660.00
37679	89676	ACCOUNTS_P AYABLE	4/28/2021	ASHLEY TODD	10907	OUTSTANDIN G			400.00
37674	89677	ACCOUNTS_P AYABLE	4/28/2021	CDW-G GOVERNMEN T, INC.	7886	OUTSTANDIN G			136,400.00
37675	89678	ACCOUNTS_P AYABLE	4/28/2021	CenturyLink	700	OUTSTANDIN G			865.32
37676	89679	ACCOUNTS_P AYABLE	4/28/2021	CROWN AWARDS	11471	OUTSTANDIN G			80.49
37673	89680	ACCOUNTS_P AYABLE	4/28/2021	REBECCA BIGLEY	6615	OUTSTANDIN G			202.19
37678	89681	ACCOUNTS_P AYABLE	4/28/2021	SAM'S CLUB DIRECT	5566	OUTSTANDIN G			117.42
37680	89682	ACCOUNTS_P AYABLE	4/28/2021	WAL-MART	3469	OUTSTANDIN G			583.42
37683	89683	ACCOUNTS_P AYABLE	4/30/2021	AMAZON CAPITAL SERVICES	13575	OUTSTANDIN G			199.44
37684	89684	ACCOUNTS_P AYABLE	4/30/2021	AMERICAN WHITETAILE	12168	OUTSTANDIN G			183.31
37685	89685	ACCOUNTS_P AYABLE	4/30/2021	CDW-G GOVERNMEN T, INC.	7886	OUTSTANDIN G			1,023.95
37686	89686	ACCOUNTS_P AYABLE	4/30/2021	CHARLES RITTER CO.	907	OUTSTANDIN G			188.19
37687	89687	ACCOUNTS_P AYABLE	4/30/2021	DEMCO	10564	OUTSTANDIN G			64.61
37694	89688	ACCOUNTS_P AYABLE	4/30/2021	ELIZABETH A. RIEGEL	10733	OUTSTANDIN G			300.00
37689	89689	ACCOUNTS_P AYABLE	4/30/2021	HEINEMANN	2615	OUTSTANDIN G			594.00
37688	89690	ACCOUNTS_P AYABLE	4/30/2021	JAMES HAYES	13087	OUTSTANDIN G			776.28
37691	89691	ACCOUNTS_P AYABLE	4/30/2021	M-F ATHLETIC	1741	OUTSTANDIN G			255.00
37690	89692	ACCOUNTS_P AYABLE	4/30/2021	MANSFIELD MEMORIAL PARK	5281	OUTSTANDIN G			125.00
37692	89693	ACCOUNTS_P AYABLE	4/30/2021	PIONEER CTC	1388	OUTSTANDIN G			40.00
37693	89694	ACCOUNTS_P AYABLE	4/30/2021	REALLY GOOD STUFF, INC.	6468	OUTSTANDIN G			178.64
37695	89695	ACCOUNTS_P AYABLE	4/30/2021	STANTON SHEET MUSIC	22	OUTSTANDIN G			98.25
37696	89696	ACCOUNTS_P AYABLE	4/30/2021	VERIZON WIRELESS	7415	OUTSTANDIN G			1,506.00

LEXINGTON LOCAL SCHOOLS Disbursement Summary Report

Reference Number	Check Number	Type	Date	Name	Vendor #	Status	Reconcile Date	Void Date	Amount
37697	89697	ACCOUNTS_P AYABLE	4/30/2021	LEXINGTON ATHLETIC DEPT.	3520	OUTSTANDIN G			\$ 3,955.00
37574	691647	ACCOUNTS_P AYABLE	4/12/2021	GORDON FOOD SERVICE	900652	RECONCILED	4/12/2021		16,263.61
37576	691648	ACCOUNTS_P AYABLE	4/15/2021	MEMO- S.E.R.S.	900997	RECONCILED	4/15/2021		2,951.22
37575	691649	ACCOUNTS_P AYABLE	4/15/2021	MEMO- S.T.R.S.	900998	RECONCILED	4/15/2021		6,578.42
37578	691650	PAYROLL	4/20/2021	LEXINGTON LOCAL SCHOOLS		RECONCILED	4/20/2021		560,121.17
37577	691651	PAYROLL	4/5/2021	LEXINGTON LOCAL SCHOOLS		RECONCILED	4/5/2021		590,660.99
37611	691652	ACCOUNTS_P AYABLE	4/20/2021	ANTHEM BENEFIT SERVICES	900902	RECONCILED	4/20/2021		367,209.04
37612	691653	ACCOUNTS_P AYABLE	4/20/2021	MEMO- S.E.R.S.	900997	RECONCILED	4/20/2021		2,882.64
37613	691654	ACCOUNTS_P AYABLE	4/20/2021	MEMO- S.T.R.S.	900998	RECONCILED	4/20/2021		6,578.42
37649	691657	ACCOUNTS_P AYABLE	4/23/2021	RICHLAND COUNTY AUDITOR	900360	RECONCILED	4/23/2021		158,242.43
37681	691658	ACCOUNTS_P AYABLE	4/30/2021	MEMO- S.E.R.S.	900997	RECONCILED	4/30/2021		46,434.00
37682	691659	ACCOUNTS_P AYABLE	4/30/2021	MEMO- S.T.R.S.	900998	RECONCILED	4/30/2021		123,990.00
37698	691660	ACCOUNTS_P AYABLE	4/30/2021	LEXINGTON SCHOOLS - PAYROLL	900934	RECONCILED	4/30/2021		15,545.34
Grand Total									\$ 3,899,947.58

Reporting Period: April 2021 (FY 2021)
 Start Date: 4/01/2021
 End Date: 4/30/2021

5/6/21 11:08 AM

LEXINGTON LOCAL SCHOOLS
Receipts Ledger Report

Receipt #	Line #	Date	Type	Description	Full Account Code	Amount
Fund: 001						
Receipt: 1111						
75861	1	4/7/2021	RC	Real Estate Tax - Richland	001-1111-0000-000000-000	\$ 3,763,942.97
75861	2	4/7/2021	RC	Emergency Tax - Richland	001-1111-0000-000000-000	2,401,029.99
						\$ 6,164,972.96
Receipt: 1122						
75861	6	4/7/2021	RC	Pers Prop Tax - Richland	001-1122-0000-000000-000	269,494.60
75861	7	4/7/2021	RC	Pers Prop Tax Emerg - Richland	001-1122-0000-000000-000	120,711.13
						\$ 390,205.73
Receipt: 1211						
75840	1	4/7/2021	RC	Preschool tuition	001-1211-0000-000000-500	600.00
75841	1	4/7/2021	RC	Preschool tuition	001-1211-0000-000000-500	200.00
75842	1	4/8/2021	RC	Preschool tuition	001-1211-0000-000000-500	700.00
75845	1	4/9/2021	RC	Tuition	001-1211-0000-000000-000	1,907.85
75851	1	4/12/2021	RC	Preschool tuition	001-1211-0000-000000-500	200.00
75852	1	4/13/2021	RC	Preschool tuition	001-1211-0000-000000-500	200.00
75858	1	4/14/2021	RC	Preschool tuition	001-1211-0000-000000-500	500.00
75864	1	4/15/2021	RC	Tuition	001-1211-0000-000000-000	1,907.85
75875	1	4/19/2021	RC	Tuition	001-1211-0000-000000-000	635.95
75916	1	4/21/2021	RC	Preschool tuition	001-1211-0000-000000-500	400.00
						\$ 7,251.65
Receipt: 1221						
75882	22	4/23/2021	RC	JV50 Tuition (SF-14)	001-1221-0000-000000-000	209.87
						\$ 209.87
Receipt: 1223						
75882	25	4/23/2021	RC	JV52 Tuition (SF-14)	001-1223-0000-000000-000	115.75
						\$ 115.75
Receipt: 1227						
75865	15	4/9/2021	RC	Open Enrollment Revenue	001-1227-0000-000000-000	250.83
75882	15	4/23/2021	RC	Open Enrollment Revenue	001-1227-0000-000000-000	250.84
						\$ 501.67
Receipt: 1410						
75912	1	4/30/2021	RC	Richland Bank Interest	001-1410-0000-000000-000	5,805.53
						\$ 5,805.53
Receipt: 1740						
75843	2	4/8/2021	RC	Central school fees	001-1740-0000-000000-400	28.00
75849	1	4/9/2021	RC	School fees	001-1740-0000-000000-100	450.00
75869	2	4/10/2021	RC	School Fees	001-1740-0000-000000-100	330.00
75853	2	4/13/2021	RC	Central school fees	001-1740-0000-000000-400	56.00
75854	1	4/13/2021	RC	School fees	001-1740-0000-000000-200	15.00

Reporting Period: April 2021 (FY 2021)
 Start Date: 4/01/2021
 End Date: 4/30/2021

5/6/21 11:08 AM

LEXINGTON LOCAL SCHOOLS Receipts Ledger Report

Receipt #	Line #	Date	Type	Description	Full Account Code	Amount
75859	1	4/16/2021	RC	Eastern school fees	001-1740-0000-000000-300	\$ 12.00
75871	1	4/16/2021	RC	Eastern School fees	001-1740-0000-000000-300	90.00
75884	2	4/20/2021	RC	Central school fees	001-1740-0000-000000-400	84.00
75886	1	4/21/2021	RC	School fees	001-1740-0000-000000-100	256.00
75915	2	4/21/2021	RC	Western school fees	001-1740-0000-000000-500	20.00
75889	1	4/22/2021	RC	Eastern school fees	001-1740-0000-000000-300	480.00
75893	2	4/23/2021	RC	Central school fees	001-1740-0000-000000-400	56.00
75900	1	4/28/2021	RC	Eastern school fees	001-1740-0000-000000-300	210.00
75905	1	4/28/2021	RC	School fees	001-1740-0000-000000-100	60.00
75911	2	4/30/2021	RC	Central school fees	001-1740-0000-000000-400	56.00
75914	1	4/30/2021	RC	HS Fees - Pay For It	001-1740-0000-000000-100	269.50
75914	2	4/30/2021	RC	Central Fees - Pay For It	001-1740-0000-000000-400	90.00
75914	3	4/30/2021	RC	Jr High Fees - Pay For It	001-1740-0000-000000-200	54.00
75914	4	4/30/2021	RC	Eastern Fees - Pay For It	001-1740-0000-000000-300	210.00
75914	5	4/30/2021	RC	Western Fees - Pay For It	001-1740-0000-000000-500	0.00
						\$ 2,826.50
Receipt:	1890					
75839	1	4/6/2021	RC	Jury Duty - Patrick Cannon	001-1890-0000-000000-000	100.00
75839	2	4/6/2021	RC	Restitution - Richland Co Court of Common Pleas	001-1890-0000-000000-000	327.84
75909	1	4/30/2021	RC	Jury Duty - Michelle Scaffer	001-1890-0000-000000-000	25.00
						\$ 452.84
Receipt:	3110					
75865	1	4/9/2021	RC	Opportunity Grant	001-3110-0000-000000-000	299,003.24
75865	2	4/9/2021	RC	Targeted Assistance	001-3110-0000-000000-000	32,892.64
75865	3	4/9/2021	RC	K-3 Literacy Funding	001-3110-0000-000000-000	5,948.56
75865	5	4/9/2021	RC	Limited English Prof Funding	001-3110-0000-000000-000	122.71
75865	6	4/9/2021	RC	Gifted Education Funding	001-3110-0000-000000-000	5,092.68
75865	7	4/9/2021	RC	Transportation	001-3110-0000-000000-000	22,763.69
75865	8	4/9/2021	RC	Special Education Funding	001-3110-0000-000000-000	50,084.00
75865	9	4/9/2021	RC	Graduation Bonus	001-3110-0000-000000-000	1,658.97
75865	10	4/9/2021	RC	Third Grade Reading Bonus	001-3110-0000-000000-000	994.42
75865	12	4/9/2021	RC	Enrollment Growth Supplement	001-3110-0000-000000-000	388.65
75865	13	4/9/2021	RC	Preschool Special Educ Funding	001-3110-0000-000000-000	4,916.83
75865	14	4/9/2021	RC	Special Educ Transportation	001-3110-0000-000000-000	2,333.94
75882	1	4/23/2021	RC	Opportunity Grant	001-3110-0000-000000-000	299,003.24
75882	2	4/23/2021	RC	Targeted Assistance	001-3110-0000-000000-000	32,892.64
75882	3	4/23/2021	RC	K-3 Literacy Funding	001-3110-0000-000000-000	5,948.56
75882	5	4/23/2021	RC	Limited English Prof Funding	001-3110-0000-000000-000	122.71
75882	6	4/23/2021	RC	Gifted Education Funding	001-3110-0000-000000-000	5,092.68

Reporting Period: April 2021 (FY 2021)
 Start Date: 4/01/2021
 End Date: 4/30/2021

5/6/21 11:08 AM

**LEXINGTON LOCAL SCHOOLS
 Receipts Ledger Report**

Receipt #	Line #	Date	Type	Description	Full Account Code	Amount	
75882	7	4/23/2021	RC	Transportation	001-3110-0000-000000-000	\$ 22,763.69	
75882	8	4/23/2021	RC	Special Education Funding	001-3110-0000-000000-000	50,084.00	
75882	9	4/23/2021	RC	Graduation Bonus	001-3110-0000-000000-000	1,658.97	
75882	10	4/23/2021	RC	Third Grade Reading Bonus	001-3110-0000-000000-000	994.42	
75882	12	4/23/2021	RC	Enrollment Growth Supplement	001-3110-0000-000000-000	388.65	
75882	13	4/23/2021	RC	Preschool Special Educ Funding	001-3110-0000-000000-000	5,876.65	
75882	14	4/23/2021	RC	Special Educ Transportation	001-3110-0000-000000-000	2,333.94	
						\$ 853,360.48	
Receipt:	3211						
75865	4	4/9/2021	RC	Economic Disadvantaged Funding	001-3211-0000-000000-000	2,383.81	
75882	4	4/23/2021	RC	Economic Disadvantaged Funding	001-3211-0000-000000-000	2,383.81	
						\$ 4,767.62	
Receipt:	3219						
75865	11	4/9/2021	RC	Career Tech Education Funding	001-3219-0000-000000-000	717.70	
75882	11	4/23/2021	RC	Career Tech Education Funding	001-3219-0000-000000-000	717.70	
						\$ 1,435.40	
Receipt:	3300						
75913	1	4/30/2021	RC	MEDICAID Recd -4/1	001-3300-0000-000000-000	455.18	
75913	2	4/30/2021	RC	MEDICAID Recd -4/15	001-3300-0000-000000-000	963.30	
75913	4	4/30/2021	RC	MEDICAID Recd -4/29	001-3300-0000-000000-000	2,471.55	
						\$ 3,890.03	
						\$ 7,435,796.03	
Fund:	002						
Receipt:	1111						
75861	3	4/7/2021	RC	Bond Ret Tax - Richland	002-1111-0000-000000-000	1,685,487.70	
						\$ 1,685,487.70	
Receipt:	1122						
75861	8	4/7/2021	RC	Pers Prop Tax Bond - Richland	002-1122-0000-000000-000	75,795.35	
						\$ 75,795.35	
						\$ 1,761,283.05	
Fund:	003						
Receipt:	1111						
75861	4	4/7/2021	RC	Permanent Improv Tax - Richlan	003-1111-0000-000000-000	316,950.92	
						\$ 316,950.92	
Receipt:	1122						
75861	9	4/7/2021	RC	Pers Prop Tax PI - Richland	003-1122-0000-000000-000	25,265.12	
						\$ 25,265.12	
						\$ 342,216.04	
Fund:	004						
Receipt:	1410						

Reporting Period: April 2021 (FY 2021)
 Start Date: 4/01/2021
 End Date: 4/30/2021

5/6/21 11:08 AM

LEXINGTON LOCAL SCHOOLS
Receipts Ledger Report

Receipt #	Line #	Date	Type	Description	Full Account Code	Amount
75912	6	4/30/2021	RC	LFI Fund	004-1410-0000-000000-000	\$ 354.37
						<u>\$ 354.37</u>
						\$ 354.37
Fund:	006					
Receipt:	1410					
75912	4	4/30/2021	RC	Richland Bank Interest	006-1410-0000-000000-000	0.00
						<u>0.00</u>
						\$ 0.00
Receipt:	1511					
75848	26	4/9/2021	RC	HS Breakfast	006-1511-0000-000000-100	14.25
75848	27	4/9/2021	RC	Jr. Hi Breakfast	006-1511-0000-000000-200	0.00
75848	28	4/9/2021	RC	Eastern Breakfast	006-1511-0000-000000-300	0.00
75848	29	4/9/2021	RC	Central Breakfast	006-1511-0000-000000-400	0.00
75848	30	4/9/2021	RC	Western Breakfast	006-1511-0000-000000-500	0.00
75873	26	4/16/2021	RC	HS Breakfast	006-1511-0000-000000-100	26.00
75873	27	4/16/2021	RC	Jr. Hi Breakfast	006-1511-0000-000000-200	0.00
75873	28	4/16/2021	RC	Eastern Breakfast	006-1511-0000-000000-300	0.00
75873	29	4/16/2021	RC	Central Breakfast	006-1511-0000-000000-400	0.00
75873	30	4/16/2021	RC	Western Breakfast	006-1511-0000-000000-500	0.50
75906	26	4/23/2021	RC	HS Breakfast	006-1511-0000-000000-100	37.10
75906	27	4/23/2021	RC	Jr. Hi Breakfast	006-1511-0000-000000-200	1.50
75906	28	4/23/2021	RC	Eastern Breakfast	006-1511-0000-000000-300	0.00
75906	29	4/23/2021	RC	Central Breakfast	006-1511-0000-000000-400	0.00
75906	30	4/23/2021	RC	Western Breakfast	006-1511-0000-000000-500	0.00
75910	26	4/30/2021	RC	HS Breakfast	006-1511-0000-000000-100	22.25
75910	27	4/30/2021	RC	Jr. Hi Breakfast	006-1511-0000-000000-200	0.00
75910	28	4/30/2021	RC	Eastern Breakfast	006-1511-0000-000000-300	0.00
75910	29	4/30/2021	RC	Central Breakfast	006-1511-0000-000000-400	0.00
75910	30	4/30/2021	RC	Western Breakfast	006-1511-0000-000000-500	0.00
						<u>0.00</u>
						\$ 101.60
Receipt:	1512					
75848	1	4/9/2021	RC	HS Stu. Type A	006-1512-0000-000000-100	0.00
75848	5	4/9/2021	RC	HS ROA Stu. Type A	006-1512-0000-000000-100	(369.50)
75848	6	4/9/2021	RC	Jr Hi Stu. Type A	006-1512-0000-000000-200	0.00
75848	10	4/9/2021	RC	Jr. Hi ROA Stu Type A	006-1512-0000-000000-200	(113.20)
75848	11	4/9/2021	RC	Eastern Stu. Type A	006-1512-0000-000000-300	0.00
75848	15	4/9/2021	RC	Eastern ROA Stu. Type A	006-1512-0000-000000-300	(152.55)
75848	16	4/9/2021	RC	Central Stu. Type A	006-1512-0000-000000-400	0.00
75848	20	4/9/2021	RC	Central ROA Stu. Type A	006-1512-0000-000000-400	(76.24)
75848	21	4/9/2021	RC	Western Stu. Type A	006-1512-0000-000000-500	0.00
75848	25	4/9/2021	RC	Western ROA Stu. Type A	006-1512-0000-000000-500	(32.25)

Reporting Period: April 2021 (FY 2021)
 Start Date: 4/01/2021
 End Date: 4/30/2021

5/6/21 11:08 AM

LEXINGTON LOCAL SCHOOLS Receipts Ledger Report

Receipt #	Line #	Date	Type	Description	Full Account Code	Amount
75873	1	4/16/2021	RC	HS Stu. Type A	006-1512-0000-000000-100	\$ 0.00
75873	5	4/16/2021	RC	HS ROA Stu. Type A	006-1512-0000-000000-100	(179.40)
75873	6	4/16/2021	RC	Jr Hi Stu. Type A	006-1512-0000-000000-200	0.00
75873	10	4/16/2021	RC	Jr. Hi ROA Stu Type A	006-1512-0000-000000-200	(144.55)
75873	11	4/16/2021	RC	Eastern Stu. Type A	006-1512-0000-000000-300	0.00
75873	15	4/16/2021	RC	Eastern ROA Stu. Type A	006-1512-0000-000000-300	(58.10)
75873	16	4/16/2021	RC	Central Stu. Type A	006-1512-0000-000000-400	0.00
75873	20	4/16/2021	RC	Central ROA Stu. Type A	006-1512-0000-000000-400	(82.59)
75873	21	4/16/2021	RC	Western Stu. Type A	006-1512-0000-000000-500	0.00
75873	25	4/16/2021	RC	Western ROA Stu. Type A	006-1512-0000-000000-500	(25.50)
75906	1	4/23/2021	RC	HS Stu. Type A	006-1512-0000-000000-100	0.00
75906	5	4/23/2021	RC	HS ROA Stu. Type A	006-1512-0000-000000-100	(605.70)
75906	6	4/23/2021	RC	Jr Hi Stu. Type A	006-1512-0000-000000-200	0.00
75906	10	4/23/2021	RC	Jr. Hi ROA Stu Type A	006-1512-0000-000000-200	(135.00)
75906	11	4/23/2021	RC	Eastern Stu. Type A	006-1512-0000-000000-300	0.00
75906	15	4/23/2021	RC	Eastern ROA Stu. Type A	006-1512-0000-000000-300	(104.05)
75906	16	4/23/2021	RC	Central Stu. Type A	006-1512-0000-000000-400	0.00
75906	20	4/23/2021	RC	Central ROA Stu. Type A	006-1512-0000-000000-400	(68.35)
75906	21	4/23/2021	RC	Western Stu. Type A	006-1512-0000-000000-500	0.00
75906	25	4/23/2021	RC	Western ROA Stu. Type A	006-1512-0000-000000-500	(19.75)
75910	1	4/30/2021	RC	HS Stu. Type A	006-1512-0000-000000-100	0.00
75910	5	4/30/2021	RC	HS ROA Stu. Type A	006-1512-0000-000000-100	(441.20)
75910	6	4/30/2021	RC	Jr Hi Stu. Type A	006-1512-0000-000000-200	0.00
75910	10	4/30/2021	RC	Jr. Hi ROA Stu Type A	006-1512-0000-000000-200	(99.95)
75910	11	4/30/2021	RC	Eastern Stu. Type A	006-1512-0000-000000-300	0.00
75910	15	4/30/2021	RC	Eastern ROA Stu. Type A	006-1512-0000-000000-300	(190.55)
75910	16	4/30/2021	RC	Central Stu. Type A	006-1512-0000-000000-400	0.00
75910	20	4/30/2021	RC	Central ROA Stu. Type A	006-1512-0000-000000-400	(76.35)
75910	21	4/30/2021	RC	Western Stu. Type A	006-1512-0000-000000-500	0.00
75910	25	4/30/2021	RC	Western ROA Stu. Type A	006-1512-0000-000000-500	(50.75)
75914	6	4/30/2021	RC	HS Lunch - Pay For It	006-1512-0000-000000-100	1,096.44
75914	7	4/30/2021	RC	Jr High Lunch - Pay For It	006-1512-0000-000000-200	244.25
75914	8	4/30/2021	RC	Eastern Lunch - Pay For It	006-1512-0000-000000-300	357.00
75914	9	4/30/2021	RC	Central Lunch - Pay For It	006-1512-0000-000000-400	155.00
75914	10	4/30/2021	RC	Western Lunch - Pay For It	006-1512-0000-000000-500	80.00
						\$ (1,092.84)
Receipt:	1513					
75848	3	4/9/2021	RC	HS Stu. ALa Carte	006-1513-0000-000000-100	390.45
75848	8	4/9/2021	RC	Jr. Hi Stu. Ala Carte	006-1513-0000-000000-200	129.60
75848	13	4/9/2021	RC	Eastern Stu. Ala Carte	006-1513-0000-000000-300	149.30

Reporting Period: April 2021 (FY 2021)
 Start Date: 4/01/2021
 End Date: 4/30/2021

5/6/21 11:08 AM

LEXINGTON LOCAL SCHOOLS Receipts Ledger Report

Receipt #	Line #	Date	Type	Description	Full Account Code	Amount
75848	18	4/9/2021	RC	Central Stu. Ala Carte	006-1513-0000-000000-400	\$ 101.05
75848	23	4/9/2021	RC	Western Stu. Ala Carte	006-1513-0000-000000-500	49.25
75873	3	4/16/2021	RC	HS Stu. ALa Carte	006-1513-0000-000000-100	493.85
75873	8	4/16/2021	RC	Jr. Hi Stu. Ala Carte	006-1513-0000-000000-200	158.75
75873	13	4/16/2021	RC	Eastern Stu. Ala Carte	006-1513-0000-000000-300	206.10
75873	18	4/16/2021	RC	Central Stu. Ala Carte	006-1513-0000-000000-400	158.70
75873	23	4/16/2021	RC	Western Stu. Ala Carte	006-1513-0000-000000-500	66.75
75906	3	4/23/2021	RC	HS Stu. ALa Carte	006-1513-0000-000000-100	571.35
75906	8	4/23/2021	RC	Jr. Hi Stu. Ala Carte	006-1513-0000-000000-200	188.20
75906	13	4/23/2021	RC	Eastern Stu. Ala Carte	006-1513-0000-000000-300	200.05
75906	18	4/23/2021	RC	Central Stu. Ala Carte	006-1513-0000-000000-400	154.60
75906	23	4/23/2021	RC	Western Stu. Ala Carte	006-1513-0000-000000-500	61.00
75910	3	4/30/2021	RC	HS Stu. ALa Carte	006-1513-0000-000000-100	436.25
75910	8	4/30/2021	RC	Jr. Hi Stu. Ala Carte	006-1513-0000-000000-200	143.15
75910	13	4/30/2021	RC	Eastern Stu. Ala Carte	006-1513-0000-000000-300	189.80
75910	18	4/30/2021	RC	Central Stu. Ala Carte	006-1513-0000-000000-400	124.05
75910	23	4/30/2021	RC	Western Stu. Ala Carte	006-1513-0000-000000-500	55.00
						\$ 4,027.25
Receipt:	1514					
75848	2	4/9/2021	RC	HS Stu. Milk	006-1514-0000-000000-100	7.00
75848	7	4/9/2021	RC	Jr. Hi. Stu Milk	006-1514-0000-000000-200	4.50
75848	12	4/9/2021	RC	Eastern Stu. Milk	006-1514-0000-000000-300	0.00
75848	17	4/9/2021	RC	Central Stu. Milk	006-1514-0000-000000-400	0.00
75848	22	4/9/2021	RC	Western Stu. Milk	006-1514-0000-000000-500	0.00
75873	2	4/16/2021	RC	HS Stu. Milk	006-1514-0000-000000-100	7.50
75873	7	4/16/2021	RC	Jr. Hi. Stu Milk	006-1514-0000-000000-200	5.00
75873	12	4/16/2021	RC	Eastern Stu. Milk	006-1514-0000-000000-300	0.50
75873	17	4/16/2021	RC	Central Stu. Milk	006-1514-0000-000000-400	1.00
75873	22	4/16/2021	RC	Western Stu. Milk	006-1514-0000-000000-500	1.00
75906	2	4/23/2021	RC	HS Stu. Milk	006-1514-0000-000000-100	7.00
75906	7	4/23/2021	RC	Jr. Hi. Stu Milk	006-1514-0000-000000-200	5.00
75906	12	4/23/2021	RC	Eastern Stu. Milk	006-1514-0000-000000-300	0.00
75906	17	4/23/2021	RC	Central Stu. Milk	006-1514-0000-000000-400	0.00
75906	22	4/23/2021	RC	Western Stu. Milk	006-1514-0000-000000-500	0.00
75910	2	4/30/2021	RC	HS Stu. Milk	006-1514-0000-000000-100	6.50
75910	7	4/30/2021	RC	Jr. Hi. Stu Milk	006-1514-0000-000000-200	5.00
75910	12	4/30/2021	RC	Eastern Stu. Milk	006-1514-0000-000000-300	1.00
75910	17	4/30/2021	RC	Central Stu. Milk	006-1514-0000-000000-400	0.00
75910	22	4/30/2021	RC	Western Stu. Milk	006-1514-0000-000000-500	0.00
						\$ 51.00

Reporting Period: April 2021 (FY 2021)
 Start Date: 4/01/2021
 End Date: 4/30/2021

5/6/21 11:08 AM

LEXINGTON LOCAL SCHOOLS Receipts Ledger Report

Receipt #	Line #	Date	Type	Description	Full Account Code	Amount
Receipt: 1523						
75848	4	4/9/2021	RC	HS Adult Ala Carte	006-1523-0000-000000-100	\$ 57.90
75848	9	4/9/2021	RC	Jr. Hi Adult Ala Carte	006-1523-0000-000000-200	26.20
75848	14	4/9/2021	RC	Eastern Adult Ala Carte	006-1523-0000-000000-300	28.50
75848	19	4/9/2021	RC	Central Adult Ala Carte	006-1523-0000-000000-400	3.00
75848	24	4/9/2021	RC	Western Adult Ala Carte	006-1523-0000-000000-500	0.00
75873	4	4/16/2021	RC	HS Adult Ala Carte	006-1523-0000-000000-100	79.35
75873	9	4/16/2021	RC	Jr. Hi Adult Ala Carte	006-1523-0000-000000-200	26.80
75873	14	4/16/2021	RC	Eastern Adult Ala Carte	006-1523-0000-000000-300	35.50
75873	19	4/16/2021	RC	Central Adult Ala Carte	006-1523-0000-000000-400	4.50
75873	24	4/16/2021	RC	Western Adult Ala Carte	006-1523-0000-000000-500	5.00
75906	4	4/23/2021	RC	HS Adult Ala Carte	006-1523-0000-000000-100	73.00
75906	9	4/23/2021	RC	Jr. Hi Adult Ala Carte	006-1523-0000-000000-200	57.30
75906	14	4/23/2021	RC	Eastern Adult Ala Carte	006-1523-0000-000000-300	29.00
75906	19	4/23/2021	RC	Central Adult Ala Carte	006-1523-0000-000000-400	15.00
75906	24	4/23/2021	RC	Western Adult Ala Carte	006-1523-0000-000000-500	0.50
75910	4	4/30/2021	RC	HS Adult Ala Carte	006-1523-0000-000000-100	80.05
75910	9	4/30/2021	RC	Jr. Hi Adult Ala Carte	006-1523-0000-000000-200	31.55
75910	14	4/30/2021	RC	Eastern Adult Ala Carte	006-1523-0000-000000-300	27.75
75910	19	4/30/2021	RC	Central Adult Ala Carte	006-1523-0000-000000-400	5.30
75910	24	4/30/2021	RC	Western Adult Ala Carte	006-1523-0000-000000-500	0.00
						\$ 586.20
Receipt: 4120						
75888	1	4/23/2021	RC	Federal Reimb Lunch High	006-4120-0000-000000-100	17,219.80
75888	2	4/23/2021	RC	Federal Reimb Lunch Jr High	006-4120-0000-000000-200	12,719.74
75888	3	4/23/2021	RC	Federal Reimb Lunch Central	006-4120-0000-000000-400	14,076.56
75888	4	4/23/2021	RC	Federal Reimb Lunch East	006-4120-0000-000000-300	14,849.84
75888	5	4/23/2021	RC	Federal Reimb Lunch Western	006-4120-0000-000000-500	9,300.84
75888	6	4/23/2021	RC	Fed Reimb Breakfast - High	006-4120-0000-000000-100	1,485.54
75888	7	4/23/2021	RC	Federal Reimb Breakfast - Jr H	006-4120-0000-000000-200	1,290.46
75888	8	4/23/2021	RC	Federal Reimb Break - Central	006-4120-0000-000000-400	2,745.90
75888	9	4/23/2021	RC	Federal Reimb Break - East	006-4120-0000-000000-300	3,053.26
75888	10	4/23/2021	RC	Federal Reimb Break - Western	006-4120-0000-000000-500	3,914.32
						\$ 80,656.26
						\$ 84,329.47
Fund: 007						
Receipt: 1410						
75912	5	4/30/2021	RC	Richland Bank Int - Minutemen	007-1410-9100-000000-000	54.38
75912	3	4/30/2021	RC	Richland Bank Int - McCammon	007-1410-9800-000000-000	7.83
						\$ 62.21

Reporting Period: April 2021 (FY 2021)
 Start Date: 4/01/2021
 End Date: 4/30/2021

5/6/21 11:08 AM

**LEXINGTON LOCAL SCHOOLS
 Receipts Ledger Report**

Receipt #	Line #	Date	Type	Description	Full Account Code	Amount
Receipt: 1820						
75844	4	4/9/2021	RC	Brownell Scholarship Donation	007-1820-9100-000000-000	\$ 100.00
75874	1	4/19/2021	RC	Brownell Scholarship Donation	007-1820-9100-000000-000	2,500.00
						<u>\$ 2,600.00</u>
						\$ 2,662.21
Fund: 010						
Receipt: 1410						
75912	7	4/30/2021	RC	Classroom Facilities Fund	010-1410-0000-000000-000	1,565.44
						<u>\$ 1,565.44</u>
						\$ 1,565.44
Fund: 018						
Receipt: 1630						
75843	1	4/8/2021	RC	Central fees princ acct	018-1630-9400-000000-000	2.00
75853	1	4/13/2021	RC	Central fees princ acct	018-1630-9400-000000-000	4.00
75884	1	4/20/2021	RC	Central fees princ acct	018-1630-9400-000000-000	6.00
75893	1	4/23/2021	RC	Central fees princ acct	018-1630-9400-000000-000	4.00
75911	1	4/30/2021	RC	Central fees princ acct	018-1630-9400-000000-000	4.00
75915	1	4/21/2021	RC	Western fees princ acct	018-1630-9500-000000-000	10.00
						<u>\$ 30.00</u>
Receipt: 1690						
75869	1	4/10/2021	RC	Merchant services pymt	018-1690-9100-000000-000	15.00
75870	1	4/10/2021	RC	MD Coffee service	018-1690-9100-000000-000	51.85
75904	1	4/28/2021	RC	MD Coffee service	018-1690-9100-000000-000	54.70
						<u>\$ 121.55</u>
Receipt: 1820						
75846	1	4/9/2021	RC	Donations for Devito	018-1820-9100-000000-000	42.50
						<u>\$ 42.50</u>
						\$ 194.05
Fund: 019						
Receipt: 1890						
75844	3	4/9/2021	RC	PTO Recycling-Central	019-1890-9121-000000-000	6.71
75855	3	4/13/2021	RC	PTO Recycling-Central	019-1890-9121-000000-000	3.40
75844	1	4/9/2021	RC	PTO Recycling-Eastern	019-1890-9122-000000-000	6.70
75855	1	4/13/2021	RC	PTO Recycling-Eastern	019-1890-9122-000000-000	3.39
75844	2	4/9/2021	RC	PTO Recycling-Western	019-1890-9123-000000-000	6.70
75855	2	4/13/2021	RC	PTO Recycling-Western	019-1890-9123-000000-000	3.40
						<u>\$ 30.30</u>
						\$ 30.30
Fund: 022						
Receipt: 1690						

Reporting Period: April 2021 (FY 2021)

5/6/21 11:08 AM

Start Date: 4/01/2021

End Date: 4/30/2021

LEXINGTON LOCAL SCHOOLS Receipts Ledger Report

Receipt #	Line #	Date	Type	Description	Full Account Code	Amount
75837	1	4/5/2021	RC	Girls Regional BB OHSAA Payment	022-1690-9601-000000-000	\$ 1,500.00
						<u>\$ 1,500.00</u>
						<u>\$ 1,500.00</u>
Fund:	024					
Receipt:	1410					
75912	2	4/30/2021	RC	Richland Bank Int. 024	024-1410-0000-000000-000	17.47
						<u>\$ 17.47</u>
Receipt:	1872					
75876	1	4/20/2021	RC	Board's Premiums April	024-1872-0000-000000-000	367,209.04
75877	1	4/20/2021	RC	Employees' Premiums April	024-1872-0000-000000-000	64,067.33
75907	1	4/30/2021	RC	Parker May Cobra	024-1872-0000-000000-000	2,155.95
						<u>\$ 433,432.32</u>
						<u>\$ 433,449.79</u>
Fund:	034					
Receipt:	1111					
75861	5	4/7/2021	RC	Perm Imp (.5 Mill) Tax - Richl	034-1111-0000-000000-000	90,812.92
						<u>\$ 90,812.92</u>
Receipt:	1122					
75861	10	4/7/2021	RC	Pers Prop Tax PI (.5 Mill)-Ric	034-1122-0000-000000-000	4,678.74
						<u>\$ 4,678.74</u>
						<u>\$ 95,491.66</u>
Fund:	200					
Receipt:	1620					
75878	1	4/20/2021	RC	Drama Club Sales	200-1620-9102-000000-000	240.00
75879	1	4/21/2021	RC	Drama club sales	200-1620-9102-000000-000	50.00
75887	1	4/22/2021	RC	Drama club sales	200-1620-9102-000000-000	100.00
75898	1	4/28/2021	RC	Drama club sales	200-1620-9102-000000-000	80.00
75903	1	4/28/2021	RC	Yearbook sale	200-1620-9119-000000-000	65.00
						<u>\$ 535.00</u>
Receipt:	1690					
75855	4	4/13/2021	RC	Kiwanis Prom Committee Donation	200-1690-9114-000000-000	300.00
75885	1	4/21/2021	RC	Student Council - Prom Committee Donation	200-1690-9114-000000-000	100.00
75872	1	4/16/2021	RC	CACY Grant	200-1690-9612-000000-000	500.00
						<u>\$ 900.00</u>
						<u>\$ 1,435.00</u>
Fund:	300					
Receipt:	1610					
75847	1	4/9/2021	RC	JH Track Adm vs. West Holmes	300-1610-9600-000000-719	711.00
75850	1	4/12/2021	RC	Track Invite Adm 4/10	300-1610-9600-000000-712	3,510.00
75857	1	4/14/2021	RC	Track Adm vs. Wooster 4/13	300-1610-9600-000000-712	1,140.00

Reporting Period: April 2021 (FY 2021)

5/6/21 11:08 AM

Start Date: 4/01/2021

End Date: 4/30/2021

**LEXINGTON LOCAL SCHOOLS
Receipts Ledger Report**

Receipt #	Line #	Date	Type	Description	Full Account Code	Amount
75894	1	4/22/2021	RC	JH Track Adm vs. Ashland/Shelby	300-1610-9600-000000-719	\$ 1,320.00
75902	1	4/28/2021	RC	Track Adm vs. Ashland 4/27	300-1610-9600-000000-712	1,285.00
75908	1	4/30/2021	RC	JH OCC Track Adm	300-1610-9600-000000-719	1,340.00
Receipt:						\$ 9,306.00
	1690					
75901	3	4/28/2021	RC	Winter Streaming - Mid State Multi Media	300-1690-9600-000000-000	990.11
75860	1	4/14/2021	RC	Ohio Health	300-1690-9601-000000-000	12,500.00
Receipt:						\$ 13,490.11
	1890					
75838	1	4/5/2021	RC	Track Invite entry fee	300-1890-9600-000000-712	750.00
75856	1	4/14/2021	RC	Track Invite Entry Fee	300-1890-9600-000000-712	250.00
75901	1	4/28/2021	RC	Track invite entry fee	300-1890-9600-000000-712	1,250.00
75901	2	4/28/2021	RC	Boys Tennis invite entry fee	300-1890-9600-000000-711	400.00
75908	2	4/30/2021	RC	Lex Track Invite Entry Fee	300-1890-9600-000000-712	250.00
Receipt:						\$ 2,900.00
	516					
	4220					
75897	1	4/28/2021	RC	IDEA-B Revenue	516-4220-9021-000000-000	47,522.29
Receipt:						\$ 47,522.29
	572					
	4220					
75896	1	4/28/2021	RC	Title I Revenue	572-4220-9021-000000-000	21,859.18
Receipt:						\$ 21,859.18
	587					
	4220					
75862	1	4/1/2021	RC	ECSE Revenue	587-4220-9021-000000-000	2,272.26
75895	1	4/27/2021	RC	ECSE Revenue	587-4220-9021-000000-000	2,507.02
Receipt:						\$ 4,779.28
	590					
	4220					
75863	1	4/2/2021	RC	Title II-A Revenue	590-4220-9021-000000-000	13,234.13
Receipt:						\$ 13,234.13
Grand Total						\$ 10,273,398.40

Reporting Period: April 2021 (FY 2021)
 As Of Period: 04/30/2021

5/6/21 8:58 AM

**LEXINGTON LOCAL SCHOOLS
 Revenue Account Summary**

Fund-SCC	Description	FYTD Receivable	FYTD Received	MTD Received	YTD Received
SCC:	0000				
001-0000	GENERAL FUND	\$ 24,492,649.00	\$ 22,697,877.89	\$ 7,435,796.03	\$ 10,857,833.27
		\$ 24,492,649.00	\$ 22,697,877.89	\$ 7,435,796.03	\$ 10,857,833.27
SCC:	9412				
001-9412	GENERAL BUDGET RESERVE SET- ASIDE-1%/BWC	0.00	0.00	0.00	0.00
		\$ 0.00	\$ 0.00	\$ 0.00	\$ 0.00
SCC:	0000				
002-0000	BOND RETIREMENT FUND	3,169,000.00	3,282,049.37	1,761,283.05	1,870,697.57
003-0000	PERMANENT IMPROVEMENT FUND	724,334.00	696,441.05	342,216.04	365,939.44
004-0000	LFI BUILDING FUND	100,000.00	98,207.92	354.37	5,640.66
006-0000	FOOD SERVICE FUND	715,727.00	541,606.70	84,329.47	302,525.83
		\$ 4,709,061.00	\$ 4,618,305.04	\$ 2,188,182.93	\$ 2,544,803.50
SCC:	9100				
007-9100	LEXINGTON MINUTEMEN ACADEMIC SCHOLARSHIP FUND	11,000.00	11,752.45	2,654.38	5,936.38
		\$ 11,000.00	\$ 11,752.45	\$ 2,654.38	\$ 5,936.38
SCC:	9800				
007-9800	TERRY McCAMMON SCHOLARSHIP FUND	295.00	5,252.23	7.83	5,050.89
		\$ 295.00	\$ 5,252.23	\$ 7.83	\$ 5,050.89
SCC:	0000				
010-0000	CLASSROOM FACILITIES CONSTRUCTION FUND	400,000.00	402,489.74	1,565.44	23,886.25
		\$ 400,000.00	\$ 402,489.74	\$ 1,565.44	\$ 23,886.25
SCC:	9100				
018-9100	HIGH SCHOOL PRINCIPAL'S FUND	9,900.00	4,532.38	164.05	2,340.74
		\$ 9,900.00	\$ 4,532.38	\$ 164.05	\$ 2,340.74
SCC:	9101				
018-9101	HIGH SCHOOL FLOWER FUND	150.00	0.00	0.00	0.00
		\$ 150.00	\$ 0.00	\$ 0.00	\$ 0.00
SCC:	9200				
018-9200	JUNIOR HIGH PRINCIPAL'S FUND	5,100.00	5.00	0.00	0.00
		\$ 5,100.00	\$ 5.00	\$ 0.00	\$ 0.00
SCC:	9300				
018-9300	EASTERN PRINCIPAL'S FUND	2,500.00	1,000.01	0.00	0.00
		\$ 2,500.00	\$ 1,000.01	\$ 0.00	\$ 0.00
SCC:	9301				
018-9301	EASTERN ELEMENTARY BOOKFAIR/BOXTOPS FUND	6,500.00	0.00	0.00	0.00
		\$ 6,500.00	\$ 0.00	\$ 0.00	\$ 0.00
SCC:	9302				

Reporting Period: April 2021 (FY 2021)
 As Of Period: 04/30/2021

5/6/21 8:58 AM

LEXINGTON LOCAL SCHOOLS
Revenue Account Summary

Fund-SCC	Description	FYTDReceivable	FYTD Received	MTD Received	YTD Received
018-9302	EASTERN ELEMENTARY MATH	\$ 0.00	\$ 0.00	\$ 0.00	\$ 0.00
SCC:	9303	\$ 0.00	\$ 0.00	\$ 0.00	\$ 0.00
018-9303	EASTERN RUN CLUB	1,250.00	790.00	0.00	0.00
SCC:	9400	\$ 1,250.00	\$ 790.00	\$ 0.00	\$ 0.00
018-9400	CENTRAL PRINCIPAL'S FUND	4,600.00	1,794.21	20.00	808.51
SCC:	9401	\$ 4,600.00	\$ 1,794.21	\$ 20.00	\$ 808.51
018-9401	CENTRAL ELEMENTARY BOOKFAIR FUND	4,000.00	314.30	0.00	267.30
SCC:	9402	\$ 4,000.00	\$ 314.30	\$ 0.00	\$ 267.30
018-9402	CENTRAL ELEMENTARY ART	0.00	0.00	0.00	0.00
SCC:	9500	\$ 0.00	\$ 0.00	\$ 0.00	\$ 0.00
018-9500	WESTERN PRINCIPAL'S FUND	6,000.00	3,432.27	10.00	1,232.10
SCC:	9501	\$ 6,000.00	\$ 3,432.27	\$ 10.00	\$ 1,232.10
018-9501	WESTERN ELEMENTARY BOOKFAIR/BOXTOPS FUND	5,000.00	1,430.39	0.00	290.39
SCC:	9503	\$ 5,000.00	\$ 1,430.39	\$ 0.00	\$ 290.39
018-9503	WESTERN ELEMENTARY ART	0.00	0.00	0.00	0.00
SCC:	9901	\$ 0.00	\$ 0.00	\$ 0.00	\$ 0.00
018-9901	JUNIOR HIGH TEACHER ADVISORY FUND	0.00	0.00	0.00	0.00
SCC:	9001	\$ 0.00	\$ 0.00	\$ 0.00	\$ 0.00
019-9001	ACADEMIC BOOSTERS GRANTS	0.00	0.00	0.00	0.00
SCC:	9121	\$ 0.00	\$ 0.00	\$ 0.00	\$ 0.00
019-9121	CENTRAL ELEMENTARY PTO GRANTS	1,100.00	1,076.53	10.11	44.10
SCC:	9122	\$ 1,100.00	\$ 1,076.53	\$ 10.11	\$ 44.10
019-9122	EASTERN ELEMENTARY PTO GRANTS	1,100.00	1,076.46	10.09	44.05
SCC:	9123	\$ 1,100.00	\$ 1,076.46	\$ 10.09	\$ 44.05
019-9123	WESTERN ELEMENTARY PTO GRANTS	1,100.00	1,076.48	10.10	44.07

Reporting Period: April 2021 (FY 2021)
 As Of Period: 04/30/2021

5/6/21 8:58 AM

**LEXINGTON LOCAL SCHOOLS
 Revenue Account Summary**

Fund-SCC	Description	FYTDReceivable	FYTD Received	MTD Received	YTD Received
		\$ 1,100.00	\$ 1,076.48	\$ 10.10	\$ 44.07
SCC:	9200				
019-9200	RICHLAND COUNTY FOUNDATION GRANT PLAYGROUND	\$ 0.00	\$ 0.00	\$ 0.00	\$ 0.00
		\$ 0.00	\$ 0.00	\$ 0.00	\$ 0.00
SCC:	9218				
019-9218	RICH CO FOUND-WRITE STUFF STEAM KIT	0.00	0.00	0.00	0.00
		\$ 0.00	\$ 0.00	\$ 0.00	\$ 0.00
SCC:	9221				
019-9221	RICH CO FOUND-SCIENCE DISCOVERY BINS	0.00	0.00	0.00	0.00
		\$ 0.00	\$ 0.00	\$ 0.00	\$ 0.00
SCC:	9222				
019-9222	RICH CO FOUND-ONE BIG HAPPY FAMILY	688.74	688.74	0.00	0.00
		\$ 688.74	\$ 688.74	\$ 0.00	\$ 0.00
SCC:	9223				
019-9223	RICH CO FOUND-MAKER MAVEN STEM	1,250.00	1,250.00	0.00	0.00
		\$ 1,250.00	\$ 1,250.00	\$ 0.00	\$ 0.00
SCC:	9224				
019-9224	RICH CO FOUND-STEM SNAP CIRCUITS	1,478.21	1,478.21	0.00	0.00
		\$ 1,478.21	\$ 1,478.21	\$ 0.00	\$ 0.00
SCC:	9301				
019-9301	RICH CO FOUND/SECO ROBOTICS GRANT (HEIMANN)	0.00	0.00	0.00	0.00
		\$ 0.00	\$ 0.00	\$ 0.00	\$ 0.00
SCC:	9302				
019-9302	RICH CO RETIRED TEACHERS ASSOC	0.00	0.00	0.00	0.00
		\$ 0.00	\$ 0.00	\$ 0.00	\$ 0.00
SCC:	9601				
022-9601	OHSAA TOURNAMENT AGENCY FUND	19,628.00	9,085.00	1,500.00	1,500.00
		\$ 19,628.00	\$ 9,085.00	\$ 1,500.00	\$ 1,500.00
SCC:	0000				
024-0000	EMPLOYEE BENEFITS FUND FOR MEDICAL/DENTAL	4,975,263.00	4,428,980.47	433,449.79	1,740,413.88
034-0000	OFCC PROJECT MAINTENANCE FUND	184,000.00	183,492.29	95,491.66	101,436.88
		\$ 5,159,263.00	\$ 4,612,472.76	\$ 528,941.45	\$ 1,841,850.76
SCC:	9101				

Reporting Period: April 2021 (FY 2021)
 As Of Period: 04/30/2021

5/6/21 8:58 AM

**LEXINGTON LOCAL SCHOOLS
 Revenue Account Summary**

Fund-SCC	Description	FYTD Receivable	FYTD Received	MTD Received	YTD Received
200-9101	HIGH SCHOOL ART CLUB	\$ 279.00	\$ 0.00	\$ 0.00	\$ 0.00
		\$ 279.00	\$ 0.00	\$ 0.00	\$ 0.00
SCC: 9102					
200-9102	HIGH SCHOOL DRAMA CLUB	11,500.00	366.00	470.00	470.00
		\$ 11,500.00	\$ 366.00	\$ 470.00	\$ 470.00
SCC: 9103					
200-9103	HIGH SCHOOL MATH CLUB	0.00	0.00	0.00	0.00
		\$ 0.00	\$ 0.00	\$ 0.00	\$ 0.00
SCC: 9104					
200-9104	HIGH SCHOOL LEADERSHIP COUNCIL	0.00	0.00	0.00	0.00
		\$ 0.00	\$ 0.00	\$ 0.00	\$ 0.00
SCC: 9105					
200-9105	HIGH SCHOOL FRENCH CLUB	45.00	30.00	0.00	0.00
		\$ 45.00	\$ 30.00	\$ 0.00	\$ 0.00
SCC: 9107					
200-9107	HIGH SCHOOL SPANISH CLUB	150.00	0.00	0.00	0.00
		\$ 150.00	\$ 0.00	\$ 0.00	\$ 0.00
SCC: 9108					
200-9108	HIGH SCHOOL LEO CLUB	600.00	0.00	0.00	0.00
		\$ 600.00	\$ 0.00	\$ 0.00	\$ 0.00
SCC: 9114					
200-9114	HIGH SCHOOL STUDENT COUNCIL FUND	2,500.00	400.00	400.00	400.00
		\$ 2,500.00	\$ 400.00	\$ 400.00	\$ 400.00
SCC: 9115					
200-9115	HIGH SCHOOL KEY CLUB	3,000.00	500.25	0.00	0.00
		\$ 3,000.00	\$ 500.25	\$ 0.00	\$ 0.00
SCC: 9116					
200-9116	HIGH SCHOOL CHESS CLUB	0.00	0.00	0.00	0.00
		\$ 0.00	\$ 0.00	\$ 0.00	\$ 0.00
SCC: 9119					
200-9119	HIGH SCHOOL YEARBOOK FUND	16,500.00	11,384.00	65.00	1,684.00
		\$ 16,500.00	\$ 11,384.00	\$ 65.00	\$ 1,684.00
SCC: 9120					
200-9120	HIGH SCHOOL JOURNALISM FUND	0.00	0.00	0.00	0.00
		\$ 0.00	\$ 0.00	\$ 0.00	\$ 0.00
SCC: 9121					
200-9121	HIGH SCHOOL NATIONAL HONOR SOCIETY	2,500.00	1,379.50	0.00	635.50
		\$ 2,500.00	\$ 1,379.50	\$ 0.00	\$ 635.50
SCC: 9201					

22

Reporting Period: April 2021 (FY 2021)
 As Of Period: 04/30/2021

5/6/21 8:58 AM

LEXINGTON LOCAL SCHOOLS
Revenue Account Summary

Fund-SCC	Description	FYTD Receivable	FYTD Received	MTD Received	YTD Received
200-9201	JUNIOR HIGH ART CLUB	\$ 75.00	\$ 178.15	\$ 0.00	\$ 0.00
		\$ 75.00	\$ 178.15	\$ 0.00	\$ 0.00
SCC: 9204					
200-9204	JUNIOR HIGH STUDENT COUNCIL FUND	1,317.00	0.00	0.00	0.00
		\$ 1,317.00	\$ 0.00	\$ 0.00	\$ 0.00
SCC: 9205					
200-9205	JUNIOR HIGH LIBRARY CLUB	0.00	0.00	0.00	0.00
		\$ 0.00	\$ 0.00	\$ 0.00	\$ 0.00
SCC: 9301					
200-9301	EASTERN ELEMENTARY STUDENT ACTIVITY FUND	1,500.00	583.70	0.00	583.70
		\$ 1,500.00	\$ 583.70	\$ 0.00	\$ 583.70
SCC: 9302					
200-9302	EASTERN ELEMENTARY ROBOTICS FUND	850.00	0.00	0.00	0.00
		\$ 850.00	\$ 0.00	\$ 0.00	\$ 0.00
SCC: 9611					
200-9611	HIGH SCHOOL INFORMED TEENS FUND	0.00	0.00	0.00	0.00
		\$ 0.00	\$ 0.00	\$ 0.00	\$ 0.00
SCC: 9612					
200-9612	JUNIOR HIGH INFORMED TEENS FUND	1,000.00	532.70	500.00	516.08
		\$ 1,000.00	\$ 532.70	\$ 500.00	\$ 516.08
SCC: 9115					
300-9115	JAZZ BAND	0.00	0.00	0.00	0.00
		\$ 0.00	\$ 0.00	\$ 0.00	\$ 0.00
SCC: 9116					
300-9116	CHOIR	300.00	0.00	0.00	0.00
		\$ 300.00	\$ 0.00	\$ 0.00	\$ 0.00
SCC: 9206					
300-9206	JUNIOR HIGH PHYS ED DEPARTMENT FUND	2,800.00	150.00	0.00	0.00
		\$ 2,800.00	\$ 150.00	\$ 0.00	\$ 0.00
SCC: 9210					
300-9210	JR HIGH INSTRUMENTAL	0.00	0.00	0.00	0.00
		\$ 0.00	\$ 0.00	\$ 0.00	\$ 0.00
SCC: 9600					
300-9600	ATHLETIC FUND	196,500.00	113,106.92	13,196.11	39,823.11
		\$ 196,500.00	\$ 113,106.92	\$ 13,196.11	\$ 39,823.11
SCC: 9601					
300-9601	ATHLETIC CAPITAL FUND	25,000.00	25,000.00	12,500.00	25,000.00

Reporting Period: April 2021 (FY 2021)
 As Of Period: 04/30/2021

5/6/21 8:58 AM

**LEXINGTON LOCAL SCHOOLS
 Revenue Account Summary**

Fund-SCC	Description	FYTD Receivable	FYTD Received	MTD Received	YTD Received
		\$ 25,000.00	\$ 25,000.00	\$ 12,500.00	\$ 25,000.00
SCC:	9602				
300-9602	ORCHESTRA	\$ 0.00	\$ 0.00	\$ 0.00	\$ 0.00
		\$ 0.00	\$ 0.00	\$ 0.00	\$ 0.00
SCC:	9603				
300-9603	ELEMENTARY MUSIC	0.00	0.00	0.00	0.00
		\$ 0.00	\$ 0.00	\$ 0.00	\$ 0.00
SCC:	9605				
300-9605	BAND	0.00	0.00	0.00	0.00
		\$ 0.00	\$ 0.00	\$ 0.00	\$ 0.00
SCC:	9021				
451-9021	Network Connectivity FY 2021	9,000.00	9,000.00	0.00	4,500.00
		\$ 9,000.00	\$ 9,000.00	\$ 0.00	\$ 4,500.00
SCC:	0000				
467-0000	STUDENT WELLNESS AND SUCCESS FUND	313,072.28	410,490.45	0.00	289,826.45
		\$ 313,072.28	\$ 410,490.45	\$ 0.00	\$ 289,826.45
SCC:	9021				
499-9021	SCHOOL SAFETY GRANT FY21	10,500.00	12,100.92	0.00	12,100.92
		\$ 10,500.00	\$ 12,100.92	\$ 0.00	\$ 12,100.92
SCC:	9121				
499-9121	SCHOOL BUS PURCHASE PROGRAM	42,925.71	42,925.71	0.00	0.00
		\$ 42,925.71	\$ 42,925.71	\$ 0.00	\$ 0.00
SCC:	9021				
507-9021	ESSER FUNDING FY21	237,635.18	234,267.13	0.00	12,349.54
		\$ 237,635.18	\$ 234,267.13	\$ 0.00	\$ 12,349.54
SCC:	9921				
507-9921	ESSER II FUNDING	0.00	0.00	0.00	0.00
		\$ 0.00	\$ 0.00	\$ 0.00	\$ 0.00
SCC:	9021				
510-9021	CRF FUNDING FY21	118,824.75	118,824.75	0.00	92,861.61
		\$ 118,824.75	\$ 118,824.75	\$ 0.00	\$ 92,861.61
SCC:	9020				
516-9020	IDEA-B SPECIAL EDUCATION FY20	34,158.24	34,158.24	0.00	0.00
		\$ 34,158.24	\$ 34,158.24	\$ 0.00	\$ 0.00
SCC:	9021				
516-9021	IDEA-B SPECIAL EDUCATION FY21	586,242.19	355,441.67	47,522.29	223,507.71
		\$ 586,242.19	\$ 355,441.67	\$ 47,522.29	\$ 223,507.71
SCC:	9020				
572-9020	TITLE I FY20	37,225.31	34,683.37	0.00	0.00
		\$ 37,225.31	\$ 34,683.37	\$ 0.00	\$ 0.00

Reporting Period: April 2021 (FY 2021)
 As Of Period: 04/30/2021

5/6/21 8:58 AM

**LEXINGTON LOCAL SCHOOLS
 Revenue Account Summary**

Fund-SCC	Description	FYTD Receivable	FYTD Received	MTD Received	YTD Received
SCC: 9021					
572-9021	TITLE I FY21	\$ 266,587.05	\$ 210,313.14	\$ 21,859.18	\$ 133,638.72
		\$ 266,587.05	\$ 210,313.14	\$ 21,859.18	\$ 133,638.72
SCC: 9921					
572-9921	EOEC	5,695.32	0.00	0.00	0.00
		\$ 5,695.32	\$ 0.00	\$ 0.00	\$ 0.00
SCC: 9020					
587-9020	EARLY CHILDHOOD SPECIAL EDUCATION IDEA FY20	3,304.44	3,304.44	0.00	0.00
		\$ 3,304.44	\$ 3,304.44	\$ 0.00	\$ 0.00
SCC: 9021					
587-9021	EARLY CHILDHOOD SPECIAL EDUCATION IDEA FY21	15,153.47	13,950.44	4,779.28	10,823.43
590-9021	TITLE II-A IMPROVING TEACHER QUALITY FY21	52,936.51	52,936.51	13,234.13	30,030.04
599-9021	TITLE IV FY21	30,374.82	21,379.95	0.00	1,345.00
		\$ 98,464.80	\$ 88,266.90	\$ 18,013.41	\$ 42,198.47
SCC: 9921					
599-9921	RICHLAND COUNTY MOBILE HOT SPOT GRANT	20,800.00	20,800.00	0.00	0.00
		\$ 20,800.00	\$ 20,800.00	\$ 0.00	\$ 0.00
Grand Total		\$ 36,894,464.22	\$ 34,105,368.03	\$ 10,273,398.40	\$ 16,166,028.12

Reporting Period: April 2021 (FY 2021)
 As Of Period: 04/30/2021

5/6/21 11:21 AM

**LEXINGTON LOCAL SCHOOLS
 Appropriation Summary Report**

Fund-SCC	Description	FYTD Appropriated	Prior Year Encumbrance	FYTD Expendable	FYTD Expended	MTD Expended	Encumbrance	Future Encumbrance	FYTD Unencumbered	Percent Expended/Encumbered
001-0000	GENERAL FUND	\$ 26,167,897.00	\$ 260,497.56	\$ 26,428,394.56	\$ 20,329,207.52	\$ 1,850,704.32	\$ 912,859.45	\$ 0.00	\$ 5,186,327.59	80.38 %
001-9412	GENERAL BUDGET RESERVE SET-ASIDE-1%/BWC	0.00	0.00	0.00	0.00	0.00	0.00	0.00	0.00	0.00
002-0000	BOND RETIREMENT FUND	5,017,331.26	0.00	5,017,331.26	5,006,092.29	29,467.02	0.00	0.00	11,238.97	99.78
003-0000	PERMANENT IMPROVEMENT FUND	725,000.00	29,181.47	754,181.47	404,274.60	6,199.87	76,757.38	0.00	273,149.49	63.78
004-0000	LFI BUILDING FUND	10,092,430.78	881,259.00	10,973,689.78	1,995,538.22	474,923.16	15,387,663.10	0.00	(6,409,511.54)	158.41
006-0000	FOOD SERVICE FUND	718,008.01	1,431.04	719,439.05	573,186.62	2,321.66	21,008.45	0.00	125,243.98	82.59
007-9100	LEXINGTON MINUTEMEN ACADEMIC SCHOLARSHIP FUND	15,500.00	3,000.00	18,500.00	13,500.00	0.00	4,500.00	0.00	500.00	97.30
007-9800	TERRY McCAMMON SCHOLARSHIP FUND	0.00	0.00	0.00	0.00	0.00	0.00	0.00	0.00	0.00
010-0000	CLASSROOM FACILITIES CONSTRUCTION FUND	42,866,140.46	2,009,659.15	44,875,799.61	5,225,598.64	1,100,000.00	31,922,343.42	0.00	7,727,857.55	82.78
018-9100	HIGH SCHOOL PRINCIPAL'S FUND	10,604.30	0.00	10,604.30	2,248.03	175.12	7,785.73	0.00	570.54	94.62
018-9101	HIGH SCHOOL FLOWER FUND	209.00	0.00	209.00	65.00	0.00	0.00	0.00	144.00	31.10
018-9200	JUNIOR HIGH PRINCIPAL'S FUND	5,412.67	5,880.00	11,292.67	180.22	0.00	5,974.78	0.00	5,137.67	54.50
018-9300	EASTERN PRINCIPAL'S FUND	3,401.48	426.40	3,827.88	1,368.20	0.00	373.00	0.00	2,086.68	45.49
018-9301	EASTERN ELEMENTARY BOOKFAIR/BOXTOP S FUND	10,397.27	0.00	10,397.27	310.02	0.00	0.00	0.00	10,087.25	2.98
018-9302	EASTERN ELEMENTARY MATH	1,036.52	0.00	1,036.52	0.00	0.00	0.00	0.00	1,036.52	0.00
018-9303	EASTERN RUN CLUB	1,771.83	0.00	1,771.83	815.10	0.00	384.90	0.00	571.83	67.73
018-9400	CENTRAL PRINCIPAL'S FUND	7,500.00	1,282.91	8,782.91	2,384.00	0.00	721.48	0.00	5,677.43	35.36
018-9401	CENTRAL ELEMENTARY BOOKFAIR FUND	6,500.00	56.72	6,556.72	578.68	153.70	351.45	0.00	5,626.59	14.19
018-9402	CENTRAL	1,500.00	0.00	1,500.00	0.00	0.00	0.00	0.00	1,500.00	0.00

Reporting Period: April 2021 (FY 2021)
 As Of Period: 04/30/2021

5/6/21 11:21 AM

LEXINGTON LOCAL SCHOOLS
Appropriation Summary Report

Fund-SCC	Description	FYTD Appropriated	Prior Year Encumbrance	FYTD Expendable	FYTD Expended	MTD Expended	Encumbrance	Future Encumbrance	FYTD Unencumbered	Percent Expended/Encumbered
018-9500	ELEMENTARY ART WESTERN PRINCIPAL'S FUND	\$ 9,500.00	\$ 201.50	\$ 9,701.50	\$ 1,585.25	\$ 198.78	\$ 1,490.74	\$ 0.00	\$ 6,625.51	31.71 %
018-9501	WESTERN ELEMENTARY BOOKFAIR/BOXTOP S FUND	6,500.00	0.00	6,500.00	0.00	0.00	0.00	0.00	6,500.00	0.00
018-9503	WESTERN ELEMENTARY ART	1,986.42	0.00	1,986.42	0.00	0.00	0.00	0.00	1,986.42	0.00
018-9901	JUNIOR HIGH TEACHER ADVISORY FUND	109.25	0.00	109.25	0.00	0.00	0.00	0.00	109.25	0.00
019-9001	ACADEMIC BOOSTERS GRANTS	769.07	0.00	769.07	0.00	0.00	0.00	0.00	769.07	0.00
019-9121	CENTRAL ELEMENTARY PTO GRANTS	2,306.26	443.64	2,749.90	998.89	0.00	250.00	0.00	1,501.01	45.42
019-9122	EASTERN ELEMENTARY PTO GRANTS	2,401.33	0.00	2,401.33	0.00	0.00	0.00	0.00	2,401.33	0.00
019-9123	WESTERN ELEMENTARY PTO GRANTS	3,139.13	0.00	3,139.13	0.00	0.00	0.00	0.00	3,139.13	0.00
019-9200	RICHLAND COUNTY FOUNDATION GRANT PLAYGROUND	200.00	0.00	200.00	0.00	0.00	0.00	0.00	200.00	0.00
019-9218	RICH CO FOUND-WRITE STUFF STEAM KIT	52.93	0.00	52.93	0.00	0.00	0.00	0.00	52.93	0.00
019-9221	RICH CO FOUND-SCIENCE DISCOVERY BINS	0.95	0.00	0.95	0.00	0.00	0.00	0.00	0.95	0.00
019-9222	RICH CO FOUND-ONE BIG HAPPY FAMILY	688.74	0.00	688.74	686.33	0.00	0.00	0.00	2.41	99.65
019-9223	RICH CO FOUND-MAKER MAVEN STEM	1,250.00	0.00	1,250.00	1,250.00	0.00	0.00	0.00	0.00	100.00
019-9224	RICH CO FOUND-STEM SNAP CIRCUITS	1,478.21	0.00	1,478.21	1,411.85	0.00	0.00	0.00	66.36	95.51
019-9301	RICH CO FOUND/SECO ROBOTICS GRANT (HEIMANN)	31.72	0.00	31.72	0.00	0.00	0.00	0.00	31.72	0.00
019-9302	RICH CO RETIRED TEACHERS ASSOC	150.00	0.00	150.00	0.00	0.00	0.00	0.00	150.00	0.00

Reporting Period: April 2021 (FY 2021)
 As Of Period: 04/30/2021

5/6/21 11:21 AM

**LEXINGTON LOCAL SCHOOLS
 Appropriation Summary Report**

Fund-SCC	Description	FYTD Appropriated	Prior Year Encumbrance	FYTD Expendable	FYTD Expended	MTD Expended	Encumbrance	Future Encumbrance	FYTD Unencumbered	Percent Expended/Encumbered
022-9601	OHSAA TOURNAMENT AGENCY FUND	\$ 19,628.00	\$ (6,642.92)	\$ 12,985.08	\$ 3,680.59	\$ 1,324.87	\$ 15,245.00	\$ 0.00	\$ (5,940.51)	145.75 %
024-0000	EMPLOYEE BENEFITS FUND FOR MEDICAL/DENTAL	5,096,545.00	0.00	5,096,545.00	4,706,043.44	420,647.96	347,359.80	0.00	43,141.76	99.15
034-0000	OFCC PROJECT MAINTENANCE FUND	5,000.00	0.00	5,000.00	3,051.34	1,592.16	0.00	0.00	1,948.66	61.03
200-9101	HIGH SCHOOL ART CLUB	651.46	0.00	651.46	0.00	0.00	0.00	0.00	651.46	0.00
200-9102	HIGH SCHOOL DRAMA CLUB	20,000.00	4,599.04	24,599.04	40.00	40.00	1,135.00	0.00	23,424.04	4.78
200-9103	HIGH SCHOOL MATH CLUB	52.70	0.00	52.70	0.00	0.00	0.00	0.00	52.70	0.00
200-9104	HIGH SCHOOL LEADERSHIP COUNCIL	697.11	0.00	697.11	0.00	0.00	0.00	0.00	697.11	0.00
200-9105	HIGH SCHOOL FRENCH CLUB	379.75	0.00	379.75	0.00	0.00	0.00	0.00	379.75	0.00
200-9107	HIGH SCHOOL SPANISH CLUB	718.50	(80.24)	638.26	0.00	0.00	0.00	0.00	638.26	0.00
200-9108	HIGH SCHOOL LEO CLUB	1,000.00	518.13	1,518.13	115.88	115.88	384.12	0.00	1,018.13	32.94
200-9114	HIGH SCHOOL STUDENT COUNCIL FUND	2,500.00	(19.45)	2,480.55	0.00	0.00	500.00	0.00	1,980.55	20.16
200-9115	HIGH SCHOOL KEY CLUB	1,000.00	0.00	1,000.00	490.00	0.00	0.00	0.00	510.00	49.00
200-9116	HIGH SCHOOL CHESS CLUB	321.00	0.00	321.00	0.00	0.00	0.00	0.00	321.00	0.00
200-9119	HIGH SCHOOL YEARBOOK FUND	20,000.00	4,831.20	24,831.20	1,167.74	0.00	3,663.46	0.00	20,000.00	19.46
200-9120	HIGH SCHOOL JOURNALISM FUND	250.00	0.00	250.00	0.00	0.00	0.00	0.00	250.00	0.00
200-9121	HIGH SCHOOL NATIONAL HONOR SOCIETY	1,500.00	0.00	1,500.00	1,260.13	296.08	0.00	0.00	239.87	84.01
200-9201	JUNIOR HIGH ART CLUB	616.33	0.00	616.33	0.00	0.00	200.25	0.00	416.08	32.49
200-9204	JUNIOR HIGH STUDENT COUNCIL FUND	1,500.00	0.00	1,500.00	0.00	0.00	0.00	0.00	1,500.00	0.00
200-9205	JUNIOR HIGH LIBRARY CLUB	77.65	0.00	77.65	0.00	0.00	0.00	0.00	77.65	0.00
200-9301	EASTERN ELEMENTARY	2,000.00	0.00	2,000.00	253.65	0.00	961.28	0.00	785.07	60.75

Reporting Period: April 2021 (FY 2021)
 As Of Period: 04/30/2021

5/6/21 11:21 AM

**LEXINGTON LOCAL SCHOOLS
 Appropriation Summary Report**

Fund-SCC	Description	FYTD Appropriated	Prior Year Encumbrance	FYTD Expendable	FYTD Expended	MTD Expended	Encumbrance	Future Encumbrance	FYTD Unencumbered	Percent Expended/Encumbered
	STUDENT ACTIVITY FUND									
200-9302	EASTERN ELEMENTARY ROBOTICS FUND	\$ 1,425.16	\$ 0.00	\$ 1,425.16	\$ 0.00	\$ 0.00	\$ 0.00	\$ 0.00	\$ 1,425.16	0.00 %
200-9611	HIGH SCHOOL INFORMED TEENS FUND	903.63	0.00	903.63	0.00	0.00	0.00	0.00	903.63	0.00
200-9612	JUNIOR HIGH INFORMED TEENS FUND	1,544.18	0.00	1,544.18	0.00	0.00	0.00	0.00	1,544.18	0.00
300-9115	JAZZ BAND	1,000.00	0.00	1,000.00	0.00	0.00	755.00	0.00	245.00	75.50
300-9116	CHOIR	1,584.95	0.00	1,584.95	0.00	0.00	0.00	0.00	1,584.95	0.00
300-9206	JUNIOR HIGH PHYS ED DEPARTMENT FUND	3,000.00	(43.88)	2,956.12	386.23	183.31	1,136.08	0.00	1,433.81	51.50
300-9210	JR HIGH INSTRUMENTAL	41.03	0.00	41.03	0.00	0.00	0.00	0.00	41.03	0.00
300-9600	ATHLETIC FUND	198,700.00	1,296.44	199,996.44	125,943.34	7,130.86	24,350.32	0.00	49,702.78	75.15
300-9601	ATHLETIC CAPITAL FUND	45,000.00	0.00	45,000.00	0.00	(535.00)	1,065.00	0.00	43,935.00	2.37
300-9602	ORCHESTRA	63.22	0.00	63.22	0.00	0.00	0.00	0.00	63.22	0.00
300-9603	ELEMENTARY MUSIC	1,572.09	0.00	1,572.09	0.00	0.00	0.00	0.00	1,572.09	0.00
300-9605	BAND	232.95	0.00	232.95	0.00	0.00	0.00	0.00	232.95	0.00
451-9021	Network Connectivity FY 2021	9,000.00	0.00	9,000.00	9,000.00	0.00	0.00	0.00	0.00	100.00
467-0000	STUDENT WELLNESS AND SUCCESS FUND	313,958.80	19,964.28	333,923.08	293,619.98	30,849.82	27,786.39	0.00	12,516.71	96.25
499-9021	SCHOOL SAFETY GRANT FY21	10,500.00	0.00	10,500.00	12,100.92	9,391.92	0.00	0.00	(1,600.92)	115.25
499-9121	SCHOOL BUS PURCHASE PROGRAM	42,925.71	0.00	42,925.71	42,925.71	0.00	0.00	0.00	0.00	100.00
507-9021	ESSER FUNDING FY21	23,763.52	0.00	23,763.52	23,171.47	2,776.00	592.05	0.00	0.00	100.00
507-9921	ESSER II FUNDING	0.00	0.00	0.00	503,605.66	503,605.66	1,653.76	0.00	(505,259.42)	0.00
510-9021	CRF FUNDING FY21	118,824.75	0.00	118,824.75	118,824.75	0.00	0.00	0.00	0.00	100.00
516-9020	IDEA-B SPECIAL EDUCATION FY20	7,325.13	14,133.53	21,458.66	7,325.13	0.00	0.00	0.00	14,133.53	34.14
516-9021	IDEA-B SPECIAL EDUCATION FY21	572,108.66	0.00	572,108.66	365,706.69	50,560.82	107,264.66	0.00	99,137.31	82.67
572-9020	TITLE I FY20	9,249.35	1,187.16	10,436.51	10,436.51	0.00	0.00	0.00	0.00	100.00
572-9021	TITLE I FY21	269,128.99	0.00	269,128.99	220,124.18	24,349.97	4,494.75	0.00	44,510.06	83.46

Reporting Period: April 2021 (FY 2021)
 As Of Period: 04/30/2021

5/6/21 11:21 AM

**LEXINGTON LOCAL SCHOOLS
 Appropriation Summary Report**

Fund-SCC	Description	FYTD Appropriated	Prior Year Encumbrance	FYTD Expendable	FYTD Expended	MTD Expended	Encumbrance	Future Encumbrance	FYTD Unencumbered	Percent Expended/Encumbered
572-9921	EOEC	\$ 5,695.32	\$ 0.00	\$ 5,695.32	\$ 5,695.32	\$ 5,695.32	\$ 0.00	\$ 0.00	\$ 0.00	100.00 %
587-9020	EARLY CHILDHOOD SPECIAL EDUCATION IDEA FY20	0.00	60.00	60.00	0.00	0.00	0.00	0.00	60.00	0.00
587-9021	EARLY CHILDHOOD SPECIAL EDUCATION IDEA FY21	15,093.47	0.00	15,093.47	14,156.56	2,300.90	3,015.84	0.00	(2,078.93)	113.77
590-9021	TITLE II-A IMPROVING TEACHER QUALITY FY21	52,936.51	0.00	52,936.51	53,882.27	171.08	0.00	0.00	(945.76)	101.79
599-9021	TITLE IV FY21	30,374.82	0.00	30,374.82	21,379.95	0.00	0.00	0.00	8,994.87	70.39
599-9921	RICHLAND COUNTY MOBILE HOT SPOT GRANT	20,800.00	0.00	20,800.00	18,679.04	1,506.00	1,680.50	0.00	440.46	97.88
Grand Total		92,612,394.33	\$ 3,233,122.68	\$ 95,845,517.01	\$ 40,124,345.94	\$ 4,526,147.24	\$ 48,885,707.14	\$ 0.00	\$ 6,835,463.93	