


# LEXINGTON LOCAL SCHOOLS



---

FINANCIAL REPORT  
FOR THE PERIOD ENDING  
APRIL 30, 2020

---

PREPARED BY  
JASON WHITESEL, TREASURER

DATE: 05/05/2020  
TIME: 09:14

LEXINGTON LOCAL SCHOOLS  
CASH RECONCILIATION AS OF 04/30/2020

PAGE: 1  
(USAEMSED)

	SUB-TOTALS	TOTALS
	-----	-----
Gross Depository Balances:		
RICHLAND BANK MMA 5719	\$ 6,135,578.38	
RICHLAND BANK SWEEP ACCT 3520	2,864,351.57	
RICHLAND BANK GENERAL ACCT 0580	300,025.60	
RICHLAND BANK ANTHEM SWEEP 3523	1,524,430.74	
RICHLAND BANK EE BENEFITS 3180	0.00	
RICHLAND BANK PAYROLL ACCT 9780	3,550.32	
RICHLAND BANK ATHLETIC ACCT 3280	5,765.00	
	-----	
Total Depository Balances (Gross)		\$ 10,833,701.61
Adjustments to Bank Balance:		
Cash in Transit to Bank	\$ 220.00	
Outstanding Checks	69,501.84-	
Adjustments	335.52-	
Municipal Income Tax -\$335.52		
	-----	
Total Adjustments to Bank Balance		69,617.36-
Investments:		
Treasury Bonds and Notes	\$ 32,135,112.25	
Certificate of Deposits	8,274,000.00	
Other Securities	11,715,220.29	
Other Investments:		
Richland Bank MMA (5750)	243,582.44	
RICHLAND BANK MMA (R252)	8,360,609.29	
Richland Bank MMA/Sav (R252)	248,000.00	
	-----	
Total Investments		60,976,524.27
Cash on Hand:		
Petty Cash:		
TREASURER'S OFFICE	\$ 100.00	
HIGH SCHOOL	50.00	
JUNIOR HIGH SCHOOL	50.00	
EASTERN, CENTRAL, WESTERN	100.00	
Change Cash:		
ATHLETIC CHANGE	\$ 3,000.00	
CAFETERIA CHANGE	333.00	
JUNIOR HIGH SCHOOL	100.00	
Cash with Fiscal Agent	0.00	
	-----	
Total Cash on Hand		3,733.00
		-----
Total Balances		\$ 71,744,341.52
		=====
Total Fund Balance		\$ 71,744,341.52
		=====
Depository Clearance Accounts:		
	-----	
Total Clearance Account Balances		\$ 0.00

April 01, 2020 through April 30, 2020

Account Name : Lexington Local SD Managing Agency

Account No : 5750

## Summary Of Investment Holdings

Quantity	Description		Unit Value	Market Value	Tax Cost	Estimated Ann Inc	Yield To Mkt
<b><u>Money Markets - Taxable</u></b>							
243,582.44	Northern Instl Government Select Portfolio		1.0000	243,582.44	243,582.44	633.31	0.26%
<b>Totals</b>				<b>243,582.44</b>	<b>243,582.44</b>	<b>633.31</b>	<b>0.26%</b>
<b><u>Marketable CDs</u></b>							
200,000	Alma Bank	1.300%	06/10/2020	100.1055	200,211.00	200,000.00	2,600.00 1.30%
150,000	Community Fin'l Svcs Bk KY	1.500%	08/19/2020	100.3480	150,522.00	150,000.00	2,250.00 1.49%
200,000	Bank Leumi USA NY NY	1.750%	08/25/2020	100.4531	200,906.20	200,000.00	3,500.00 1.74%
248,000	Wells Fargo Bank NA	2.800%	09/14/2020	100.9112	250,259.78	248,000.00	6,944.00 2.77%
200,000	Marlin Business Bank	1.850%	10/13/2020	100.6785	201,357.00	200,000.00	3,700.00 1.84%
175,000	Unison Bank	1.500%	11/25/2020	100.9743	176,705.03	175,000.00	2,625.00 1.49%
200,000	Goldman Sachs Bank USA	1.850%	02/17/2021	101.2349	202,469.80	200,000.00	3,700.00 1.83%
200,000	MB Financial Bank NA	1.400%	03/30/2021	100.6666	201,333.20	200,000.00	2,800.00 1.39%
100,000	BankVista	1.400%	04/06/2021	100.8970	100,897.00	100,000.00	1,400.00 1.39%
200,000	Bank of Santa Clarita CA	1.400%	04/15/2021	100.8982	201,796.40	200,000.00	2,800.00 1.39%
200,000	Stearns Bank NA	1.950%	09/29/2021	101.9240	203,848.00	200,000.00	3,900.00 1.91%
200,000	Citibank NA	3.150%	10/26/2021	103.7980	207,596.00	200,000.00	6,300.00 3.03%
200,000	BMW Bank North America	3.050%	12/28/2021	103.9943	207,988.60	200,000.00	6,100.00 2.93%
100,000	Medallion Bank UT	3.050%	01/10/2022	104.0609	104,060.90	100,000.00	3,050.00 2.93%
150,000	TIAA FSB	2.850%	02/22/2022	103.9416	155,912.40	150,000.00	4,275.00 2.74%
200,000	Bridgewater Bank Bloom MN	1.900%	02/28/2022	102.2503	204,500.60	200,000.00	3,800.00 1.86%
200,000	Continental Bank UT	1.900%	06/22/2022	102.5346	205,069.20	200,000.00	3,800.00 1.85%
200,000	American Express Centurion	2.400%	09/12/2022	103.5475	207,095.00	200,000.00	4,800.00 2.32%
200,000	Discover Bank	2.250%	09/27/2022	103.6071	207,214.20	200,000.00	4,500.00 2.17%
200,000	Sallie Mae Bank SLC UT	2.500%	12/13/2022	104.5027	209,005.40	200,000.00	5,000.00 2.39%
25,000	State Bank of India NY	3.000%	03/06/2023	106.2481	26,562.03	25,000.00	750.00 2.82%
200,000	Comenity Capital Bank	2.700%	04/17/2023	105.5740	211,148.00	200,000.00	5,400.00 2.56%
150,000	Merrick Bank	2.050%	07/12/2023	103.9479	155,921.85	150,000.00	3,075.00 1.97%

April 01, 2020 through April 30, 2020

Account Name : Lexington Local SD Managing Agency

Account No : 5750

## Summary Of Investment Holdings

Quantity	Description			Unit Value	Market Value	Tax Cost	Estimated Ann Inc To Mkt	Yield
100,000	Border State Bank	1.100%	03/27/2024	101.1540	101,154.00	100,000.00	1,100.00	1.09%
248,000	Live Oak Banking Company	1.250%	09/13/2024	101.6100	251,992.80	248,000.00	3,100.00	1.23%
<i>Totals</i>					<b>4,545,526.39</b>	<b>4,446,000.00</b>	<b>91,269.00</b>	<b>2.01%</b>
<u>U.S. Govt Agy-Exempt State</u>								
150,000	FFCB	1.690%	02/12/2024	100.7875	151,181.25	150,000.00	2,535.00	1.68%
<i>Totals</i>					<b>151,181.25</b>	<b>150,000.00</b>	<b>2,535.00</b>	<b>1.68%</b>
<u>U.S. Govt Agy-Non-Ex St-Int Only</u>								
300,000	FNMA	1.300%	07/28/2020	100.2557	300,767.24	300,000.00	3,900.00	1.30%
150,000	FHLMC	1.625%	02/28/2024	100.1992	150,298.77	150,000.00	2,437.50	1.62%
<i>Totals</i>					<b>451,066.01</b>	<b>450,000.00</b>	<b>6,337.50</b>	<b>1.41%</b>
<i>Grand Total</i>					<b>5,391,356.09</b>	<b>5,289,582.44</b>	<b>100,774.81</b>	<b>1.87%</b>

Gain or Loss amounts and transactions, as shown, may not reflect the amount to be used for income tax purposes.

April 01, 2020 through April 30, 2020

Account Name : Lexington Local SD Bond Acct Man Agcy

Account No : R252

## Summary Of Investment Holdings

Quantity	Description		Unit Value	Market Value	Tax Cost	Estimated Ann Inc	Yield To Mkt
<b><u>Money Markets - Taxable</u></b>							
8,360,609.29	Northern Instl Government Select Portfolio		1.0000	8,360,609.29	8,360,609.29	21,737.58	0.26%
<b>Totals</b>				<b>8,360,609.29</b>	<b>8,360,609.29</b>	<b>21,737.58</b>	<b>0.26%</b>
<b><u>Money Markets/Savings - Taxable</u></b>							
248,000	Park National Bank FDIC Account P250		1.0000	248,000.00	248,000.00	744.00	0.30%
<b>Totals</b>				<b>248,000.00</b>	<b>248,000.00</b>	<b>744.00</b>	<b>0.30%</b>
<b><u>Marketable CDs</u></b>							
238,000	First National Bank	1.950%	06/25/2020	100.2443	238,581.43	238,000.00	4,641.00 1.95%
238,000	Goldman Sachs Bank USA	1.950%	07/23/2020	100.3718	238,884.88	238,000.00	4,641.00 1.94%
238,000	Morgan Stanley Bank NA	1.950%	07/24/2020	100.3762	238,895.36	238,000.00	4,641.00 1.94%
240,000	Investors Bk Short Hills NJ	0.800%	10/26/2020	100.2233	240,535.92	240,000.00	1,920.00 0.80%
238,000	MetaBank	1.700%	10/30/2020	100.6849	239,630.06	238,000.00	4,046.00 1.69%
238,000	BMO Harris Bank NA	1.750%	11/02/2020	100.7252	239,725.98	238,000.00	4,165.00 1.74%
238,000	New York Community Bank	1.650%	12/10/2020	100.8361	239,989.92	238,000.00	3,927.00 1.64%
240,000	Bank OZK	1.650%	01/04/2021	100.9316	242,235.84	240,000.00	3,960.00 1.63%
240,000	Bank of India NY	1.650%	01/27/2021	101.0525	242,526.00	240,000.00	3,960.00 1.63%
240,000	ESSA Bank & Trust PA	1.600%	01/28/2021	101.0165	242,439.60	240,000.00	3,840.00 1.58%
240,000	Morgan Stanley PVT Bank	1.700%	01/29/2021	101.0941	242,625.84	240,000.00	4,080.00 1.68%
240,000	TBK Bank SSB	1.650%	01/29/2021	101.0561	242,534.64	240,000.00	3,960.00 1.63%
240,000	First Foundation Bank	1.600%	02/04/2021	101.0281	242,467.44	240,000.00	3,840.00 1.58%
240,000	Hardin County Bank	1.600%	02/05/2021	101.0095	242,422.80	240,000.00	3,840.00 1.58%
240,000	Haven Savings Bank	1.600%	02/12/2021	101.0405	242,497.20	240,000.00	3,840.00 1.58%
240,000	Ally Bank Midvale UT	1.000%	04/23/2021	100.5130	241,231.20	240,000.00	2,400.00 0.99%
<b>Totals</b>				<b>3,857,224.11</b>	<b>3,828,000.00</b>	<b>61,701.00</b>	<b>1.60%</b>
<b><u>U.S. Treasury Bills</u></b>							
15,000,000	US Treasury Bill		07/16/2020	99.9797	14,996,955.00	14,723,270.83	22,195.49 0.15%

April 01, 2020 through April 30, 2020

Account Name : Lexington Local SD Bond Acct Man Agcy

Account No : R252

## Summary Of Investment Holdings

Quantity	Description		Unit Value	Market Value	Tax Cost	Estimated Ann Inc	Yield To Mkt
8,600,000	US Treas Bill	07/23/2020	99.9804	8,598,314.40	8,538,064.00	11,607.72	0.13%
<i>Totals</i>				<b>23,595,269.40</b>	<b>23,261,334.83</b>	<b>33,803.21</b>	<b>0.14%</b>
<u>U.S. Treasury Bonds</u>							
3,000,000	US Treasury Bond	2.750% 09/30/2020	101.1016	3,033,048.00	3,017,702.42	82,500.00	2.72%
<i>Totals</i>				<b>3,033,048.00</b>	<b>3,017,702.42</b>	<b>82,500.00</b>	<b>2.72%</b>
<u>Commercial Paper - Corporate</u>							
2,950,000	Prudential PI Com'l Paper	1.600% 06/02/2020	99.3778	2,931,644.45	2,931,644.45	47,200.00	1.61%
2,950,000	Walt Disney Company Com'l Pa	1.600% 06/25/2020	99.1467	2,924,826.68	2,924,826.67	47,200.00	1.61%
2,950,000	Natl Sec Clearing Cor Com'l	1.600% 07/15/2020	99.1867	2,926,006.68	2,926,006.67	47,200.00	1.61%
2,950,000	Bank of China/Hong Kong Com'	1.770% 07/24/2020	99.4150	2,932,742.50	2,932,742.50	57,525.01	1.96%
<i>Totals</i>				<b>11,715,220.31</b>	<b>11,715,220.29</b>	<b>199,125.01</b>	<b>1.70%</b>
<u>U.S. Govt Agy-Exempt State</u>							
4,500,000	FFCB	1.750% 03/03/2025	100.0655	4,502,947.91	4,506,075.00	78,750.00	1.75%
<i>Totals</i>				<b>4,502,947.91</b>	<b>4,506,075.00</b>	<b>78,750.00</b>	<b>1.75%</b>
<u>U.S. Govt Agy-Non-Ex St-Int Only</u>							
750,000	FHLMC	1.625% 02/28/2024	100.1992	751,493.84	750,000.00	12,187.50	1.62%
<i>Totals</i>				<b>751,493.84</b>	<b>750,000.00</b>	<b>12,187.50</b>	<b>1.62%</b>
<i>Grand Total</i>				<b>56,063,812.86</b>	<b>55,686,941.83</b>	<b>490,548.30</b>	<b>0.87%</b>

Gain or Loss amounts and transactions, as shown, may not reflect the amount to be used for income tax purposes.

**LEXINGTON LOCAL SCHOOLS**  
**INVESTMENT REPORT FOR THE MONTH ENDING**  
**APRIL 30, 2020**

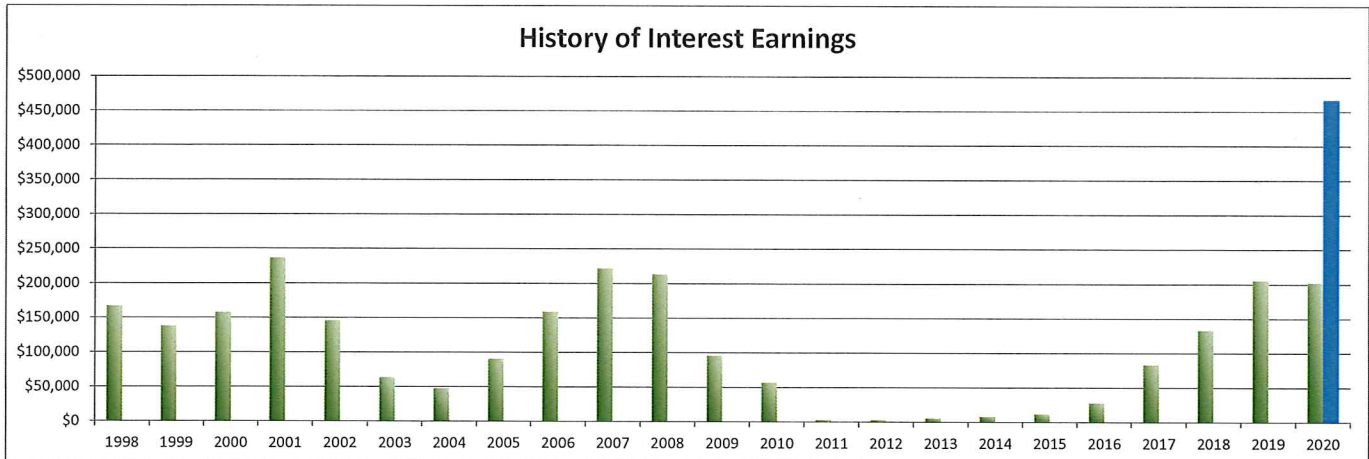
INTEREST EARNED:	THIS MONTH	FISCAL YEAR TO DATE
Richland Bank, General Sweep	\$993.93	\$14,747.88
Richland Bank, General MMA	\$1,151.98	\$80,113.71
Richland Bank, Anthem Sweep	\$309.28	\$15,681.94
Star Ohio	\$0.00	\$0.00
CDs, Bonds, and other investments	\$8,788.91	\$91,938.77
<b>TOTAL INTEREST RECEIVED</b>	<b>\$11,244.10</b>	<b>\$202,482.30</b>

INTEREST EARNED (LEX BOND ACCT)	THIS MONTH	FISCAL YEAR TO DATE
Richland Bank, General Sweep	\$0.00	\$0.00
Richland Bank, General MMA	\$0.00	\$0.00
Richland Bank, Anthem Sweep	\$0.00	\$0.00
Star Ohio	\$0.00	\$0.00
CDs, Bonds, and other investments	\$27,824.77	\$467,716.18
<b>TOTAL INTEREST RECEIVED</b>	<b>\$27,824.77</b>	<b>\$467,716.18</b>

History of Interest Earnings	Fiscal Year	Interest Earnings
	1998	\$ 167,057.52
	1999	\$ 138,113.69
	2000	\$ 157,991.72
	2001	\$ 236,839.79
	2002	\$ 146,052.34
	2003	\$ 63,712.36
	2004	\$ 47,970.95
	2005	\$ 90,719.94
	2006	\$ 158,724.51
	2007	\$ 221,998.86
	2008	\$ 213,660.34
	2009	\$ 95,639.63
	2010	\$ 56,860.22
	2011	\$ 3,001.78
	2012	\$ 3,090.00
	2013	\$ 5,758.97
	2014	\$ 8,349.92
	2015	\$ 11,765.22
	2016	\$ 28,300.22
	2017	\$ 83,194.26
	2018	\$ 133,582.49
	2019	\$ 205,588.68
FISCAL Year To Date	2020	\$202,482.30

Lex Bond Acct Interest Earnings	Fiscal Year	Interest Earnings
FISCAL Year To Date	2020	\$467,716.18

<b>Total Interest Earnings 1998 to Present</b>	<b>\$ 2,480,455.71</b>
--	------------------------



FINANCIAL SUMMARY REPORT  
Processing Month: April 2020  
LEXINGTON LOCAL SCHOOLS

Fnd	Sec	Description	Beginning Balance	MTD Revenues	FYTD Revenues	MTD Expenditures	FYTD Expenditures	Current Available Balance
001	0000	GENERAL FUND	9,425,388.56	2,255,436.68	22,232,715.53	2,097,929.60	21,038,858.18	10,619,245.91
001	9412	GENERAL BUDGET RESERVE SE	87,928.97	.00	.00	.00	.00	87,928.97
002	0000	BOND RETIREMENT FUND	1,925.89	658,018.61	4,860,059.26	27,672.87	1,456,143.34	3,405,841.81
003	0000	PERMANENT IMPROVEMENT FUN	65,009.60	16,400.95	682,957.66	7,848.09	641,336.50	106,630.76
004	0000	LFI BUILDING FUND	.00	5,461.02	56,561,885.54	.00	45,643,586.91	10,918,298.63
006	0000	FOOD SERVICE FUND	2,391.51	54,648.97	487,985.47	55,446.86	616,567.50	130,973.54
007	9100	LEXINGTON MINUTEMEN ACADE	18,983.37	92.72	113,065.20	.00	8,250.00	123,798.57
007	9800	TERRY McCAMMON SCHOLARSHI	12,770.55	10.07	677.80	.00	.00	13,448.35
010	0000	CLASSROOM FACILITIES CONS	.00	22,363.75	45,376,069.05	56,468.75	663,894.60	44,712,174.45
018	9100	HIGH SCHOOL PRINCIPAL'S F	1,364.37	.00	5,096.97	647.00	3,432.04	3,029.30
018	9101	HIGH SCHOOL FLOWER FUND	.00	.00	104.00	.00	45.00	59.00
018	9200	JUNIOR HIGH PRINCIPAL'S F	2,084.24	.00	4,354.00	.00	519.47	5,918.77
018	9300	EASTERN PRINCIPAL'S FUND	5,077.34	.00	758.31	.00	4,507.77	1,327.88
018	9301	EASTERN ELEMENTARY BOOKFA	9,119.25	25.60	2,274.42	.00	7,496.40	3,897.27
018	9302	EASTERN ELEMENTARY MATH	1,236.52	.00	.00	.00	200.00	1,036.52
018	9303	EASTERN RIN CLUB	206.68	.00	1,135.00	.00	819.85	521.83
018	9400	CENTRAL PRINCIPAL'S FUND	8,832.01	.00	2,584.08	316.00	2,057.63	9,358.46
018	9401	CENTRAL ELEMENTARY BOOKFA	3,284.84	.00	3,157.50	.00	1,528.65	4,913.69
018	9402	CENTRAL ELEMENTARY ART	1,941.37	.00	.00	.00	.00	1,941.37
018	9500	WESTERN PRINCIPAL'S FUND	16,890.68	.00	4,089.11	.00	3,919.38	17,060.41
018	9501	WESTERN ELEMENTARY BOOKFA	2,944.06	.00	3,154.79	.00	3,361.46	2,737.39
018	9503	WESTERN ELEMENTARY ART	1,986.42	.00	.00	.00	.00	1,986.42
018	9901	JUNIOR HIGH TEACHER ADVIS	109.25	.00	.00	.00	.00	109.25
019	9001	ACADEMIC BOOSTERS GRANTS	769.07	.00	.00	.00	.00	769.07
019	9121	CENTRAL ELEMENTARY PTO GR	974.67	1.54	1,224.25	192.86	507.61	1,691.31
019	9122	EASTERN ELEMENTARY PTO GR	1,279.64	1.53	1,085.72	.00	1,071.36	1,294.00
019	9123	WESTERN ELEMENTARY PTO GR	1,429.82	1.53	1,085.74	.00	378.92	2,136.64
019	9200	RICHLAND COUNTY FOUNDATIO	200.00	.00	.00	.00	.00	200.00
019	9218	RICH CO FOUND-WRITE STUFF	52.93	.00	.00	.00	.00	52.93
019	9219	RICH CO FOUND-CLASSROOM L	.00	.00	549.52	.00	549.52	.00
019	9220	RICH CO FOUND-LEGOS AND B	.00	.00	915.00	.00	859.79	55.21
019	9221	RICH CO FOUND-SCIENCE DIS	.00	.00	1,500.00	.00	1,499.05	.95
019	9301	RICH CO FOUND/SECO ROBOTI	31.72	.00	.00	.00	.00	31.72
019	9302	RICH CO RETIRED TEACHERS	150.00	.00	.00	.00	.00	150.00
022	9601	OHSAA TOURNAMENT AGENCY F	108.42	.00	27,915.00	.00	17,385.82	10,637.60
024	0000	EMPLOYEE BENEFITS FUND FO	1,148,706.99	459,019.88	4,510,417.46	316,809.36	4,137,443.71	1,521,680.74
034	0000	DFCC PROJECT MAINTENANCE	.00	93,034.09	99,472.55	1,608.86	1,758.47	97,714.08
200	9101	HIGH SCHOOL ART CLUB	93.76	.00	278.70	.00	.00	372.46
200	9102	HIGH SCHOOL DRAMA CLUB	25,775.03	.00	1,236.00	132.90	2,397.42	24,613.61
200	9103	HIGH SCHOOL MATH CLUB	52.70	.00	.00	.00	.00	52.70
200	9104	HIGH SCHOOL LEADERSHIP CO	754.05	.00	.00	.00	56.94	697.11
200	9105	HIGH SCHOOL FRENCH CLUB	302.37	.00	32.38	.00	.00	334.75
200	9107	HIGH SCHOOL SPANISH CLUB	618.50	.00	.00	.00	50.00	568.50
200	9108	HIGH SCHOOL LED CLUB	3,286.40	11.88	529.37	.00	1,647.27	2,168.50
200	9114	HIGH SCHOOL STUDENT COUNC	2,958.92	.00	568.00	.00	1,239.97	2,286.95
200	9115	HIGH SCHOOL KEY CLUB	950.98	.00	2,990.00	.00	2,335.38	1,605.60



FINANCIAL SUMMARY REPORT  
Processing Month: April 2020  
LEXINGTON LOCAL SCHOOLS

Fnd	Sec	Description	Beginning Balance	MTD Revenues	FYTD Revenues	MTD Expenditures	FYTD Expenditures	Current Available Balance
200	9116	HIGH SCHOOL CHESS CLUB	321.00	.00	.00	.00	.00	321.00
200	9119	HIGH SCHOOL YEARBOOK FUND	49,110.95	.00	8,645.00	.00	6,370.75	51,385.20
200	9120	HIGH SCHOOL JOURNALISM FU	505.44	.00	.00	.00	.00	505.44
200	9121	HIGH SCHOOL NATIONAL HONO	807.17	.00	1,190.00	.00	1,796.19	200.98
200	9201	JUNIOR HIGH ART CLUB	541.33	.00	.00	.00	.00	541.33
200	9204	JUNIOR HIGH STUDENT COUNC	1,000.31	.00	1,316.60	.00	426.64	1,890.27
200	9205	JUNIOR HIGH LIBRARY CLUB	77.65	.00	.00	.00	.00	77.65
200	9301	EASTERN ELEMENTARY STUDEN	1,233.78	.00	250.00	.00	268.85	1,214.93
200	9302	EASTERN ELEMENTARY ROBOTI	650.95	.00	720.00	.00	795.79	575.16
200	9611	HIGH SCHOOL INFORMED TEEN	903.63	.00	.00	.00	.00	903.63
200	9612	JUNIOR HIGH INFORMED TEEN	492.74	14.82	74.34	.00	22.90	544.18
300	9115	JAZZ BAND	1,850.81	.00	.00	.00	338.20	1,512.61
300	9116	CHOIR	1,085.20	.00	300.00	.00	100.25	1,284.95
300	9206	JUNIOR HIGH PHYS ED DEPAR	3,924.68	.00	1,940.00	320.22	2,506.09	3,358.59
300	9210	JR HIGH INSTRUMENTAL	41.03	.00	.00	.00	.00	41.03
300	9600	ATHLETIC FUND	6,471.99	.00	178,787.28	61.70	197,079.63	11,820.36-
300	9601	ATHLETIC CAPITAL FUND	39,000.00	.00	26,000.00	.00	.00	65,000.00
300	9602	ORCHESTRA	63.22	.00	.00	.00	.00	63.22
300	9603	ELEMENTARY MUSIC	1,795.57	.00	.00	.00	223.48	1,572.09
300	9605	BAND	232.95	.00	.00	.00	.00	232.95
451	9020	Network Connectivity FY 2	.00	.00	9,000.00	.00	9,000.00	.00
467	0000	STUDENT WELLNESS AND SUCC	.00	.00	313,012.20	29,921.19	230,905.85	82,106.35
499	9020	SCHOOL SAFETY GRANT FY20	.00	.00	10,607.48	.00	10,607.48	.00
516	9019	IDEA-B SPECIAL EDUCATION	40,448.50-	.00	78,905.73	.00	38,457.23	.00
516	9020	IDEA-B SPECIAL EDUCATION	.00	38,040.03	347,450.50	36,348.13	372,557.45	25,106.95-
572	9019	TITLE I FY19	11,341.27-	.00	23,520.05	.00	12,178.78	.00
572	9020	TITLE I FY20	.00	23,278.70	212,866.75	23,096.18	219,071.31	6,204.56-
587	9019	EARLY CHILDHOOD SPECIAL E	7,546.89-	.00	7,546.89	.00	.00	.00
587	9020	EARLY CHILDHOOD SPECIAL E	.00	4,020.52	13,842.22	3,007.77	16,255.69	2,413.47-
590	9020	TITLE II-A IMPROVING TEAC	.00	7,893.82	60,408.91	7,893.82	63,020.51	2,611.60-
599	9020	TITLE IV FY20	.00	1,575.00	24,215.96	239.00	24,454.96	239.00-
Grand Total All Funds			10,903,962.17	3,606,549.81	136,312,523.29	2,665,961.16	75,472,143.94	71,744,341.52
Total Invested Funds			.00					

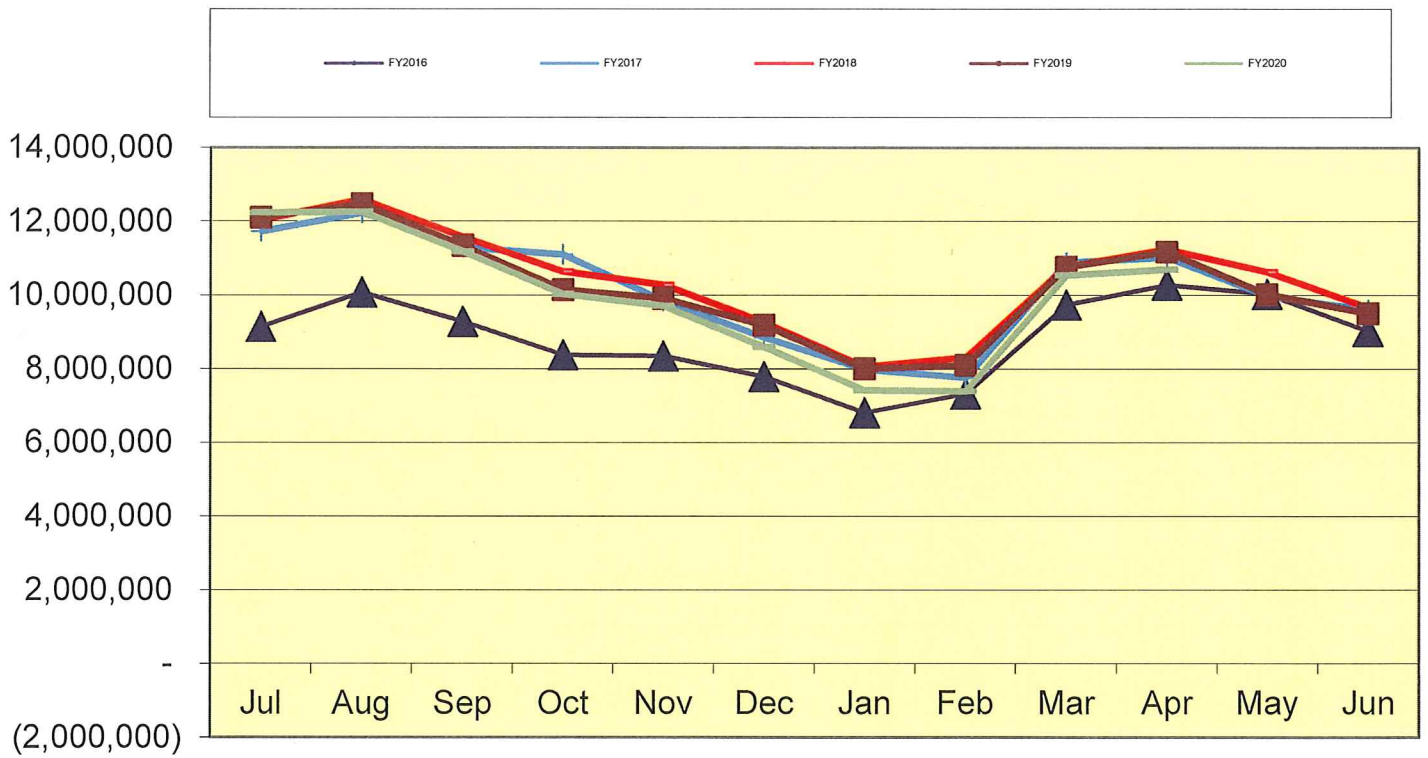
SCHOOL DISTRICT: LEXINGTON LOCAL SCHOOLS      IRN # 049437      COUNTY: RICHLAND      FISCAL YEAR: 2020 MONTH: 04

	MONTHLY ESTIMATE	MONTHLY ACTUAL	MONTHLY DIFFERENCE	FISCAL YTD ESTIMATE	FISCAL YTD ACTUAL	FISCAL YTD DIFFERENCE
<b>REVENUES</b>						
01.010 General Property (Real Estate)	1,200,000	906,324	293,676-	10,736,984	10,822,283	85,299
01.020 Tangible Personal Property Tax	320,927	396,468	75,541	726,472	833,549	107,077
01.030 Income Tax	0	0	0	0	0	0
01.035 Unrestricted Grants-in-Aid	895,000	871,699	23,301-	9,051,679	8,901,671	150,008-
01.040 Restricted Grants-in-Aid	6,200	6,203	3	62,013	62,031	18
01.045 Restricted Grants-in-Aid - SF5F	0	0	0	0	0	0
01.050 Property Tax Allocation	0	47,677	47,677	909,708	908,670	1,038-
01.060 All Other Operating Revenue	123,561	24,184	99,377-	573,373	617,262	43,889
01.070 Total Revenue	2,545,688	2,252,555	293,133-	22,060,229	22,145,466	85,237
<b>OTHER FINANCING SOURCES</b>						
02.010 Proceeds from Sale of Notes	0	0	0	0	0	0
02.020 State Emergency Loans & Advancements (Approved)	0	0	0	0	0	0
02.040 Operating Transfers-In	0	0	0	0	0	0
02.050 Advances-In	0	0	0	0	0	0
02.060 All Other Financing Sources	0	2,881	2,881	72,759	87,246	14,487
02.070 Total Other Financing Sources	0	2,881	2,881	72,759	87,246	14,487
02.080 Total Revenues and Other Financing Sources	2,545,688	2,255,436	290,252-	22,132,988	22,232,712	99,724
<b>EXPENDITURES</b>						
03.010 Personal Services	1,145,000	1,065,471	79,529-	11,307,302	11,100,664	206,638-
03.020 Employees' Retirement/Insurance Benefits	580,000	564,230	15,770-	5,739,087	5,725,686	13,401-
03.030 Purchased Services	375,000	334,510	40,490-	3,403,276	3,161,069	242,207-
03.040 Supplies and Materials	30,000	11,157	18,843-	734,161	721,158	13,003-
03.050 Capital Outlay	1,500	120	1,380-	62,760	44,237	18,523-
03.060 Intergovernmental	0	0	0	0	0	0
04.010 Debt Service: All Principal (Historical)	0	0	0	0	0	0
04.020 Debt Service: Principal - Notes	0	0	0	0	0	0
04.030 Debt Service: Principal - State Loans	0	0	0	0	0	0
04.040 Debt Service: Principal - State Advancements	0	0	0	0	0	0
04.050 Debt Service: Principal - HB 264 Loans	0	0	0	0	0	0
04.055 Debt Service: Principal - Other	0	0	0	0	0	0
04.060 Debt Service: Interest and Fiscal Charges	0	0	0	0	0	0
04.300 Other Objects	124,853	122,441	2,412-	303,961	286,045	17,916-
04.500 Total Expenditures	2,256,353	2,097,929	158,424-	21,550,547	21,038,859	511,688-
<b>OTHER FINANCING USES</b>						
05.010 Operating Transfers - Out	0	0	0	0	0	0
05.020 Advances - Out	0	0	0	0	0	0
05.030 All Other Financing Uses	0	0	0	0	0	0
05.040 Total Other Financing Uses	0	0	0	0	0	0
05.050 Total Expenditure and Other Financing Uses	2,256,353	2,097,929	158,424-	21,550,547	21,038,859	511,688-
06.010 Excess Rev & Oth Financing Sources over (under) Exp &	289,335	157,507	131,828-	582,441	1,193,853	611,412
07.010 Beginning Cash Balance	9,806,424	10,549,664	743,240	9,513,318	9,513,318	0
07.020 Ending Cash Balance	10,095,759	10,707,171	611,412	10,095,759	10,707,171	611,412
08.010 Outstanding Encumbrances	750,000	652,932	97,068-	750,000	652,932	97,068-

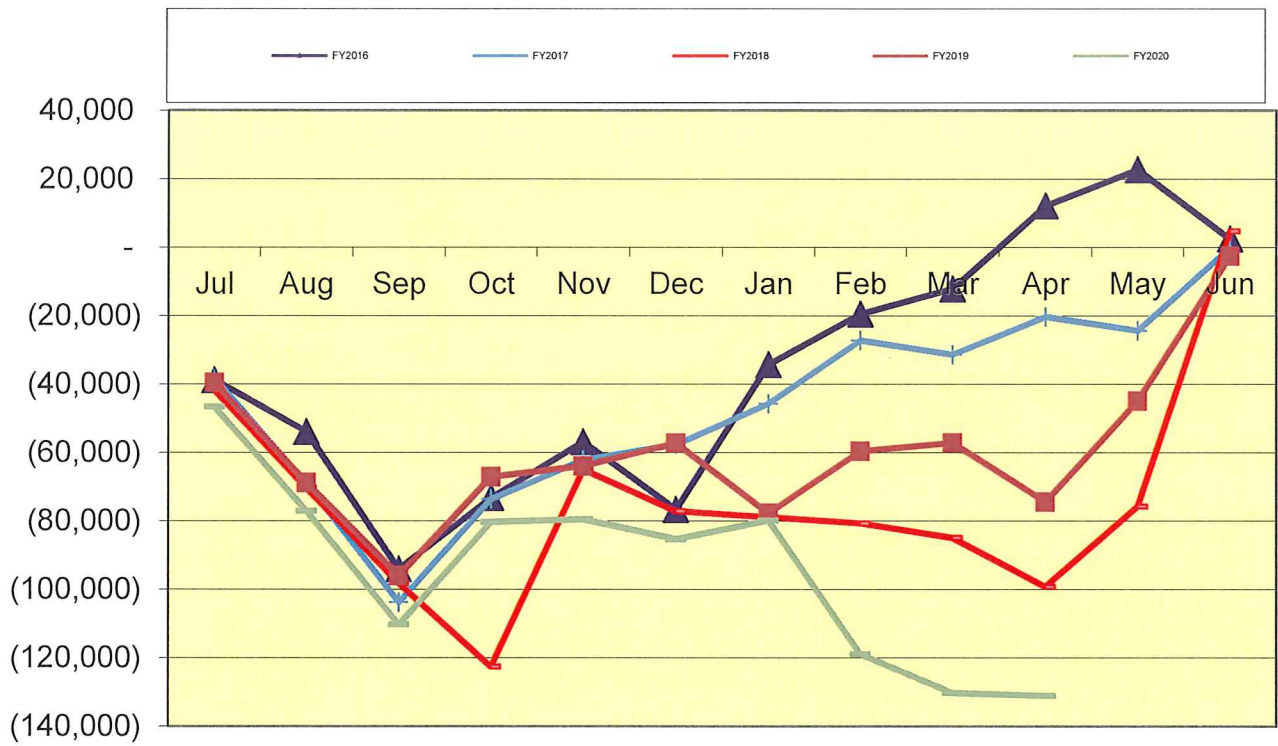
**LEXINGTON LOCAL SCHOOL DISTRICT  
GENERAL FUND ONLY 2019-2020  
SUMMARY OF RECEIPTS AND EXPENDITURES - FIVE YEAR FORECAST FORMAT**

LINE 7.010	BEGINNING CASH BALANCE		\$ 9,513,318		
	4/30/2020	FISCAL YEAR TO DATE Estimate	FISCAL YEAR TO DATE Actual	VARIANCE Estimate vs. Actual	PERCENT of VARIANCE
<b>REVENUES</b>					
LINE 1.010	Real Estate Tax	\$ 10,736,984	\$ 10,822,283	\$85,299	0.79%
LINE 1.020	Personal Property Tax	\$ 726,472	\$ 833,549	\$107,077	14.74%
LINE 1.030	Income Tax	\$ -	\$ -	\$0	
LINE 1.035	State Funding	\$ 9,051,679	\$ 8,901,671	(\$150,008)	-1.66%
LINE 1.040	Career Tech / Economic Disadv.	\$ 62,013	\$ 62,031	\$18	0.03%
LINE 1.050	Property Tax Allocation	\$ 909,708	\$ 908,670	(\$1,038)	-0.11%
LINE 1.060	Other Operating Revenue	\$ 573,373	\$ 617,262	\$43,889	7.65%
LINE 1.070	TOTAL REVENUE	\$ 22,060,229	\$ 22,145,466	\$85,237	0.39%
			\$ -		
LINE 2.01	Proceeds from Notes	\$ -	\$ -	\$0	
LINE 2.04	Transfers In	\$ -	\$ -	\$0	
LINE 2.050	Advances In	\$ -	\$ -	\$0	#DIV/0!
LINE 2.060	Other Financing Sources	\$ 72,759	\$ 87,246	\$14,487	19.91%
LINE 2.070	TOTAL OTHER SOURCES	\$ 72,759	\$ 87,246	\$14,487	19.91%
<b>LINE 2.080</b>	<b>TOTAL REVENUES &amp; Sources</b>	<b>\$ 22,132,988</b>	<b>\$ 22,232,712</b>	<b>\$99,724</b>	<b>0.45%</b>
<b>EXPENSES</b>					
LINE 3.010	Salaries	\$ 11,307,302	\$ 11,100,664	\$206,638	1.83%
LINE 3.020	Retirement and Benefits	\$ 5,739,087	\$ 5,725,686	\$13,401	0.23%
LINE 3.030	Purchased Services	\$ 3,403,276	\$ 3,161,069	\$242,207	7.12%
LINE 3.040	Supplies and Materials	\$ 734,161	\$ 721,158	\$13,003	1.77%
LINE 3.050	Capital Outlay and Equipment	\$ 62,760	\$ 44,237	\$18,523	29.51%
LINE 3.06	INTERGOVERNMENTAL	\$ -	\$ -	\$0	
LINE 4.020	DEBT SERVICE - Notes	\$ -	\$ -	\$0	
LINE 4.060	DEBT SERVICE - Interest charges	\$ -	\$ -	\$0	
LINE 4.300	Other Objects	\$ 303,961	\$ 286,045	\$17,916	5.89%
LINE 4.500	TOTAL EXPENDITURES	\$ 21,550,547	\$ 21,038,859	\$511,688	2.37%
			\$ -		
LINE 5.00	TRANSFERS OUT	\$ -	\$ -	\$0	
LINE 5.02	ADVANCES OUT	\$ -	\$ -	\$0	
LINE 5.03	ALL OTHER USES	\$ -	\$ -	\$0	
LINE 5.040	TOTAL OTHER USES	\$ -	\$ -	\$0	
<b>LINE 5.050</b>	<b>TOTAL EXPENDITURES &amp; USES</b>	<b>\$ 21,550,547</b>	<b>\$ 21,038,859</b>	<b>\$511,688</b>	<b>2.37%</b>
		Estimate	Actual	Variance	
<b>LINE 6.010</b>	<b>REVENUES OVER EXPENSES</b>	<b>\$ 582,441</b>	<b>\$ 1,193,853</b>	<b>\$611,412</b>	
<b>LINE 7.020</b>	<b>ENDING CASH BALANCE</b>	<b>\$ 10,095,759</b>	<b>\$ 10,707,171</b>	<b>\$611,412</b>	
	Less Reserves	\$ (87,929)	\$ (87,929)	\$ -	
LINE 8.010	Less Outstanding Encumbrances	\$ (750,000)	\$ (652,932)	\$ 97,068	-12.94%
<b>LINE 15.010</b>	<b>Unreserved Fund Balance</b>	<b>\$ 9,257,830</b>	<b>\$ 9,966,310</b>	<b>\$708,480</b>	<b>7.65%</b>
		Estimate	Actual	Benchmark Yr. End	
	Salaries/Benefits as % of Revenue	77.3%	76.0%	80.1% or below	
	True Days Cash - Calendar Days on which can operate	131	144	90 or above optimal	

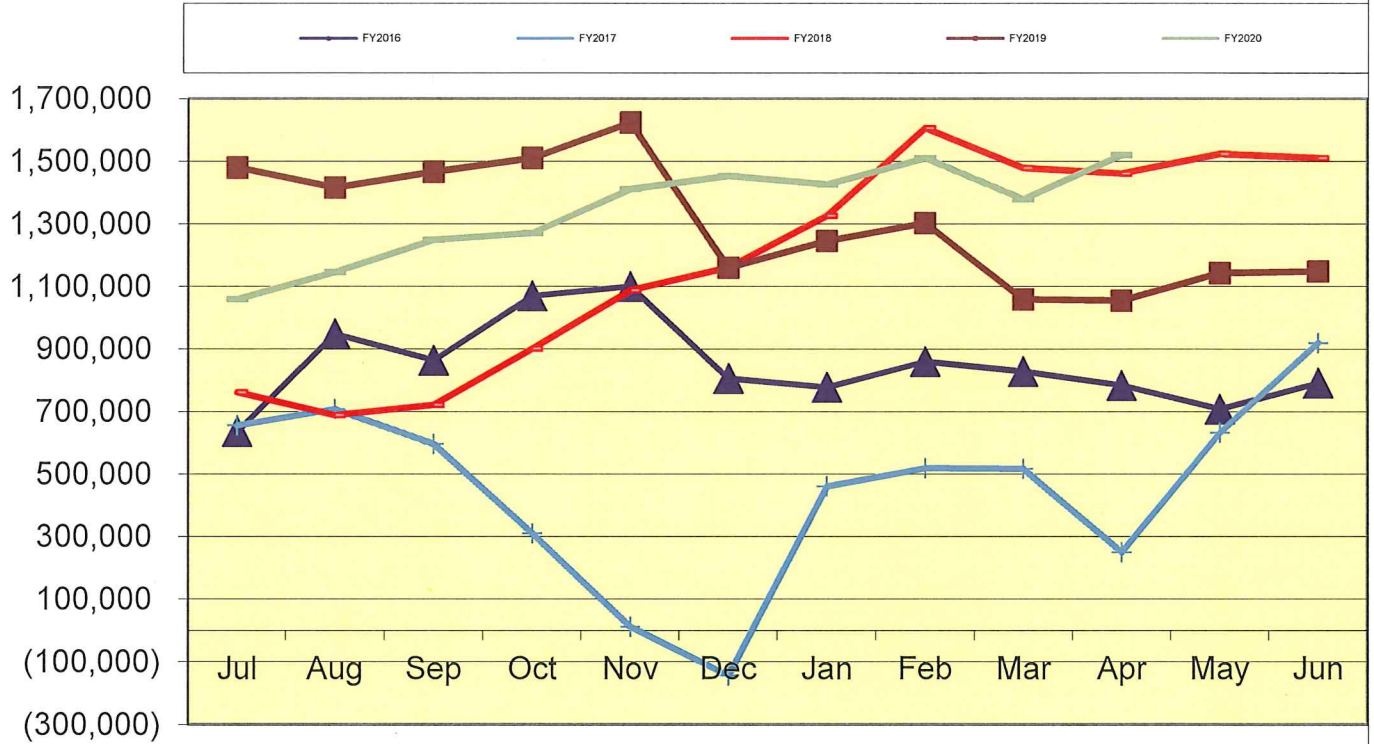
### Lexington Local Schools General Fund Cash Balance



### Lexington Local Schools Food Service Fund Cash Balance



### Lexington Local Schools Employee Benefits Fund Cash Balance



Lexington Local Schools

Permanent Improvement Fund  
4/30/2020

	Budgeted Amount	Actual Fiscal Year Expended	Current Encumbrances	Expenses / Encumbrances Over/Under Estimate	Remaining Estimated PI Project Costs
<b>Instruction and Administration</b>					
JH Social Studies Textbooks	\$ 21,000.00	\$ 20,719.58	\$ -	\$280.42	\$0.00
Western Elementary Equipment/Materials	\$ 18,734.00	\$ 18,776.17	\$ -	(\$42.17)	\$0.00
Spanish Textbooks/Materials	\$ 9,152.90	\$ -	\$ -	\$9,152.90	\$9,152.90
HS Art Equipment	\$ 8,237.63	\$ 8,537.55	\$ -	(\$299.92)	\$0.00
JH Robotics Equipment	\$ 8,119.82	\$ 8,119.82	\$ -	\$0.00	\$0.00
HS Instrumental Music Equipment	\$ 2,333.33	\$ 5,041.21	\$ -	(\$2,707.88)	\$0.00
Eastern Tables	\$ 4,328.32	\$ 4,540.20	\$ -	(\$211.88)	\$0.00
HS Protective Gym Flooring	\$ 3,515.20	\$ 3,515.20	\$ -	\$0.00	\$0.00
Eastern PE Equipment	\$ 3,000.00	\$ 3,250.00	\$ -	(\$250.00)	\$0.00
JH PE Equipment	\$ 1,030.54	\$ 1,030.54	\$ -	\$0.00	\$0.00
AudioMeter (Nurse)	\$ 1,043.67	\$ 1,043.67	\$ -	\$0.00	\$0.00
Wilson Foundation Teacher Kits	\$ 2,606.30	\$ -	\$ -	\$2,606.30	\$2,606.30
Eastern Reading Books	\$ 1,289.76	\$ 1,289.76	\$ -	\$0.00	\$0.00
Eastern Social Studies Text Set	\$ 1,085.78	\$ 1,085.78	\$ -	\$0.00	\$0.00
Central Equipment	\$ 790.60	\$ 640.60	\$ -	\$150.00	\$0.00
Eastern Equipment	\$ 259.19	\$ 259.19	\$ -	\$0.00	\$0.00
Central Tables	\$ 748.80	\$ 392.44	\$ 356.36	\$0.00	\$0.00
HS/Central Office Equipment	\$ 1,900.00	\$ 1,900.00	\$ -	\$0.00	\$0.00
Eastern Music Equipment	\$ 122.92	\$ 102.42	\$ 20.50	\$0.00	\$0.00
Central Comprehension Instruction Materials	\$ 118.00	\$ 129.82	\$ -	(\$11.82)	\$0.00
Eastern Vocab Power Plus	\$ 2,424.93	\$ -	\$ 2,424.93	\$0.00	\$0.00
<b>Maintenance</b>					
New Maintenance Truck	\$ 45,435.50	\$ 45,435.50	\$ -	\$0.00	\$0.00
Roof Project Western/Central	\$ 28,345.00	\$ 28,345.00	\$ -	\$0.00	\$0.00
Maintenance Sanitizer Sprayers	\$ 6,039.30	\$ -	\$ 6,039.30	\$0.00	\$0.00
Roof Project Bus Garage	\$ 28,392.00	\$ 28,392.00	\$ -	\$0.00	\$0.00
<b>Transportation</b>					
New mini-buses	\$ 89,400.00	\$ 89,400.00	\$ -	\$0.00	\$0.00
New handicap bus	\$ 86,916.00	\$ 86,762.00	\$ 154.00	\$0.00	\$0.00
Transportation Power Washer	\$ 7,843.06	\$ 7,843.06	\$ -	\$0.00	\$0.00
Transportation Gas Tank	\$ 3,798.00	\$ 3,798.00	\$ -	\$0.00	\$0.00
<b>Technology</b>					
Computers, servers, tech equip., etc.	\$ 200,000.00	\$ 151,422.36	\$ 21,246.74	\$27,330.90	\$27,330.90
Western Tech Equipment	\$ 3,500.00	\$ 3,500.00	\$ -	\$0.00	\$0.00
Eastern Tech Equipment	\$ 5,000.00	\$ 4,919.01	\$ -	\$80.99	\$0.00
<b>Food Service</b>					
Food Service Equipment	\$ 15,816.00	\$ 15,765.98	\$ -	\$50.02	\$0.00
Food Service Washing Machine	\$ 398.00	\$ -	\$ 398.00	\$0.00	\$0.00
<b>Athletics and Student Activities</b>					
HS Athletics Equipment	\$ 21,584.58	\$ 21,428.58	\$ -	\$156.00	\$0.00
HS Marching Band Uniforms	\$ 62,000.00	\$ 61,770.44	\$ -	\$229.56	\$0.00
<b>Fees</b>					
Tax Collection Fees	\$ 14,500.00	\$ 12,180.62	\$ -	\$2,319.38	\$2,319.38
<b>Totals</b>					
	\$ 710,809.13	\$ 641,336.50	\$ 30,639.83	\$38,832.80	\$41,409.48
Total Budgeted	\$ 710,809.13				
Actual Cash Balance 7/1/19	\$ 65,009.60				
Revenues FY20 - Taxes from levy	\$ 682,957.66				
Expenditures FY20	\$ (641,336.50)				
Current Cash Balance	\$106,630.76				
Current Encumbrances	\$ (30,639.83)				
Available Balance	\$75,990.93				
Remaining Estimated Revenues FY20 - Taxes from levy	\$ -				
Less: Remaining Estimated PI Project Costs	(\$41,409.48)				
6/30/20 Estimated Carryover	\$ 34,581.45				

Lexington Local Schools

**Food Service Fund 2019-20 vs. 2018-2019 vs. 2017-2018**

								Beginning Balance 7/1/19	\$ (2,391)	
<b>2019-2020 Through 4/30/20</b>										
<i>Revenues</i>										
Student Type A, Ezipay, Misc	\$ -	\$ 60,734	\$ 29,289	\$ 33,348	\$ 32,280	\$ 22,788	\$	\$	\$ 178,439	
Student Break, Milk & A La Carte	\$ -	\$ 29,956	\$ 8,885	\$ 8,119	\$ 5,951	\$ 5,158	\$	\$	\$ 58,069	
Adult & Misc revenues	\$ 3,675	\$ 3,946	\$ 884	\$ 1,650	\$ 1,260	\$ 1,065	\$	\$	\$ 12,480	
State Reimb	\$ -	\$ -	\$ -	\$ -	\$ -	\$ -	\$	\$	\$ -	
Federal Reimb	\$ -	\$ 52,514	\$ 37,161	\$ 60,518	\$ 53,087	\$ 35,717	\$	\$	\$ 238,997	
Transfer In	\$ -	\$ -	\$ -	\$ -	\$ -	\$ -	\$	\$	\$ -	
<b>Total Revenues</b>	<b>\$ 3,675</b>	<b>\$ 147,150</b>	<b>\$ 76,219</b>	<b>\$ 103,635</b>	<b>\$ 92,578</b>	<b>\$ 64,728</b>	<b>\$</b>	<b>\$</b>	<b>\$ 487,985</b>	
<i>Expenses</i>										
Wages	\$ 41,210	\$ 92,042	\$ 49,153	\$ 37,115	\$ 29,136	\$ 30,038	\$	\$	\$ 278,694	
Severance	\$ -	\$ -	\$ -	\$ -	\$ -	\$ -	\$	\$	\$ -	
Retirement	\$ 9,995	\$ 15,574	\$ 7,002	\$ 9,434	\$ 5,135	\$ 5,386	\$	\$	\$ 52,526	
Medical	\$ 21,896	\$ 39,300	\$ 13,656	\$ 29,712	\$ 9,778	\$ -	\$	\$	\$ 114,342	
Life, Dent, MC, WC	\$ 1,367	\$ 3,374	\$ 2,276	\$ 1,590	\$ 986	\$ 559	\$	\$	\$ 10,152	
Purch Serv, Repairs, Phone, Post:	\$ 2,541	\$ 5,809	\$ 999	\$ 594	\$ 1,688	\$ 958	\$	\$	\$ 12,589	
Supplies	\$ 3,674	\$ -	\$ -	\$ -	\$ -	\$ -	\$	\$	\$ 3,674	
Food Costs	\$ -	\$ 52,635	\$ 25,806	\$ 40,813	\$ 14,056	\$ 11,280	\$	\$	\$ 144,590	
Equipment	\$ -	\$ -	\$ -	\$ -	\$ -	\$ -	\$	\$	\$ -	
Other Costs	\$ -	\$ -	\$ -	\$ -	\$ -	\$ -	\$	\$	\$ -	
<b>Total Expenses</b>	<b>\$ 80,683</b>	<b>\$ 208,734</b>	<b>\$ 98,892</b>	<b>\$ 119,258</b>	<b>\$ 60,779</b>	<b>\$ 48,221</b>	<b>\$</b>	<b>\$</b>	<b>\$ 616,567</b>	
<b>Net Gain (Loss)</b>	<b>\$ (77,008)</b>	<b>\$ (61,584)</b>	<b>\$ (22,673)</b>	<b>\$ (15,623)</b>	<b>\$ 31,799</b>	<b>\$ 16,507</b>	<b>\$</b>	<b>\$</b>	<b>\$ (128,582)</b>	
									<b>Ending Cash Balance 4/30/20</b>	<b>\$ (130,973)</b>

								Beginning Balance 7/1/18	\$ 4,848	
<b>2018-2019 Through 4/30/19</b>										
<i>Revenues</i>										
Student Type A, Ezipay, Misc	\$ -	\$ 80,455	\$ 38,016	\$ 40,890	\$ 34,891	\$ 29,584	\$	\$	\$ 223,836	
Student Break, Milk & A La Carte	\$ -	\$ 43,726	\$ 13,004	\$ 8,716	\$ 6,223	\$ 5,700	\$	\$	\$ 77,369	
Adult & Misc revenues	\$ 7,406	\$ 3,891	\$ 774	\$ 1,853	\$ 1,370	\$ 1,124	\$	\$	\$ 16,418	
State Reimb	\$ -	\$ 1,190	\$ 865	\$ 1,514	\$ 974	\$ 865	\$	\$	\$ 5,408	
Federal Reimb	\$ -	\$ 42,765	\$ 30,350	\$ 54,029	\$ 34,189	\$ 30,675	\$	\$	\$ 192,008	
Transfer In	\$ -	\$ -	\$ -	\$ -	\$ -	\$ -	\$	\$	\$ -	
<b>Total Revenues</b>	<b>\$ 7,406</b>	<b>\$ 172,027</b>	<b>\$ 83,009</b>	<b>\$ 107,002</b>	<b>\$ 77,647</b>	<b>\$ 67,948</b>	<b>\$</b>	<b>\$</b>	<b>\$ 515,039</b>	
<i>Expenses</i>										
Wages	\$ 40,402	\$ 92,984	\$ 46,701	\$ 32,997	\$ 29,435	\$ 29,369	\$	\$	\$ 271,888	
Severance	\$ -	\$ -	\$ -	\$ -	\$ -	\$ -	\$	\$	\$ -	
Retirement	\$ 9,713	\$ 16,123	\$ 8,215	\$ 8,167	\$ 5,669	\$ 5,140	\$	\$	\$ 53,027	
Medical	\$ 21,750	\$ 35,447	\$ 15,940	\$ 26,211	\$ 6,023	\$ -	\$	\$	\$ 105,371	
Life, Dent, MC, WC	\$ 1,336	\$ 3,407	\$ 2,122	\$ 1,478	\$ 1,025	\$ 592	\$	\$	\$ 9,960	
Purch Serv, Repairs, Phone, Post:	\$ 2,737	\$ 1,167	\$ 1,507	\$ 657	\$ 472	\$ 595	\$	\$	\$ 7,135	
Supplies	\$ 3,419	\$ 52,461	\$ 26,460	\$ 41,294	\$ 11,710	\$ 11,314	\$	\$	\$ 146,658	
Food Costs	\$ -	\$ -	\$ -	\$ -	\$ -	\$ -	\$	\$	\$ -	
Equipment	\$ 132	\$ -	\$ -	\$ -	\$ -	\$ -	\$	\$	\$ 132	
Other Costs	\$ -	\$ -	\$ -	\$ -	\$ -	\$ -	\$	\$	\$ -	
<b>Total Expenses</b>	<b>\$ 79,489</b>	<b>\$ 201,589</b>	<b>\$ 100,945</b>	<b>\$ 110,804</b>	<b>\$ 54,334</b>	<b>\$ 47,010</b>	<b>\$</b>	<b>\$</b>	<b>\$ 594,171</b>	
<b>Net Gain (Loss)</b>	<b>\$ (72,083)</b>	<b>\$ (29,562)</b>	<b>\$ (17,936)</b>	<b>\$ (3,802)</b>	<b>\$ 23,313</b>	<b>\$ 20,938</b>	<b>\$</b>	<b>\$</b>	<b>\$ (79,132)</b>	
									<b>Ending Cash Balance 4/30/19</b>	<b>\$ (74,284)</b>

								Beginning Balance 7/1/17	\$ 13	
<b>2017-2018 Through 4/30/18</b>										
<i>Revenues</i>										
Student Type A, Ezipay, Misc	\$ -	\$ 83,736	\$ 34,920	\$ 40,300	\$ 32,237	\$ 27,979	\$	\$	\$ 219,172	
Student Break, Milk & A La Carte	\$ -	\$ 48,467	\$ 12,171	\$ 11,113	\$ 4,724	\$ 6,605	\$	\$	\$ 83,080	
Adult & Misc revenues	\$ 7,082	\$ 3,835	\$ 922	\$ 1,719	\$ 1,311	\$ 1,222	\$	\$	\$ 16,091	
State Reimb	\$ -	\$ 1,303	\$ 907	\$ 1,587	\$ 1,133	\$ 737	\$	\$	\$ 5,667	
Federal Reimb	\$ -	\$ 45,911	\$ 31,483	\$ 55,437	\$ 39,678	\$ 27,211	\$	\$	\$ 199,720	
Transfer In	\$ -	\$ -	\$ -	\$ -	\$ -	\$ -	\$	\$	\$ -	
<b>Total Revenues</b>	<b>\$ 7,082</b>	<b>\$ 183,252</b>	<b>\$ 80,403</b>	<b>\$ 110,156</b>	<b>\$ 79,083</b>	<b>\$ 63,754</b>	<b>\$</b>	<b>\$</b>	<b>\$ 523,730</b>	
<i>Expenses</i>										
Wages	\$ 39,721	\$ 98,468	\$ 44,372	\$ 30,345	\$ 28,622	\$ 28,511	\$	\$	\$ 270,039	
Severance	\$ -	\$ -	\$ -	\$ -	\$ -	\$ -	\$	\$	\$ -	
Retirement	\$ 9,538	\$ 19,114	\$ 7,309	\$ 6,682	\$ 6,662	\$ 5,248	\$	\$	\$ 54,553	
Medical	\$ 22,850	\$ 42,961	\$ 20,096	\$ 27,537	\$ 6,328	\$ -	\$	\$	\$ 119,772	
Life, Dent, MC, WC	\$ 1,378	\$ 3,634	\$ 2,090	\$ 1,392	\$ 1,059	\$ 596	\$	\$	\$ 10,149	
Purch Serv, Repairs, Phone, Post:	\$ 3,060	\$ 1,358	\$ 2,877	\$ 1,121	\$ 923	\$ 493	\$	\$	\$ 9,832	
Supplies	\$ 3,233	\$ -	\$ -	\$ -	\$ -	\$ -	\$	\$	\$ 3,233	
Food Costs	\$ -	\$ 60,956	\$ 24,700	\$ 44,437	\$ 13,403	\$ 11,786	\$	\$	\$ 155,282	
Equipment	\$ -	\$ -	\$ -	\$ -	\$ -	\$ -	\$	\$	\$ -	
Other Costs	\$ -	\$ -	\$ -	\$ -	\$ -	\$ -	\$	\$	\$ -	
<b>Total Expenses</b>	<b>\$ 79,780</b>	<b>\$ 226,491</b>	<b>\$ 101,444</b>	<b>\$ 111,514</b>	<b>\$ 56,997</b>	<b>\$ 46,634</b>	<b>\$</b>	<b>\$</b>	<b>\$ 622,860</b>	
<b>Net Gain (Loss)</b>	<b>\$ (72,698)</b>	<b>\$ (43,239)</b>	<b>\$ (21,041)</b>	<b>\$ (1,358)</b>	<b>\$ 22,086</b>	<b>\$ 17,120</b>	<b>\$</b>	<b>\$</b>	<b>\$ (99,130)</b>	
									<b>Ending Cash Balance 4/30/18</b>	<b>\$ (99,117)</b>



Check#	Check Date	Org Sta	Vendor Paid	Check Amount	Status Date
087669	04/11/2020	W/R	ABS MONEY SYSTEMS	160.00	04/17/2020
087670	04/11/2020	W/R	NICKLES BAKERY	411.02	04/15/2020
087671	04/11/2020	W/R	BADERTSCHER, AMANDA	130.00	04/15/2020
087672	04/11/2020	W/R	AMAZON.COM/ AMEX	2,570.28	04/15/2020
087673	04/11/2020	W/R	BRIDGEWAY ACADEMY	3,630.00	04/15/2020
087674	04/11/2020	W/R	CARDINAL BUS SALES & SERVICE	586.65	04/14/2020
087675	04/11/2020	W/R	CHRIS' EXCAVATING	2,480.00	04/14/2020
087676	04/11/2020	W/R	CLEARWATER SYSTEMS	99.30	04/16/2020
087677	04/11/2020	W/R	COLE DISTRIBUTING	231.52	04/14/2020
087678	04/11/2020	W/R	CONSERVE FLAG COMPANY	83.95	04/15/2020
087679	04/11/2020	W/R	CULLIGAN QUALITY WATER	37.00	04/14/2020
087680	04/11/2020	W/R	SPELLING OUT DYSLEXIA	850.00	04/15/2020
087681	04/11/2020	W/R	HEALTHCARE BILLING SERVICES	45.83	04/13/2020
087682	04/11/2020	W/R	WEIDIG, KATHY	192.86	04/16/2020
087683	04/11/2020	W/R	KROGER COMPANY	51.11	04/14/2020
087684	04/11/2020	W/R	LEXINGTON AUTO PARTS	498.07	04/24/2020
087685	04/11/2020	W/R	LOW TEMP REFRIGERATION INC.	412.06	04/15/2020
087686	04/11/2020	W/R	LOWE'S HOME CENTER	357.51	04/15/2020
087687	04/11/2020	W/R	MENARDS	43.50	04/23/2020
087688	04/11/2020	W/R	HAMMAN, MIKE	118.34	04/15/2020
087689	04/11/2020	W/R	NORTH CENTRAL OHIO ESC	30.75	04/16/2020
087690	04/11/2020	W/R	NOVA LUNA EDUC & CONSULTING	972.00	04/15/2020
087691	04/11/2020	W/R	OHIO HEALTH CONSORTIUM, INC.	354.00	04/14/2020
087692	04/11/2020	W/R	PITT OHIO	206.42	04/15/2020
087693	04/11/2020	W/R	RENHILL GROUP, INC.	17,023.83	04/28/2020
087694	04/11/2020	W/R	RENWICK, WELSH & BURTON	1,177.50	04/20/2020
087695	04/11/2020	W/R	SAM'S CLUB	361.46	04/15/2020
087696	04/11/2020	W/R	SHOOK CONSTRUCTION CO	43,688.75	04/15/2020
087697	04/11/2020	W/R	SMITHFOODS, INC	1,619.93	04/16/2020
087698	04/11/2020	W/R	STANTON SHEET MUSIC	18.00	04/14/2020
087699	04/11/2020	W/R	THE ESKEN GROUP, LLC	495.00	04/14/2020
087700	04/11/2020	W/R	TRUCK SALES & SERVICE, INC.	1,906.68	04/14/2020
087701	04/11/2020	W/R	VASU COMMUNICATIONS, INC.	35.00	04/14/2020
087702	04/11/2020	W/R	VOLZ FENCING	670.00	04/16/2020
087703	04/11/2020	W/R	WILSON LANGUAGE TRAINING	255.00	04/16/2020
087704	04/16/2020	W/R	CDW-G	132.43	04/23/2020
087705	04/16/2020	W/R	CHILDREN'S THEATRE FOUNDATION	316.00	04/22/2020
087706	04/16/2020	W/R	PSAT/NMSQT	647.00	04/21/2020
087707	04/16/2020	W/R	VILLAGE OF LEXINGTON	4,947.41	04/21/2020
087708	04/23/2020	W/R	AMERICAN ELECTRIC POWER	23,531.14	04/29/2020
087709	04/23/2020	W/R	B & B DRAIN SERVICE	400.00	04/27/2020
087710	04/23/2020	W/R	BIOMETRIC INFORMATION	800.00	04/28/2020
087711	04/23/2020	W/R	BRIDGEWAY ACADEMY	625.00	04/29/2020
087712	04/23/2020	W/R	CBIZ BENEFITS & INSURANCE	2,750.00	04/28/2020
087713	04/23/2020	W/R	CITYWIDE SOLUTIONS	240.00	04/28/2020
087714	04/23/2020	W/W	CLEAR FORK VALLEY LOCAL	197.22	
087715	04/23/2020	W/R	CLEARWATER SYSTEMS	29.90	04/28/2020
087716	04/23/2020	W/R	COLES ENERGY, INC.	353.06	04/28/2020
087717	04/23/2020	W/R	COLUMBIA GAS OF OHIO	3,501.28	04/30/2020
087718	04/23/2020	W/R	DIRECT ENERGY BUSINESS MARKETI	6,289.80	04/29/2020
087719	04/23/2020	W/W	DRAIN PRO	150.00	
087720	04/23/2020	W/R	EDGENUITY INC	2,400.00	04/28/2020

Check#	Check Date	Org Sta	Vendor Paid	Check Amount	Status Date
087721	04/23/2020	W/W	EJ THERAPY	40,575.75	
087722	04/23/2020	W/W	SPELLING OUT DYSLEXIA	600.00	
087723	04/23/2020	W/W	GRADY ENTERPRISES, INC.	1,105.08	
087724	04/23/2020	W/W	HD SUPPLY FACILITIES	553.93	
087725	04/23/2020	W/R	HUGH O'BRIAN YOUTH LEADERSHIP	225.00	04/30/2020
087726	04/23/2020	W/R	PETERS, JOE	125.00	04/28/2020
087727	04/23/2020	W/W	BOWMAN, JOY	239.00	
087728	04/23/2020	W/R	LESCH BATTERY & POWER	71.00	04/27/2020
087729	04/23/2020	W/R	LOFT VIOLIN SHOP	160.00	04/28/2020
087730	04/23/2020	W/R	HAMMAN, MIKE	124.00	04/29/2020
087731	04/23/2020	W/R	METCALF, MINDY T	125.00	04/29/2020
087732	04/23/2020	W/R	NEWS JOURNAL	173.70	04/28/2020
087733	04/23/2020	W/R	QUENCH	39.14	04/28/2020
087734	04/23/2020	W/R	RENHILL GROUP, INC.	8,841.72	04/28/2020
087735	04/23/2020	W/W	RICHLAND OUTREACH CENTER	587.94	
087736	04/23/2020	W/R	SC STRATEGIC SOLUTIONS LLC	111.60	04/28/2020
087737	04/23/2020	W/R	SIEMENS INDUSTRY, INC.	2,797.76	04/28/2020
087738	04/23/2020	W/R	SIESEL DISTRIBUTING, LLC	389.90	04/30/2020
087739	04/23/2020	W/R	THE CENTER FOR INDIVIDUAL &	112.50	04/29/2020
087740	04/23/2020	W/R	OHIO BUREAU OF CRIMINAL IDENT.	350.25	04/29/2020
087741	04/23/2020	W/W	VOLZ, TRICIA L. NON-1099	187.50	
087742	04/23/2020	W/R	TRUCK SALES & SERVICE, INC.	836.87	04/28/2020
087743	04/23/2020	W/R	US BANK	2,811.57	04/29/2020
087744	04/23/2020	W/R	UCP OF GREATER CLEVELAND	8,400.00	04/28/2020
087745	04/23/2020	W/R	UPS STORE	14.38	04/28/2020
087746	04/29/2020	W/W	CDW-G	165.66	
087747	04/29/2020	W/W	CenturyLink	832.55	
087748	04/29/2020	W/W	CHARLES RITTER CO.	315.82	
087749	04/29/2020	W/W	OHIO.NET INTERNET PROVIDERS	545.10	
087750	04/29/2020	W/W	THE BREWER-GARRETT CO	12,780.00	
087751	04/29/2020	W/W	VERIZON WIRELESS	555.72	
691483	04/03/2020	C/R	LEXINGTON SCHOOLS - PAYROLL	592,202.17	04/30/2020
691488	04/08/2020	M/M	GORDON FOOD SERVICE	10,148.95	
691489	04/20/2020	C/R	LEXINGTON SCHOOLS - PAYROLL	547,894.49	04/30/2020
691490	04/21/2020	M/M	MEMO-S.E.R.S.	2,836.59	
691491	04/21/2020	M/M	MEMO-S.T.R.S.	7,042.27	
691492	04/21/2020	M/M	ANTHEM BENEFIT SERVICES	387,867.69	
691493	04/21/2020	M/M	MEMO-S.E.R.S.	2,785.73	
691494	04/21/2020	M/M	MEMO-S.T.R.S.	7,042.27	
691495	04/21/2020	M/M	LEXINGTON SCHOOLS - PAYROLL	7,305.83	
691496	04/23/2020	M/M	MEMO-MID OHIO ESC	3,293.75	
691497	04/23/2020	M/M	MEMO-S.E.R.S.	45,500.00	
691498	04/23/2020	M/M	MEMO-S.T.R.S.	127,402.00	
691499	04/29/2020	M/M	RICHLAND COUNTY AUDITOR	158,410.95	
691501	04/30/2020	M/M	LEXINGTON SCHOOLS - PAYROLL	7,953.11	
691502	04/30/2020	M/M	RICHLAND COUNTY AUDITOR	311.41	

Total Checks Issued      \$ 2,121,864.21

DATE: 05/01/2020  
 TIME: 16:16

LEXINGTON LOCAL SCHOOLS  
 TRANS. BY FUND/RCPT, ALL FUNDS  
 DATES 04/01/2020 THRU 04/30/2020  
 SORTED BY TRANSACTION DATE

PAGE: 1  
 (RECLD)

TRANS NO	ITEM NO	TRANS DATE	STS	DESCRIPTION OR SOURCE	TI	FUND	RCPT	SPCC	SUBJ	QPU	TRANS AMOUNT
074905	0001	04/07/2020	A	Richland County Estate Tax	03	001	1111	0000	000000	000	8,149.05
074907	0001	04/09/2020	A	Real Estate Tax - Richland	03	001	1111	0000	000000	000	184,202.48
074907	0002	04/09/2020	A	Emergency Tax - Richland	03	001	1111	0000	000000	000	712,647.61
074912	0001	04/16/2020	A	MH TAX - Richland	03	001	1111	0000	000000	000	779.91
074912	0002	04/16/2020	A	MH TAX - Richland	03	001	1111	0000	000000	000	545.07
RCPT CODE SUB-TOTAL:											906,324.12
074907	0006	04/09/2020	A	Pers Prop Tax - Richland	03	001	1122	0000	000000	000	262,440.76
074907	0007	04/09/2020	A	Pers Prop Tax Emerg - Richland	03	001	1122	0000	000000	000	133,954.15
074912	0006	04/16/2020	A	Pers Prop Utility - Richland	03	001	1122	0000	000000	000	48.47
074912	0007	04/16/2020	A	Pers Prop Utility - Richland	03	001	1122	0000	000000	000	24.74
RCPT CODE SUB-TOTAL:											396,468.12
074902	0015	04/10/2020	A	Open Enrollment Revenue	03	001	1227	0000	000000	000	200.67
074913	0015	04/24/2020	A	Open Enrollment Revenue	03	001	1227	0000	000000	000	200.66
RCPT CODE SUB-TOTAL:											401.33
074927	0001	04/30/2020	A	Richland Bank Interest	03	001	1410	0000	000000	000	10,832.03
RCPT CODE SUB-TOTAL:											10,832.03
074906	0001	04/06/2020	A	School fees	03	001	1740	0000	000000	100	210.00
074924	0001	04/30/2020	A	HS Fees - Pay For It	03	001	1740	0000	000000	100	164.00
074924	0002	04/30/2020	A	Central Fees - Pay For It	03	001	1740	0000	000000	400	0.00
074924	0003	04/30/2020	A	Jr High Fees - Pay For It	03	001	1740	0000	000000	200	0.00
074924	0004	04/30/2020	A	Eastern Fees - Pay For It	03	001	1740	0000	000000	300	0.00
074924	0005	04/30/2020	A	Western Fees - Pay For It	03	001	1740	0000	000000	500	30.00
RCPT CODE SUB-TOTAL:											404.00
074921	0001	04/27/2020	A	BWC Rebate	03	001	1890	0000	000000	000	4,823.82
074921	0002	04/27/2020	A	Jury Duty - Hunter	03	001	1890	0000	000000	000	40.00
RCPT CODE SUB-TOTAL:											4,863.82
074902	0001	04/10/2020	A	Opportunity Grant	03	001	3110	0000	000000	000	307,988.05
074902	0002	04/10/2020	A	Targeted Assistance	03	001	3110	0000	000000	000	32,892.64
074902	0003	04/10/2020	A	K-3 Literacy Funding	03	001	3110	0000	000000	000	5,948.56
074902	0005	04/10/2020	A	Limited English Prof Funding	03	001	3110	0000	000000	000	122.71
074902	0006	04/10/2020	A	Gifted Education Funding	03	001	3110	0000	000000	000	5,092.68
074902	0007	04/10/2020	A	Transportation	03	001	3110	0000	000000	000	22,763.69

STATUS (STS) CODES:

A-RECEIPT B-REFUND OF RECEIPT V-VOID REFUND OF RECEIPT X-REDUCTION OF EXPENDITURE  
 C-APPROPRIATION OR BUDGET MODIFICATIONS D-EXPENSE/SUPPLIES DISTRIBUTION F-FUND TO FUND TRANSFER

TRANS NO	ITEM NO	TRANS DATE	STS	DESCRIPTION OR SOURCE	TI	FUND	RCPT	SPCC	SUBJ	OPU	TRANS AMOUNT
074902	0008	04/10/2020	A	Special Education Funding	03	001	3110	0000	000000	000	50,084.00
074902	0009	04/10/2020	A	Graduation Bonus	03	001	3110	0000	000000	000	1,658.97
074902	0010	04/10/2020	A	Third Grade Reading Bonus	03	001	3110	0000	000000	000	994.42
074902	0012	04/10/2020	A	Enrollment Growth Supplement	03	001	3110	0000	000000	000	145.53
074902	0013	04/10/2020	A	Preschool Special Educ Funding	03	001	3110	0000	000000	000	7,258.18
074902	0014	04/10/2020	A	Special Educ Transportation	03	001	3110	0000	000000	000	2,601.14
074902	0024	04/10/2020	A	JV02 FY2019 Final #2 Adjust	03	001	3110	0000	000000	000	1,637.13-
074913	0001	04/24/2020	A	Opportunity Grant	03	001	3110	0000	000000	000	307,989.04
074913	0002	04/24/2020	A	Targeted Assistance	03	001	3110	0000	000000	000	32,892.64
074913	0003	04/24/2020	A	K-3 Literacy Funding	03	001	3110	0000	000000	000	5,948.56
074913	0005	04/24/2020	A	Limited English Prof Funding	03	001	3110	0000	000000	000	122.71
074913	0006	04/24/2020	A	Gifted Education Funding	03	001	3110	0000	000000	000	5,092.68
074913	0007	04/24/2020	A	Transportation	03	001	3110	0000	000000	000	22,763.69
074913	0008	04/24/2020	A	Special Education Funding	03	001	3110	0000	000000	000	50,084.00
074913	0009	04/24/2020	A	Graduation Bonus	03	001	3110	0000	000000	000	1,658.97
074913	0010	04/24/2020	A	Third Grade Reading Bonus	03	001	3110	0000	000000	000	994.42
074913	0012	04/24/2020	A	Enrollment Growth Supplement	03	001	3110	0000	000000	000	145.52
074913	0013	04/24/2020	A	Preschool Special Educ Funding	03	001	3110	0000	000000	000	7,130.45
074913	0014	04/24/2020	A	Special Educ Transportation	03	001	3110	0000	000000	000	2,601.14
074913	0024	04/24/2020	A	JV02 FY2019 Final #2 Adjust	03	001	3110	0000	000000	000	1,637.13-
RCPT CODE SUB-TOTAL:											871,699.13
074908	0001	04/03/2020	A	RB for Real Estate - Morrow	03	001	3131	0000	000000	000	19,142.73
074908	0002	04/03/2020	A	RB for Emergency Levy - Morrow	03	001	3131	0000	000000	000	13,378.70
074908	0009	04/03/2020	A	2 1/2 HMRB Real Est-Morrow	03	001	3131	0000	000000	000	2,604.34
074908	0010	04/03/2020	A	2 1/2 HMRB Emerg Levy-Morrow	03	001	3131	0000	000000	000	1,820.15
RCPT CODE SUB-TOTAL:											36,945.92
074908	0004	04/03/2020	A	Homestead Real Est - Morrow	03	001	3132	0000	000000	000	6,316.67
074908	0005	04/03/2020	A	Homestead Emerg Levy-Morrow	03	001	3132	0000	000000	000	4,414.66
RCPT CODE SUB-TOTAL:											10,731.33
074902	0004	04/10/2020	A	Economic Disadvantaged Funding	03	001	3211	0000	000000	000	2,384.00
074913	0004	04/24/2020	A	Economic Disadvantaged Funding	03	001	3211	0000	000000	000	2,384.00
RCPT CODE SUB-TOTAL:											4,768.00
074902	0011	04/10/2020	A	Career Tech Education Funding	03	001	3219	0000	000000	000	717.70
074913	0011	04/24/2020	A	Career Tech Education Funding	03	001	3219	0000	000000	000	717.70
RCPT CODE SUB-TOTAL:											1,435.40

STATUS (STS) CODES:

A-RECEIPT B-REFUND OF RECEIPT V-VOID REFUND OF RECEIPT X-REDUCTION OF EXPENDITURE  
 C-APPROPRIATION OR BUDGET MODIFICATIONS D-EXPENSE/SUPPLIES DISTRIBUTION F-FUND TO FUND TRANSFER

DATE: 05/01/2020  
 TIME: 16:16

LEXINGTON LOCAL SCHOOLS  
 TRANS. BY FUND/RCPT, ALL FUNDS  
 DATES 04/01/2020 THRU 04/30/2020  
 SORTED BY TRANSACTION DATE

PAGE: 3  
 (RECLD)

TRANS NO	ITEM NO	TRANS DATE	STS	DESCRIPTION OR SOURCE	TI	FUND	RCPT	SPCC	SUBJ	OPU	TRANS AMOUNT
074923	0001	04/30/2020	A	MEDICAID Recd -4/30/20	03	001	3300	0000	000000	000	7,682.48
RCPT CODE SUB-TOTAL:											7,682.48
074901	0001	04/03/2020	A	BWC Rebate	03	001	5300	0000	000000	000	2,881.00
RCPT CODE SUB-TOTAL:											2,881.00
FUND CODE SUB-TOTAL:											2,255,436.68
074907	0003	04/09/2020	A	Bond Ret Tax - Richland	03	002	1111	0000	000000	000	576,693.66
074912	0003	04/16/2020	A	MH TAX - Richland	03	002	1111	0000	000000	000	360.03
RCPT CODE SUB-TOTAL:											577,053.69
074907	0008	04/09/2020	A	Pers Prop Tax Bond - Richland	03	002	1122	0000	000000	000	78,367.73
074912	0008	04/16/2020	A	Pers Prop Utility - Richland	03	002	1122	0000	000000	000	14.47
RCPT CODE SUB-TOTAL:											78,382.20
074908	0006	04/03/2020	A	Homestead for Bond Ret- Morrow	03	002	3132	0000	000000	000	2,582.72
RCPT CODE SUB-TOTAL:											2,582.72
FUND CODE SUB-TOTAL:											658,018.61
074907	0004	04/09/2020	A	Permanent Improv Tax - Richlan	03	003	1111	0000	000000	000	43,564.31-
074912	0004	04/16/2020	A	MH TAX - Richland	03	003	1111	0000	000000	000	69.09
RCPT CODE SUB-TOTAL:											43,495.22-
074907	0009	04/09/2020	A	Pers Prop Tax PI - Richland	03	003	1122	0000	000000	000	24,603.81
074912	0009	04/16/2020	A	Pers Prop Utility - Richland	03	003	1122	0000	000000	000	4.54
RCPT CODE SUB-TOTAL:											24,608.35
074908	0003	04/03/2020	A	RB for PI Levy - Morrow	03	003	3131	0000	000000	000	1,695.68
074908	0011	04/03/2020	A	2 1/2 HMRB PI Levy-Morrow	03	003	3131	0000	000000	000	230.70
RCPT CODE SUB-TOTAL:											1,926.38
074908	0007	04/03/2020	A	Homestead for PI Levy-Morrow	03	003	3132	0000	000000	000	559.54

STATUS (STS) CODES:

A-RECEIPT B-REFUND OF RECEIPT V-VOID REFUND OF RECEIPT X-REDUCTION OF EXPENDITURE  
 C-APPROPRIATION OR BUDGET MODIFICATIONS D-EXPENSE/SUPPLIES DISTRIBUTION F-FUND TO FUND TRANSFER

DATE: 05/01/2020  
 TIME: 16:16

LEXINGTON LOCAL SCHOOLS  
 TRANS. BY FUND/RCPT, ALL FUNDS  
 DATES 04/01/2020 THRU 04/30/2020  
 SORTED BY TRANSACTION DATE

PAGE: 4  
 (RECLED)

TRANS NO	ITEM NO	TRANS DATE	STS	DESCRIPTION OR SOURCE	TI	FUND	RCPT	SPCC	SUBJ	OPU	TRANS AMOUNT	
											RCPT CODE SUB-TOTAL:	559.54
											FUND CODE SUB-TOTAL:	16,400.95-
074927	0006	04/30/2020	A	LFI Fund	03	004	1410	0000	000000	000		5,461.02
											RCPT CODE SUB-TOTAL:	5,461.02
											FUND CODE SUB-TOTAL:	5,461.02
074927	0004	04/30/2020	A	Richland Bank Interest	03	006	1410	0000	000000	000		0.00
											RCPT CODE SUB-TOTAL:	0.00
074924	0006	04/30/2020	A	HS Lunch - Pay For It	03	006	1512	0000	000000	100		15.00
074924	0007	04/30/2020	A	Jr High Lunch - Pay For It	03	006	1512	0000	000000	200		0.00
074924	0008	04/30/2020	A	Eastern Lunch - Pay For It	03	006	1512	0000	000000	300		33.00
074924	0009	04/30/2020	A	Central Lunch - Pay For It	03	006	1512	0000	000000	400		8.00
074924	0010	04/30/2020	A	Western Lunch - Pay For It	03	006	1512	0000	000000	500		0.00
											RCPT CODE SUB-TOTAL:	56.00
074915	0001	04/23/2020	A	Misc Food Serv Donation	03	006	1890	0000	000000	000		50.00
											RCPT CODE SUB-TOTAL:	50.00
074911	0001	04/06/2020	A	Federal Reimb Lunch High	03	006	4120	0000	000000	100		6,055.08
074911	0002	04/06/2020	A	Federal Reimb Lunch Jr High	03	006	4120	0000	000000	200		4,456.21
074911	0003	04/06/2020	A	Federal Reimb Lunch Central	03	006	4120	0000	000000	400		5,266.69
074911	0004	04/06/2020	A	Federal Reimb Lunch East	03	006	4120	0000	000000	300		6,607.99
074911	0005	04/06/2020	A	Federal Reimb Lunch Western	03	006	4120	0000	000000	500		3,384.88
074911	0006	04/06/2020	A	Fed Reimb Breakfast - High	03	006	4120	0000	000000	100		416.22
074911	0007	04/06/2020	A	Federal Reimb Breakfast - Jr H	03	006	4120	0000	000000	200		123.47
074911	0008	04/06/2020	A	Federal Reimb Break - Central	03	006	4120	0000	000000	400		639.75
074911	0009	04/06/2020	A	Federal Reimb Break - East	03	006	4120	0000	000000	300		1,177.86
074911	0010	04/06/2020	A	Federal Reimb Break - Western	03	006	4120	0000	000000	500		699.51
074911	0011	04/06/2020	A	Preschool Milk - Western	03	006	4120	1280	000000	500		45.20
074925	0001	04/30/2020	A	Federal Reimb Lunch High	03	006	4120	0000	000000	100		5,754.24
074925	0002	04/30/2020	A	Federal Reimb Lunch Jr High	03	006	4120	0000	000000	200		4,053.82
074925	0003	04/30/2020	A	Federal Reimb Lunch Central	03	006	4120	0000	000000	400		4,930.72
074925	0004	04/30/2020	A	Federal Reimb Lunch East	03	006	4120	0000	000000	300		5,959.81

STATUS (STS) CODES:

A-RECEIPT B-REFUND OF RECEIPT V-VOID REFUND OF RECEIPT X-REDUCTION OF EXPENDITURE  
 C-APPROPRIATION OR BUDGET MODIFICATIONS D-EXPENSE/SUPPLIES DISTRIBUTION F-FUND TO FUND TRANSFER

DATE: 05/01/2020  
 TIME: 16:16

LEXINGTON LOCAL SCHOOLS  
 TRANS. BY FUND/RCPT, ALL FUNDS  
 DATES 04/01/2020 THRU 04/30/2020  
 SORTED BY TRANSACTION DATE

PAGE: 5  
 (RECLE)

TRANS NO	ITEM NO	TRANS DATE	STS	DESCRIPTION OR SOURCE	TI	FUND	RCPT	SPCC	SUBJ	OPU	TRANS AMOUNT
074925	0005	04/30/2020	A	Federal Reimb Lunch Western	03	006	4120	0000	000000	500	3,142.67
074925	0006	04/30/2020	A	Fed Reimb Breakfast - High	03	006	4120	0000	000000	100	254.99
074925	0007	04/30/2020	A	Federal Reimb Breakfast - Jr H	03	006	4120	0000	000000	200	55.25
074925	0008	04/30/2020	A	Federal Reimb Break - Central	03	006	4120	0000	000000	400	386.45
074925	0009	04/30/2020	A	Federal Reimb Break - East	03	006	4120	0000	000000	300	674.58
074925	0010	04/30/2020	A	Federal Reimb Break - Western	03	006	4120	0000	000000	500	425.53
074925	0011	04/30/2020	A	Preschool Milk - Western	03	006	4120	1280	000000	500	32.05
RCPT CODE SUB-TOTAL:											54,542.97
FUND CODE SUB-TOTAL:											54,648.97
074927	0005	04/30/2020	A	Richland Bank Int - Minutemen	03	007	1410	9100	000000	000	92.72
RCPT CODE SUB-TOTAL:											92.72
FUND CODE SUB-TOTAL:											92.72
074927	0003	04/30/2020	A	Richland Bank Int - McCammon	03	007	1410	9800	000000	000	10.07
RCPT CODE SUB-TOTAL:											10.07
FUND CODE SUB-TOTAL:											10.07
074927	0007	04/30/2020	A	Classroom Facilities Fund	03	010	1410	0000	000000	000	22,363.75
RCPT CODE SUB-TOTAL:											22,363.75
FUND CODE SUB-TOTAL:											22,363.75
074926	0001	04/30/2020	A	Box top revenue	03	018	1690	9301	000000	300	25.60
RCPT CODE SUB-TOTAL:											25.60
FUND CODE SUB-TOTAL:											25.60
074904	0003	04/10/2020	A	PTO Recycling-Central	03	019	1890	9121	000000	000	1.54
RCPT CODE SUB-TOTAL:											1.54

STATUS (STS) CODES:

A-RECEIPT B-REFUND OF RECEIPT V-VOID REFUND OF RECEIPT X-REDUCTION OF EXPENDITURE  
 C-APPROPRIATION OR BUDGET MODIFICATIONS D-EXPENSE/SUPPLIES DISTRIBUTION F-FUND TO FUND TRANSFER

DATE: 05/01/2020  
 TIME: 16:16

LEXINGTON LOCAL SCHOOLS  
 TRANS. BY FUND/RCPT, ALL FUNDS  
 DATES 04/01/2020 THRU 04/30/2020  
 SORTED BY TRANSACTION DATE

PAGE: 6  
 (RECLED)

TRANS NO	ITEM NO	TRANS DATE	STS	DESCRIPTION OR SOURCE	TI	FUND	RCPT	SPCC	SUBJ	OPU	TRANS AMOUNT	
											FUND CODE SUB-TOTAL:	1.54
074904	0001	04/10/2020	A	PTO Recycling-Eastern	03	019	1890	9122	000000	000		1.53
											RCPT CODE SUB-TOTAL:	1.53
											FUND CODE SUB-TOTAL:	1.53
074904	0002	04/10/2020	A	PTO Recycling-Western	03	019	1890	9123	000000	000		1.53
											RCPT CODE SUB-TOTAL:	1.53
											FUND CODE SUB-TOTAL:	1.53
074927	0002	04/30/2020	A	Richland Bank Int. 024	03	024	1410	0000	000000	000		309.28
											RCPT CODE SUB-TOTAL:	309.28
074900	0001	04/03/2020	A	Mauk April cobra	03	024	1872	0000	000000	000		2,041.38
074903	0001	04/10/2020	A	Swart March ins	03	024	1872	0000	000000	000		316.34
074909	0001	04/20/2020	A	Employees' Premiums Apr	03	024	1872	0000	000000	000		68,234.51
074910	0001	04/20/2020	A	Board's Premiums Apr	03	024	1872	0000	000000	000		387,867.69
074922	0001	04/28/2020	A	Ramey March Ins	03	024	1872	0000	000000	000		250.68
											RCPT CODE SUB-TOTAL:	458,710.60
											FUND CODE SUB-TOTAL:	459,019.88
074907	0005	04/09/2020	A	Perm Imp (.5 Mill) Tax - Richl	03	034	1111	0000	000000	000		88,305.89
074912	0005	04/16/2020	A	MH TAX - Richland	03	034	1111	0000	000000	000		20.93
											RCPT CODE SUB-TOTAL:	88,326.82
074907	0010	04/09/2020	A	Pers Prop Tax PI (.5 Mill)-Ric	03	034	1122	0000	000000	000		4,556.27
074912	0010	04/16/2020	A	Pers Prop Utility - Richland	03	034	1122	0000	000000	000		0.84
											RCPT CODE SUB-TOTAL:	4,557.11
074908	0008	04/03/2020	A	Homestead for PI (.5 Mill)-Mor	03	034	3132	0000	000000	000		150.16
											RCPT CODE SUB-TOTAL:	150.16
											FUND CODE SUB-TOTAL:	93,034.09

STATUS (STS) CODES:

A-RECEIPT B-REFUND OF RECEIPT V-VOID REFUND OF RECEIPT X-REDUCTION OF EXPENDITURE  
 C-APPROPRIATION OR BUDGET MODIFICATIONS D-EXPENSE/SUPPLIES DISTRIBUTION F-FUND TO FUND TRANSFER



DATE: 05/01/2020  
TIME: 16:16

LEXINGTON LOCAL SCHOOLS  
TRANS. BY FUND/RCPT, ALL FUNDS  
DATES 04/01/2020 THRU 04/30/2020  
SORTED BY TRANSACTION DATE

PAGE: 7  
(RECLE)

TRANS NO	ITEM NO	TRANS DATE	STS	DESCRIPTION OR SOURCE	TI	FUND	RCPT	SPCC	SUBJ	OPU	TRANS AMOUNT
074904	0005	04/10/2020	A	LEO Club Recycling	03	200	1690	9108	000000	000	11.88
											RCPT CODE SUB-TOTAL: 11.88
											FUND CODE SUB-TOTAL: 11.88
074904	0004	04/10/2020	A	CACY Recycling	03	200	1690	9612	000000	000	14.82
											RCPT CODE SUB-TOTAL: 14.82
											FUND CODE SUB-TOTAL: 14.82
074920	0001	04/24/2020	A	IDEA-B Revenue	03	516	4220	9020	000000	000	38,040.03
											RCPT CODE SUB-TOTAL: 38,040.03
											FUND CODE SUB-TOTAL: 38,040.03
074916	0001	04/22/2020	A	Title I Revenue	03	572	4220	9020	000000	000	23,278.70
											RCPT CODE SUB-TOTAL: 23,278.70
											FUND CODE SUB-TOTAL: 23,278.70
074919	0001	04/24/2020	A	ECSE Restoration Revenue	03	587	4220	9020	000000	000	4,020.52
											RCPT CODE SUB-TOTAL: 4,020.52
											FUND CODE SUB-TOTAL: 4,020.52
074917	0001	04/22/2020	A	Title II-A Revenue	03	590	4220	9020	000000	000	7,893.82
											RCPT CODE SUB-TOTAL: 7,893.82
											FUND CODE SUB-TOTAL: 7,893.82
074918	0001	04/22/2020	A	Title IV Revenue	03	599	4220	9020	000000	000	1,575.00
											RCPT CODE SUB-TOTAL: 1,575.00
											FUND CODE SUB-TOTAL: 1,575.00
											GRAND TOTAL: 3,606,549.81

JD

STATUS (STS) CODES:

A-RECEIPT B-REFUND OF RECEIPT V-VOID REFUND OF RECEIPT X-REDUCTION OF EXPENDITURE  
C-APPROPRIATION OR BUDGET MODIFICATIONS D-EXPENSE/SUPPLIES DISTRIBUTION F-FUND TO FUND TRANSFER

Date: 05/01/20  
Time: 4:17 pm

LEXINGTON LOCAL SCHOOLS  
Revenue Account Summary  
SORTED BY FUND-SCC/ACCT

Page: 1  
(REVSUM)

	FYTD Receivable	FYTD Actual Receipts	MTD Actual Receipts	YTD Actual Receipts	FYTD Balance Receivable	FYTD Percent Received
*****TOTAL FOR FUND-SCC 001 0000 (GENERAL FUND):	24,868,805.00	22,232,715.53	2,255,436.68	10,493,797.46	2,636,089.47	89.40
=====						
*****TOTAL FOR FUND-SCC 002 0000 (BOND RETIREMENT FUND):	4,709,132.24	4,860,059.26	658,018.61	1,710,927.02	150,927.02-	103.20
=====						
*****TOTAL FOR FUND-SCC 003 0000 (PERMANENT IMPROVEMENT FUND):	700,000.00	682,957.66	16,400.95-	359,920.22	17,042.34	97.57
=====						
*****TOTAL FOR FUND-SCC 004 0000 (LFI BUILDING FUND):	56,470,238.41	56,561,885.54	5,461.02	63,723.41	91,647.13-	100.16
=====						
*****TOTAL FOR FUND-SCC 006 0000 (FOOD SERVICE FUND):	716,982.00	487,985.47	54,648.97	199,839.71	228,996.53	68.06
=====						
*****TOTAL FOR FUND-SCC 007 9100 (LEXINGTON MINUTEMEN ACADEMIC SCHOLARSHIP FUND):	11,068.00	113,065.20	92.72	3,227.18	101,997.20-	0.00
=====						
*****TOTAL FOR FUND-SCC 007 9800 (TERRY McCAMMON SCHOLARSHIP FUND):	227.00	677.80	10.07	552.55	450.80-	298.59
=====						
*****TOTAL FOR FUND-SCC 010 0000 (CLASSROOM FACILITIES CONSTRUCTION FUND):	45,000,000.00	45,376,069.05	22,363.75	261,314.06	376,069.05-	100.84
=====						
*****TOTAL FOR FUND-SCC 018 9100 (HIGH SCHOOL PRINCIPAL'S FUND):	9,901.00	5,096.97	0.00	371.34	4,804.03	51.48
=====						
*****TOTAL FOR FUND-SCC 018 9101 (HIGH SCHOOL FLOWER FUND):	0.00	104.00	0.00	104.00	104.00-	0.00
=====						

\*\*\* NOTE!! ONLY ACTIVE ACCOUNTS HAVE BEEN SELECTED, TOTALS MAY EXCLUDE AMOUNTS THAT ARE RELATED TO INACTIVE ACCOUNTS. \*\*\*

LEXINGTON LOCAL SCHOOLS  
 Revenue Account Summary  
 SORTED BY FUND-SCC/ACCT

	FYTD Receivable	FYTD Actual Receipts	MTD Actual Receipts	YTD Actual Receipts	FYTD Balance Receivable	FYTD Percent Received
*****TOTAL FOR FUND-SCC 018 9200 (JUNIOR HIGH PRINCIPAL'S FUND):	5,044.00	4,354.00	0.00	0.00	690.00	86.32
*****TOTAL FOR FUND-SCC 018 9300 (EASTERN PRINCIPAL'S FUND):	7,615.00	758.31	0.00	93.00	6,856.69	9.96
*****TOTAL FOR FUND-SCC 018 9301 (EASTERN ELEMENTARY BOOKFAIR/BOXTOPS FUND):	5,743.00	2,274.42	25.60	164.90	3,468.58	39.60
*****TOTAL FOR FUND-SCC 018 9303 (EASTERN RUN CLUB):	1,357.00	1,135.00	0.00	0.00	222.00	83.64
*****TOTAL FOR FUND-SCC 018 9400 (CENTRAL PRINCIPAL'S FUND):	4,553.00	2,584.08	0.00	588.68	1,968.92	56.76
*****TOTAL FOR FUND-SCC 018 9401 (CENTRAL ELEMENTARY BOOKFAIR FUND):	3,689.00	3,157.50	0.00	526.46	531.50	85.59
*****TOTAL FOR FUND-SCC 018 9402 (CENTRAL ELEMENTARY ART):	1,375.00	0.00	0.00	0.00	1,375.00	0.00
*****TOTAL FOR FUND-SCC 018 9500 (WESTERN PRINCIPAL'S FUND):	5,890.00	4,089.11	0.00	512.44	1,800.89	69.42
*****TOTAL FOR FUND-SCC 018 9501 (WESTERN ELEMENTARY BOOKFAIR/BOXTOPS FUND):	4,670.00	3,154.79	0.00	56.95	1,515.21	67.55
*****TOTAL FOR FUND-SCC 018 9503 (WESTERN ELEMENTARY ART):	2,230.00	0.00	0.00	0.00	2,230.00	0.00

\*\*\* NOTE!! ONLY ACTIVE ACCOUNTS HAVE BEEN SELECTED, TOTALS MAY EXCLUDE AMOUNTS THAT ARE RELATED TO INACTIVE ACCOUNTS. \*\*\*

Date: 05/01/20  
 Time: 4:17 pm

LEXINGTON LOCAL SCHOOLS  
 Revenue Account Summary  
 SORTED BY FUND-SCC/ACCT

Page: 3  
 (REVSUM)

	FYTD Receivable	FYTD Actual Receipts	MTD Actual Receipts	YTD Actual Receipts	FYTD Balance Receivable	FYTD Percent Received
*****TOTAL FOR FUND-SCC 019 9121 (CENTRAL ELEMENTARY PTO GRANTS):	1,172.00	1,224.25	1.54	30.28	52.25-	104.46
*****TOTAL FOR FUND-SCC 019 9122 (EASTERN ELEMENTARY PTO GRANTS):	1,172.00	1,085.72	1.53	30.27	86.28	92.64
*****TOTAL FOR FUND-SCC 019 9123 (WESTERN ELEMENTARY PTO GRANTS):	1,864.00	1,085.74	1.53	30.27	778.26	58.25
*****TOTAL FOR FUND-SCC 019 9219 (RICH CO FOUND-CLASSROOM LIBRARY):	549.52	549.52	0.00	0.00	0.00	100.00
*****TOTAL FOR FUND-SCC 019 9220 (RICH CO FOUND-LEGOS AND BUILDING BLOCKS):	915.00	915.00	0.00	0.00	0.00	100.00
*****TOTAL FOR FUND-SCC 019 9221 (RICH CO FOUND-SCIENCE DISCOVERY BINS):	1,500.00	1,500.00	0.00	0.00	0.00	100.00
*****TOTAL FOR FUND-SCC 022 9601 (OHSAA TOURNAMENT AGENCY FUND):	35,459.00	27,915.00	0.00	10,765.00	7,544.00	78.72
*****TOTAL FOR FUND-SCC 024 0000 (EMPLOYEE BENEFITS FUND FOR MEDICAL/DENTAL):	5,225,000.00	4,510,417.46	459,019.88	1,840,423.61	714,582.54	86.32
*****TOTAL FOR FUND-SCC 034 0000 (DFCC PROJECT MAINTENANCE FUND):	90,500.00	99,472.55	93,034.09	99,472.55	8,972.55-	109.91
*****TOTAL FOR FUND-SCC 200 9101 (HIGH SCHOOL ART CLUB):	0.00	278.70	0.00	278.70	278.70-	0.00

\*\*\* NOTE!! ONLY ACTIVE ACCOUNTS HAVE BEEN SELECTED, TOTALS MAY EXCLUDE AMOUNTS THAT ARE RELATED TO INACTIVE ACCOUNTS. \*\*\*

Date: 05/01/20  
Time: 4:17 pm

LEXINGTON LOCAL SCHOOLS  
Revenue Account Summary  
SORTED BY FUND-SCC/ACCT

Page: 4  
(REVSUM)

	FYTD Receivable	FYTD Actual Receipts	MTD Actual Receipts	YTD Actual Receipts	FYTD Balance Receivable	FYTD Percent Received
*****TOTAL FOR FUND-SCC 200 9102 (HIGH SCHOOL DRAMA CLUB):	11,130.00	1,236.00	0.00	1,236.00	9,894.00	11.11
*****TOTAL FOR FUND-SCC 200 9104 (HIGH SCHOOL LEADERSHIP COUNCIL):	400.00	0.00	0.00	0.00	400.00	0.00
*****TOTAL FOR FUND-SCC 200 9105 (HIGH SCHOOL FRENCH CLUB):	45.00	32.38	0.00	0.00	12.62	71.96
*****TOTAL FOR FUND-SCC 200 9107 (HIGH SCHOOL SPANISH CLUB):	178.00	0.00	0.00	0.00	178.00	0.00
*****TOTAL FOR FUND-SCC 200 9108 (HIGH SCHOOL LED CLUB):	590.00	529.37	11.88	28.92	60.63	89.72
*****TOTAL FOR FUND-SCC 200 9114 (HIGH SCHOOL STUDENT COUNCIL FUND):	2,490.00	568.00	0.00	30.00	1,922.00	22.81
*****TOTAL FOR FUND-SCC 200 9115 (HIGH SCHOOL KEY CLUB):	2,790.00	2,990.00	0.00	200.00	200.00	107.17
*****TOTAL FOR FUND-SCC 200 9119 (HIGH SCHOOL YEARBOOK FUND):	16,580.00	8,645.00	0.00	340.00	7,935.00	52.14
*****TOTAL FOR FUND-SCC 200 9121 (HIGH SCHOOL NATIONAL HONOR SOCIETY):	2,518.00	1,190.00	0.00	10.00	1,328.00	47.26
*****TOTAL FOR FUND-SCC 200 9201 (JUNIOR HIGH ART CLUB):	56.00	0.00	0.00	0.00	56.00	0.00

\*\*\* NOTE!! ONLY ACTIVE ACCOUNTS HAVE BEEN SELECTED, TOTALS MAY EXCLUDE AMOUNTS THAT ARE RELATED TO INACTIVE ACCOUNTS. \*\*\*

Date: 05/01/20  
Time: 4:17 pm

LEXINGTON LOCAL SCHOOLS  
Revenue Account Summary  
SORTED BY FUND-SCC/ACCT

Page: 5  
(REVSUM)

	FYTD Receiveable	FYTD Actual Receipts	MTD Actual Receipts	YTD Actual Receipts	FYTD Balance Receiveable	FYTD Percent Received
*****TOTAL FOR FUND-SCC 200 9204 (JUNIOR HIGH STUDENT COUNCIL FUND):	1,217.00	1,316.60	0.00	725.25	99.60-	108.18
*****TOTAL FOR FUND-SCC 200 9301 (EASTERN ELEMENTARY STUDENT ACTIVITY FUND):	1,472.00	250.00	0.00	0.00	1,222.00	16.98
*****TOTAL FOR FUND-SCC 200 9302 (EASTERN ELEMENTARY ROBOTICS FUND):	855.00	720.00	0.00	0.00	135.00	84.21
*****TOTAL FOR FUND-SCC 200 9612 (JUNIOR HIGH INFORMED TEENS FUND):	1,469.00	74.34	14.82	32.22	1,394.66	5.06
*****TOTAL FOR FUND-SCC 300 9116 (CHDIR):	75.00	300.00	0.00	300.00	225.00-	400.00
*****TOTAL FOR FUND-SCC 300 9206 (JUNIOR HIGH PHYS ED DEPARTMENT FUND):	2,785.00	1,940.00	0.00	850.00	845.00	69.66
*****TOTAL FOR FUND-SCC 300 9600 (ATHLETIC FUND):	213,000.00	178,787.28	0.00	28,956.95	34,212.72	83.94
*****TOTAL FOR FUND-SCC 300 9601 (ATHLETIC CAPITAL FUND):	39,000.00	26,000.00	0.00	13,000.00	13,000.00	66.67
*****TOTAL FOR FUND-SCC 300 9603 (ELEMENTARY MUSIC):	388.00	0.00	0.00	0.00	388.00	0.00
*****TOTAL FOR FUND-SCC 451 9020 (Network Connectivity FY 2020):	9,000.00	9,000.00	0.00	4,500.00	0.00	100.00

\*\*\* NOTE!! ONLY ACTIVE ACCOUNTS HAVE BEEN SELECTED, TOTALS MAY EXCLUDE AMOUNTS THAT ARE RELATED TO INACTIVE ACCOUNTS. \*\*\*

25

	FYTD Receivable	FYTD Actual Receipts	MTD Actual Receipts	YTD Actual Receipts	FYTD Balance Receivable	FYTD Percent Received
*****TOTAL FOR FUND-SCC 467 0000 (STUDENT WELLNESS AND SUCCESS FUND):	313,072.28	313,012.20	0.00	156,476.06	60.08	99.98
*****TOTAL FOR FUND-SCC 499 9020 (SCHOOL SAFETY GRANT FY20):	10,607.48	10,607.48	0.00	0.00	0.00	100.00
*****TOTAL FOR FUND-SCC 516 9019 (IDEA-B SPECIAL EDUCATION FY19):	78,905.73	78,905.73	0.00	0.00	0.00	100.00
*****TOTAL FOR FUND-SCC 516 9020 (IDEA-B SPECIAL EDUCATION FY20):	561,991.05	347,450.50	38,040.03	120,923.22	214,540.55	61.82
*****TOTAL FOR FUND-SCC 572 9019 (TITLE I FY19):	23,520.05	23,520.05	0.00	0.00	0.00	100.00
*****TOTAL FOR FUND-SCC 572 9020 (TITLE I FY20):	283,610.01	212,866.75	23,278.70	109,828.46	70,743.26	75.06
*****TOTAL FOR FUND-SCC 587 9019 (EARLY CHILDHOOD SPECIAL EDUCATION IDEA FY19):	7,546.89	7,546.89	0.00	0.00	0.00	100.00
*****TOTAL FOR FUND-SCC 587 9020 (EARLY CHILDHOOD SPECIAL EDUCATION IDEA FY20):	28,637.70	13,842.22	4,020.52	5,221.31	14,795.48	48.34
*****TOTAL FOR FUND-SCC 590 9020 (TITLE II-A IMPROVING TEACHER QUALITY FY20):	61,044.34	60,408.91	7,893.82	29,704.94	635.43	98.96
*****TOTAL FOR FUND-SCC 599 9020 (TITLE IV FY20):	32,871.20	24,215.96	1,575.00	5,325.00	8,655.24	73.67

\*\*\* NOTE!! ONLY ACTIVE ACCOUNTS HAVE BEEN SELECTED, TOTALS MAY EXCLUDE AMOUNTS THAT ARE RELATED TO INACTIVE ACCOUNTS. \*\*\*

Date: 05/01/20  
Time: 4:17 pm

LEXINGTON LOCAL SCHOOLS  
Revenue Account Summary  
SORTED BY FUND-SCC/ACCT

Page: 7  
(REVSUM)

	FYTD Actual Receipts	FYTD Actual Receipts	MTD Actual Receipts	YTD Actual Receipts	FYTD Balance Receivable	FYTD Percent Received
****GRAND TOTALS:	139,594,495.90	136,312,523.29	3,606,549.81	15,524,438.39	3,281,972.61	97.65

---

---

\*\*\* NOTE!! ONLY ACTIVE ACCOUNTS HAVE BEEN SELECTED, TOTALS MAY EXCLUDE AMOUNTS THAT ARE RELATED TO INACTIVE ACCOUNTS. \*\*\*



Date: 05/01/20  
 Time: 4:17 pm

LEXINGTON LOCAL SCHOOLS  
 Appropriation Account Summary  
 SORTED BY FUND-SCC/ACCT

Page: 1  
 (APPSUM)

FYTD Appropriated	Prior FY Carryover Encumbrances	FYTD Expendable	FYTD Actual Expenditures	MTD Actual Expenditures	Current + Future Encumbrances	FYTD Remaining Balance	FYTD Percent Exp/Enc
*****TOTAL FOR FUND-SCC 001 0000 (GENERAL FUND):							
25,769,834.00	142,760.76	25,912,594.76	21,038,858.18	2,097,929.60	652,931.93	4,220,804.65	83.71
*****TOTAL FOR FUND-SCC 002 0000 (BOND RETIREMENT FUND):							
1,425,896.92	0.00	1,425,896.92	1,456,143.34	27,672.87	0.00	30,246.42	102.12
*****TOTAL FOR FUND-SCC 003 0000 (PERMANENT IMPROVEMENT FUND):							
704,255.00	0.00	704,255.00	641,336.50	7,848.09	30,639.83	32,278.67	95.42
*****TOTAL FOR FUND-SCC 004 0000 (LFI BUILDING FUND):							
47,020,238.41	0.00	47,020,238.41	45,643,586.91	0.00	937,326.50	439,325.00	99.07
*****TOTAL FOR FUND-SCC 006 0000 (FOOD SERVICE FUND):							
712,280.06	2,310.43	714,590.49	616,567.50	55,446.86	36,214.70	61,808.29	91.35
*****TOTAL FOR FUND-SCC 007 9100 (LEXINGTON MINUTEMEN ACADEMIC SCHOLARSHIP FUND):							
11,250.00	0.00	11,250.00	8,250.00	0.00	3,000.00	0.00	100.00
*****TOTAL FOR FUND-SCC 007 9800 (TERRY McCAMMON SCHOLARSHIP FUND):							
500.00	0.00	500.00	0.00	0.00	0.00	500.00	0.00
*****TOTAL FOR FUND-SCC 010 0000 (CLASSROOM FACILITIES CONSTRUCTION FUND):							
3,500,000.00	0.00	3,500,000.00	663,894.60	56,468.75	2,292,903.40	543,202.00	84.48
*****TOTAL FOR FUND-SCC 018 9100 (HIGH SCHOOL PRINCIPAL'S FUND):							
10,996.00	168.40	11,164.40	3,432.04	647.00	7,569.44	162.92	98.54
*****TOTAL FOR FUND-SCC 018 9101 (HIGH SCHOOL FLOWER FUND):							
104.00	0.00	104.00	45.00	0.00	0.00	59.00	43.27

\*\*\* NOTE!! ONLY ACTIVE ACCOUNTS HAVE BEEN SELECTED, TOTALS MAY EXCLUDE AMOUNTS THAT ARE RELATED TO INACTIVE ACCOUNTS. \*\*\*

28

Date: 05/01/20  
 Time: 4:17 pm

LEXINGTON LOCAL SCHOOLS  
 Appropriation Account Summary  
 SORTED BY FUND-SCC/ACCT

Page: 2  
 (APPSUN)

FYTD Appropriated	Prior FY Carryover Encumbrances	FYTD Expendable	FYTD Actual Expenditures	MTD Actual Expenditures	Current + Future Encumbrances	FYTD Remaining Balance	FYTD Percent Exp/Enc
*****TOTAL FOR FUND-SCC 018 9200 (JUNIOR HIGH PRINCIPAL'S FUND):							
6,639.00	0.00	6,639.00	519.47	0.00	6,027.53	92.00	98.61
*****TOTAL FOR FUND-SCC 018 9300 (EASTERN PRINCIPAL'S FUND):							
7,168.00	0.00	7,168.00	4,507.77	0.00	2,456.80	203.43	97.16
*****TOTAL FOR FUND-SCC 018 9301 (EASTERN ELEMENTARY BOOKFAIR/BOXTOPS FUND):							
10,762.00	0.00	10,762.00	7,496.40	0.00	2,891.74	373.86	96.53
*****TOTAL FOR FUND-SCC 018 9302 (EASTERN ELEMENTARY MATH):							
275.00	150.00	425.00	200.00	0.00	0.00	225.00	47.06
*****TOTAL FOR FUND-SCC 018 9303 (EASTERN RUN CLUB):							
1,350.00	0.00	1,350.00	819.85	0.00	521.83	8.32	99.38
*****TOTAL FOR FUND-SCC 018 9400 (CENTRAL PRINCIPAL'S FUND):							
4,216.00	1,398.34	5,614.34	2,057.63	316.00	2,204.47	1,352.24	75.91
*****TOTAL FOR FUND-SCC 018 9401 (CENTRAL ELEMENTARY BOOKFAIR FUND):							
4,526.00	0.00	4,526.00	1,528.65	0.00	2,996.07	1.28	99.97
*****TOTAL FOR FUND-SCC 018 9402 (CENTRAL ELEMENTARY ART):							
920.00	0.00	920.00	0.00	0.00	0.00	920.00	0.00
*****TOTAL FOR FUND-SCC 018 9500 (WESTERN PRINCIPAL'S FUND):							
3,981.00	1,310.00	5,291.00	3,919.38	0.00	1,149.50	222.12	95.80
*****TOTAL FOR FUND-SCC 018 9501 (WESTERN ELEMENTARY BOOKFAIR/BOXTOPS FUND):							
4,535.00	0.00	4,535.00	3,361.46	0.00	0.00	1,173.54	74.12

\*\*\* NOTE!! ONLY ACTIVE ACCOUNTS HAVE BEEN SELECTED, TOTALS MAY EXCLUDE AMOUNTS THAT ARE RELATED TO INACTIVE ACCOUNTS. \*\*\*

LEXINGTON LOCAL SCHOOLS  
 Appropriation Account Summary  
 SORTED BY FUND-SCC/ACCT

FYTD Appropriated	Prior FY Carryover Encumbrances	FYTD Expendable	FYTD Actual Expenditures	MTD Actual Expenditures	Current + Future Encumbrances	FYTD Remaining Balance	FYTD Percent Exp/Enc
*****TOTAL FOR FUND-SCC 018 9503 (WESTERN ELEMENTARY ART):							
1,726.00	0.00	1,726.00	0.00	0.00	0.00	1,726.00	0.00
*****TOTAL FOR FUND-SCC 019 9121 (CENTRAL ELEMENTARY PTO GRANTS):							
2,146.67	0.00	2,146.67	507.61	192.86	492.39	1,146.67	46.58
*****TOTAL FOR FUND-SCC 019 9122 (EASTERN ELEMENTARY PTO GRANTS):							
2,451.64	0.00	2,451.64	1,071.36	0.00	0.00	1,380.28	43.70
*****TOTAL FOR FUND-SCC 019 9123 (WESTERN ELEMENTARY PTO GRANTS):							
2,870.69	423.13	3,293.82	378.92	0.00	0.00	2,914.90	11.50
*****TOTAL FOR FUND-SCC 019 9200 (RICHLAND COUNTY FOUNDATION GRANT PLAYGROUND):							
200.00	0.00	200.00	0.00	0.00	0.00	200.00	0.00
*****TOTAL FOR FUND-SCC 019 9218 (RICH CO FOUND-WRITE STUFF STEAM KIT):							
52.93	0.00	52.93	0.00	0.00	0.00	52.93	0.00
*****TOTAL FOR FUND-SCC 019 9219 (RICH CO FOUND-CLASSROOM LIBRARY):							
549.52	0.00	549.52	549.52	0.00	0.00	0.00	100.00
*****TOTAL FOR FUND-SCC 019 9220 (RICH CO FOUND-LEGOS AND BUILDING BLOCKS):							
915.00	0.00	915.00	859.79	0.00	0.00	55.21	93.97
*****TOTAL FOR FUND-SCC 019 9221 (RICH CO FOUND-SCIENCE DISCOVERY BINS):							
1,500.00	0.00	1,500.00	1,499.05	0.00	0.00	0.95	99.94
*****TOTAL FOR FUND-SCC 019 9301 (RICH CO FOUND/SECO ROBOTICS GRANT (HEIMANN)):							
31.72	0.00	31.72	0.00	0.00	0.00	31.72	0.00

\*\*\* NOTE!! ONLY ACTIVE ACCOUNTS HAVE BEEN SELECTED, TOTALS MAY EXCLUDE AMOUNTS THAT ARE RELATED TO INACTIVE ACCOUNTS. \*\*\*

LEXINGTON LOCAL SCHOOLS  
 Appropriation Account Summary  
 SORTED BY FUND-SCC/ACCT

FYTD Appropriated	Prior FY Carryover Encumbrances	FYTD Expendable	FYTD Actual Expenditures	MTD Actual Expenditures	Current + Future Encumbrances	FYTD Remaining Balance	FYTD Percent Exp/Enc
*****TOTAL FOR FUND-SCC 019 9302 (RICH CO RETIRED TEACHERS ASSOC):							
150.00	0.00	150.00	0.00	0.00	0.00	150.00	0.00
*****TOTAL FOR FUND-SCC 022 9601 (OHSAA TOURNAMENT AGENCY FUND):							
35,567.42	0.00	35,567.42	17,385.82	0.00	34,479.86	16,298.26-	145.82
*****TOTAL FOR FUND-SCC 024 0000 (EMPLOYEE BENEFITS FUND FOR MEDICAL/DENTAL):							
5,358,426.00	0.00	5,358,426.00	4,137,443.71	316,809.36	5,500.00	1,215,482.29	77.32
*****TOTAL FOR FUND-SCC 034 0000 (OFCC PROJECT MAINTENANCE FUND):							
0.00	0.00	0.00	1,758.47	1,608.86	0.00	1,758.47-	0.00
*****TOTAL FOR FUND-SCC 200 9102 (HIGH SCHOOL DRAMA CLUB):							
15,201.00	750.00	15,951.00	2,397.42	132.90	4,953.54	8,600.04	46.08
*****TOTAL FOR FUND-SCC 200 9104 (HIGH SCHOOL LEADERSHIP COUNCIL):							
229.00	0.00	229.00	56.94	0.00	43.06	129.00	43.67
*****TOTAL FOR FUND-SCC 200 9107 (HIGH SCHOOL SPANISH CLUB):							
274.00	50.00	324.00	50.00	0.00	0.00	274.00	15.43
*****TOTAL FOR FUND-SCC 200 9108 (HIGH SCHOOL LED CLUB):							
2,300.00	0.00	2,300.00	1,647.27	0.00	518.13	134.60	94.15
*****TOTAL FOR FUND-SCC 200 9114 (HIGH SCHOOL STUDENT COUNCIL FUND):							
1,426.00	0.00	1,426.00	1,239.97	0.00	160.03	26.00	98.18
*****TOTAL FOR FUND-SCC 200 9115 (HIGH SCHOOL KEY CLUB):							
3,361.00	0.00	3,361.00	2,335.38	0.00	69.42	956.20	71.55

\*\*\* NOTE!! ONLY ACTIVE ACCOUNTS HAVE BEEN SELECTED, TOTALS MAY EXCLUDE AMOUNTS THAT ARE RELATED TO INACTIVE ACCOUNTS. \*\*\*

LEXINGTON LOCAL SCHOOLS  
 Appropriation Account Summary  
 SORTED BY FUND-SCC/ACCT

FYTD Appropriated	Prior FY Carryover Encumbrances	FYTD Expendable	FYTD Actual Expenditures	MTD Actual Expenditures	Current + Future Encumbrances	FYTD Remaining Balance	FYTD Percent Exp/Enc
*****TOTAL FOR FUND-SCC 200 9119 (HIGH SCHOOL YEARBOOK FUND):							
18,815.00	4,128.14	22,943.14	6,370.75	0.00	12,042.20	4,530.19	80.25
*****TOTAL FOR FUND-SCC 200 9121 (HIGH SCHOOL NATIONAL HONOR SOCIETY):							
2,640.00	0.00	2,640.00	1,796.19	0.00	27.00	816.81	69.06
*****TOTAL FOR FUND-SCC 200 9204 (JUNIOR HIGH STUDENT COUNCIL FUND):							
1,138.00	180.00	1,318.00	426.64	0.00	338.36	553.00	58.04
*****TOTAL FOR FUND-SCC 200 9301 (EASTERN ELEMENTARY STUDENT ACTIVITY FUND):							
1,463.00	0.00	1,463.00	268.85	0.00	231.15	963.00	34.18
*****TOTAL FOR FUND-SCC 200 9302 (EASTERN ELEMENTARY ROBOTICS FUND):							
1,410.00	0.00	1,410.00	795.79	0.00	504.21	110.00	92.20
*****TOTAL FOR FUND-SCC 200 9612 (JUNIOR HIGH INFORMED TEENS FUND):							
1,443.00	0.00	1,443.00	22.90	0.00	0.00	1,420.10	1.59
*****TOTAL FOR FUND-SCC 300 9115 (JAZZ BAND):							
386.00	0.00	386.00	338.20	0.00	0.00	47.80	87.62
*****TOTAL FOR FUND-SCC 300 9116 (CHDIR):							
595.00	0.00	595.00	100.25	0.00	200.00	294.75	50.46
*****TOTAL FOR FUND-SCC 300 9206 (JUNIOR HIGH PHYS ED DEPARTMENT FUND):							
3,509.00	0.00	3,509.00	2,506.09	320.22	886.96	115.95	96.70
*****TOTAL FOR FUND-SCC 300 9600 (ATHLETIC FUND):							
209,900.00	0.00	209,900.00	197,079.63	61.70	19,469.88	6,649.51	103.17

\*\*\* NOTE!! ONLY ACTIVE ACCOUNTS HAVE BEEN SELECTED, TOTALS MAY EXCLUDE AMOUNTS THAT ARE RELATED TO INACTIVE ACCOUNTS. \*\*\*

LEXINGTON LOCAL SCHOOLS  
 Appropriation Account Summary  
 SORTED BY FUND-SCC/ACCT

FYTD Appropriated	Prior FY Carryover Encumbrances	FYTD Expendable	FYTD Actual Expenditures	MTD Actual Expenditures	Current + Future Encumbrances	FYTD Remaining Balance	FYTD Percent Exp/Enc
*****TOTAL FOR FUND-SCC 300 9603 (ELEMENTARY MUSIC):							
685.00	0.00	685.00	223.48	0.00	276.52	185.00	72.99
*****TOTAL FOR FUND-SCC 451 9020 (Network Connectivity FY 2020):							
9,000.00	0.00	9,000.00	9,000.00	0.00	0.00	0.00	100.00
*****TOTAL FOR FUND-SCC 467 0000 (STUDENT WELLNESS AND SUCCESS FUND):							
313,072.28	0.00	313,072.28	230,905.85	29,921.19	33,850.12	48,316.31	84.57
*****TOTAL FOR FUND-SCC 499 9020 (SCHOOL SAFETY GRANT FY20):							
10,607.48	0.00	10,607.48	10,607.48	0.00	0.00	0.00	100.00
*****TOTAL FOR FUND-SCC 516 9019 (IDEA-B SPECIAL EDUCATION FY19):							
25,177.33	13,279.90	38,457.23	38,457.23	0.00	0.00	0.00	100.00
*****TOTAL FOR FUND-SCC 516 9020 (IDEA-B SPECIAL EDUCATION FY20):							
561,991.05	0.00	561,991.05	372,557.45	36,348.13	87,786.00	101,647.60	81.91
*****TOTAL FOR FUND-SCC 572 9019 (TITLE I FY19):							
12,178.78	0.00	12,178.78	12,178.78	0.00	0.00	0.00	100.00
*****TOTAL FOR FUND-SCC 572 9020 (TITLE I FY20):							
283,610.01	0.00	283,610.01	219,071.31	23,096.18	1,418.03	63,120.67	77.74
*****TOTAL FOR FUND-SCC 587 9020 (EARLY CHILDHOOD SPECIAL EDUCATION IDEA FY20):							
28,637.70	0.00	28,637.70	16,255.69	3,007.77	9,874.18	2,507.83	91.24
*****TOTAL FOR FUND-SCC 590 9020 (TITLE II-A IMPROVING TEACHER QUALITY FY20):							
61,044.34	0.00	61,044.34	63,020.51	7,893.82	35.86	2,012.03	103.30

\*\*\* NOTE!! ONLY ACTIVE ACCOUNTS HAVE BEEN SELECTED, TOTALS MAY EXCLUDE AMOUNTS THAT ARE RELATED TO INACTIVE ACCOUNTS. \*\*\*

Date: 05/01/20  
Time: 4:17 pm

LEXINGTON LOCAL SCHOOLS  
Appropriation Account Summary  
SORTED BY FUND-SCC/ACCT

Page: 7  
(APPSUM)

FYTD Appropriated	Prior FY Carryover Encumbrances	FYTD Expendable	FYTD Actual Expenditures	MTD Actual Expenditures	Current + Future Encumbrances	FYTD Remaining Balance	FYTD Percent Exp/Enc
*****TOTAL FOR FUND-SCC 599 9020 (TITLE IV FY20):							
32,871.20	0.00	32,871.20	24,454.96	239.00	970.00	7,446.24	77.35
=====							
*****GRAND TOTALS:							
86,209,279.15	166,909.10	86,376,188.25	75,472,143.94	2,665,961.16	4,192,960.64	6,711,083.67	92.23
=====							

\*\*\* NOTE!! ONLY ACTIVE ACCOUNTS HAVE BEEN SELECTED, TOTALS MAY EXCLUDE AMOUNTS THAT ARE RELATED TO INACTIVE ACCOUNTS. \*\*\*