

LEXINGTON LOCAL SCHOOLS



FINANCIAL REPORT
FOR THE PERIOD ENDING
APRIL 30, 2017

PREPARED BY
JASON WHITESEL, TREASURER

DATE: 05/04/2017
TIME: 10:21

LEXINGTON LOCAL SCHOOLS
CASH RECONCILIATION AS OF 04/30/2017

PAGE: 1
(USAEMSED)

	SUB-TOTALS	TOTALS
	-----	-----
Gross Depository Balances:		
RICHLAND BANK MMA 5719	\$ 4,035,161.13	
RICHLAND BANK SWEEP ACCT 3520	3,041,702.93	
RICHLAND BANK GENERAL ACCT 0580	301,293.50	
RICHLAND BANK ANTHEM SWEEP 3523	250,892.91	
RICHLAND BANK EE BENEFITS 3180	0.00	
RICHLAND BANK PAYROLL ACCT 9780	4,803.84	
RICHLAND BANK ATHLETIC ACCT 3280	3,710.00	

Total Depository Balances (Gross)		\$ 7,637,564.31
Adjustments to Bank Balance:		
Cash in Transit to Bank	\$ 5,895.72	
Outstanding Checks	190,398.05-	
Adjustments	317.20-	
Municipal Income Tax -\$349.00		
Payroll Bank Error \$5.00		
Outstanding Vision Payment \$26.80		

Total Adjustments to Bank Balance		184,819.53-
Investments:		
Treasury Bonds and Notes	\$ 1,075,284.50	
Certificate of Deposits	2,925,000.00	
Other Securities	0.00	
Other Investments:		
Richland Bank - Money Market	48,547.20	

Total Investments		4,048,831.70
Cash on Hand:		
Petty Cash:		
TREASURER'S OFFICE	\$ 100.00	
HIGH SCHOOL	150.00	
JUNIOR HIGH SCHOOL	50.00	
EASTERN, CENTRAL, WESTERN	150.00	
Change Cash:		
ATHLETIC CHANGE	\$ 3,000.00	
CAFETERIA CHANGE	440.00	
JUNIOR HIGH SCHOOL	100.00	
Cash with Fiscal Agent	0.00	

Total Cash on Hand		3,990.00

Total Balances		\$ 11,505,566.48
		=====
Total Fund Balance		\$ 11,505,566.48
		=====
Depository Clearance Accounts:		

Total Clearance Account Balances		\$ 0.00

James D. [Signature]

April 01, 2017 To April 30, 2017

Account Name : Lexington Local SD Managing Agency

Account No : 5750

Summary Of Investment Holdings

Quantity	Description			Unit Value	Market Value	Tax Cost	Estimated Ann Inc	Yield To Mkt
<u>Money Market - Taxable</u>								
48,547.2	Northern Instl Government Select Portfolio			1.0000	48,547.20	48,547.20	281.57	0.58%
Totals					48,547.20	48,547.20	281.57	0.58%
<u>Marketable CD</u>								
100,000	Transportation Alliance Bk	0.800%	07/05/2017	100.0244	100,024.40	100,000.00	800.00	0.80%
200,000	Apple Bank for Savings NY	0.850%	10/06/2017	100.0642	200,128.40	200,000.00	1,700.00	0.85%
200,000	Wells Fargo Bank NA	1.000%	12/06/2017	100.0733	200,146.60	200,000.00	2,000.00	1.00%
150,000	Comenity Capital Bank	1.150%	08/29/2018	99.5672	149,350.80	150,000.00	1,725.00	1.15%
200,000	Franklin Synergy Bank	1.100%	10/09/2018	99.9678	199,935.60	200,000.00	2,200.00	1.10%
200,000	Farm Bureau Bank NV	1.100%	12/17/2018	99.5574	199,114.80	200,000.00	2,200.00	1.10%
150,000	Ally Bank Midvale UT	1.450%	02/11/2019	100.3263	150,489.45	150,000.00	2,175.00	1.45%
200,000	Capital One Bank USA	1.200%	08/12/2019	98.8248	197,649.60	200,000.00	2,400.00	1.21%
100,000	First Financial NW Inc WA	1.450%	08/19/2019	99.6364	99,636.40	100,000.00	1,450.00	1.46%
200,000	Abacus Federal Svgs Bk NY	1.250%	09/17/2019	99.0816	198,163.20	200,000.00	2,500.00	1.26%
200,000	Alma Bank NY	1.300%	06/10/2020	98.4183	196,836.60	200,000.00	2,600.00	1.32%
150,000	Community Fin'Y Svcs Bk KY	1.500%	08/19/2020	98.8767	148,315.05	150,000.00	2,250.00	1.52%
175,000	Unison Bank	1.500%	11/25/2020	100.4546	175,795.55	175,000.00	2,625.00	1.49%
200,000	Goldman Sachs Bank USA	1.865%	02/17/2021	99.7353	199,470.60	200,000.00	3,730.42	1.87%
200,000	MB Financial Bank NA	1.400%	03/30/2021	99.8531	199,706.20	200,000.00	2,800.00	1.40%
100,000	BankVista Sartell MN	1.400%	04/06/2021	97.9528	97,952.80	100,000.00	1,400.00	1.43%
200,000	Bank of Santa Clarita CA	1.400%	04/15/2021	97.9270	195,854.00	200,000.00	2,800.00	1.43%
Totals					2,908,570.05	2,925,000.00	37,355.42	1.28%
<u>U.S. Govt Agy/Exempt State</u>								
125,000	FHLB	1.050%	06/04/2018	99.7238	124,654.75	124,987.50	1,312.50	1.05%
150,000	FHLB	1.000%	08/28/2018	99.5934	149,390.10	150,000.00	1,500.00	1.00%
Totals					274,044.85	274,987.50	2,812.50	1.03%

April 01, 2017 To April 30, 2017

Account Name : Lexington Local SD Managing Agency

Account No : 5750

Summary Of Investment Holdings

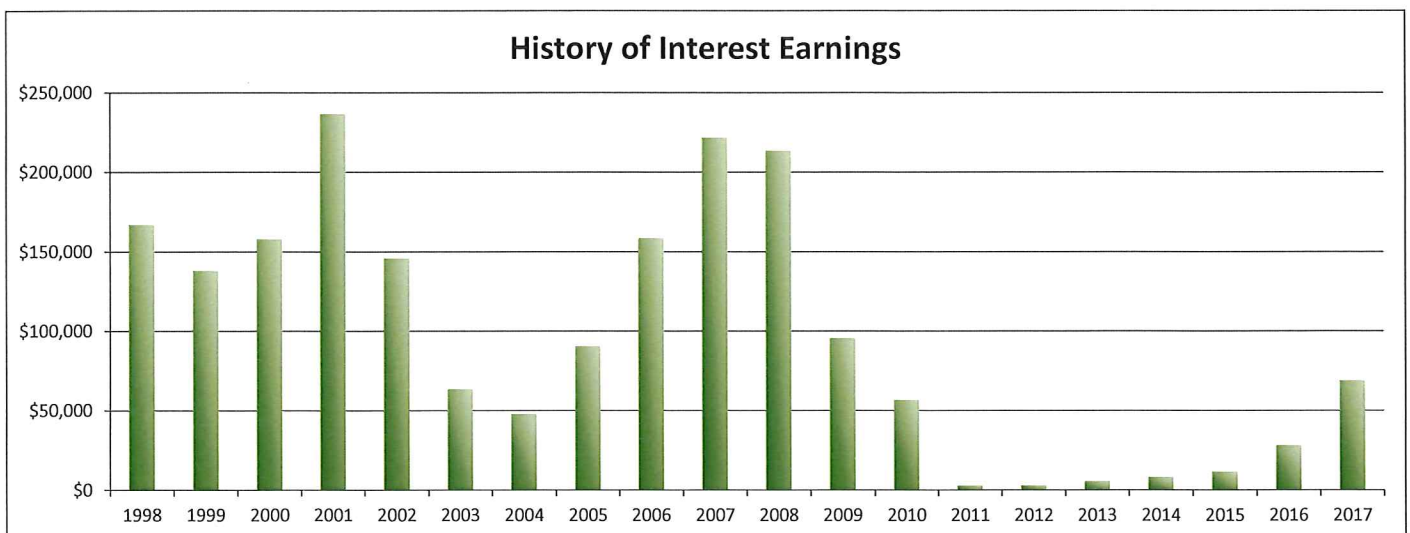
Quantity	Description			Unit Value	Market Value	Tax Cost	Estimated Ann Inc To Mkt	Yield
<u>U.S. Govt Agy/Nonexempt State</u>								
300,000	FHLMC	1.350%	03/29/2019	99.7490	299,247.00	300,297.00	4,050.00	1.35%
200,000	FHLMC	1.300%	10/25/2019	99.0000	198,000.00	200,000.00	2,600.00	1.31%
300,000	FNMA	1.300%	07/28/2020	97.4820	292,446.00	300,000.00	3,900.00	1.33%
<i>Totals</i>					789,693.00	800,297.00	10,550.00	1.34%
<i>Grand Total</i>					4,020,856.10	4,048,831.70	50,999.49	1.27%

LEXINGTON LOCAL SCHOOLS
INVESTMENT REPORT FOR THE MONTH ENDING
APRIL 30, 2017

INTEREST EARNED:	THIS MONTH	FISCAL YEAR TO DATE
Richland Bank, General Sweep	\$1,392.68	\$7,176.99
Richland Bank, General MMA	\$2,608.02	\$18,710.71
Richland Bank, Anthem Sweep	\$215.39	\$1,967.44
Star Ohio	\$0.00	\$0.00
CDs, Bonds, and other investments	\$4,077.99	\$41,122.14
TOTAL INTEREST RECEIVED	\$8,294.08	\$68,977.28

History of Interest Earnings	Fiscal Year	Interest Earnings
	1998	\$ 167,057.52
	1999	\$ 138,113.69
	2000	\$ 157,991.72
	2001	\$ 236,839.79
	2002	\$ 146,052.34
	2003	\$ 63,712.36
	2004	\$ 47,970.95
	2005	\$ 90,719.94
	2006	\$ 158,724.51
	2007	\$ 221,998.86
	2008	\$ 213,660.34
	2009	\$ 95,639.63
	2010	\$ 56,860.22
	2011	\$ 3,001.78
	2012	\$ 3,090.00
	2013	\$ 5,758.97
	2014	\$ 8,349.92
	2015	\$ 11,765.22
	2016	\$ 28,300.22
FISCAL Year To Date	2017	\$68,977.28

Total Interest Earnings 1998 to Present	\$ 1,924,585.26
--	------------------------



Processing Month: April 2017

(FINSUM)

LEXINGTON LOCAL SCHOOLS

Fnd	Scc	Description	Beginning Balance	MTD Revenues	FYTD Revenues	MTD Expenditures	FYTD Expenditures	Current Available Balance
001	0000	GENERAL FUND	8,934,264.87	2,310,830.53	21,139,035.75	2,167,267.54	19,130,169.80	10,943,130.82
001	9412	GENERAL BUDGET RESERVE SE	87,928.97	.00	.00	.00	.00	87,928.97
002	0000	BOND RETIREMENT FUND	1,925.89	.00	.00	.00	.00	1,925.89
003	0000	PERMANENT IMPROVEMENT FUN	117,720.48	48,086.08	648,327.65	23,214.64	709,346.25	56,701.88
006	0000	FOOD SERVICE FUND	2,553.42	71,976.12	616,480.24	61,004.62	639,274.35	20,240.69
007	9100	LEXINGTON MINUTEMEN ACADE	18,506.86	10.47	1,198.46	2,000.00	5,000.00	14,705.32
007	9800	TERRY McCAMMON SCHOLARSHI	13,585.20	9.74	90.02	.00	.00	13,675.22
007	9801	MINUTEMAN ALUMNI SCHOLARS	1,995.46	1.43	13.23	.00	.00	2,008.69
018	9100	HIGH SCHOOL PRINCIPAL'S F	1,149.62	266.69	11,255.16	178.44	3,604.31	8,800.47
018	9200	JUNIOR HIGH PRINCIPAL'S F	2,815.47	189.96	6,949.00	.00	1,891.01	7,873.46
018	9300	EASTERN PRINCIPAL'S FUND	5,640.18	1,117.87	7,299.71	.00	4,493.41	8,446.48
018	9301	EASTERN ELEMENTARY BOOKFA	11,356.99	.00	.00	.00	474.51	10,882.48
018	9302	EASTERN ELEMENTARY MATH	1,181.16	.00	.00	.00	.00	1,181.16
018	9400	CENTRAL PRINCIPAL'S FUND	10,210.91	1,263.00	6,339.24	127.76	6,201.07	10,349.08
018	9401	CENTRAL ELEMENTARY BOOKFA	2,358.24	21.00	4,584.78	.00	3,540.10	3,402.92
018	9402	CENTRAL ELEMENTARY ART	746.00	.00	.00	.00	.00	746.00
018	9500	WESTERN PRINCIPAL'S FUND	8,206.02	2,702.33	8,512.37	156.00	5,140.80	11,577.59
018	9501	WESTERN ELEMENTARY BOOKFA	1,351.85	6.00	5,065.40	.00	3,488.68	2,928.57
018	9503	WESTERN ELEMENTARY ART	402.42	.00	.00	.00	.00	402.42
018	9901	JUNIOR HIGH TEACHER ADVIS	109.25	.00	.00	.00	.00	109.25
019	9001	ACADEMIC BOOSTERS GRANTS	769.07	.00	.00	.00	.00	769.07
019	9121	CENTRAL ELEMENTARY PTO GR	671.29	10.72	2,128.07	216.88	1,650.99	1,148.37
019	9122	EASTERN ELEMENTARY PTO GR	567.18	10.72	2,328.09	.00	669.10	2,226.17
019	9123	WESTERN ELEMENTARY PTO GR	3,437.63	10.73	2,128.10	.00	1,699.50	3,866.23
019	9200	RICHLAND COUNTY FOUNDATIO	1,932.00	.00	.00	.00	1,732.00	200.00
019	9208	RICHLAND CO FOUND-BUILD A	.00	.00	500.00	.00	489.68	10.32
019	9209	RICH CO FOUND-LEARN TO RE	.00	.00	1,199.00	.00	1,139.05	59.95
019	9210	RICH CO FOUND-MULTI-SENS	.00	.00	831.66	.00	831.20	.46
019	9211	RICH CO FOUND-BEE AWARENE	.00	.00	672.92	.00	655.34	17.58
019	9212	RICH CO FOUND-DONT LET TH	.00	.00	623.60	.00	604.43	19.17
019	9500	DOLLAR GENERAL LIT FUND	6.01	.00	.00	.00	6.01	.00
022	9601	OHSAA TOURNAMENT AGENCY F	144.13	301.00	39,266.37	1,441.15	37,932.44	1,478.06
024	0000	EMPLOYEE BENEFITS FUND FO	791,621.99	383,485.99	3,866,077.08	649,605.86	4,406,779.36	250,919.71
200	9101	HIGH SCHOOL ART CLUB	93.76	.00	.00	.00	.00	93.76
200	9102	HIGH SCHOOL DRAMA CLUB	14,103.46	8,322.00	28,008.00	4,683.70	10,648.22	31,463.24
200	9103	HIGH SCHOOL MATH CLUB	52.70	.00	.00	.00	.00	52.70
200	9104	HIGH SCHOOL LEADERSHIP CO	453.66	.00	2,806.00	400.00	2,584.50	675.16
200	9105	HIGH SCHOOL FRENCH CLUB	131.67	.00	240.00	.00	194.30	177.37
200	9107	HIGH SCHOOL SPANISH CLUB	751.60	.00	780.00	.00	766.63	764.97
200	9108	HIGH SCHOOL LED CLUB	3,122.40	.00	1,556.06	.00	1,729.58	2,948.88
200	9114	HIGH SCHOOL STUDENT COUNC	3,027.08	.00	461.41	.00	279.79	3,208.70
200	9115	HIGH SCHOOL KEY CLUB	1,849.02	.00	365.50	.00	446.90	1,767.62
200	9116	HIGH SCHOOL CHESS CLUB	271.00	.00	50.00	.00	.00	321.00
200	9119	HIGH SCHOOL YEARBOOK FUND	39,285.55	2,525.00	10,640.00	.00	4,372.41	45,553.14
200	9120	HIGH SCHOOL JOURNALISM FU	1,089.44	3,323.00	.00	.00	72.00	1,017.44
200	9121	HIGH SCHOOL NATIONAL HONO	655.94	500.00	2,566.07	.00	2,780.80	441.21

FINANCIAL SUMMARY REPORT
 Processing Month: April 2017
 LEXINGTON LOCAL SCHOOLS

Fnd	Scc	Description	Beginning Balance	MTD Revenues	FYTD Revenues	MTD Expenditures	FYTD Expenditures	Current Available Balance
200	9160	HIGH SCHOOL GERMAN CLUB	45.00	.00	.00	.00	45.00	.00
200	9201	JUNIOR HIGH ART CLUB	113.99	.00	275.64	.00	.00	389.63
200	9204	JUNIOR HIGH STUDENT COUNC	29.54	.00	610.00	.00	454.04	185.50
200	9205	JUNIOR HIGH LIBRARY CLUB	77.65	.00	553.50	.00	.00	631.15
200	9301	EASTERN ELEMENTARY STUDEN	479.41	.00	1,996.87	.00	1,929.78	546.50
200	9401	CENTRAL ELEMENTARY STUDEN	382.69	.00	.00	.00	.00	382.69
200	9611	HIGH SCHOOL INFORMED TEEN	842.26	.00	53.63	.00	.00	788.63
200	9612	JUNIOR HIGH INFORMED TEEN	24.67	11.70	129.25	.00	.00	153.92
300	9115	JAZZ BAND	1,569.81	.00	2,438.00	.00	1,680.00	2,327.81
300	9116	CHOIR	1,159.80	.00	50.00	.00	90.68	1,119.12
300	9206	JUNIOR HIGH PHYS ED DEPAR	2,413.17	.00	2,380.00	179.20	2,492.49	2,300.68
300	9210	JR HIGH INSTRUMENTAL	41.03	.00	.00	.00	.00	41.03
300	9600	ATHLETIC FUND	19,748.85	8,149.25	234,374.10	9,959.16	230,949.14	23,173.81
300	9602	ORCHESTRA	63.22	.00	.00	.00	.00	63.22
300	9603	ELEMENTARY MUSIC	1,139.88	.00	.00	.00	.00	1,139.88
300	9605	BAND	232.95	.00	.00	.00	.00	232.95
451	9017	Network Connectivity FY 2	.00	.00	9,000.00	.00	9,000.00	.00
516	9016	IDEA-B SPECIAL EDUCATION	14,415.99	.00	5,900.81	.00	20,316.80	.00
516	9017	IDEA-B SPECIAL EDUCATION	.00	32,824.03	287,240.86	20,527.67	299,570.15	12,329.29
572	9016	TITLE I FY16	6,969.06	.00	33,805.44	.00	40,774.50	.00
572	9017	TITLE I FY17	.00	.00	187,635.78	24,522.47	218,911.98	31,276.20
587	9017	EARLY CHILDHOOD SPECIAL E	.00	261.39	1,623.71	302.20	1,664.52	40.81
590	9017	TITLE II-A IMPROVING TEAC	.00	4,725.69	41,215.59	.00	41,215.59	.00
Grand Total All Funds			10,137,794.81	2,874,296.44	27227,554.86	2,964,987.29	25859,783.19	11505,566.48
Total Invested Funds			.00					

DATE: 05/04/2017
TIME: 09:47:43OHIO DEPARTMENT OF EDUCATION - OFFICE OF SCHOOL MANAGEMENT ASSISTANCE
ANNUAL SPENDING PLAN (CURRENT OPERATION - GENERAL FUND ONLY - O.R.C. 5705.391)

PAGE: 1

SCHOOL DISTRICT: LEXINGTON LOCAL SCHOOLS

IRN # 049437

COUNTY: RICHLAND

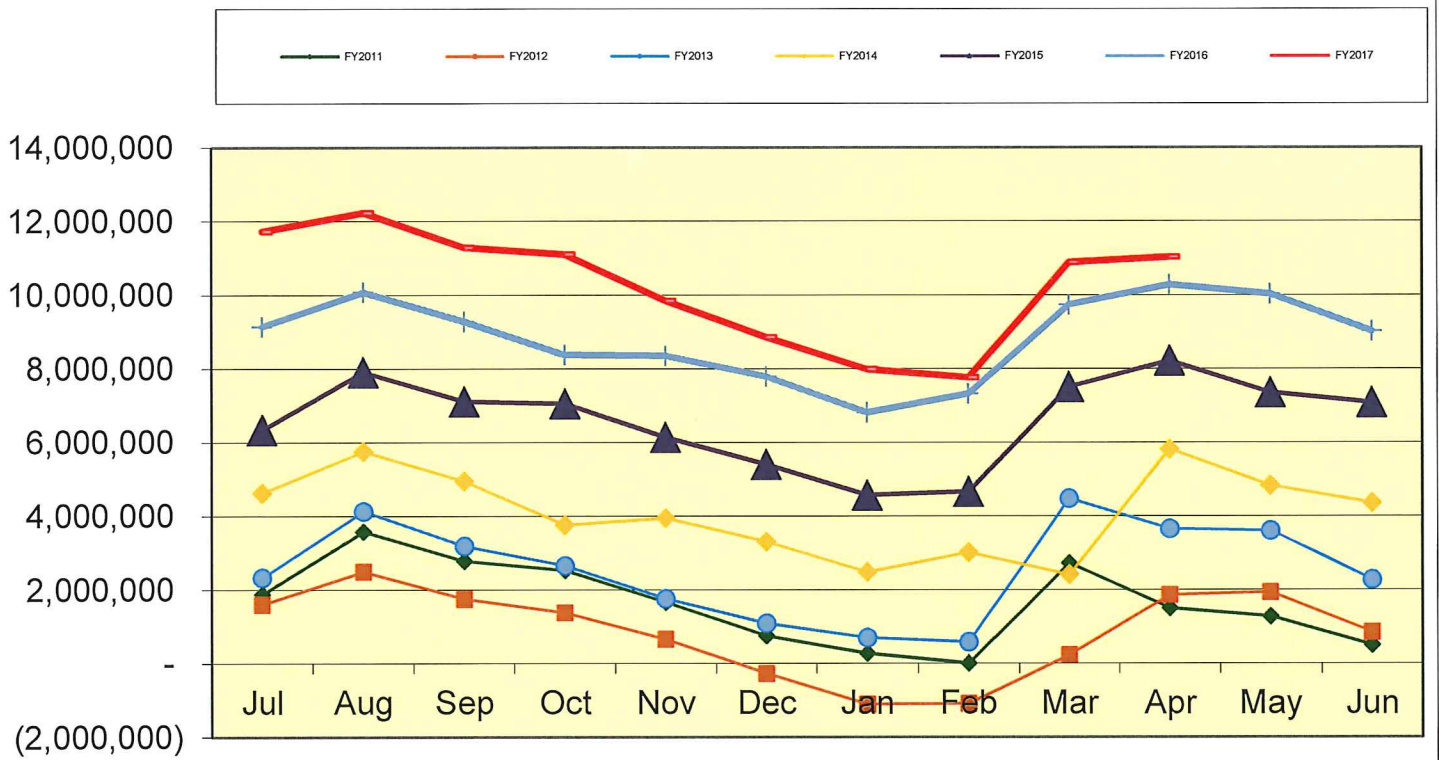
FISCAL YEAR: 2017 MONTH: 04

	MONTHLY ESTIMATE	MONTHLY ACTUAL	MONTHLY DIFFERENCE	FISCAL YTD ESTIMATE	FISCAL YTD ACTUAL	FISCAL YTD DIFFERENCE
REVENUES						
01.010 General Property (Real Estate)	1,382,000	1,218,583	163,417-	10,582,000	10,722,314	140,314
01.020 Tangible Personal Property Tax	243,655	252,767	9,112	466,655	499,419	32,764
01.030 Income Tax	0	0	0	0	0	0
01.035 Unrestricted Grants-in-Aid	815,000	805,914	9,086-	8,145,000	8,356,434	211,434
01.040 Restricted Grants-in-Aid	6,500	6,574	74	69,100	63,771	5,329-
01.045 Restricted Grants-in-Aid - SFSF	0	0	0	0	0	0
01.050 Property Tax Allocation	49,000	0	49,000-	923,000	935,437	12,437
01.060 All Other Operating Revenue	15,000	26,993	11,993	277,500	516,675	239,175
01.070 Total Revenue	2,511,155	2,310,831	200,324-	20,463,255	21,094,050	630,795
OTHER FINANCING SOURCES						
02.010 Proceeds from Sale of Notes	0	0	0	0	0	0
02.020 State Emergency Loans & Advancements (Approved)	0	0	0	0	0	0
02.040 Operating Transfers-In	0	0	0	0	0	0
02.050 Advances-In	0	0	0	0	0	0
02.060 All Other Financing Sources	0	0	0	66,000	44,985	21,015-
02.070 Total Other Financing Sources	0	0	0	66,000	44,985	21,015-
02.080 Total Revenues and Other Financing Sources	2,511,155	2,310,831	200,324-	20,529,255	21,139,035	609,780
EXPENDITURES						
03.010 Personal Services	1,100,000	1,011,079	88,921-	10,347,695	9,984,018	363,677-
03.020 Employees' Retirement/Insurance Benefits	465,000	485,249	20,249	4,665,000	4,676,600	11,600
03.030 Purchased Services	275,000	507,781	232,781	2,785,000	3,153,826	368,826
03.040 Supplies and Materials	35,000	38,882	3,882	625,000	640,532	15,532
03.050 Capital Outlay	10,000	0	10,000-	120,920	87,861	33,059-
03.060 Intergovernmental	0	0	0	0	0	0
04.010 Debt Service: All Principal (Historical)	0	0	0	0	0	0
04.020 Debt Service: Principal - Notes	0	0	0	0	0	0
04.030 Debt Service: Principal - State Loans	0	0	0	0	0	0
04.040 Debt Service: Principal - State Advancements	0	0	0	0	0	0
04.050 Debt Service: Principal - HB 264 Loans	0	0	0	0	0	0
04.055 Debt Service: Principal - Other	0	0	0	0	0	0
04.060 Debt Service: Interest and Fiscal Charges	0	0	0	0	0	0
04.300 Other Objects	127,800	124,278	3,522-	298,800	287,333	11,467-
04.500 Total Expenditures	2,012,800	2,167,269	154,469	18,842,415	18,830,170	12,245-
OTHER FINANCING USES						
05.010 Operating Transfers - Out	0	0	0	0	300,000	300,000
05.020 Advances - Out	0	0	0	0	0	0
05.030 All Other Financing Uses	0	0	0	0	0	0
05.040 Total Other Financing Uses	0	0	0	0	300,000	300,000
05.050 Total Expenditure and Other Financing Uses	2,012,800	2,167,269	154,469	18,842,415	19,130,170	287,755
06.010 Excess Rev & Oth Financing Sources over(under) Exp &	498,355	143,562	354,793-	1,686,840	2,008,865	322,025
07.010 Beginning Cash Balance	10,210,679	10,887,497	676,818	9,022,194	9,022,194	0
07.020 Ending Cash Balance	10,709,034	11,031,059	322,025	10,709,034	11,031,059	322,025
08.010 Outstanding Encumbrances	600,000	766,602	166,602	600,000	766,602	166,602

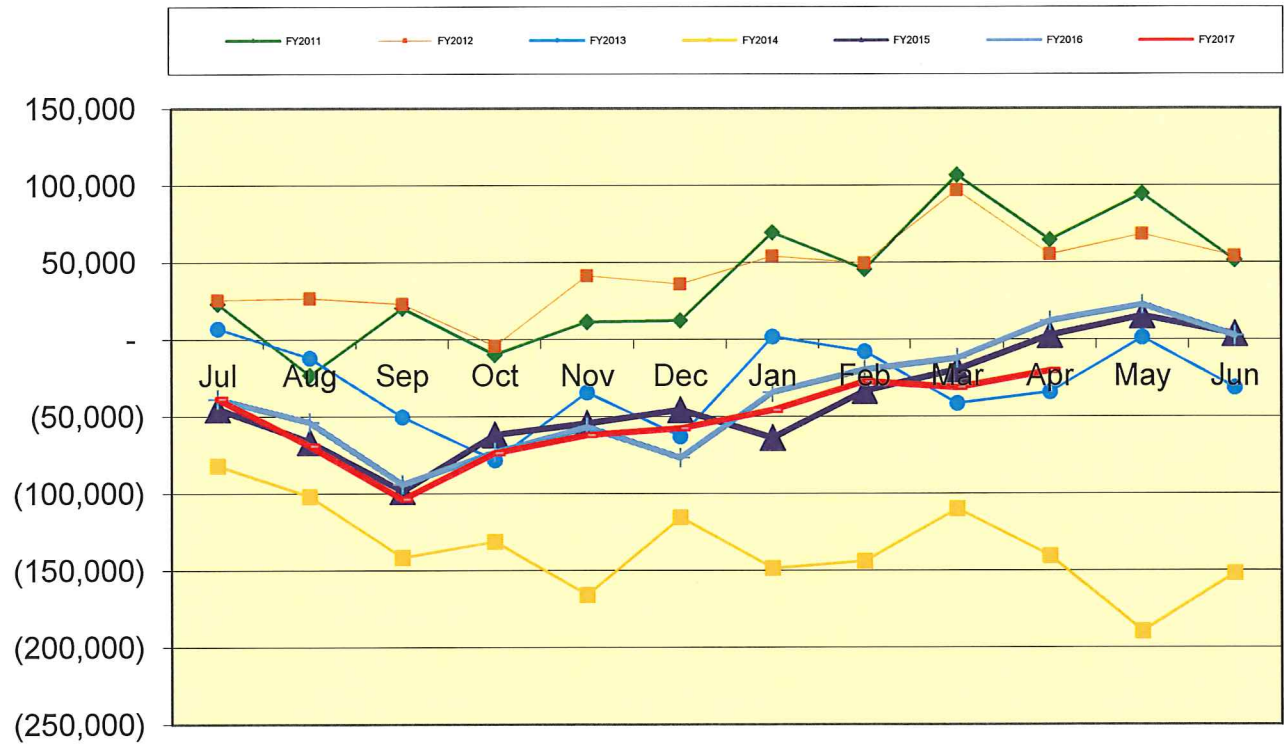
**LEXINGTON LOCAL SCHOOL DISTRICT
GENERAL FUND ONLY 2016-17
SUMMARY OF RECEIPTS AND EXPENDITURES - FIVE YEAR FORECAST FORMAT**

LINE 7.010	BEGINNING CASH BALANCE		\$ 9,022,194		
	4/30/2017	FISCAL	FISCAL	VARIANCE	PERCENT
		YEAR TO DATE	YEAR TO DATE	Estimate vs.	of
		Estimate	Actual	Actual	VARIANCE
REVENUES					
LINE 1.010	Real Estate Tax	\$ 10,582,000	\$ 10,722,314	\$140,314	1.33%
LINE 1.020	Personal Property Tax	\$ 466,655	\$ 499,419	\$32,764	7.02%
LINE 1.030	Income Tax	\$ -	\$ -	\$0	
LINE 1.035	State Funding	\$ 8,145,000	\$ 8,356,434	\$211,434	2.60%
LINE 1.040	Career Tech / Economic Disadv.	\$ 69,100	\$ 63,771	(\$5,329)	-7.71%
LINE 1.050	Property Tax Allocation	\$ 923,000	\$ 935,437	\$12,437	1.35%
LINE 1.060	Other Operating Revenue	\$ 277,500	\$ 516,675	\$239,175	86.19%
LINE 1.070	TOTAL REVENUE	\$ 20,463,255	\$ 21,094,050	\$630,795	3.08%
			\$ -		
LINE 2.01	Proceeds from Notes	\$ -	\$ -	\$0	
LINE 2.04	Transfers In	\$ -	\$ -	\$0	
LINE 2.050	Advances In	\$ -	\$ -	\$0	#DIV/0!
LINE 2.060	Other Financing Sources	\$ 66,000	\$ 44,985	(\$21,015)	-31.84%
LINE 2.070	TOTAL OTHER SOURCES	\$ 66,000	\$ 44,985	(\$21,015)	-31.84%
LINE 2.080	TOTAL REVENUES & Sources	\$ 20,529,255	\$ 21,139,035	\$609,780	2.97%
EXPENSES					
LINE 3.010	Salaries	\$ 10,347,695	\$ 9,984,018	\$363,677	3.51%
LINE 3.020	Retirement and Benefits	\$ 4,665,000	\$ 4,676,600	(\$11,600)	-0.25%
LINE 3.030	Purchased Services	\$ 2,785,000	\$ 3,153,826	(\$368,826)	-13.24%
LINE 3.040	Supplies and Materials	\$ 625,000	\$ 640,532	(\$15,532)	-2.49%
LINE 3.050	Capital Outlay and Equipment	\$ 120,920	\$ 87,861	\$33,059	27.34%
LINE 3.06	INTERGOVERNMENTAL	\$ -	\$ -	\$0	
LINE 4.020	DEBT SERVICE - Notes	\$ -	\$ -	\$0	
LINE 4.060	DEBT SERVICE - Interest charges	\$ -	\$ -	\$0	
LINE 4.300	Other Objects	\$ 298,800	\$ 287,333	\$11,467	3.84%
LINE 4.500	TOTAL EXPENDITURES	\$ 18,842,415	\$ 18,830,170	\$12,245	0.06%
			\$ -		
LINE 5.00	TRANSFERS OUT	\$ -	\$ 300,000	(\$300,000)	
LINE 5.02	ADVANCES OUT	\$ -	\$ -	\$0	
LINE 5.03	ALL OTHER USES	\$ -	\$ -	\$0	
LINE 5.040	TOTAL OTHER USES	\$ -	\$ 300,000	(\$300,000)	
LINE 5.050	TOTAL EXPENDITURES & USES	\$ 18,842,415	\$ 19,130,170	(\$287,755)	-1.53%
		Estimate	Actual	Variance	
LINE 6.010	REVENUES OVER EXPENSES	\$ 1,686,840	\$ 2,008,865	\$322,025	
LINE 7.020	ENDING CASH BALANCE	\$ 10,709,034	\$ 11,031,059	\$322,025	
	Less Reserves	\$ (87,929)	\$ (87,929)	\$ -	
LINE 8.010	Less Outstanding Encumbrances	\$ (600,000)	\$ (766,602)	\$ (166,602)	27.77%
LINE 15.010	Unreserved Fund Balance	\$ 10,021,105	\$ 10,176,528	\$155,423	1.55%
		Estimate	Actual	Benchmark Yr. End	
	Salaries/Benefits as % of Revenue	73.4%	69.5%	80.1% or below	
	True Days Cash - Calendar Days on which can operate	162	162	90 or above optimal	

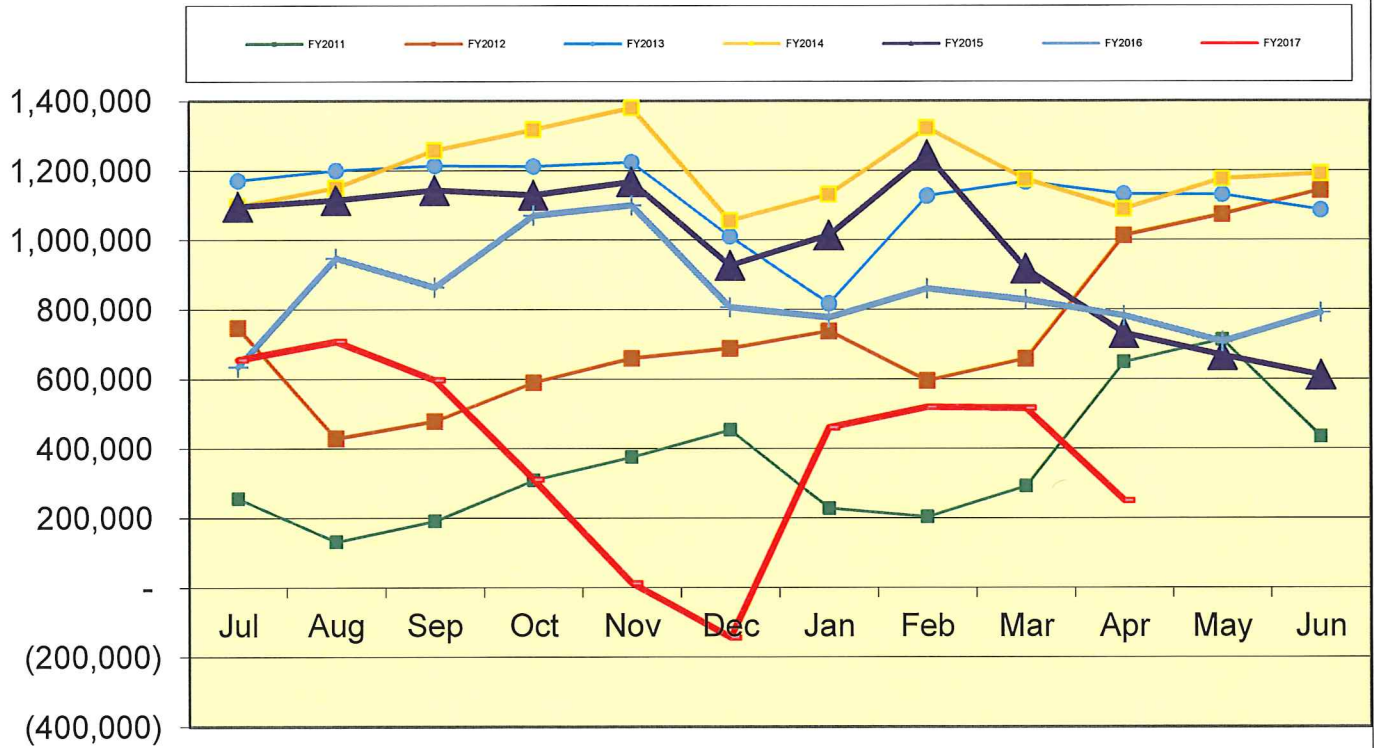
Lexington Local Schools General Fund Cash Balance



Lexington Local Schools Food Service Fund Cash Balance



Lexington Local Schools Employee Benefits Fund Cash Balance



Lexington Local Schools

**Permanent Improvement Fund
4/30/2017**

	Budgeted Amount	Actual Fiscal Year Expended	Current Encumbrances	Expenses / Encumbrances Over/Under Estimate	Remaining Estimated PI Project Costs
Instruction and Administration					
Algebra II Books (85)	\$ 10,543.08	\$ 10,543.40	\$ -	(\$0.32)	\$0.00
American History Books (60)	\$ 7,770.00	\$ -	\$ -	\$7,770.00	\$7,770.00
24 Walkie Talkies (all bldgs/transportation)	\$ 6,888.00	\$ 6,888.00	\$ -	\$0.00	\$0.00
Eastern Go Math	\$ 2,745.25	\$ 2,745.25	\$ -	\$0.00	\$0.00
PK-3 Educational Kits (Western)	\$ 2,135.00	\$ 1,945.00	\$ -	\$190.00	\$0.00
Biology Textbooks (17)	\$ 1,757.35	\$ 1,838.04	\$ -	(\$80.69)	\$0.00
Western Laminator	\$ 1,895.00	\$ 1,895.00	\$ -	\$0.00	\$0.00
Keyboards for HS/Eastern Choir Rooms	\$ 3,579.50	\$ 3,579.50	\$ -	\$0.00	\$0.00
Eastern Replacement Slide	\$ 4,010.00	\$ 4,010.00	\$ -	\$0.00	\$0.00
Central Student Chairs (20)	\$ 556.60	\$ 550.40	\$ -	\$6.20	\$0.00
Western 2nd Grade Resource Books	\$ 486.47	\$ 577.00	\$ -	(\$90.53)	\$0.00
JH PE Equipment	\$ 596.56	\$ 596.55	\$ -	\$0.01	\$0.00
HS Business Text/Software	\$ 3,286.53	\$ 3,286.53	\$ -	\$0.00	\$0.00
Eastern Tables (5)	\$ 1,580.35	\$ 1,580.35	\$ -	\$0.00	\$0.00
Western Music Curriculum	\$ 5,170.00	\$ 4,970.00	\$ -	\$200.00	\$0.00
Western 4-Drawer File	\$ 800.00	\$ 799.98	\$ -	\$0.02	\$0.00
Central Music	\$ 561.08	\$ 561.02	\$ -	\$0.06	\$0.00
Western PK Chairs/Equipment	\$ 2,887.12	\$ 3,239.94	\$ -	(\$352.82)	\$0.00
Western Kindergarten Literacy Curriculum	\$ 2,659.60	\$ 2,659.60	\$ -	\$0.00	\$0.00
Central Kindergarten Literacy Curriculum	\$ 4,632.50	\$ 4,632.50	\$ -	\$0.00	\$0.00
Eastern Table	\$ 316.07	\$ 316.07	\$ -	\$0.00	\$0.00
Central Cellos/Rack	\$ 3,855.00	\$ 3,815.00	\$ -	\$40.00	\$0.00
Eastern PA System	\$ 3,943.98	\$ 3,943.98	\$ -	\$0.00	\$0.00
Eastern M48 Manhasset Stands	\$ 2,380.00	\$ 2,380.00	\$ -	\$0.00	\$0.00

Maintenance					
Western Pick-Up Area Awnings	\$ 3,000.00	\$ 1,340.00	\$ -	\$1,660.00	\$0.00
Maintenance Truck	\$ 39,000.00	\$ 38,530.15	\$ -	\$469.85	\$0.00
Eastern Chiller Project	\$ 100,000.00	\$ 100,000.00	\$ -	\$0.00	\$0.00
Eastern Roof Project	\$ 97,681.00	\$ 97,681.00	\$ -	\$0.00	\$0.00
JH Cafeteria Chair Lift	\$ 16,000.00	\$ 16,000.00	\$ -	\$0.00	\$0.00
JH Wheelchair Ramps	\$ 16,680.68	\$ 16,680.68	\$ -	\$0.00	\$0.00

Transportation					
New buses	\$ 190,000.00	\$ 189,036.00	\$ -	\$964.00	\$0.00

Technology					
Computers, servers, tech equip., etc.	\$ 150,000.00	\$ 146,663.16	\$ -	\$3,336.84	\$3,336.84

Food Service					
PaySchools Quik Lunch Conversion	\$ 4,325.00	\$ -	\$ 4,325.00	\$0.00	\$0.00

Athletics and Student Activities					
3 Scoreboards	\$ 17,100.00	\$ 17,100.00	\$ -	\$0.00	\$0.00
Track Equipment	\$ 1,750.00	\$ -	\$ -	\$1,750.00	\$1,750.00
Marching Band Equipment	\$ 2,192.15	\$ 2,247.15	\$ -	(\$55.00)	\$0.00
Football Press Box Windows Replacement	\$ 4,272.00	\$ 4,172.00	\$ -	\$100.00	\$0.00
HS Athletics Uniforms/Equipment	\$ -	\$ -	\$ -	\$0.00	\$0.00

Fees					
Tax Collection Fees	\$ 14,500.00	\$ 12,543.00	\$ -	\$1,957.00	\$1,957.00

	Budgeted Amount	Actual Fiscal Year Expended	Current Encumbrances	Expenses / Encumbrances Over/Under Estimate	Remaining Estimated PI Project Costs
Totals	\$ 731,535.87	\$ 709,346.25	\$ 4,325.00	\$17,864.62	\$14,813.84
Total Budgeted	\$ 731,535.87				

Actual Cash Balance 7/1/16	\$ 117,720.48
Revenues FY17 - Taxes from levy	\$ 648,327.65
Expenditures FY17	\$ (709,346.25)
Current Cash Balance	\$56,701.88
Current Encumbrances	\$ (4,325.00)
Available Balance	\$52,376.88

Remaining Estimated Revenues FY17 - Taxes from levy	\$ 26,672.35
Less: Remaining Estimated PI Project Costs	(\$14,813.84)
6/30/17 Estimated Carryover	\$ 64,235.39

Lexington Local Schools

Food Service Fund 2016-17 vs. 2015-2016 vs. 2014-2015

							Beginning Balance 7/1/16	\$ 2,553
2016-2017 Through 4/30/17								
<i>Revenues</i>	District-Wide	High School	Junior High	Eastern	Central	Western	Total	
Student Type A, Ezpay, Misc	\$ -	\$ 88,396	\$ 39,417	\$ 39,487	\$ 33,320	\$ 29,361	\$ 229,981	
Student Break, Milk & A La Carte	\$ -	\$ 55,872	\$ 15,841	\$ 9,716	\$ 5,137	\$ 5,308	\$ 91,874	
Adult & Misc revenues	\$ 19,365	\$ 6,944	\$ 1,235	\$ 1,992	\$ 2,003	\$ 1,018	\$ 32,557	
State Reimb	\$ -	\$ 1,309	\$ 967	\$ 1,480	\$ 1,138	\$ 797	\$ 5,691	
Federal Reimb	\$ -	\$ 57,804	\$ 44,789	\$ 66,232	\$ 50,624	\$ 36,928	\$ 256,377	
Total Revenues	\$ 19,365	\$ 210,325	\$ 102,249	\$ 118,907	\$ 92,222	\$ 73,412	\$ 616,480	
<i>Expenses</i>								
Wages	\$ 39,019	\$ 99,478	\$ 45,029	\$ 31,006	\$ 29,281	\$ 27,421	\$ 271,234	
Severance	\$ -	\$ -	\$ -	\$ -	\$ -	\$ -	\$ -	
Retirement	\$ 9,362	\$ 20,576	\$ 7,382	\$ 8,178	\$ 5,451	\$ 4,425	\$ 55,374	
Medical	\$ 20,513	\$ 37,081	\$ 22,723	\$ 24,720	\$ 2,453	\$ -	\$ 107,490	
Life, Dent, MC, WC	\$ 1,238	\$ 3,232	\$ 1,933	\$ 1,319	\$ 746	\$ 503	\$ 8,971	
Purch Serv, Repairs, Phone, Post	\$ 2,934	\$ 6,854	\$ 3,083	\$ 538	\$ 812	\$ 538	\$ 14,759	
Supplies	\$ 4,679	\$ -	\$ -	\$ -	\$ -	\$ -	\$ 4,679	
Food Costs	\$ -	\$ 73,490	\$ 28,100	\$ 47,411	\$ 14,710	\$ 13,056	\$ 176,767	
Equipment	\$ -	\$ -	\$ -	\$ -	\$ -	\$ -	\$ -	
Other Costs	\$ -	\$ -	\$ -	\$ -	\$ -	\$ -	\$ -	
Total Expenses	\$ 77,745	\$ 240,711	\$ 108,250	\$ 113,172	\$ 53,453	\$ 45,943	\$ 639,274	
Net Gain (Loss)	\$ (58,380)	\$ (30,386)	\$ (6,001)	\$ 5,735	\$ 38,769	\$ 27,469	\$ (22,794)	
							Ending Cash Balance 4/30/17	\$ (20,241)

							Beginning Balance 7/1/15	\$ 3,707
2015-2016 Through 4/30/16								
<i>Revenues</i>	District-Wide	High School	Junior High	Eastern	Central	Western	Total	
Student Type A, Ezpay, Misc	\$ -	\$ 105,123	\$ 39,514	\$ 39,614	\$ 30,809	\$ 30,180	\$ 245,240	
Student Break, Milk & A La Carte	\$ -	\$ 64,587	\$ 15,830	\$ 9,701	\$ 6,471	\$ 6,318	\$ 102,907	
Adult & Misc revenues	\$ 6,130	\$ 6,698	\$ 1,381	\$ 2,466	\$ 1,834	\$ 1,059	\$ 19,568	
State Reimb	\$ -	\$ 1,182	\$ 1,000	\$ 1,182	\$ 1,063	\$ 1,000	\$ 5,427	
Federal Reimb	\$ -	\$ 61,928	\$ 37,840	\$ 53,030	\$ 52,974	\$ 36,324	\$ 242,096	
Total Revenues	\$ 6,130	\$ 239,518	\$ 95,565	\$ 105,993	\$ 93,151	\$ 74,881	\$ 615,238	
<i>Expenses</i>								
Wages	\$ 37,823	\$ 85,339	\$ 49,752	\$ 40,540	\$ 27,167	\$ 27,329	\$ 267,950	
Severance	\$ -	\$ -	\$ -	\$ -	\$ -	\$ -	\$ -	
Retirement	\$ 9,060	\$ 18,674	\$ 8,096	\$ 7,919	\$ 6,225	\$ 6,046	\$ 56,020	
Medical	\$ 16,839	\$ 30,439	\$ 21,573	\$ 20,293	\$ -	\$ -	\$ 89,144	
Life, Dent, MC, WC	\$ 1,195	\$ 2,981	\$ 1,973	\$ 1,370	\$ 585	\$ 527	\$ 8,631	
Purch Serv, Repairs, Phone, Post	\$ 3,164	\$ 1,403	\$ 1,016	\$ 984	\$ 588	\$ 588	\$ 7,743	
Supplies	\$ 2,871	\$ -	\$ -	\$ -	\$ -	\$ -	\$ 2,871	
Food Costs	\$ -	\$ 76,750	\$ 28,694	\$ 43,649	\$ 13,462	\$ 11,819	\$ 174,374	
Equipment	\$ -	\$ -	\$ -	\$ -	\$ -	\$ -	\$ -	
Other Costs	\$ -	\$ -	\$ -	\$ -	\$ -	\$ -	\$ -	
Total Expenses	\$ 70,952	\$ 215,586	\$ 111,104	\$ 114,755	\$ 48,027	\$ 46,309	\$ 606,733	
Net Gain (Loss)	\$ (64,822)	\$ 23,932	\$ (15,539)	\$ (8,762)	\$ 45,124	\$ 28,572	\$ 8,505	
							Ending Cash Balance 4/30/16	\$ 12,212

							Beginning Balance 7/1/14	\$ 842
2014-2015 Through 4/30/15								
<i>Revenues</i>	District-Wide	High School	Junior High	Eastern	Central	Western	Total	
Student Type A, Ezpay, Misc	\$ -	\$ 117,522	\$ 45,643	\$ 45,137	\$ 35,893	\$ 26,603	\$ 270,798	
Student Break, Milk & A La Carte	\$ -	\$ 68,048	\$ 21,047	\$ 8,658	\$ 6,257	\$ 5,796	\$ 109,806	
Adult & Misc revenues	\$ 2,662	\$ 3,214	\$ 2,079	\$ 2,091	\$ 2,063	\$ 816	\$ 12,925	
State Reimb	\$ -	\$ 1,259	\$ 1,041	\$ 1,357	\$ 1,198	\$ 808	\$ 5,663	
Federal Reimb	\$ -	\$ 58,774	\$ 36,517	\$ 46,463	\$ 42,236	\$ 33,647	\$ 217,637	
Total Revenues	\$ 2,662	\$ 248,817	\$ 106,327	\$ 103,706	\$ 87,647	\$ 67,670	\$ 616,829	
<i>Expenses</i>								
Wages	\$ 36,872	\$ 93,197	\$ 47,463	\$ 36,960	\$ 23,312	\$ 28,598	\$ 266,402	
Severance	\$ -	\$ -	\$ -	\$ -	\$ -	\$ -	\$ -	
Retirement	\$ 9,311	\$ 23,053	\$ 10,408	\$ 9,319	\$ 6,996	\$ 6,539	\$ 65,626	
Medical	\$ 16,084	\$ 31,204	\$ 15,603	\$ 19,384	\$ 5,321	\$ 2,128	\$ 89,724	
Life, Dent, MC, WC	\$ 1,173	\$ 3,160	\$ 1,868	\$ 1,391	\$ 830	\$ 674	\$ 9,096	
Purch Serv, Repairs, Phone, Post	\$ 3,455	\$ 1,911	\$ 3,381	\$ 1,299	\$ 1,016	\$ 597	\$ 11,659	
Supplies	\$ 2,604	\$ -	\$ -	\$ -	\$ -	\$ -	\$ 2,604	
Food Costs	\$ -	\$ 77,027	\$ 28,152	\$ 47,205	\$ 9,383	\$ 7,939	\$ 169,706	
Equipment	\$ -	\$ -	\$ -	\$ -	\$ -	\$ -	\$ -	
Other Costs	\$ -	\$ -	\$ -	\$ -	\$ -	\$ -	\$ -	
Total Expenses	\$ 69,499	\$ 229,552	\$ 106,875	\$ 115,558	\$ 46,858	\$ 46,475	\$ 614,817	
Net Gain (Loss)	\$ (66,837)	\$ 19,265	\$ (548)	\$ (11,852)	\$ 40,789	\$ 21,195	\$ 2,012	
							Ending Cash Balance 4/30/15	\$ 2,854

Date: 5/04/2017

C H E C K R E G I S T E R
Processing Month: April 2017
LEXINGTON LOCAL SCHOOLS

Page: 1
(CHKREG)

Check#	Check Date	Org Sta	Vendor Paid	Check Amount	Status Date
079140	04/05/2017	B/B	JACKMAN, DAN	8.00	
079141	04/05/2017	B/R	ROBERTSON, JENNIFER	48.00	04/26/2017
079142	04/05/2017	B/B	WALKER, LETTY	30.00	
079143	04/05/2017	B/R	McPEEK, KRISTEN	76.80	04/24/2017
079144	04/05/2017	B/B	CORDIAL, CYNTHIA	15.00	
079145	04/05/2017	B/R	ROBERTS, SAM	21.00	04/12/2017
079146	04/05/2017	B/R	BARROWS, HEATHER	27.00	04/11/2017
079147	04/05/2017	B/B	FISHER, SHAWNA	17.00	
079148	04/05/2017	B/B	TALLMAN, AMY	7.56	
079149	04/05/2017	W/R	ACE HARDWARE	176.00	04/11/2017
079150	04/05/2017	W/R	ADVANCED TURF SOLUTIONS	1,791.65	04/11/2017
079151	04/05/2017	W/R	NICKLES BAKERY	1,013.75	04/11/2017
079152	04/05/2017	W/R	AMERICAN ELECTRIC POWER	34,049.80	04/11/2017
079153	04/05/2017	W/R	AWARDSMITH	741.00	04/14/2017
079154	04/05/2017	W/R	BRIDGEWAY ACADEMY	4,200.00	04/13/2017
079155	04/05/2017	W/R	CARDINAL BUS SALES & SERVICE	28.00	04/11/2017
079156	04/05/2017	W/R	CDW-G	451.27	04/10/2017
079157	04/05/2017	W/R	ANTHONY, CHRISTY	67.74	04/10/2017
079158	04/05/2017	W/R	COWLES, CINDY	694.30	04/11/2017
079159	04/05/2017	W/R	CLEARWATER SYSTEMS	119.60	04/11/2017
079160	04/05/2017	W/R	COLES ENERGY, INC.	606.51	04/12/2017
079161	04/05/2017	W/W	BAKER, CONNIE	9.64	
079162	04/05/2017	W/R	DELL MARKETING L.P.	313.41	04/10/2017
079163	04/05/2017	W/R	FORGET-ME-NOT FLOWER SHOP, INC.	48.00	04/10/2017
079164	04/05/2017	W/R	HAVERFORD COLLEGE	2,000.00	04/12/2017
079165	04/05/2017	W/R	J & B ACCOUSTICAL	140.00	04/10/2017
079166	04/05/2017	W/R	BERRY, JENNIFER	63.56	04/10/2017
079167	04/05/2017	W/R	LESCH BATTERY & POWER	149.50	04/11/2017
079168	04/05/2017	W/W	MOWRY, LEVI B.	675.00	
079169	04/05/2017	W/W	LEXINGTON BASEBALL & SOFTBALL	275.00	
079170	04/05/2017	W/R	LOWE'S HOME CENTER	141.23	04/12/2017
079171	04/05/2017	W/R	MADISON LOCAL SCHOOLS	190.00	04/11/2017
079172	04/05/2017	W/R	MEDCENTRAL PEDIATRIC THERAPY	49,220.00	04/19/2017
079173	04/05/2017	W/R	MENARDS	142.40	04/25/2017
079174	04/05/2017	W/R	MID-OHIO ED. SERVICE CENTER	17.00	04/11/2017
079175	04/05/2017	W/R	MVD SPORTS	672.00	04/11/2017
079176	04/05/2017	W/R	NOVA LUNA EDUC & CONSULTING	971.90	04/10/2017
079177	04/05/2017	W/R	OHIO HIGH SCHOOL GOLF COACHES	50.00	04/26/2017
079178	04/05/2017	W/R	ORIENTAL TRADING COMPANY	216.88	04/11/2017
079179	04/05/2017	W/W	PHOTORAMA	128.00	
079180	04/05/2017	W/R	QUENCH	38.00	04/11/2017
079181	04/05/2017	W/R	R & L APPLIANCE PARTS	28.60	04/12/2017
079182	04/05/2017	W/R	BIGLEY, REBECCA	400.00	04/11/2017
079183	04/05/2017	W/W	ARNETT, SANDRA	10.74	
079184	04/05/2017	W/R	SCHOOL OUTFITTERS.COM	261.39	04/14/2017
079185	04/05/2017	W/R	SHERWIN-WILLIAMS	421.44	04/13/2017
079186	04/05/2017	W/R	SIEMENS INDUSTRY, INC.	536.81	04/10/2017
079187	04/05/2017	W/R	SIESEL DISTRIBUTING, LLC	878.00	04/11/2017
079188	04/05/2017	W/R	THE CENTER FOR INDIVIDUAL &	6,413.83	04/12/2017
079189	04/05/2017	W/R	THEATRE HOUSE	480.50	04/12/2017
079190	04/05/2017	W/R	OHIO BUREAU OF CRIMINAL IDENT.	164.00	04/12/2017
079191	04/05/2017	W/R	TRIBUNE-COURIER	24.00	04/13/2017

Check#	Check Date	Org Sta	Vendor Paid	Check Amount	Status Date
079192	04/05/2017	W/R	U.S. AWARDS, INC.	401.50	04/12/2017
079193	04/05/2017	W/R	VILLAGE OF LEXINGTON	6,990.59	04/12/2017
079194	04/05/2017	W/R	WOLFF BROS. SUPPLY, INC.	142.78	04/11/2017
079195	04/06/2017	W/R	THE GRILL CATERING	387.00	04/19/2017
079196	04/10/2017	W/R	JEFFRIES, DREW T	260.00	04/13/2017
079197	04/10/2017	W/R	SWETLIC, JANICE	365.00	04/14/2017
079198	04/11/2017	W/R	BUCYRUS HIGH SCHOOL	150.00	04/18/2017
079199	04/11/2017	W/R	COLE DISTRIBUTING	10,487.03	04/17/2017
079200	04/11/2017	W/R	HACKEDORN, DAVID S	80.00	04/17/2017
079201	04/11/2017	W/R	MARIKIS, DENNIS	11,900.00	04/18/2017
079202	04/11/2017	W/R	SANTAMARIA, EMILY	282.39	04/18/2017
079203	04/11/2017	W/R	FUN AND FUNCTION LLC	310.67	04/18/2017
079204	04/11/2017	W/R	EGGERTON, GENELLE	689.01	04/19/2017
079205	04/11/2017	W/R	GEYER'S MARKET'S, INC.	243.94	04/17/2017
079206	04/11/2017	W/R	GILBARCO INC.	30.00	04/17/2017
079207	04/11/2017	W/R	HEALTHCARE BILLING SERVICES	512.89	04/14/2017
079208	04/11/2017	W/R	KIMBALL MIDWEST	254.47	04/17/2017
079209	04/11/2017	W/R	LESCH BATTERY & POWER	151.20	04/18/2017
079210	04/11/2017	W/R	LEXINGTON LOCAL SCHOOLS	761.25	04/18/2017
079211	04/11/2017	W/R	LOW TEMP REFRIGERATION INC.	1,934.67	04/18/2017
079212	04/11/2017	W/R	MADISON LOCAL SCHOOLS	125.00	04/19/2017
079213	04/11/2017	W/R	MANSFIELD AUTO PARTS	439.89	04/18/2017
079214	04/11/2017	W/R	MID-OHIO ED. SERVICE CENTER	54.38	04/17/2017
079215	04/11/2017	W/R	myON	1,500.00	04/17/2017
079216	04/11/2017	W/R	MULHERIN, PATRICK	80.00	04/24/2017
079217	04/11/2017	W/R	PIRATE SCREEN PRINTING	1,081.00	04/17/2017
079218	04/11/2017	W/R	PROM NITE	221.95	04/19/2017
079219	04/11/2017	W/R	R.E.M. COMMUNICATIONS, INC.	4,231.00	04/18/2017
079220	04/11/2017	W/R	SHELBY CITY SCHOOLS	100.00	04/17/2017
079221	04/11/2017	W/R	SMITHFOODS, INC	4,129.14	04/18/2017
079222	04/11/2017	W/R	STANTON SHEET MUSIC	54.00	04/17/2017
079223	04/11/2017	W/R	TRANSPORTATION ACCESSORIES CO.	46.20	04/18/2017
079224	04/11/2017	W/R	UNITY SCHOOL BUS PARTS	275.53	04/19/2017
079225	04/11/2017	W/R	STIMA, VICKIE	32.00	04/17/2017
079226	04/12/2017	W/R	ROBERTSON HEATING SUPPLY CO	105.36	04/17/2017
079227	04/17/2017	W/R	A.B.L.E.	625.00	04/25/2017
079228	04/17/2017	W/R	ALBERT GUARNIERI & CO., INC.	791.84	04/24/2017
079229	04/17/2017	W/R	AWARDSMITH	178.00	04/24/2017
079230	04/17/2017	W/R	BALL, BENJAMIN	29.43	04/19/2017
079231	04/17/2017	W/R	CDW-G	333.99	04/24/2017
079232	04/17/2017	W/R	COLE DISTRIBUTING	262.18	04/21/2017
079233	04/17/2017	W/W	COLUMBUS AFRICENTRIC HS	1,281.15	
079234	04/17/2017	W/R	CULLIGAN QUALITY WATER	37.00	04/24/2017
079235	04/17/2017	W/R	BOND, DAVID A	80.25	04/20/2017
079236	04/17/2017	W/R	EDISON LOCAL SCHOOL DISTRICT	205.00	04/24/2017
079237	04/17/2017	W/R	GALION HIGH SCHOOL (AD)	200.00	04/20/2017
079238	04/17/2017	W/R	KELL ACE HARDWARE	28.80	04/24/2017
079239	04/17/2017	W/R	LEXINGTON HIGH SCHOOL	500.00	04/18/2017
079240	04/17/2017	W/R	MADISON LOCAL SCHOOLS	200.00	04/20/2017
079241	04/17/2017	W/R	OHIO HIGH SCHOOL ATH. ASSOC.	30.00	04/26/2017
079242	04/17/2017	W/R	ORRVILLE CITY SCHOOLS	130.00	04/21/2017
079243	04/17/2017	W/R	RC THERAPY SERVICES, INC.	8,823.00	04/24/2017

Check#	Check Date	Org Sta	Vendor Paid	Check Amount	Status Date
079244	04/17/2017	W/R	RICHLAND NEWHOPE CENTER	1,795.25	04/26/2017
079245	04/17/2017	W/R	TOMMELLEO, ROBERT J	28.89	04/18/2017
079246	04/17/2017	W/R	SCHOOL HEALTH CORP.	669.29	04/24/2017
079247	04/17/2017	W/R	SHELBY CITY SCHOOLS	150.00	04/20/2017
079248	04/17/2017	W/R	SYSCO CLEVELAND, INC.	3,414.42	04/21/2017
079249	04/17/2017	W/R	SCHEIBER, TODD	88.28	04/19/2017
079250	04/17/2017	W/R	TRUCK SALES & SERVICE, INC.	2,797.00	04/21/2017
079251	04/17/2017	W/R	UPPER SANDUSKY EXEMPTED	150.00	04/21/2017
079252	04/18/2017	B/B	BARKETT, TOMMY	42.70	
079253	04/18/2017	B/B	FABER, JON	50.00	
079254	04/20/2017	B/B	GLEN OAK HIGH SCHOOL	170.00	
079255	04/24/2017	W/R	ADVANCED TURF SOLUTIONS	178.40	04/28/2017
079256	04/24/2017	W/R	BAKER VEHICLE SYSTEMS, INC.	87.82	04/27/2017
079257	04/24/2017	W/R	ACCESSIBILITY SOLUTIONS LLC	294.00	04/28/2017
079258	04/24/2017	W/R	CBIZ BENEFITS & INSURANCE	2,750.00	04/28/2017
079259	04/24/2017	W/W	CDW-G	225.42	
079260	04/24/2017	W/W	COWLES, CINDY	1,116.12	
079261	04/24/2017	W/R	COLES ENERGY, INC.	404.82	04/28/2017
079262	04/24/2017	W/W	COLUMBIA GAS OF OHIO	2,722.62	
079263	04/24/2017	W/W	COMMERCIAL PARTS & SERVICE	73.23	
079264	04/24/2017	W/W	CLEVER, CRAIG A	7.50	
079265	04/24/2017	W/W	JEFFRIES, DREW T	250.00	
079266	04/24/2017	W/W	DYSLEXIA INSTITUTES OF AMERICA	895.00	
079267	04/24/2017	W/W	ELZY MILLING & TRADE LTD.	896.20	
079268	04/24/2017	W/R	FURBAY/MANSFIELD ELECTRIC	457.91	04/27/2017
079269	04/24/2017	W/W	GRAINGER	391.51	
079270	04/24/2017	W/W	HCC LIFE INSURANCE CO	33,207.51	
079271	04/24/2017	W/W	ROUSH, HEIDI	110.00	
079272	04/24/2017	W/W	HOLLY'S BOOK RACK	690.20	
079273	04/24/2017	W/R	J & B ACCOUSTICAL	970.00	04/27/2017
079274	04/24/2017	W/W	SWETLIC, JANICE	260.00	
079275	04/24/2017	W/R	KELL ACE HARDWARE	121.73	04/28/2017
079276	04/24/2017	W/W	LESCH BATTERY & POWER	83.92	
079277	04/24/2017	W/R	LEXINGTON LOCAL SCHOOLS	149.75	04/26/2017
079278	04/24/2017	W/R	LIMBACH COMPANY LLC	225.00	04/28/2017
079279	04/24/2017	W/R	MARCO PHOTO	283.76	04/27/2017
079280	04/24/2017	W/W	MEDCENTRAL PEDIATRIC THERAPY	56,620.00	
079281	04/24/2017	W/W	MCCAMMON, MEGAN	175.00	
079282	04/24/2017	W/W	METROPOLITAN EDUCATIONAL	1,077.32	
079283	04/24/2017	W/W	MID OHIO GRAVELY, INC	20.15	
079284	04/24/2017	W/W	NYTE-FLYTE	500.00	
079285	04/24/2017	W/R	ONTARIO ATHLETIC DEPT.	325.00	04/28/2017
079286	04/24/2017	W/W	PLUMMASTER, INC.	230.52	
079287	04/24/2017	W/R	RENHILL GROUP, INC.	10,015.49	04/28/2017
079288	04/24/2017	W/W	RENWICK, WELSH & BURTON	9,720.00	
079289	04/24/2017	W/W	RICHLAND NEWHOPE CENTER	12,321.00	
079290	04/24/2017	W/R	RUMPKE	805.78	04/28/2017
079291	04/24/2017	W/W	SARVER PAVING COMPANY	218.00	
079292	04/24/2017	W/R	SCHMIDT SECURITY	129.75	04/27/2017
079293	04/24/2017	W/R	SCHOOL HEALTH CORP.	409.86	04/28/2017
079294	04/24/2017	W/R	SHAW & OTT MEDICAL	16,680.68	04/28/2017
079295	04/24/2017	W/R	SIESEL DISTRIBUTING, LLC	1,285.50	04/28/2017

Check#	Check Date	Org Sta	Vendor Paid	Check Amount	Status Date
079296	04/24/2017	W/R	STANDARD PLUMBING & HEATING CO	650.00	04/28/2017
079297	04/24/2017	W/W	TEAM SPORTS, INC	210.00	
079298	04/24/2017	W/R	STIMA, VICKIE	65.27	04/25/2017
079299	04/24/2017	W/R	WOLFF BROS. SUPPLY, INC.	1,375.46	04/28/2017
079300	04/24/2017	W/R	WORNER ROOFING COMPANY	1,775.84	04/27/2017
079301	04/24/2017	W/R	MT BUSINESS TECHNOLOGIES, INC.	44.81	04/27/2017
079303	04/28/2017	W/W	AMERICAN ELECTRIC POWER	28,920.47	
079304	04/28/2017	W/W	AWARDSMITH	454.00	
079305	04/28/2017	W/W	BAUMSPAGE.COM,LLC	85.54	
079306	04/28/2017	W/W	BUREAU OF EDUCATION & RESEARCH	980.00	
079307	04/28/2017	W/W	WOLBERT, DAVID R	480.00	
079308	04/28/2017	W/W	DIRECT ENERGY BUSINESS MARKETI	5,547.64	
079309	04/28/2017	W/W	MCFARLAND, JEFF (MICK)	18.00	
079310	04/28/2017	W/W	LEARN BY DOING	380.00	
079311	04/28/2017	W/W	LEXINGTON BOARD OF ED.	86.71	
079312	04/28/2017	W/W	COLLINS, LINDA	35.70	
079313	04/28/2017	W/W	MANSFIELD RUBBER STAMP	100.00	
079314	04/28/2017	W/W	SGAMBELLONE, MILO	450.00	
079315	04/28/2017	W/W	POST MASTER	245.00	
079316	04/28/2017	W/W	RENHILL GROUP, INC.	5,684.30	
079317	04/28/2017	W/W	SAM'S CLUB	259.50	
079318	04/28/2017	W/W	STAPLES	35.55	
079319	04/28/2017	W/W	BLACKSTONE, STEPHANIE	175.00	
079320	04/28/2017	W/W	RYAN, STEPHEN A	450.00	
079321	04/28/2017	W/W	BROWN, STEVEN	450.00	
079322	04/28/2017	W/W	US BANK	4,203.81	
079323	04/28/2017	W/W	VERIZON WIRELESS	709.93	
079324	04/28/2017	W/W	WAL-MART DISCOUNT CITIES	558.66	
079325	04/28/2017	W/W	LEXINGTON ATHLETIC DEPT.	3,440.00	
690966	04/05/2017	C/R	LEXINGTON SCHOOLS - PAYROLL	539,697.08	04/30/2017
690967	04/06/2017	C/R	LEXINGTON SCHOOLS - PAYROLL	237.44	04/30/2017
690968	04/10/2017	M/M	LEXINGTON SCHOOLS - PAYROLL	7,246.84	
690969	04/10/2017	M/M	MEMO-S.E.R.S.	2,808.38	
690970	04/10/2017	M/M	MEMO-S.T.R.S.	5,942.34	
690971	04/20/2017	C/R	LEXINGTON SCHOOLS - PAYROLL	518,674.47	04/30/2017
690972	04/20/2017	M/M	ANTHEM BENEFIT SERVICES	325,091.76	
690973	04/20/2017	M/M	LEXINGTON SCHOOLS - PAYROLL	6,939.22	
690974	04/20/2017	M/M	MEMO-S.E.R.S.	2,796.14	
690975	04/20/2017	M/M	MEMO-S.T.R.S.	5,783.21	
690976	04/20/2017	M/M	GORDON FOOD SERVICE	6,187.35	
690977	04/28/2017	M/M	MEMO-S.E.R.S.	42,700.00	
690978	04/28/2017	M/M	MEMO-S.T.R.S.	109,320.00	
690979	04/28/2017	M/M	MEMO-MID OHIO ESC	2,717.02	
690981	04/28/2017	M/M	RICHLAND COUNTY AUDITOR	130,210.88	
690982	04/28/2017	M/M	LEXINGTON SCHOOLS - PAYROLL	3.44	
690984	04/28/2017	M/M	RICHLAND COUNTY AUDITOR	.50	

Total Checks Issued \$ 2,102,785.85

TRANS NO	ITEM NO	TRANS DATE	STS	DESCRIPTION OR SOURCE	TI	FUND	RCPT	SPCC	SUBJ	OPU	TRANS AMOUNT
070382	0001	04/21/2017	A	Real Estate Tax - Richland	03	001	1111	0000	000000	000	397,185.48
070382	0002	04/21/2017	A	Emergency Tax - Richland	03	001	1111	0000	000000	000	821,397.33
RCPT CODE SUB-TOTAL:											1,218,582.81
070382	0004	04/21/2017	A	Pers Prop Tax - Richland	03	001	1122	0000	000000	000	162,856.82
070382	0005	04/21/2017	A	Pers Prop Tax Emerg - Richland	03	001	1122	0000	000000	000	89,910.18
RCPT CODE SUB-TOTAL:											252,767.00
070334	0001	04/03/2017	A	Preschool tuition	03	001	1211	0000	000000	500	200.00
070336	0001	04/03/2017	A	tuition pymt	03	001	1211	0000	000000	000	614.58
070339	0001	04/04/2017	A	Preschool tuition	03	001	1211	0000	000000	500	100.00
070342	0001	04/05/2017	A	Preschool tuition	03	001	1211	0000	000000	500	300.00
070346	0001	04/06/2017	A	Preschool tuition	03	001	1211	0000	000000	500	400.00
070363	0001	04/07/2017	A	Preschool tuition	03	001	1211	0000	000000	500	400.00
070353	0001	04/10/2017	A	tuition pymt	03	001	1211	0000	000000	000	1,229.16
070368	0001	04/17/2017	A	Preschool tuition	03	001	1211	0000	000000	500	300.00
070373	0001	04/18/2017	A	Preschool tuition	03	001	1211	0000	000000	500	200.00
070390	0001	04/20/2017	A	Tuition pymt	03	001	1211	0000	000000	000	5,531.22
070389	0001	04/21/2017	A	Tuition pymt	03	001	1211	0000	000000	000	614.58
070394	0001	04/24/2017	A	Preschool tuition	03	001	1211	0000	000000	500	200.00
070401	0001	04/25/2017	A	Preschool tuition	03	001	1211	0000	000000	500	100.00
070420	0001	04/26/2017	A	Preschool tuition	03	001	1211	0000	000000	500	200.00
070414	0001	04/28/2017	A	Tuition pymt	03	001	1211	0000	000000	000	620.00
RCPT CODE SUB-TOTAL:											11,009.54
070319	0014	04/07/2017	A	Open Enrollment Revenue	03	001	1227	0000	000000	000	109.09-
070357	0014	04/21/2017	A	Open Enrollment Revenue	03	001	1227	0000	000000	000	109.09-
RCPT CODE SUB-TOTAL:											218.18-
070427	0001	04/30/2017	A	Richland Bank May Interest	03	001	1410	0000	000000	000	8,057.05
RCPT CODE SUB-TOTAL:											8,057.05
070338	0001	04/04/2017	A	Eastern school fees	03	001	1740	0000	000000	300	30.00
070340	0001	04/05/2017	A	HS School fees	03	001	1740	0000	000000	100	41.00
070341	0001	04/05/2017	A	JH School fees	03	001	1740	0000	000000	200	12.00
070344	0001	04/06/2017	A	JH School fees	03	001	1740	0000	000000	200	17.00
070347	0001	04/06/2017	A	Summer PE	03	001	1740	0000	080999	100	630.00
070372	0001	04/18/2017	A	HS School fees	03	001	1740	0000	000000	100	15.00
070375	0001	04/19/2017	A	Central school fees	03	001	1740	0000	000000	400	28.00

STATUS (STS) CODES:

A-RECEIPT B-REFUND OF RECEIPT V-VOID REFUND OF RECEIPT X-REDUCTION OF EXPENDITURE
 C-APPROPRIATION OR BUDGET MODIFICATIONS D-EXPENSE/SUPPLIES DISTRIBUTION F-FUND TO FUND TRANSFER

TRANS NO	ITEM NO	TRANS DATE	STS	DESCRIPTION OR SOURCE	TI	FUND	RCPT	SPCC	SUBJ	OPU	TRANS AMOUNT
070377	0001	04/19/2017	A	Summer PE	03	001	1740	0000	080999	100	360.00
070387	0001	04/21/2017	A	Western school fees	03	001	1740	0000	000000	500	20.00
070391	0001	04/21/2017	A	Eastern school fees	03	001	1740	0000	000000	300	30.00
070392	0001	04/24/2017	A	JH School Fees	03	001	1740	0000	000000	200	29.00
070393	0001	04/24/2017	A	Western school fees	03	001	1740	0000	000000	500	20.00
070398	0001	04/24/2017	A	HS School fees	03	001	1740	0000	000000	100	81.00
070403	0004	04/24/2017	A	Central schhol fees	03	001	1740	0000	000000	400	56.00
070400	0001	04/25/2017	A	Central school fees	03	001	1740	0000	000000	400	20.00
070417	0001	04/28/2017	A	HS Fees - Pay For It	03	001	1740	0000	000000	100	498.00
070417	0002	04/28/2017	A	Central Fees - Pay For It	03	001	1740	0000	000000	400	30.00
070417	0003	04/28/2017	A	Jr High Fees - Pay For It	03	001	1740	0000	000000	400	0.00
070417	0004	04/28/2017	A	Eastern Fees - Pay For It	03	001	1740	0000	000000	400	30.00
070417	0005	04/28/2017	A	Western Fees - Pay For It	03	001	1740	0000	000000	400	0.00
RCPT CODE SUB-TOTAL:											1,947.00
070412	0001	04/27/2017	A	Bldg rental	03	001	1810	0000	000000	000	405.95
RCPT CODE SUB-TOTAL:											405.95
070319	0001	04/07/2017	A	Opportunity Grant	03	001	3110	0000	000000	000	301,853.98
070319	0002	04/07/2017	A	Targeted Assistance	03	001	3110	0000	000000	000	25,170.87
070319	0003	04/07/2017	A	K-3 Literacy Funding	03	001	3110	0000	000000	000	5,770.14
070319	0005	04/07/2017	A	Limited English Prof Funding	03	001	3110	0000	000000	000	162.22
070319	0006	04/07/2017	A	Gifted Education Funding	03	001	3110	0000	000000	000	5,084.43
070319	0007	04/07/2017	A	Transportation	03	001	3110	0000	000000	000	22,452.01
070319	0008	04/07/2017	A	Special Education Funding	03	001	3110	0000	000000	000	40,274.99
070319	0010	04/07/2017	A	Graduation Bonus	03	001	3110	0000	000000	000	2.61-
070319	0011	04/07/2017	A	Third Grade Reading Bonus	03	001	3110	0000	000000	000	1.69-
070319	0012	04/07/2017	A	Preschool Special Educ Funding	03	001	3110	0000	000000	000	7,689.57
070319	0013	04/07/2017	A	Special Educ Transportation	03	001	3110	0000	000000	000	1,680.60
070319	0021	04/07/2017	A	JV01 FY 2016 SFPR Adjustment	03	001	3110	0000	000000	000	836.22-
070319	0022	04/07/2017	A	JV02 FY 2016 SFPR Adjustment	03	001	3110	0000	000000	000	995.62-
070319	0023	04/07/2017	A	JV03 FY 2016 SFPR Adjustment	03	001	3110	0000	000000	000	9,835.03-
070357	0001	04/21/2017	A	Opportunity Grant	03	001	3110	0000	000000	000	299,591.96
070357	0002	04/21/2017	A	Targeted Assistance	03	001	3110	0000	000000	000	24,965.49
070357	0003	04/21/2017	A	K-3 Literacy Funding	03	001	3110	0000	000000	000	5,780.67
070357	0005	04/21/2017	A	Limited English Prof Funding	03	001	3110	0000	000000	000	162.22
070357	0006	04/21/2017	A	Gifted Education Funding	03	001	3110	0000	000000	000	5,082.74
070357	0007	04/21/2017	A	Transportation	03	001	3110	0000	000000	000	22,451.99
070357	0008	04/21/2017	A	Special Education Funding	03	001	3110	0000	000000	000	38,414.74
070357	0010	04/21/2017	A	Graduation Bonus	03	001	3110	0000	000000	000	0.00
070357	0011	04/21/2017	A	Third Grade Reading Bonus	03	001	3110	0000	000000	000	0.00
070357	0012	04/21/2017	A	Preschool Special Educ Funding	03	001	3110	0000	000000	000	11,147.44

STATUS (STS) CODES:

A-RECEIPT B-REFUND OF RECEIPT V-VOID REFUND OF RECEIPT X-REDUCTION OF EXPENDITURE
 C-APPROPRIATION OR BUDGET MODIFICATIONS D-EXPENSE/SUPPLIES DISTRIBUTION F-FUND TO FUND TRANSFER

LEXINGTON LOCAL SCHOOLS
 TRANS. BY FUND/RCPT, ALL FUNDS
 DATES 04/01/2017 THRU 04/30/2017
 SORTED BY TRANSACTION DATE

TRANS NO	ITEM NO	TRANS DATE	STS	DESCRIPTION OR SOURCE	TI	FUND	RCPT	SFCC	SUBJ	OPU	TRANS AMOUNT
070357	0013	04/21/2017	A	Special Educ Transportation	03	001	3110	0000	000000	000	1,680.60
070357	0021	04/21/2017	A	JV01 FY 2016 SFPR Adjustment	03	001	3110	0000	000000	000	836.22-
070357	0022	04/21/2017	A	JV02 FY 2016 SFPR Adjustment	03	001	3110	0000	000000	000	995.62-
RCPT CODE SUB-TOTAL:											805,913.65
070319	0004	04/07/2017	A	Economic Disadvantaged Funding	03	001	3211	0000	000000	000	2,645.28
070357	0004	04/21/2017	A	Economic Disadvantaged Funding	03	001	3211	0000	000000	000	2,583.87
RCPT CODE SUB-TOTAL:											5,229.15
070319	0009	04/07/2017	A	Career Tech Education Funding	03	001	3219	0000	000000	000	858.27
070357	0009	04/21/2017	A	Career Tech Education Funding	03	001	3219	0000	000000	000	486.53
RCPT CODE SUB-TOTAL:											1,344.80
070418	0001	04/28/2017	A	MEDICAID Recd -4/27/17	03	001	3300	0000	000000	000	5,791.76
RCPT CODE SUB-TOTAL:											5,791.76
070314	0001	04/05/2017	A	Void Stale O/S Checks	03	001	5300	0000	000000	000	264.50
070315	0001	04/05/2017	B	FEE REFUND- BRENDAN	03	001	5300	0000	000000	000	8.00-
070316	0001	04/05/2017	B	FEE REFUND	03	001	5300	0000	000000	000	48.00-
070317	0001	04/05/2017	B	FEE REFUND	03	001	5300	0000	000000	000	30.00-
070318	0001	04/05/2017	B	PROF LEAVE REIMBURSEMENT	03	001	5300	0000	000000	000	76.80-
070320	0001	04/05/2017	B	FEE REFUND- JILLIAN	03	001	5300	0000	000000	000	15.00-
070321	0001	04/05/2017	B	GIRLS BB MILEAGE	03	001	5300	0000	000000	000	21.00-
070322	0001	04/05/2017	B	FEE REFUND- ALYSSA	03	001	5300	0000	000000	000	27.00-
070323	0001	04/05/2017	B	FEE REFUND- CADEN BALLANCE	03	001	5300	0000	000000	000	17.00-
070324	0001	04/05/2017	B	FOOD SERVICE COURIER	03	001	5300	0000	000000	000	7.56-
070325	0001	04/06/2017	A	Stale O/S Checks - Acct Corr	03	001	5300	0000	000000	000	7.56
070325	0003	04/06/2017	A	Stale O/S Checks - Acct Corr	03	001	5300	0000	000000	000	21.00
070355	0001	04/18/2017	B	RE-ISSUE REFUND CCP TEXTBOOKS	03	001	5300	0000	000000	000	42.70-
RCPT CODE SUB-TOTAL:											0.00
FUND CODE SUB-TOTAL:											2,310,830.53
070382	0003	04/21/2017	A	Permanent Improv Tax - Richlan	03	003	1111	0000	000000	000	32,818.29
RCPT CODE SUB-TOTAL:											32,818.29
070382	0006	04/21/2017	A	Pers Prop Tax PI - Richland	03	003	1122	0000	000000	000	15,267.79

STATUS (STS) CODES:

A-RECEIPT B-REFUND OF RECEIPT V-VOID REFUND OF RECEIPT X-REDUCTION OF EXPENDITURE
 C-APPROPRIATION OR BUDGET MODIFICATIONS D-EXPENSE/SUPPLIES DISTRIBUTION F-FUND TO FUND TRANSFER

LEXINGTON LOCAL SCHOOLS
 TRANS. BY FUND/RCPT, ALL FUNDS
 DATES 04/01/2017 THRU 04/30/2017
 SORTED BY TRANSACTION DATE

TRANS NO	ITEM NO	TRANS DATE	STS	DESCRIPTION OR SOURCE	TI	FUND	RCPT	SPCC	SUBJ	OPU	TRANS AMOUNT
RCPT CODE SUB-TOTAL:											15,267.79
FUND CODE SUB-TOTAL:											48,086.08
070386	0026	04/07/2017	A	HS Breakfast	03	006	1511	0000	000000	100	173.30
070386	0027	04/07/2017	A	Jr. Hi Breakfast	03	006	1511	0000	000000	200	26.45
070386	0028	04/07/2017	A	Eastern Breakfast	03	006	1511	0000	000000	300	73.45
070386	0029	04/07/2017	A	Central Breakfast	03	006	1511	0000	000000	400	35.70
070386	0030	04/07/2017	A	Western Breakfast	03	006	1511	0000	000000	500	23.95
070397	0026	04/21/2017	A	HS Breakfast	03	006	1511	0000	000000	100	190.55
070397	0027	04/21/2017	A	Jr. Hi Breakfast	03	006	1511	0000	000000	200	29.80
070397	0028	04/21/2017	A	Eastern Breakfast	03	006	1511	0000	000000	300	44.90
070397	0029	04/21/2017	A	Central Breakfast	03	006	1511	0000	000000	400	28.80
070397	0030	04/21/2017	A	Western Breakfast	03	006	1511	0000	000000	500	25.35
070416	0026	04/28/2017	A	HS Breakfast	03	006	1511	0000	000000	100	230.00
070416	0027	04/28/2017	A	Jr. Hi Breakfast	03	006	1511	0000	000000	200	24.95
070416	0028	04/28/2017	A	Eastern Breakfast	03	006	1511	0000	000000	300	34.05
070416	0029	04/28/2017	A	Central Breakfast	03	006	1511	0000	000000	400	30.30
070416	0030	04/28/2017	A	Western Breakfast	03	006	1511	0000	000000	500	31.20
RCPT CODE SUB-TOTAL:											1,002.75
070386	0001	04/07/2017	A	HS Stu. Type A	03	006	1512	0000	000000	100	2,675.05
070386	0005	04/07/2017	A	HS ROA Stu. Type A	03	006	1512	0000	000000	100	632.89-
070386	0006	04/07/2017	A	Jr Hi Stu. Type A	03	006	1512	0000	000000	200	1,216.80
070386	0010	04/07/2017	A	Jr. Hi. ROA Stu Type A	03	006	1512	0000	000000	200	725.05-
070386	0011	04/07/2017	A	Eastern Stu. Type A	03	006	1512	0000	000000	300	1,281.85
070386	0015	04/07/2017	A	Eastern ROA Stu. Type A	03	006	1512	0000	000000	300	598.35-
070386	0016	04/07/2017	A	Central Stu. Type A	03	006	1512	0000	000000	400	996.20
070386	0020	04/07/2017	A	Central ROA Stu. Type A	03	006	1512	0000	000000	400	295.69-
070386	0021	04/07/2017	A	Western Stu. Type A	03	006	1512	0000	000000	500	1,007.25
070386	0025	04/07/2017	A	Western ROA Stu. Type A	03	006	1512	0000	000000	500	706.95-
070397	0001	04/21/2017	A	HS Stu. Type A	03	006	1512	0000	000000	100	2,771.30
070397	0005	04/21/2017	A	HS ROA Stu. Type A	03	006	1512	0000	000000	100	1,018.85-
070397	0006	04/21/2017	A	Jr Hi Stu. Type A	03	006	1512	0000	000000	200	1,243.10
070397	0010	04/21/2017	A	Jr. Hi. ROA Stu Type A	03	006	1512	0000	000000	200	584.90-
070397	0011	04/21/2017	A	Eastern Stu. Type A	03	006	1512	0000	000000	300	1,277.90
070397	0015	04/21/2017	A	Eastern ROA Stu. Type A	03	006	1512	0000	000000	300	407.60-
070397	0016	04/21/2017	A	Central Stu. Type A	03	006	1512	0000	000000	400	1,005.65
070397	0020	04/21/2017	A	Central ROA Stu. Type A	03	006	1512	0000	000000	400	37.15-
070397	0021	04/21/2017	A	Western Stu. Type A	03	006	1512	0000	000000	500	980.15
070397	0025	04/21/2017	A	Western ROA Stu. Type A	03	006	1512	0000	000000	500	678.85-

STATUS (STS) CODES:

A-RECEIPT B-REFUND OF RECEIPT V-VOID REFUND OF RECEIPT X-REDUCTION OF EXPENDITURE
 C-APPROPRIATION OR BUDGET MODIFICATIONS D-EXPENSE/SUPPLIES DISTRIBUTION F-FUND TO FUND TRANSFER

TRANS NO	ITEM NO	TRANS DATE	STS	DESCRIPTION OR SOURCE	TI	FUND	RCPT	SPCC	SUBJ	QFU	TRANS AMOUNT
070416	0001	04/28/2017	A	HS Stu. Type A	03	006	1512	0000	000000	100	2,829.10
070416	0005	04/28/2017	A	HS ROA Stu. Type A	03	006	1512	0000	000000	100	1,485.59-
070416	0006	04/28/2017	A	Jr Hi Stu. Type A	03	006	1512	0000	000000	200	1,249.15
070416	0010	04/28/2017	A	Jr. Hi ROA Stu Type A	03	006	1512	0000	000000	200	688.71-
070416	0011	04/28/2017	A	Eastern Stu. Type A	03	006	1512	0000	000000	300	1,243.75
070416	0015	04/28/2017	A	Eastern ROA Stu. Type A	03	006	1512	0000	000000	300	788.88-
070416	0016	04/28/2017	A	Central Stu. Type A	03	006	1512	0000	000000	400	1,029.95
070416	0020	04/28/2017	A	Central ROA Stu. Type A	03	006	1512	0000	000000	400	486.01-
070416	0021	04/28/2017	A	Western Stu. Type A	03	006	1512	0000	000000	500	932.25
070416	0025	04/28/2017	A	Western ROA Stu. Type A	03	006	1512	0000	000000	500	488.45-
070417	0006	04/28/2017	A	HS Lunch - Pay For It	03	006	1512	0000	000000	100	3,072.65
070417	0007	04/28/2017	A	Jr High Lunch - Pay For It	03	006	1512	0000	000000	200	2,088.80
070417	0008	04/28/2017	A	Eastern Lunch - Pay For It	03	006	1512	0000	000000	300	1,656.75
070417	0009	04/28/2017	A	Central Lunch - Pay For It	03	006	1512	0000	000000	400	841.82
070417	0010	04/28/2017	A	Western Lunch - Pay For It	03	006	1512	0000	000000	500	1,129.75
RCPT CODE SUB-TOTAL:											20,905.30
070386	0003	04/07/2017	A	HS Stu. ALa Carte	03	006	1513	0000	000000	100	1,555.00
070386	0008	04/07/2017	A	Jr. Hi Stu. ALa Carte	03	006	1513	0000	000000	200	446.10
070386	0013	04/07/2017	A	Eastern Stu. ALa Carte	03	006	1513	0000	000000	300	250.75
070386	0018	04/07/2017	A	Central Stu. ALa Carte	03	006	1513	0000	000000	400	101.80
070386	0023	04/07/2017	A	Western Stu. ALa Carte	03	006	1513	0000	000000	500	150.25
070397	0003	04/21/2017	A	HS Stu. ALa Carte	03	006	1513	0000	000000	100	1,571.45
070397	0008	04/21/2017	A	Jr. Hi Stu. ALa Carte	03	006	1513	0000	000000	200	467.65
070397	0013	04/21/2017	A	Eastern Stu. ALa Carte	03	006	1513	0000	000000	300	246.55
070397	0018	04/21/2017	A	Central Stu. ALa Carte	03	006	1513	0000	000000	400	133.25
070397	0023	04/21/2017	A	Western Stu. ALa Carte	03	006	1513	0000	000000	500	170.25
070416	0003	04/28/2017	A	HS Stu. ALa Carte	03	006	1513	0000	000000	100	1,555.25
070416	0008	04/28/2017	A	Jr. Hi Stu. ALa Carte	03	006	1513	0000	000000	200	475.55
070416	0013	04/28/2017	A	Eastern Stu. ALa Carte	03	006	1513	0000	000000	300	254.40
070416	0018	04/28/2017	A	Central Stu. ALa Carte	03	006	1513	0000	000000	400	144.75
070416	0023	04/28/2017	A	Western Stu. ALa Carte	03	006	1513	0000	000000	500	164.50
RCPT CODE SUB-TOTAL:											7,687.50
070386	0002	04/07/2017	A	HS Stu. Milk	03	006	1514	0000	000000	100	24.00
070386	0007	04/07/2017	A	Jr. Hi. Stu Milk	03	006	1514	0000	000000	200	25.00
070386	0012	04/07/2017	A	Eastern Stu. Milk	03	006	1514	0000	000000	300	5.50
070386	0017	04/07/2017	A	Central Stu. Milk	03	006	1514	0000	000000	400	5.50
070386	0022	04/07/2017	A	Western Stu. Milk	03	006	1514	0000	000000	500	9.00
070397	0002	04/21/2017	A	HS Stu. Milk	03	006	1514	0000	000000	100	28.00
070397	0007	04/21/2017	A	Jr. Hi. Stu Milk	03	006	1514	0000	000000	200	27.00
070397	0012	04/21/2017	A	Eastern Stu. Milk	03	006	1514	0000	000000	300	6.00

STATUS (STS) CODES:

A-RECEIPT B-REFUND OF RECEIPT V-VOID REFUND OF RECEIPT X-REDUCTION OF EXPENDITURE
 C-APPROPRIATION OR BUDGET MODIFICATIONS D-EXPENSE/SUPPLIES DISTRIBUTION F-FUND TO FUND TRANSFER

DATE: 05/04/2017
TIME: 09:30

LEXINGTON LOCAL SCHOOLS
TRANS. BY FUND/RCPT, ALL FUNDS
DATES 04/01/2017 THRU 04/30/2017
SORTED BY TRANSACTION DATE

PAGE: 6
(RECLED)

TRANS NO	ITEM NO	TRANS DATE	STS DESCRIPTION OR SOURCE	TI	FUND	RCPT	SPCC	SUBJ	OPU	TRANS AMOUNT
070397	0017	04/21/2017	A Central Stu. Milk	03	006	1514	0000	000000	400	10.50
070397	0022	04/21/2017	A Western Stu. Milk	03	006	1514	0000	000000	500	16.00
070416	0002	04/28/2017	A HS Stu. Milk	03	006	1514	0000	000000	100	29.50
070416	0007	04/28/2017	A Jr. Hi. Stu Milk	03	006	1514	0000	000000	200	24.50
070416	0012	04/28/2017	A Eastern Stu. Milk	03	006	1514	0000	000000	300	5.50
070416	0017	04/28/2017	A Central Stu. Milk	03	006	1514	0000	000000	400	5.50
070416	0022	04/28/2017	A Western Stu. Milk	03	006	1514	0000	000000	500	13.50
RCPT CODE SUB-TOTAL:										235.00
070386	0004	04/07/2017	A HS Adult Ala Carte	03	006	1523	0000	000000	100	129.05
070386	0009	04/07/2017	A Jr. Hi Adult Ala Carte	03	006	1523	0000	000000	200	29.30
070386	0014	04/07/2017	A Eastern Adult Ala Carte	03	006	1523	0000	000000	300	45.75
070386	0019	04/07/2017	A Central Adult Ala Carte	03	006	1523	0000	000000	400	25.30
070386	0024	04/07/2017	A Western Adult Ala Carte	03	006	1523	0000	000000	500	20.75
070397	0004	04/21/2017	A HS Adult Ala Carte	03	006	1523	0000	000000	100	894.65
070397	0009	04/21/2017	A Jr. Hi Adult Ala Carte	03	006	1523	0000	000000	200	34.50
070397	0014	04/21/2017	A Eastern Adult Ala Carte	03	006	1523	0000	000000	300	34.25
070397	0019	04/21/2017	A Central Adult Ala Carte	03	006	1523	0000	000000	400	28.25
070397	0024	04/21/2017	A Western Adult Ala Carte	03	006	1523	0000	000000	500	12.25
070416	0004	04/28/2017	A HS Adult Ala Carte	03	006	1523	0000	000000	100	276.55
070416	0009	04/28/2017	A Jr. Hi Adult Ala Carte	03	006	1523	0000	000000	200	33.60
070416	0014	04/28/2017	A Eastern Adult Ala Carte	03	006	1523	0000	000000	300	30.00
070416	0019	04/28/2017	A Central Adult Ala Carte	03	006	1523	0000	000000	400	39.35
070416	0024	04/28/2017	A Western Adult Ala Carte	03	006	1523	0000	000000	500	8.30
RCPT CODE SUB-TOTAL:										1,641.85
070406	0001	04/26/2017	A Coke Commission Food Service	03	006	1851	0000	000000	000	134.21
RCPT CODE SUB-TOTAL:										134.21
070383	0001	04/24/2017	A State Reimbursement Breakfast	03	006	3200	0000	000000	000	144.00
RCPT CODE SUB-TOTAL:										144.00
070354	0001	04/11/2017	A Federal Reimb Lunch High	03	006	4120	0000	000000	100	8,075.28
070354	0002	04/11/2017	A Federal Reimb Lunch Jr High	03	006	4120	0000	000000	200	6,395.96
070354	0003	04/11/2017	A Federal Reimb Lunch Central	03	006	4120	0000	000000	400	6,570.38
070354	0004	04/11/2017	A Federal Reimb Lunch East	03	006	4120	0000	000000	300	8,704.60
070354	0005	04/11/2017	A Federal Reimb Lunch Western	03	006	4120	0000	000000	500	4,827.56
070354	0006	04/11/2017	A Fed Reimb Breakfast - High	03	006	4120	0000	000000	100	956.28
070354	0007	04/11/2017	A Federal Reimb Breakfast - Jr H	03	006	4120	0000	000000	200	783.91
070354	0008	04/11/2017	A Federal Reimb Break - Central	03	006	4120	0000	000000	400	1,055.56

STATUS (STS) CODES:

A-RECEIPT B-REFUND OF RECEIPT V-VOID REFUND OF RECEIPT X-REDUCTION OF EXPENDITURE
C-APPROPRIATION OR BUDGET MODIFICATIONS D-EXPENSE/SUPPLIES DISTRIBUTION F-FUND TO FUND TRANSFER

DATE: 05/04/2017
TIME: 09:30

LEXINGTON LOCAL SCHOOLS
TRANS. BY FUND/RCPT, ALL FUNDS
DATES 04/01/2017 THRU 04/30/2017
SORTED BY TRANSACTION DATE

PAGE: 7
(RECELD)

TRANS NO	ITEM NO	TRANS DATE	STS DESCRIPTION OR SOURCE	TI	FUND	RCPT	SPCC	SUBJ	OPU	TRANS AMOUNT
070354	0009	04/11/2017	A Federal Reimb Break - East	03	006	4120	0000	000000	300	1,787.36
070354	0010	04/11/2017	A Federal Reimb Break - Western	03	006	4120	0000	000000	500	945.62
070354	0011	04/11/2017	A Preschool Milk - Western	03	006	4120	1280	000000	500	123.00
RCPT CODE SUB-TOTAL:										40,225.51
070314	0004	04/05/2017	A Void State O/S Checks	03	006	5300	0000	000000	000	7.56
070325	0002	04/06/2017	A State O/S Checks - Acct Corr	03	006	5300	0000	000000	000	7.56
RCPT CODE SUB-TOTAL:										0.00
FUND CODE SUB-TOTAL:										71,976.12
070427	0005	04/30/2017	A Richland Bank May Interest	03	007	1410	9100	000000	000	10.47
RCPT CODE SUB-TOTAL:										10.47
FUND CODE SUB-TOTAL:										10.47
070427	0003	04/30/2017	A Richland Bank May Interest	03	007	1410	9800	000000	000	9.74
RCPT CODE SUB-TOTAL:										9.74
FUND CODE SUB-TOTAL:										9.74
070427	0004	04/30/2017	A Richland Bank May Interest	03	007	1410	9801	000000	000	1.43
RCPT CODE SUB-TOTAL:										1.43
FUND CODE SUB-TOTAL:										1.43
070371	0001	04/18/2017	A Cuyahoga vending	03	018	1690	9100	000000	000	14.79
070399	0001	04/24/2017	A MH Coffee service	03	018	1690	9100	000000	000	56.90
RCPT CODE SUB-TOTAL:										71.69
070314	0002	04/05/2017	A Void State O/S Checks	03	018	5300	9100	000000	000	195.00
RCPT CODE SUB-TOTAL:										195.00
FUND CODE SUB-TOTAL:										266.69

STATUS (STS) CODES:

A-RECEIPT B-REFUND OF RECEIPT V-VOID REFUND OF RECEIPT X-REDUCTION OF EXPENDITURE
C-APPROPRIATION OR BUDGET MODIFICATIONS D-EXPENSE/SUPPLIES DISTRIBUTION F-FUND TO FUND TRANSFER

DATE: 05/04/2017
TIME: 09:30

LEXINGTON LOCAL SCHOOLS
TRANS. BY FUND/RCPT, ALL FUNDS
DATES 04/01/2017 THRU 04/30/2017
SORTED BY TRANSACTION DATE

PAGE: 8
(RECELD)

TRANS NO	ITEM NO	TRANS DATE	STS	DESCRIPTION OR SOURCE	TI	FUND	RCPT	SFCC	SUBJ	OPU	TRANS AMOUNT	
070341	0002	04/05/2017	A	JH School fees princ acct	03	018	1620	9200	000000	000	42.00	
070344	0002	04/06/2017	A	JH fees princ acct	03	018	1620	9200	000000	000	61.00	
070392	0002	04/24/2017	A	JH Fees princ acct	03	018	1620	9200	000000	000	56.00	
											RCPT CODE SUB-TOTAL:	159.00
070406	0002	04/26/2017	A	Coke Commission Jr High	03	018	1690	9200	000000	000	30.96	
											RCPT CODE SUB-TOTAL:	30.96
											FUND CODE SUB-TOTAL:	189.96
070406	0003	04/26/2017	A	Coke Commission East	03	018	1690	9300	000000	000	20.75	
											RCPT CODE SUB-TOTAL:	20.75
070391	0002	04/21/2017	A	Spare Change Week PTO	03	018	1820	9300	000000	000	789.71	
070391	0003	04/21/2017	A	Kona Truck	03	018	1820	9300	000000	000	307.41	
											RCPT CODE SUB-TOTAL:	1,097.12
											FUND CODE SUB-TOTAL:	1,117.87
070330	0001	04/03/2017	A	1st gr fieldtrip	03	018	1630	9400	000000	000	6.00	
070337	0001	04/04/2017	A	1st gr fieldtrip	03	018	1630	9400	000000	000	12.00	
070343	0002	04/06/2017	A	1st gr fieldtrip	03	018	1630	9400	000000	000	18.00	
070349	0001	04/07/2017	A	Yearbook sales	03	018	1630	9400	000000	000	65.00	
070367	0001	04/17/2017	A	Yearbook sales	03	018	1630	9400	000000	000	52.00	
070367	0002	04/17/2017	A	1st gr fieldtrip	03	018	1630	9400	000000	000	6.00	
070370	0001	04/18/2017	A	yearbook sales	03	018	1630	9400	000000	000	13.00	
070375	0002	04/19/2017	A	Central fees princ acct	03	018	1630	9400	000000	000	2.00	
070403	0002	04/24/2017	A	Central school fees	03	018	1630	9400	000000	000	4.00	
070403	0003	04/24/2017	A	PTU Spare change	03	018	1630	9400	000000	000	1,085.00	
											RCPT CODE SUB-TOTAL:	1,263.00
											FUND CODE SUB-TOTAL:	1,263.00
070343	0001	04/06/2017	A	lost library book	03	018	1890	9401	000000	000	15.00	
070403	0001	04/24/2017	A	lost library book	03	018	1890	9401	000000	000	6.00	
											RCPT CODE SUB-TOTAL:	21.00
											FUND CODE SUB-TOTAL:	21.00

STATUS (STS) CODES:

A-RECEIPT B-REFUND OF RECEIPT V-VOID REFUND OF RECEIPT X-REDUCTION OF EXPENDITURE
C-APPROPRIATION OR BUDGET MODIFICATIONS D-EXPENSE/SUPPLIES DISTRIBUTION F-FUND TO FUND TRANSFER

TRANS NO	ITEM NO	TRANS DATE	STS DESCRIPTION OR SOURCE	TI FUND RCPT SFCC SUBJ OPU	TRANS AMOUNT
070387	0002	04/21/2017	A Western fees princ acct	03 018 1630 9500 000000 000	10.00
070393	0002	04/24/2017	A Western fees princ acct	03 018 1630 9500 000000 000	10.00
070395	0001	04/24/2017	A PTO Revenue	03 018 1630 9500 000000 000	2,269.33
070402	0001	04/25/2017	A 2nd gr fieldtrip money	03 018 1630 9500 000000 000	408.00
070419	0001	04/26/2017	A 2nd gr fieldtrip money	03 018 1630 9500 000000 000	5.00
RCPT CODE SUB-TOTAL:					2,702.33
FUND CODE SUB-TOTAL:					2,702.33
070331	0001	04/03/2017	A Lost library book	03 018 1890 9501 000000 000	6.00
RCPT CODE SUB-TOTAL:					6.00
FUND CODE SUB-TOTAL:					6.00
070364	0003	04/17/2017	A PTO Recycling-Central	03 019 1890 9121 000000 000	8.60
070376	0003	04/19/2017	A PTO Recycling-Central	03 019 1890 9121 000000 000	2.12
RCPT CODE SUB-TOTAL:					10.72
FUND CODE SUB-TOTAL:					10.72
070364	0001	04/17/2017	A PTO Recycling-Eastern	03 019 1890 9122 000000 000	8.60
070376	0001	04/19/2017	A PTO Recycling-Eastern	03 019 1890 9122 000000 000	2.12
RCPT CODE SUB-TOTAL:					10.72
FUND CODE SUB-TOTAL:					10.72
070364	0002	04/17/2017	A PTO Recycling-Western	03 019 1890 9123 000000 000	8.60
070376	0002	04/19/2017	A PTO Recycling-Western	03 019 1890 9123 000000 000	2.13
RCPT CODE SUB-TOTAL:					10.73
FUND CODE SUB-TOTAL:					10.73
070364	0004	04/17/2017	A Girls Reg BB Africentric	03 022 1625 9601 000000 000	301.00
RCPT CODE SUB-TOTAL:					301.00

STATUS (STS) CODES:

A-RECEIPT B-REFUND OF RECEIPT V-VOID REFUND OF RECEIPT X-REDUCTION OF EXPENDITURE
 C-APPROPRIATION OR BUDGET MODIFICATIONS D-EXPENSE/SUPPLIES DISTRIBUTION F-FUND TO FUND TRANSFER

TRANS NO	ITEM NO	TRANS DATE	STS	DESCRIPTION OR SOURCE	TI	FUND	RCPT	SPCC	SUBJ	OPU	TRANS AMOUNT
070314	0005	04/05/2017	A	Void Stale O/S Checks	03	022	5300	9601	000000	000	71.00
070325	0004	04/06/2017	A	Stale O/S Checks - Acct Corr	03	022	5300	9601	000000	000	21.00-
070356	0001	04/18/2017	B	RE-ISSUE TOURNAMENT CHECK	03	022	5300	9601	000000	000	50.00-
RCPT CODE SUB-TOTAL:											0.00
FUND CODE SUB-TOTAL:											301.00
070427	0002	04/30/2017	A	Richland Bank May Int. 024	03	024	1410	0000	000000	000	215.39
RCPT CODE SUB-TOTAL:											215.39
070350	0001	04/10/2017	A	Parker Apr cobra	03	024	1872	0000	000000	000	1,913.73
070378	0001	04/20/2017	A	Employees' Premiums Apr	03	024	1872	0000	000000	000	56,265.11
070379	0001	04/20/2017	A	Board's Premiums April	03	024	1872	0000	000000	000	325,091.76
RCPT CODE SUB-TOTAL:											383,270.60
FUND CODE SUB-TOTAL:											383,485.99
070328	0001	04/04/2017	A	Grease Ticket sale	03	200	1620	9102	000000	000	1,168.00
070328	0002	04/04/2017	A	Ticket sales overage	03	200	1620	9102	000000	000	149.00
070329	0001	04/04/2017	A	Grease Ticket sales - Saturday	03	200	1620	9102	000000	000	800.00
070329	0002	04/04/2017	A	ticket overage	03	200	1620	9102	000000	000	168.00
070329	0003	04/04/2017	A	Grease Ticket Sales Friday	03	200	1620	9102	000000	000	1,408.00
070329	0004	04/04/2017	A	Ticket overage	03	200	1620	9102	000000	000	126.00
070329	0006	04/04/2017	A	Grease ticket sales	03	200	1620	9102	000000	000	40.00
070327	0001	04/07/2017	A	Ticket sales	03	200	1620	9102	000000	000	752.00
070327	0003	04/07/2017	A	Ticket sales	03	200	1620	9102	000000	000	749.00
070327	0007	04/07/2017	A	Ticket sales	03	200	1620	9102	000000	000	1,472.00
070352	0002	04/10/2017	A	Grease tshirt	03	200	1620	9102	000000	000	20.00
RCPT CODE SUB-TOTAL:											6,852.00
070329	0005	04/04/2017	A	Grease patron	03	200	1690	9102	000000	000	100.00
070329	0007	04/04/2017	A	Grease Tshirt sales	03	200	1690	9102	000000	000	20.00
070327	0005	04/07/2017	A	Grease Patrons	03	200	1690	9102	000000	000	350.00
070352	0001	04/10/2017	A	Grease patron	03	200	1690	9102	000000	000	1,000.00
RCPT CODE SUB-TOTAL:											1,470.00
FUND CODE SUB-TOTAL:											8,322.00

STATUS (STS) CODES:

A-RECEIPT B-REFUND OF RECEIPT V-VOID REFUND OF RECEIPT X-REDUCTION OF EXPENDITURE
 C-APPROPRIATION OR BUDGET MODIFICATIONS D-EXPENSE/SUPPLIES DISTRIBUTION F-FUND TO FUND TRANSFER

DATE: 05/04/2017
TIME: 09:30

LEXINGTON LOCAL SCHOOLS
TRANS. BY FUND/RCPT, ALL FUNDS
DATES 04/01/2017 THRU 04/30/2017
SORTED BY TRANSACTION DATE

PAGE: 11
(RECELD)

TRANS NO	ITEM NO	TRANS DATE	STS	DESCRIPTION OR SOURCE	TI	FUND	RCPT	SPCC	SUBJ	OPU	TRANS AMOUNT	
070348	0001	04/06/2017	A	Yearbook ad sales	03	200	1690	9119	000000	000	2,525.00	
											RCPT CODE SUB-TOTAL:	2,525.00
											FUND CODE SUB-TOTAL:	2,525.00
070327	0002	04/07/2017	A	Corr receipt 70296	03	200	1620	9120	000000	000	752.00-	
070327	0004	04/07/2017	A	corr receipt 70297	03	200	1620	9120	000000	000	749.00-	
070327	0008	04/07/2017	A	Ticket sales	03	200	1620	9120	000000	000	1,472.00-	
											RCPT CODE SUB-TOTAL:	2,973.00-
070327	0006	04/07/2017	A	Correct receipt	03	200	1690	9120	000000	000	350.00-	
											RCPT CODE SUB-TOTAL:	350.00-
											FUND CODE SUB-TOTAL:	3,323.00-
070374	0001	04/18/2017	A	NHS stadium cleanup	03	200	1620	9121	000000	000	500.00	
											RCPT CODE SUB-TOTAL:	500.00
											FUND CODE SUB-TOTAL:	500.00
070351	0001	04/10/2017	A	JH recycling	03	200	1690	9612	000000	000	11.70	
											RCPT CODE SUB-TOTAL:	11.70
											FUND CODE SUB-TOTAL:	11.70
070362	0001	04/10/2017	A	Lex Track Invit 4/8	03	300	1610	9600	000000	712	2,780.00	
											RCPT CODE SUB-TOTAL:	2,780.00
070361	0001	04/10/2017	A	Track Invit program sales 4/8	03	300	1620	9600	000000	712	134.00	
											RCPT CODE SUB-TOTAL:	134.00
070335	0001	04/03/2017	A	Program sponsor	03	300	1690	9600	000000	000	424.74	
070359	0001	04/10/2017	A	2017 Advertising	03	300	1690	9600	000000	000	650.00	

STATUS (STS) CODES:

A-RECEIPT B-REFUND OF RECEIPT V-VOID REFUND OF RECEIPT X-REDUCTION OF EXPENDITURE
C-APPROPRIATION OR BUDGET MODIFICATIONS D-EXPENSE/SUPPLIES DISTRIBUTION F-FUND TO FUND TRANSFER

TRANS NO	ITEM NO	TRANS DATE	STS	DESCRIPTION OR SOURCE	TI	FUND	RCPT	SPCE	SUBJ	OPU	TRANS AMOUNT
070360	0001	04/12/2017	A	2017 Advertising	03	300	1690	9600	000000	000	675.00
070404	0001	04/24/2017	A	2017 Advertising	03	300	1690	9600	000000	000	675.00
070408	0001	04/26/2017	A	2017 Advertising	03	300	1690	9600	000000	000	675.00
RCPT CODE SUB-TOTAL:											3,099.74
070333	0001	04/03/2017	A	Boys Sect BB Tourn reimb	03	300	1890	9600	000000	707	193.06
070345	0001	04/06/2017	A	2017 Track invit entry fee	03	300	1890	9600	000000	712	170.00
070369	0001	04/17/2017	A	Lex Track Invit entry fee	03	300	1890	9600	000000	712	850.00
070358	0001	04/20/2017	B	DUPLICATE PAYMENT FOR TRACK IN	03	300	1890	9600	000000	712	170.00
070407	0001	04/26/2017	A	Boys Tennis Invite fee	03	300	1890	9600	000000	711	200.00
070409	0001	04/27/2017	A	2017 volleyball camp	03	300	1890	9600	000000	702	120.00
070410	0001	04/27/2017	A	Boys BB Camp	03	300	1890	9600	000000	707	30.00
070410	0002	04/27/2017	A	Girls BB Camp	03	300	1890	9600	000000	708	30.00
070411	0001	04/27/2017	A	Boys tennis invite fee	03	300	1890	9600	000000	711	250.00
070413	0001	04/27/2017	A	Volleyball camp	03	300	1890	9600	000000	702	40.00
070415	0001	04/28/2017	A	Boys BB Camp	03	300	1890	9600	000000	707	30.00
RCPT CODE SUB-TOTAL:											1,743.06
070314	0003	04/05/2017	A	Void Stale O/S Checks	03	300	5300	9600	000000	000	392.45
RCPT CODE SUB-TOTAL:											392.45
FUND CODE SUB-TOTAL:											8,149.25
070425	0001	04/27/2017	A	IDEA-B Revenue	03	516	4220	9017	000000	000	32,824.03
RCPT CODE SUB-TOTAL:											32,824.03
FUND CODE SUB-TOTAL:											32,824.03
070424	0001	04/26/2017	A	IDEA ECSE Revenue	03	587	4220	9017	000000	000	261.39
RCPT CODE SUB-TOTAL:											261.39
FUND CODE SUB-TOTAL:											261.39
070426	0001	04/27/2017	A	Title II-A Revenue	03	590	4220	9017	000000	000	4,725.69
RCPT CODE SUB-TOTAL:											4,725.69
FUND CODE SUB-TOTAL:											4,725.69
GRAND TOTAL:											2,874,296.44

STATUS (STS) CODES:
 A-RECEIPT B-REFUND OF RECEIPT V-VOID REFUND OF RECEIPT X-REDUCTION OF EXPENDITURE
 C-APPROPRIATION OR BUDGET MODIFICATIONS D-EXPENSE/SUPPLIES DISTRIBUTION F-FUND TO FUND TRANSFER

Date: 05/04/17
Time: 9:31 am

LEXINGTON LOCAL SCHOOLS
Revenue Account Summary
SORTED BY FUND-SCC/ACCT

Page: 1
(REVSUM)

	FYTD Receivable	FYTD Actual Receipts	MTD Actual Receipts	YTD Actual Receipts	FYTD Balance Receivable	FYTD Percent Received
*****TOTAL FOR FUND-SCC 001 0000 (GENERAL FUND):	23,106,385.00	21,139,035.75	2,310,830.53	9,905,034.91	1,967,349.25	91.49
*****TOTAL FOR FUND-SCC 001 9412 (GENERAL BUDGET RESERVE SET-ASIDE-1%/BWC):	0.00	0.00	0.00	0.00	0.00	0.00
*****TOTAL FOR FUND-SCC 001 9800 (FINGERPRINT PAYMENT CLEARING ACCOUNT):	0.00	0.00	0.00	0.00	0.00	0.00
*****TOTAL FOR FUND-SCC 002 0000 (BOND RETIREMENT FUND):	0.00	0.00	0.00	0.00	0.00	0.00
*****TOTAL FOR FUND-SCC 003 0000 (PERMANENT IMPROVEMENT FUND):	689,483.00	648,327.65	48,086.08	339,538.07	41,155.35	94.03
*****TOTAL FOR FUND-SCC 006 0000 (FOOD SERVICE FUND):	731,825.00	616,480.24	71,976.12	307,653.28	115,344.76	84.24
*****TOTAL FOR FUND-SCC 007 9003 (FRAN & WARREN RUPP SCHOLARSHIP):	0.00	0.00	0.00	0.00	0.00	0.00
*****TOTAL FOR FUND-SCC 007 9100 (LEXINGTON MINUTEMEN ACADEMIC SCHOLARSHIP FUND):	4,956.00	1,198.46	10.47	76.55	3,757.54	24.18
*****TOTAL FOR FUND-SCC 007 9800 (TERRY McCAMMON SCHOLARSHIP FUND):	38.00	90.02	9.74	41.76	52.02	236.89
*****TOTAL FOR FUND-SCC 007 9801 (MINUTEMAN ALUMNI SCHOLARSHIP FUND):	6.00	13.23	1.43	6.13	7.23	220.50

*** NOTE!! ONLY ACTIVE ACCOUNTS HAVE BEEN SELECTED, TOTALS MAY EXCLUDE AMOUNTS THAT ARE RELATED TO INACTIVE ACCOUNTS. ***

28

Date: 05/04/17
Time: 9:31 am

LEXINGTON LOCAL SCHOOLS
Revenue Account Summary
SORTED BY FUND-SCC/ACCT

Page: 2
(REVSUM)

	FYTD Receivable	FYTD Actual Receipts	MTD Actual Receipts	YTD Actual Receipts	FYTD Balance Receivable	FYTD Percent Received
*****TOTAL FOR FUND-SCC 007 9999 (LEXINGTON SCHOOLS TRUST FUND):	0.00	0.00	0.00	0.00	0.00	0.00
*****TOTAL FOR FUND-SCC 018 9100 (HIGH SCHOOL PRINCIPAL'S FUND):	9,669.00	11,255.16	266.69	7,728.08	1,586.16	116.40
*****TOTAL FOR FUND-SCC 018 9200 (JUNIOR HIGH PRINCIPAL'S FUND):	5,765.00	6,949.00	189.96	2,265.99	1,184.00	120.54
*****TOTAL FOR FUND-SCC 018 9300 (EASTERN PRINCIPAL'S FUND):	5,788.00	7,299.71	1,117.87	4,540.60	1,511.71	126.12
*****TOTAL FOR FUND-SCC 018 9301 (EASTERN ELEMENTARY BOOKFAIR/BOXTOPS FUND):	4,789.00	0.00	0.00	0.00	4,789.00	0.00
*****TOTAL FOR FUND-SCC 018 9302 (EASTERN ELEMENTARY MATH):	1,241.00	0.00	0.00	0.00	1,241.00	0.00
*****TOTAL FOR FUND-SCC 018 9400 (CENTRAL PRINCIPAL'S FUND):	4,508.00	6,339.24	1,263.00	2,367.09	1,831.24	140.62
*****TOTAL FOR FUND-SCC 018 9401 (CENTRAL ELEMENTARY BOOKFAIR FUND):	6,049.00	4,584.78	21.00	968.00	1,464.22	75.79
*****TOTAL FOR FUND-SCC 018 9402 (CENTRAL ELEMENTARY ART):	7.00	0.00	0.00	0.00	7.00	0.00
*****TOTAL FOR FUND-SCC 018 9500 (WESTERN PRINCIPAL'S FUND):	6,705.00	8,512.37	2,702.33	4,141.56	1,807.37	126.96

*** NOTE!! ONLY ACTIVE ACCOUNTS HAVE BEEN SELECTED, TOTALS MAY EXCLUDE AMOUNTS THAT ARE RELATED TO INACTIVE ACCOUNTS. ***

Date: 05/04/17
 Time: 9:31 am

LEXINGTON LOCAL SCHOOLS
 Revenue Account Summary
 SORTED BY FUND-SCC/ACCT

	FYTD Receivable	FYTD Actual Receipts	MTD Actual Receipts	YTD Actual Receipts	FYTD Balance Receivable	FYTD Percent Received
*****TOTAL FOR FUND-SCC 018 9501 (WESTERN ELEMENTARY BOOKFAIR/BOXTOPS FUND):	7,070.00	5,065.40	6.00	1,544.99	2,004.60	71.65
*****TOTAL FOR FUND-SCC 018 9502 (HIGH SCHOOL ACADEMIC BOOSTERS FUND):	0.00	0.00	0.00	0.00	0.00	0.00
*****TOTAL FOR FUND-SCC 018 9503 (WESTERN ELEMENTARY ART):	0.00	0.00	0.00	0.00	0.00	0.00
*****TOTAL FOR FUND-SCC 018 9602 (JUNIOR HIGH ACADEMIC BOOSTERS FUND):	0.00	0.00	0.00	0.00	0.00	0.00
*****TOTAL FOR FUND-SCC 018 9901 (JUNIOR HIGH TEACHER ADVISORY FUND):	0.00	0.00	0.00	0.00	0.00	0.00
*****TOTAL FOR FUND-SCC 019 9001 (ACADEMIC BOOSTERS GRANTS):	0.00	0.00	0.00	0.00	0.00	0.00
*****TOTAL FOR FUND-SCC 019 9121 (CENTRAL ELEMENTARY PTO GRANTS):	1,739.00	2,128.07	10.72	49.68	389.07-	122.37
*****TOTAL FOR FUND-SCC 019 9122 (EASTERN ELEMENTARY PTO GRANTS):	1,739.00	2,328.09	10.72	249.67	589.09-	133.88
*****TOTAL FOR FUND-SCC 019 9123 (WESTERN ELEMENTARY PTO GRANTS):	1,739.00	2,128.10	10.73	49.69	389.10-	122.37
*****TOTAL FOR FUND-SCC 019 9200 (RICHLAND COUNTY FOUNDATION GRANT PLAYGROUND):	0.00	0.00	0.00	0.00	0.00	0.00

*** NOTE!! ONLY ACTIVE ACCOUNTS HAVE BEEN SELECTED, TOTALS MAY EXCLUDE AMOUNTS THAT ARE RELATED TO INACTIVE ACCOUNTS. ***

Date: 05/04/17
 Time: 9:31 am

LEXINGTON LOCAL SCHOOLS
 Revenue Account Summary
 SORTED BY FUND-SCC/ACCT

Page: 4
 (REVSUM)

	FYTD Receivable	FYTD Actual Receipts	MTD Actual Receipts	YTD Actual Receipts	FYTD Balance Receivable	FYTD Percent Received
*****TOTAL FOR FUND-SCC 019 9201 (RICHLAND COUNTY FOUNDATION GRANT CENTRAL PRID):	0.00	0.00	0.00	0.00	0.00	0.00
*****TOTAL FOR FUND-SCC 019 9202 (RICHLAND COUNTY FOUNDATION GRANT-HENSEL FY15):	0.00	0.00	0.00	0.00	0.00	0.00
*****TOTAL FOR FUND-SCC 019 9204 (RICHLAND COUNTY FOUNDATION GRANT-PELPHREY 15):	0.00	0.00	0.00	0.00	0.00	0.00
*****TOTAL FOR FUND-SCC 019 9205 (RICHLAND CO FOUNDATION GRANT-STAINED GLASS 16):	0.00	0.00	0.00	0.00	0.00	0.00
*****TOTAL FOR FUND-SCC 019 9206 (RICHLAND CO FOUNDATION GRANT-SEASONAL SCIE 16):	0.00	0.00	0.00	0.00	0.00	0.00
*****TOTAL FOR FUND-SCC 019 9207 (RICHLAND CO FOUNDATION-SCORE COMMON CORE 16):	0.00	0.00	0.00	0.00	0.00	0.00
*****TOTAL FOR FUND-SCC 019 9208 (RICHLAND CO FOUND-BUILD A COMM OF READERS):	500.00	500.00	0.00	0.00	0.00	100.00
*****TOTAL FOR FUND-SCC 019 9209 (RICH CO FOUND-LEARN TO READ FOR A LIFETIME):	1,199.00	1,199.00	0.00	0.00	0.00	100.00
*****TOTAL FOR FUND-SCC 019 9210 (RICH CO FOUND-MULTI-GENS APPROACH TO LEARNING):	831.66	831.66	0.00	0.00	0.00	100.00
*****TOTAL FOR FUND-SCC 019 9211 (RICH CO FOUND-BEE AWARENESS):	672.92	672.92	0.00	0.00	0.00	100.00

*** NOTE!! ONLY ACTIVE ACCOUNTS HAVE BEEN SELECTED, TOTALS MAY EXCLUDE AMOUNTS THAT ARE RELATED TO INACTIVE ACCOUNTS. ***

LEXINGTON LOCAL SCHOOLS
 Revenue Account Summary
 SORTED BY FUND-SCC/ACCT

	FYTD Receivable	FYTD Actual Receipts	MTD Actual Receipts	YTD Actual Receipts	FYTD Balance Receivable	FYTD Percent Received
*****TOTAL FOR FUND-SCC 019 9212 (RICH CO FOUND-DONT LET THE PIGEON STOP TALK):	623.60	623.60	0.00	0.00	0.00	100.00
*****TOTAL FOR FUND-SCC 019 9303 (OHIO POWER GRANT (BERRY)):	0.00	0.00	0.00	0.00	0.00	0.00
*****TOTAL FOR FUND-SCC 019 9500 (DOLLAR GENERAL LIT FOUND - YOUTH LIT FY16):	0.00	0.00	0.00	0.00	0.00	0.00
*****TOTAL FOR FUND-SCC 019 9616 (WALMART TEACHER OF THE YEAR-DANIELLE SAVAGE):	0.00	0.00	0.00	0.00	0.00	0.00
*****TOTAL FOR FUND-SCC 022 9601 (OHSAA TOURNAMENT AGENCY FUND):	58,337.00	39,266.37	301.00	19,594.12	19,070.63	67.31
*****TOTAL FOR FUND-SCC 024 0000 (EMPLOYEE BENEFITS FUND FOR MEDICAL/DENTAL):	3,571,627.00	3,866,077.08	383,485.99	1,548,347.04	294,450.08	108.24
*****TOTAL FOR FUND-SCC 200 9101 (HIGH SCHOOL ART CLUB):	0.00	0.00	0.00	0.00	0.00	0.00
*****TOTAL FOR FUND-SCC 200 9102 (HIGH SCHOOL DRAMA CLUB):	14,792.00	28,008.00	8,322.00	24,693.00	13,216.00	189.35
*****TOTAL FOR FUND-SCC 200 9103 (HIGH SCHOOL MATH CLUB):	0.00	0.00	0.00	0.00	0.00	0.00
*****TOTAL FOR FUND-SCC 200 9104 (HIGH SCHOOL LEADERSHIP COUNCIL):	3,200.00	2,806.00	0.00	0.00	394.00	87.69

*** NOTE!! ONLY ACTIVE ACCOUNTS HAVE BEEN SELECTED, TOTALS MAY EXCLUDE AMOUNTS THAT ARE RELATED TO INACTIVE ACCOUNTS. ***

Date: 05/04/17
Time: 9:31 am

LEXINGTON LOCAL SCHOOLS
Revenue Account Summary
SORTED BY FUND-SCC/ACCT

Page: 6
(REVSUM)

	FYTD Receivable	FYTD Actual Receipts	MTD Actual Receipts	YTD Actual Receipts	FYTD Balance Receivable	FYTD Percent Received
*****TOTAL FOR FUND-SCC 200 9105 (HIGH SCHOOL FRENCH CLUB):	165.00	240.00	0.00	0.00	75.00-	145.45
*****TOTAL FOR FUND-SCC 200 9107 (HIGH SCHOOL SPANISH CLUB):	1,040.00	780.00	0.00	15.00	260.00	75.00
*****TOTAL FOR FUND-SCC 200 9108 (HIGH SCHOOL LEO CLUB):	847.00	1,556.06	0.00	18.26	709.06-	183.71
*****TOTAL FOR FUND-SCC 200 9114 (HIGH SCHOOL STUDENT COUNCIL FUND):	1,115.00	461.41	0.00	115.41	653.59	41.38
*****TOTAL FOR FUND-SCC 200 9115 (HIGH SCHOOL KEY CLUB):	712.00	365.50	0.00	5.00	346.50	51.33
*****TOTAL FOR FUND-SCC 200 9116 (HIGH SCHOOL CHESS CLUB):	91.00	50.00	0.00	50.00	41.00	54.95
*****TOTAL FOR FUND-SCC 200 9119 (HIGH SCHOOL YEARBOOK FUND):	15,695.00	10,640.00	2,525.00	3,085.00	5,055.00	67.79
*****TOTAL FOR FUND-SCC 200 9120 (HIGH SCHOOL JOURNALISM FUND):	0.00	0.00	3,323.00-	0.00	0.00	0.00
*****TOTAL FOR FUND-SCC 200 9121 (HIGH SCHOOL NATIONAL HONOR SOCIETY):	1,118.00	2,566.07	500.00	2,566.07	1,448.07-	229.52
*****TOTAL FOR FUND-SCC 200 9160 (HIGH SCHOOL GERMAN CLUB):	0.00	0.00	0.00	0.00	0.00	0.00

*** NOTE!! ONLY ACTIVE ACCOUNTS HAVE BEEN SELECTED, TOTALS MAY EXCLUDE AMOUNTS THAT ARE RELATED TO INACTIVE ACCOUNTS. ***

LEXINGTON LOCAL SCHOOLS
 Revenue Account Summary
 SORTED BY FUND-SCC/ACCT

	FYTD Receivable	FYTD Actual Receipts	MTD Actual Receipts	YTD Actual Receipts	FYTD Balance Receivable	FYTD Percent Received
*****TOTAL FOR FUND-SCC 200 9201 (JUNIOR HIGH ART CLUB):	0.00	275.64	0.00	116.89	275.64-	0.00
*****TOTAL FOR FUND-SCC 200 9204 (JUNIOR HIGH STUDENT COUNCIL FUND):	1,124.00	610.00	0.00	0.00	514.00	54.27
*****TOTAL FOR FUND-SCC 200 9205 (JUNIOR HIGH LIBRARY CLUB):	0.00	553.50	0.00	553.50	553.50-	0.00
*****TOTAL FOR FUND-SCC 200 9301 (EASTERN ELEMENTARY STUDENT ACTIVITY FUND):	1,839.00	1,996.87	0.00	680.90	157.87-	108.58
*****TOTAL FOR FUND-SCC 200 9401 (CENTRAL ELEMENTARY STUDENT ACTIVITY FUND):	0.00	0.00	0.00	0.00	0.00	0.00
*****TOTAL FOR FUND-SCC 200 9611 (HIGH SCHOOL INFORMED TEENS FUND):	54.00	53.63-	0.00	0.00	107.63	99.31-
*****TOTAL FOR FUND-SCC 200 9612 (JUNIOR HIGH INFORMED TEENS FUND):	475.00	129.25	11.70	18.42	345.75	27.21
*****TOTAL FOR FUND-SCC 300 9015 (NETWORK CONNECTIVITY FY9015):	0.00	0.00	0.00	0.00	0.00	0.00
*****TOTAL FOR FUND-SCC 300 9106 (HIGH SCHOOL INTRAMURALS):	0.00	0.00	0.00	0.00	0.00	0.00
*****TOTAL FOR FUND-SCC 300 9115 (JAZZ BAND):	1,337.00	2,438.00	0.00	2,438.00	1,101.00-	182.35

*** NOTE!! ONLY ACTIVE ACCOUNTS HAVE BEEN SELECTED, TOTALS MAY EXCLUDE AMOUNTS THAT ARE RELATED TO INACTIVE ACCOUNTS. ***

Date: 05/04/17
Time: 9:31 am

LEXINGTON LOCAL SCHOOLS
Revenue Account Summary
SORTED BY FUND-SCC/ACCT

Page: 8
(REVSUM)

	FYTD Receivable	FYTD Actual Receipts	MTD Actual Receipts	YTD Actual Receipts	FYTD Balance Receivable	FYTD Percent Received
*****TOTAL FOR FUND-SCC 300 9116 (CHOIR):	100.00	50.00	0.00	0.00	50.00	50.00
*****TOTAL FOR FUND-SCC 300 9206 (JUNIOR HIGH PHYS ED DEPARTMENT FUND):	3,400.00	2,380.00	0.00	1,040.00	1,020.00	70.00
*****TOTAL FOR FUND-SCC 300 9210 (JR HIGH INSTRUMENTAL):	0.00	0.00	0.00	0.00	0.00	0.00
*****TOTAL FOR FUND-SCC 300 9600 (ATHLETIC FUND):	267,500.00	234,374.10	8,149.25	43,225.64	33,125.90	87.62
*****TOTAL FOR FUND-SCC 300 9601 (ATHLETIC TOURNAMENT FUND):	0.00	0.00	0.00	0.00	0.00	0.00
*****TOTAL FOR FUND-SCC 300 9602 (ORCHESTRA):	0.00	0.00	0.00	0.00	0.00	0.00
*****TOTAL FOR FUND-SCC 300 9603 (ELEMENTARY MUSIC):	0.00	0.00	0.00	0.00	0.00	0.00
*****TOTAL FOR FUND-SCC 300 9605 (BAND):	0.00	0.00	0.00	0.00	0.00	0.00
*****TOTAL FOR FUND-SCC 451 9013 (NETWORK CONNECTIVITY - FY 2013):	0.00	0.00	0.00	0.00	0.00	0.00
*****TOTAL FOR FUND-SCC 451 9015 (Network Connectivity FY 2015):	0.00	0.00	0.00	0.00	0.00	0.00

*** NOTE!! ONLY ACTIVE ACCOUNTS HAVE BEEN SELECTED, TOTALS MAY EXCLUDE AMOUNTS THAT ARE RELATED TO INACTIVE ACCOUNTS. ***

LEXINGTON LOCAL SCHOOLS
 Revenue Account Summary
 SORTED BY FUND-SCC/ACCT

	FYTD Receivable	FYTD Actual Receipts	MTD Actual Receipts	YTD Actual Receipts	FYTD Balance Receivable	FYTD Percent Received
*****TOTAL FOR FUND-SCC 451 9016 (Network Connectivity FY 2016):	0.00	0.00	0.00	0.00	0.00	0.00
*****TOTAL FOR FUND-SCC 451 9017 (Network Connectivity FY 2017):	9,000.00	9,000.00	0.00	4,500.00	0.00	100.00
*****TOTAL FOR FUND-SCC 506 9012 (RACE TO THE TOP GRANT FY12):	0.00	0.00	0.00	0.00	0.00	0.00
*****TOTAL FOR FUND-SCC 506 9013 (RACE TO THE TOP GRANT FY13):	0.00	0.00	0.00	0.00	0.00	0.00
*****TOTAL FOR FUND-SCC 506 9014 (RACE TO THE TOP GRANT FY14):	0.00	0.00	0.00	0.00	0.00	0.00
*****TOTAL FOR FUND-SCC 506 9015 (RACE TO THE TOP GRANT FY15):	0.00	0.00	0.00	0.00	0.00	0.00
*****TOTAL FOR FUND-SCC 506 9913 (OHIO RESIDENT EDUCATOR PROGRAM):	0.00	0.00	0.00	0.00	0.00	0.00
*****TOTAL FOR FUND-SCC 506 9914 (OHIO RESIDENT EDUCATOR PROGRAM):	0.00	0.00	0.00	0.00	0.00	0.00
*****TOTAL FOR FUND-SCC 516 9013 (IDEA-B SPECIAL EDUCATION FY13):	0.00	0.00	0.00	0.00	0.00	0.00
*****TOTAL FOR FUND-SCC 516 9014 (IDEA-B SPECIAL EDUCATION FY14):	0.00	0.00	0.00	0.00	0.00	0.00

*** NOTE!! ONLY ACTIVE ACCOUNTS HAVE BEEN SELECTED, TOTALS MAY EXCLUDE AMOUNTS THAT ARE RELATED TO INACTIVE ACCOUNTS. ***

Date: 05/04/17
 Time: 9:31 am

LEXINGTON LOCAL SCHOOLS
 Revenue Account Summary
 SORTED BY FUND-SCC/ACCT

Page: 10
 (REVSLM)

	FYTD Receivable	FYTD Actual Receipts	MTD Actual Receipts	YTD Actual Receipts	FYTD Balance Receivable	FYTD Percent Received
*****TOTAL FOR FUND-SCC 516 9015 (IDEA-B SPECIAL EDUCATION FY15):	0.00	0.00	0.00	0.00	0.00	0.00
*****TOTAL FOR FUND-SCC 516 9016 (IDEA-B SPECIAL EDUCATION FY16):	5,900.81	5,900.81	0.00	0.00	0.00	100.00
*****TOTAL FOR FUND-SCC 516 9017 (IDEA-B SPECIAL EDUCATION FY17):	425,089.03	287,240.86	32,824.03	129,724.72	137,848.17	67.57
*****TOTAL FOR FUND-SCC 551 9013 (TITLE III LEP FY13):	0.00	0.00	0.00	0.00	0.00	0.00
*****TOTAL FOR FUND-SCC 572 9013 (TITLE I TARGETED ASSISTANCE FY13):	0.00	0.00	0.00	0.00	0.00	0.00
*****TOTAL FOR FUND-SCC 572 9014 (TITLE I FY14):	0.00	0.00	0.00	0.00	0.00	0.00
*****TOTAL FOR FUND-SCC 572 9015 (TITLE I FY15):	0.00	0.00	0.00	0.00	0.00	0.00
*****TOTAL FOR FUND-SCC 572 9016 (TITLE I FY16):	164,101.62	33,805.44	0.00	0.00	130,296.18	20.60
*****TOTAL FOR FUND-SCC 572 9017 (TITLE I FY17):	288,932.14	187,635.78	0.00	99,565.49	101,296.36	64.94
*****TOTAL FOR FUND-SCC 587 9015 (EARLY CHILDHOOD SPECIAL EDUCATION IDEA FY15):	0.00	0.00	0.00	0.00	0.00	0.00

*** NOTE!! ONLY ACTIVE ACCOUNTS HAVE BEEN SELECTED, TOTALS MAY EXCLUDE AMOUNTS THAT ARE RELATED TO INACTIVE ACCOUNTS. ***

Date: 05/04/17
 Time: 9:31 am

LEXINGTON LOCAL SCHOOLS
 Revenue Account Summary
 SORTED BY FUND-SCC/ACCT

Page: 11
 (REVSUM)

	FYTD Receivable	FYTD Actual Receipts	MTD Actual Receipts	YTD Actual Receipts	FYTD Balance Receivable	FYTD Percent Received
*****TOTAL FOR FUND-SCC 587 9016 (EARLY CHILDHOOD SPECIAL EDUCATION IDEA FY16):	1,073.28	0.00	0.00	0.00	1,073.28	0.00
*****TOTAL FOR FUND-SCC 587 9017 (EARLY CHILDHOOD SPECIAL EDUCATION IDEA FY17):	2,968.86	1,623.71	261.39	1,271.81	1,345.15	54.69
*****TOTAL FOR FUND-SCC 590 9013 (TITLE II-A IMPROVING TEACHER QUALITY FY13):	0.00	0.00	0.00	0.00	0.00	0.00
*****TOTAL FOR FUND-SCC 590 9014 (TITLE II-A IMPROVING TEACHER QUALITY FY14):	0.00	0.00	0.00	0.00	0.00	0.00
*****TOTAL FOR FUND-SCC 590 9015 (TITLE II-A IMPROVING TEACHER QUALITY FY15):	0.00	0.00	0.00	0.00	0.00	0.00
*****TOTAL FOR FUND-SCC 590 9016 (TITLE II-A IMPROVING TEACHER QUALITY FY16):	0.00	0.00	0.00	0.00	0.00	0.00
*****TOTAL FOR FUND-SCC 590 9017 (TITLE II-A IMPROVING TEACHER QUALITY FY17):	41,215.59	41,215.59	4,725.69	19,888.09	0.00	100.00
*****TOTAL FOR FUND-SCC 599 9013 (NATIONAL SCHOOL LUNCH EXPANSION GRANT FY13):	0.00	0.00	0.00	0.00	0.00	0.00
*****TOTAL FOR FUND-SCC 599 9015 (CHILD NUTRITION - TEAM NUTRITION GRANT):	0.00	0.00	0.00	0.00	0.00	0.00
*****GRAND TOTALS:	29,476,177.51	27,227,554.86	2,874,296.44	12,477,768.41	2,248,622.65	92.37

*** NOTE!! ONLY ACTIVE ACCOUNTS HAVE BEEN SELECTED, TOTALS MAY EXCLUDE AMOUNTS THAT ARE RELATED TO INACTIVE ACCOUNTS. ***

Date: 05/04/17
 Time: 9:32 am

LEXINGTON LOCAL SCHOOLS
 Appropriation Account Summary
 SORTED BY FUND-SCC

Page: 1
 (APPSUM)

FYTD Appropriated	Prior FY Carryover Encumbrances	FYTD Expendable	FYTD Actual Expenditures	MTD Actual Expenditures	Current + Future Encumbrances	FYTD Remaining Balance	FYTD Percent Exp/Enc
*****TOTAL FOR FUND-SCC 001 0000 (GENERAL FUND):							
22,783,650.00	173,916.95	22,957,566.95	19,130,169.80	2,167,267.54	766,601.84	3,060,795.31	86.67
*****TOTAL FOR FUND-SCC 001 9412 (GENERAL BUDGET RESERVE SET-ASIDE-1%/BWC):							
0.00	0.00	0.00	0.00	0.00	0.00	0.00	0.00
*****TOTAL FOR FUND-SCC 001 9800 (FINGERPRINT PAYMENT CLEARING ACCOUNT):							
0.00	0.00	0.00	0.00	0.00	0.00	0.00	0.00
*****TOTAL FOR FUND-SCC 002 0000 (BOND RETIREMENT FUND):							
0.00	0.00	0.00	0.00	0.00	0.00	0.00	0.00
*****TOTAL FOR FUND-SCC 003 0000 (PERMANENT IMPROVEMENT FUND):							
803,226.53	3,976.95	807,203.48	709,346.25	23,214.64	4,325.00	93,532.23	88.41
*****TOTAL FOR FUND-SCC 006 0000 (FOOD SERVICE FUND):							
734,378.42	0.00	734,378.42	639,274.35	61,004.62	47,796.46	47,307.61	93.56
*****TOTAL FOR FUND-SCC 007 9003 (FRAN & WARREN RUPP SCHOLARSHIP):							
0.00	0.00	0.00	0.00	0.00	0.00	0.00	0.00
*****TOTAL FOR FUND-SCC 007 9100 (LEXINGTON MINUTEMEN ACADEMIC SCHOLARSHIP FUND):							
7,000.00	0.00	7,000.00	5,000.00	2,000.00	500.00	1,500.00	78.57
*****TOTAL FOR FUND-SCC 007 9800 (TERRY McCAMMON SCHOLARSHIP FUND):							
750.00	0.00	750.00	0.00	0.00	0.00	750.00	0.00
*****TOTAL FOR FUND-SCC 007 9801 (MINUTEMAN ALUMNI SCHOLARSHIP FUND):							
750.00	0.00	750.00	0.00	0.00	0.00	750.00	0.00

*** NOTE!! ONLY ACTIVE ACCOUNTS HAVE BEEN SELECTED, TOTALS MAY EXCLUDE AMOUNTS THAT ARE RELATED TO INACTIVE ACCOUNTS. ***

LEXINGTON LOCAL SCHOOLS
 Appropriation Account Summary
 SORTED BY FUND-SCC

FYTD Appropriated	Prior FY Carryover Encumbrances	FYTD Expendable	FYTD Actual Expenditures	MTD Actual Expenditures	Current + Future Encumbrances	FYTD Remaining Balance	FYTD Percent Exp/Enc
*****TOTAL FOR FUND-SCC 007 9999 (LEXINGTON SCHOOLS TRUST FUND):							
0.00	0.00	0.00	0.00	0.00	0.00	0.00	0.00
*****TOTAL FOR FUND-SCC 018 9100 (HIGH SCHOOL PRINCIPAL'S FUND):							
10,818.62	0.00	10,818.62	3,604.31	178.44	7,081.00	133.31	98.77
*****TOTAL FOR FUND-SCC 018 9200 (JUNIOR HIGH PRINCIPAL'S FUND):							
9,300.47	280.00	9,580.47	1,891.01	0.00	7,064.50	624.96	93.48
*****TOTAL FOR FUND-SCC 018 9300 (EASTERN PRINCIPAL'S FUND):							
11,254.93	173.25	11,428.18	4,493.41	0.00	310.25	6,624.52	42.03
*****TOTAL FOR FUND-SCC 018 9301 (EASTERN ELEMENTARY BOOKFAIR/BOXTOPS FUND):							
7,500.00	0.00	7,500.00	474.51	0.00	4,685.84	2,339.65	68.80
*****TOTAL FOR FUND-SCC 018 9302 (EASTERN ELEMENTARY MATH):							
2,422.16	0.00	2,422.16	0.00	0.00	0.00	2,422.16	0.00
*****TOTAL FOR FUND-SCC 018 9400 (CENTRAL PRINCIPAL'S FUND):							
9,000.00	0.00	9,000.00	6,201.07	127.76	2,617.50	181.43	97.98
*****TOTAL FOR FUND-SCC 018 9401 (CENTRAL ELEMENTARY BOOKFAIR FUND):							
8,407.24	0.00	8,407.24	3,540.10	0.00	3,697.65	1,169.49	86.09
*****TOTAL FOR FUND-SCC 018 9402 (CENTRAL ELEMENTARY ART):							
753.00	0.00	753.00	0.00	0.00	1,330.00	577.00	176.63
*****TOTAL FOR FUND-SCC 018 9500 (WESTERN PRINCIPAL'S FUND):							
14,528.82	382.20	14,911.02	5,140.80	156.00	1,626.63	8,143.59	45.39

*** NOTE!! ONLY ACTIVE ACCOUNTS HAVE BEEN SELECTED, TOTALS MAY EXCLUDE AMOUNTS THAT ARE RELATED TO INACTIVE ACCOUNTS. ***

LEXINGTON LOCAL SCHOOLS
 Appropriation Account Summary
 SORTED BY FUND-SCC

FYTD Appropriated	Prior FY Carryover Encumbrances	FYTD Expendable	FYTD Actual Expenditures	MTD Actual Expenditures	Current + Future Encumbrances	FYTD Remaining Balance	FYTD Percent Exp/Enc
*****TOTAL FOR FUND-SCC 018 9501 (WESTERN ELEMENTARY BOOKFAIR/BOXTOPS FUND):							
8,421.85	0.00	8,421.85	3,488.68	0.00	2,511.32	2,421.85	71.24
*****TOTAL FOR FUND-SCC 018 9502 (HIGH SCHOOL ACADEMIC BOOSTERS FUND):							
0.00	0.00	0.00	0.00	0.00	0.00	0.00	0.00
*****TOTAL FOR FUND-SCC 018 9503 (WESTERN ELEMENTARY ART):							
402.42	0.00	402.42	0.00	0.00	1,330.00	927.58-	330.50
*****TOTAL FOR FUND-SCC 018 9602 (JUNIOR HIGH ACADEMIC BOOSTERS FUND):							
0.00	0.00	0.00	0.00	0.00	0.00	0.00	0.00
*****TOTAL FOR FUND-SCC 018 9901 (JUNIOR HIGH TEACHER ADVISORY FUND):							
109.25	0.00	109.25	0.00	0.00	0.00	109.25	0.00
*****TOTAL FOR FUND-SCC 019 9001 (ACADEMIC BOOSTERS GRANTS):							
769.07	0.00	769.07	0.00	0.00	0.00	769.07	0.00
*****TOTAL FOR FUND-SCC 019 9121 (CENTRAL ELEMENTARY PTO GRANTS):							
2,327.49	82.80	2,410.29	1,650.99	216.88	483.81	275.49	88.57
*****TOTAL FOR FUND-SCC 019 9122 (EASTERN ELEMENTARY PTO GRANTS):							
2,306.18	0.00	2,306.18	669.10	0.00	0.00	1,637.08	29.01
*****TOTAL FOR FUND-SCC 019 9123 (WESTERN ELEMENTARY PTO GRANTS):							
5,176.63	0.00	5,176.63	1,699.50	0.00	500.00	2,977.13	42.49
*****TOTAL FOR FUND-SCC 019 9200 (RICHLAND COUNTY FOUNDATION GRANT PLAYGROUND):							
1,932.00	0.00	1,932.00	1,732.00	0.00	0.00	200.00	89.65

*** NOTE!! ONLY ACTIVE ACCOUNTS HAVE BEEN SELECTED, TOTALS MAY EXCLUDE AMOUNTS THAT ARE RELATED TO INACTIVE ACCOUNTS. ***

LEXINGTON LOCAL SCHOOLS
 Appropriation Account Summary
 SORTED BY FUND-SCC

FYTD Appropriated	Prior FY Carryover Encumbrances	FYTD Expendable	FYTD Actual Expenditures	MTD Actual Expenditures	Current + Future Encumbrances	FYTD Remaining Balance	FYTD Percent Exp/Enc
*****TOTAL FOR FUND-SCC 019 9201 (RICHLAND COUNTY FOUNDATION GRANT CENTRAL PRID):							
0.00	0.00	0.00	0.00	0.00	0.00	0.00	0.00
*****TOTAL FOR FUND-SCC 019 9202 (RICHLAND COUNTY FOUNDATION GRANT-HENSEL FY15):							
0.00	0.00	0.00	0.00	0.00	0.00	0.00	0.00
*****TOTAL FOR FUND-SCC 019 9204 (RICHLAND COUNTY FOUNDATION GRANT-PELPHREY 15):							
0.00	0.00	0.00	0.00	0.00	0.00	0.00	0.00
*****TOTAL FOR FUND-SCC 019 9205 (RICHLAND CO FOUNDATION GRANT-STAINED GLASS 16):							
0.00	0.00	0.00	0.00	0.00	0.00	0.00	0.00
*****TOTAL FOR FUND-SCC 019 9206 (RICHLAND CO FOUNDATION GRANT-SEASONAL SCIE 16):							
0.00	0.00	0.00	0.00	0.00	0.00	0.00	0.00
*****TOTAL FOR FUND-SCC 019 9207 (RICHLAND CO FOUNDATION-SCORE COMMON CORE 16):							
0.00	0.00	0.00	0.00	0.00	0.00	0.00	0.00
*****TOTAL FOR FUND-SCC 019 9208 (RICHLAND CO FOUND-BUILD A COMM OF READERS):							
500.00	0.00	500.00	489.68	0.00	0.00	10.32	97.94
*****TOTAL FOR FUND-SCC 019 9209 (RICH CO FOUND-LEARN TO READ FOR A LIFETIME):							
1,199.00	0.00	1,199.00	1,139.05	0.00	0.00	59.95	95.00
*****TOTAL FOR FUND-SCC 019 9210 (RICH CO FOUND-MULTI-SENS APPROACH TO LEARNING):							
831.66	0.00	831.66	831.20	0.00	0.00	0.46	99.94
*****TOTAL FOR FUND-SCC 019 9211 (RICH CO FOUND-BEE AWARENESS):							
672.92	0.00	672.92	655.34	0.00	0.00	17.58	97.39

*** NOTE!! ONLY ACTIVE ACCOUNTS HAVE BEEN SELECTED, TOTALS MAY EXCLUDE AMOUNTS THAT ARE RELATED TO INACTIVE ACCOUNTS. ***

LEXINGTON LOCAL SCHOOLS
 Appropriation Account Summary
 SORTED BY FUND-SCC

FYTD Appropriated	Prior FY Carryover Encumbrances	FYTD Expendable	FYTD Actual Expenditures	MTD Actual Expenditures	Current + Future Encumbrances	FYTD Remaining Balance	FYTD Percent Exp/Enc
*****TOTAL FOR FUND-SCC 019 9212 (RICH CO FOUND-DONT LET THE PIGEON STOP TALK):							
623.60	0.00	623.60	604.43	0.00	0.00	19.17	96.93
*****TOTAL FOR FUND-SCC 019 9303 (OHIO POWER GRANT (BERRY)):							
0.00	0.00	0.00	0.00	0.00	0.00	0.00	0.00
*****TOTAL FOR FUND-SCC 019 9500 (DOLLAR GENERAL LIT FOUND - YOUTH LIT FY16):							
6.01	0.00	6.01	6.01	0.00	0.00	0.00	100.00
*****TOTAL FOR FUND-SCC 019 9616 (WALMART TEACHER OF THE YEAR-DANIELLE SAVAGE):							
0.00	0.00	0.00	0.00	0.00	0.00	0.00	0.00
*****TOTAL FOR FUND-SCC 022 9601 (OHSAA TOURNAMENT AGENCY FUND):							
58,481.13	0.00	58,481.13	37,932.44	1,441.15	27,751.72	7,203.03-	112.32
*****TOTAL FOR FUND-SCC 024 0000 (EMPLOYEE BENEFITS FUND FOR MEDICAL/DENTAL):							
4,363,248.99	0.00	4,363,248.99	4,406,779.36	649,605.86	61,904.03	105,434.40-	102.42
*****TOTAL FOR FUND-SCC 200 9101 (HIGH SCHOOL ART CLUB):							
93.76	0.00	93.76	0.00	0.00	0.00	93.76	0.00
*****TOTAL FOR FUND-SCC 200 9102 (HIGH SCHOOL DRAMA CLUB):							
17,000.00	0.00	17,000.00	10,648.22	4,683.70	300.00	6,051.78	64.40
*****TOTAL FOR FUND-SCC 200 9103 (HIGH SCHOOL MATH CLUB):							
52.70	0.00	52.70	0.00	0.00	0.00	52.70	0.00
*****TOTAL FOR FUND-SCC 200 9104 (HIGH SCHOOL LEADERSHIP COUNCIL):							
3,653.66	0.00	3,653.66	2,584.50	400.00-	456.00	613.16	83.22

*** NOTE!! ONLY ACTIVE ACCOUNTS HAVE BEEN SELECTED, TOTALS MAY EXCLUDE AMOUNTS THAT ARE RELATED TO INACTIVE ACCOUNTS. ***

Date: 05/04/17
 Time: 9:32 am

LEXINGTON LOCAL SCHOOLS
 Appropriation Account Summary
 SORTED BY FUND-SCC

Page: 6
 (APPSUM)

FYTD Appropriated	Prior FY Carryover Encumbrances	FYTD Expendable	FYTD Actual Expenditures	MTD Actual Expenditures	Current + Future Encumbrances	FYTD Remaining Balance	FYTD Percent Exp/Enc
*****TOTAL FOR FUND-SCC 200 9105 (HIGH SCHOOL FRENCH CLUB):							
296.67	0.00	296.67	194.30	0.00	0.00	102.37	65.49
*****TOTAL FOR FUND-SCC 200 9107 (HIGH SCHOOL SPANISH CLUB):							
1,791.60	0.00	1,791.60	766.63	0.00	8.37	1,016.60	43.26
*****TOTAL FOR FUND-SCC 200 9108 (HIGH SCHOOL LED CLUB):							
3,969.40	0.00	3,969.40	1,729.58	0.00	144.47	2,095.35	47.21
*****TOTAL FOR FUND-SCC 200 9114 (HIGH SCHOOL STUDENT COUNCIL FUND):							
2,000.00	14.17	2,014.17	279.79	0.00	1,055.21	679.17	66.28
*****TOTAL FOR FUND-SCC 200 9115 (HIGH SCHOOL KEY CLUB):							
2,000.00	0.00	2,000.00	446.90	0.00	30.00	1,523.10	23.85
*****TOTAL FOR FUND-SCC 200 9116 (HIGH SCHOOL CHESS CLUB):							
362.00	0.00	362.00	0.00	0.00	0.00	362.00	0.00
*****TOTAL FOR FUND-SCC 200 9119 (HIGH SCHOOL YEARBOOK FUND):							
31,350.00	8,353.70	39,703.70	4,372.41	0.00	15,500.00	19,831.29	50.05
*****TOTAL FOR FUND-SCC 200 9120 (HIGH SCHOOL JOURNALISM FUND):							
500.00	0.00	500.00	72.00	0.00	352.00	76.00	84.80
*****TOTAL FOR FUND-SCC 200 9121 (HIGH SCHOOL NATIONAL HONOR SOCIETY):							
2,923.94	0.00	2,923.94	2,780.80	0.00	117.72	25.42	99.13
*****TOTAL FOR FUND-SCC 200 9160 (HIGH SCHOOL GERMAN CLUB):							
45.00	0.00	45.00	45.00	0.00	0.00	0.00	100.00

*** NOTE!! ONLY ACTIVE ACCOUNTS HAVE BEEN SELECTED, TOTALS MAY EXCLUDE AMOUNTS THAT ARE RELATED TO INACTIVE ACCOUNTS. ***

LEXINGTON LOCAL SCHOOLS
 Appropriation Account Summary
 SORTED BY FUND-SCC

FYTD Appropriated	Prior FY Carryover Encumbrances	FYTD Expendable	FYTD Actual Expenditures	MTD Actual Expenditures	Current + Future Encumbrances	FYTD Remaining Balance	FYTD Percent Exp/Enc
*****TOTAL FOR FUND-SCC 200 9201 (JUNIOR HIGH ART CLUB):							
113.99	0.00	113.99	0.00	0.00	0.00	113.99	0.00
*****TOTAL FOR FUND-SCC 200 9204 (JUNIOR HIGH STUDENT COUNCIL FUND):							
1,153.54	0.00	1,153.54	454.04	0.00	146.16	553.34	52.03
*****TOTAL FOR FUND-SCC 200 9205 (JUNIOR HIGH LIBRARY CLUB):							
77.65	0.00	77.65	0.00	0.00	0.00	77.65	0.00
*****TOTAL FOR FUND-SCC 200 9301 (EASTERN ELEMENTARY STUDENT ACTIVITY FUND):							
2,318.41	0.00	2,318.41	1,929.78	0.00	0.00	388.63	83.24
*****TOTAL FOR FUND-SCC 200 9401 (CENTRAL ELEMENTARY STUDENT ACTIVITY FUND):							
382.69	0.00	382.69	0.00	0.00	382.69	0.00	100.00
*****TOTAL FOR FUND-SCC 200 9611 (HIGH SCHOOL INFORMED TEENS FUND):							
250.00	0.00	250.00	0.00	0.00	0.00	250.00	0.00
*****TOTAL FOR FUND-SCC 200 9612 (JUNIOR HIGH INFORMED TEENS FUND):							
499.67	0.00	499.67	0.00	0.00	0.00	499.67	0.00
*****TOTAL FOR FUND-SCC 300 9106 (HIGH SCHOOL INTRAMURALS):							
0.00	0.00	0.00	0.00	0.00	0.00	0.00	0.00
*****TOTAL FOR FUND-SCC 300 9115 (JAZZ BAND):							
2,000.00	0.00	2,000.00	1,680.00	0.00	0.00	320.00	84.00
*****TOTAL FOR FUND-SCC 300 9116 (CHOIR):							
1,259.80	0.00	1,259.80	90.68	0.00	159.32	1,009.80	19.84

*** NOTE!! ONLY ACTIVE ACCOUNTS HAVE BEEN SELECTED, TOTALS MAY EXCLUDE AMOUNTS THAT ARE RELATED TO INACTIVE ACCOUNTS. ***

LEXINGTON LOCAL SCHOOLS
 Appropriation Account Summary
 SORTED BY FUND-SCC

FYTD Appropriated	Prior FY Carryover Encumbrances	FYTD Expendable	FYTD Actual Expenditures	MTD Actual Expenditures	Current + Future Encumbrances	FYTD Remaining Balance	FYTD Percent Exp/Enc
*****TOTAL FOR FUND-SCC 300 9206 (JUNIOR HIGH PHYS ED DEPARTMENT FUND):							
5,813.17	0.00	5,813.17	2,492.49	179.20	852.45	2,468.23	57.54
*****TOTAL FOR FUND-SCC 300 9210 (JR HIGH INSTRUMENTAL):							
41.03	0.00	41.03	0.00	0.00	0.00	41.03	0.00
*****TOTAL FOR FUND-SCC 300 9600 (ATHLETIC FUND):							
266,155.00	400.00	266,555.00	230,949.14	9,959.16	32,810.05	2,795.81	98.95
*****TOTAL FOR FUND-SCC 300 9601 (ATHLETIC TOURNAMENT FUND):							
0.00	0.00	0.00	0.00	0.00	0.00	0.00	0.00
*****TOTAL FOR FUND-SCC 300 9602 (ORCHESTRA):							
63.22	0.00	63.22	0.00	0.00	0.00	63.22	0.00
*****TOTAL FOR FUND-SCC 300 9603 (ELEMENTARY MUSIC):							
1,139.88	0.00	1,139.88	0.00	0.00	0.00	1,139.88	0.00
*****TOTAL FOR FUND-SCC 300 9605 (BAND):							
232.95	0.00	232.95	0.00	0.00	0.00	232.95	0.00
*****TOTAL FOR FUND-SCC 451 9013 (NETWORK CONNECTIVITY - FY 2013):							
0.00	0.00	0.00	0.00	0.00	0.00	0.00	0.00
*****TOTAL FOR FUND-SCC 451 9015 (Network Connectivity FY 2015):							
0.00	0.00	0.00	0.00	0.00	0.00	0.00	0.00
*****TOTAL FOR FUND-SCC 451 9016 (Network Connectivity FY 2016):							
0.00	0.00	0.00	0.00	0.00	0.00	0.00	0.00

*** NOTE!! ONLY ACTIVE ACCOUNTS HAVE BEEN SELECTED, TOTALS MAY EXCLUDE AMOUNTS THAT ARE RELATED TO INACTIVE ACCOUNTS. ***

LEXINGTON LOCAL SCHOOLS
 Appropriation Account Summary
 SORTED BY FUND-SCC

FYTD Appropriated	Prior FY Carryover Encumbrances	FYTD Expendable	FYTD Actual Expenditures	MTD Actual Expenditures	Current + Future Encumbrances	FYTD Remaining Balance	FYTD Percent Exp/Enc
*****TOTAL FOR FUND-SCC 451 9017 (Network Connectivity FY 2017):							
9,000.00	0.00	9,000.00	9,000.00	0.00	0.00	0.00	100.00
*****TOTAL FOR FUND-SCC 499 9101 (STATE GRANT 2001 READING IMPROV. INCENT-CENTRA):							
0.00	0.00	0.00	0.00	0.00	0.00	0.00	0.00
*****TOTAL FOR FUND-SCC 506 9012 (RACE TO THE TOP GRANT FY12):							
0.00	0.00	0.00	0.00	0.00	0.00	0.00	0.00
*****TOTAL FOR FUND-SCC 506 9013 (RACE TO THE TOP GRANT FY13):							
0.00	0.00	0.00	0.00	0.00	0.00	0.00	0.00
*****TOTAL FOR FUND-SCC 506 9014 (RACE TO THE TOP GRANT FY14):							
0.00	0.00	0.00	0.00	0.00	0.00	0.00	0.00
*****TOTAL FOR FUND-SCC 506 9015 (RACE TO THE TOP GRANT FY15):							
0.00	0.00	0.00	0.00	0.00	0.00	0.00	0.00
*****TOTAL FOR FUND-SCC 506 9913 (OHIO RESIDENT EDUCATOR PROGRAM):							
0.00	0.00	0.00	0.00	0.00	0.00	0.00	0.00
*****TOTAL FOR FUND-SCC 506 9914 (OHIO RESIDENT EDUCATOR PROGRAM):							
0.00	0.00	0.00	0.00	0.00	0.00	0.00	0.00
*****TOTAL FOR FUND-SCC 516 9013 (IDEA-B SPECIAL EDUCATION FY13):							
0.00	0.00	0.00	0.00	0.00	0.00	0.00	0.00
*****TOTAL FOR FUND-SCC 516 9014 (IDEA-B SPECIAL EDUCATION FY14):							
0.00	0.00	0.00	0.00	0.00	0.00	0.00	0.00

*** NOTE!! ONLY ACTIVE ACCOUNTS HAVE BEEN SELECTED, TOTALS MAY EXCLUDE AMOUNTS THAT ARE RELATED TO INACTIVE ACCOUNTS. ***

LEXINGTON LOCAL SCHOOLS
 Appropriation Account Summary
 SORTED BY FUND-SCC

FYTD Appropriated	Prior FY Carryover Encumbrances	FYTD Expendable	FYTD Actual Expenditures	MTD Actual Expenditures	Current + Future Encumbrances	FYTD Remaining Balance	FYTD Percent Exp/Enc
*****TOTAL FOR FUND-SCC 516 9015 (IDEA-B SPECIAL EDUCATION FY15):							
0.00	0.00	0.00	0.00	0.00	0.00	0.00	0.00
*****TOTAL FOR FUND-SCC 516 9016 (IDEA-B SPECIAL EDUCATION FY16):							
19,115.15	1,201.65	20,316.80	20,316.80	0.00	0.00	0.00	100.00
*****TOTAL FOR FUND-SCC 516 9017 (IDEA-B SPECIAL EDUCATION FY17):							
425,089.03	0.00	425,089.03	299,570.15	20,527.67	51,392.74	74,126.14	82.56
*****TOTAL FOR FUND-SCC 551 9013 (TITLE III LEP FY13):							
0.00	0.00	0.00	0.00	0.00	0.00	0.00	0.00
*****TOTAL FOR FUND-SCC 572 9013 (TITLE I TARGETED ASSISTANCE FY13):							
0.00	0.00	0.00	0.00	0.00	0.00	0.00	0.00
*****TOTAL FOR FUND-SCC 572 9014 (TITLE I FY14):							
0.00	0.00	0.00	0.00	0.00	0.00	0.00	0.00
*****TOTAL FOR FUND-SCC 572 9015 (TITLE I FY15):							
0.00	0.00	0.00	0.00	0.00	0.00	0.00	0.00
*****TOTAL FOR FUND-SCC 572 9016 (TITLE I FY16):							
38,374.50	2,400.00	40,774.50	40,774.50	0.00	0.00	0.00	100.00
*****TOTAL FOR FUND-SCC 572 9017 (TITLE I FY17):							
419,228.32	0.00	419,228.32	218,911.98	24,522.47	6,150.38	194,165.96	53.68
*****TOTAL FOR FUND-SCC 587 9015 (EARLY CHILDHOOD SPECIAL EDUCATION IDEA FY15):							
0.00	0.00	0.00	0.00	0.00	0.00	0.00	0.00

*** NOTE!! ONLY ACTIVE ACCOUNTS HAVE BEEN SELECTED, TOTALS MAY EXCLUDE AMOUNTS THAT ARE RELATED TO INACTIVE ACCOUNTS. ***

LEXINGTON LOCAL SCHOOLS
 Appropriation Account Summary
 SORTED BY FUND-SCC

FYTD Appropriated	Prior FY Carryover Encumbrances	FYTD Expendable	FYTD Actual Expenditures	MTD Actual Expenditures	Current + Future Encumbrances	FYTD Remaining Balance	FYTD Percent Exp/Enc
*****TOTAL FOR FUND-SCC 587 9016 (EARLY CHILDHOOD SPECIAL EDUCATION IDEA FY16):							
0.00	0.00	0.00	0.00	0.00	0.00	0.00	0.00
*****TOTAL FOR FUND-SCC 587 9017 (EARLY CHILDHOOD SPECIAL EDUCATION IDEA FY17):							
4,042.14	0.00	4,042.14	1,664.52	302.20	109.50	2,268.12	43.89
*****TOTAL FOR FUND-SCC 590 9013 (TITLE II-A IMPROVING TEACHER QUALITY FY13):							
0.00	0.00	0.00	0.00	0.00	0.00	0.00	0.00
*****TOTAL FOR FUND-SCC 590 9014 (TITLE II-A IMPROVING TEACHER QUALITY FY14):							
0.00	0.00	0.00	0.00	0.00	0.00	0.00	0.00
*****TOTAL FOR FUND-SCC 590 9015 (TITLE II-A IMPROVING TEACHER QUALITY FY15):							
0.00	0.00	0.00	0.00	0.00	0.00	0.00	0.00
*****TOTAL FOR FUND-SCC 590 9016 (TITLE II-A IMPROVING TEACHER QUALITY FY16):							
0.00	0.00	0.00	0.00	0.00	0.00	0.00	0.00
*****TOTAL FOR FUND-SCC 590 9017 (TITLE II-A IMPROVING TEACHER QUALITY FY17):							
41,215.59	0.00	41,215.59	41,215.59	0.00	0.00	0.00	100.00
*****TOTAL FOR FUND-SCC 599 9013 (NATIONAL SCHOOL LUNCH EXPANSION GRANT FY13):							
0.00	0.00	0.00	0.00	0.00	0.00	0.00	0.00
*****TOTAL FOR FUND-SCC 599 9015 (CHILD NUTRITION - TEAM NUTRITION GRANT):							
0.00	0.00	0.00	0.00	0.00	0.00	0.00	0.00
*****GRAND TOTALS:							
30,154,352.85	191,181.67	30,345,534.52	25,859,783.19	2,964,987.29	1,052,084.61	3,433,666.72	88.68

*** NOTE!! ONLY ACTIVE ACCOUNTS HAVE BEEN SELECTED, TOTALS MAY EXCLUDE AMOUNTS THAT ARE RELATED TO INACTIVE ACCOUNTS. ***